

April 2009

Palm Beach County

Evaluation of the Youth Violence Prevention Program

Year Two



Palm Beach County Evaluation of the Youth Violence Prevention Program Year Two • April 2009



THE FLORIDA STATE UNIVERSITY
CENTER FOR CRIMINOLOGY AND PUBLIC POLICY RESEARCH

criminologycenter.fsu.edu



THE FLORIDA STATE UNIVERSITY
CENTER FOR CRIMINOLOGY AND PUBLIC POLICY RESEARCH

An Evaluation of the Youth Violence Prevention Program in Palm Beach County

Year 2 Evaluation

April 2009

**Center for Criminology and Public Policy
College of Criminology and Criminal Justice
Florida State University**

The Florida State University Center for Criminology and Public Policy Research evaluation team includes:

Thomas Blomberg

William Bales

Wendy Cavendish

Karla Dhungana

Karen Mann

The Center for Criminology and Public Policy Research would like to acknowledge the Palm Beach Board of County Commissioners and the Criminal Justice Commission for their support in the development of this evaluation.

Table of Contents

| | |
|---|------------|
| Chapter I The Youth Violence Prevention Program | 1 |
| Background | 1 |
| The Comprehensive Gang Model | 1 |
| Site Selection | 2 |
| Chapter II Program Components | 12 |
| Chapter III Evaluation Methodology | 19 |
| Data Sources | 19 |
| Chapter IV Findings: Prevention | 22 |
| Overall Prevention Goals | 22 |
| Belle Glade | 23 |
| Boynton Beach | 23 |
| Lake Worth | 32 |
| Riviera Beach | 38 |
| West Palm Beach | 47 |
| Prevention Summary and Outcome Data | 54 |
| Chapter V Findings: Law Enforcement and Courts | 63 |
| Goals and Objectives | 64 |
| Law Enforcement and Courts: Services Delivered | 72 |
| Law Enforcement and Courts: Outcomes | 104 |
| Chapter VI Findings: Corrections | 108 |
| Courts Goals and Objectives | 108 |
| Corrections: Services Delivered | 109 |
| Chapter VII Criminal Justice Commission Oversight | 116 |
| Chapter VIII Outcomes: Crime Reduction | 118 |
| Arrest Histories: Youths in the Youth Empowerment Centers | 118 |
| Arrest Histories: Individuals in the Justice Service Center | 119 |
| Crime-related “Calls for Service” to Law Enforcement | 120 |
| Outcomes: Uniform Crime Report Data | 123 |
| Chapter IX Outcomes: Economic | 130 |
| Projected Economic Impact | 130 |
| Cost Benefit | 131 |
| Chapter X Summary and Discussion | 132 |
| References | 137 |
| Appendix A Prevention Services: YEC Programs Offered | 138 |
| Appendix B Prevention Services: Number of Sessions of Structure Programs by YEC Site | 165 |
| Appendix C Prevention Services: Program Descriptions by YEC Site | 170 |

Acronyms

This list delineates the acronyms used in this report.

| | |
|---|--------------------|
| American Civil Liberties Union | ACLU |
| Board of County Commissioners (Palm Beach) | BCC |
| Bureau of Alcohol, Tobacco, and Firearms | ATF |
| Combined DNA Index System | CODIS |
| Community-based Anti-crime Task Force (in SAO) | COMBAT Unit |
| Community Service Officer | CSO |
| Crime Prevention through Environmental Design | CPTED |
| Criminal Justice Commission | CJC |
| Federal Bureau of Investigation | FBI |
| Florida Department of Law Enforcement | FDLE |
| Justice Service Center | JSC |
| Law Enforcement Work Group | LEWG |
| National Integrated Ballistics Identification Network | NIBIN |
| Office of the State Attorney (Palm Beach County) | OSA |
| Office of the Statewide Prosecution | OSP |
| Palm Beach County Sheriff's Office | PBSO |
| Prison Rehabilitative Industries and Diversified Enterprises, Inc. | PRIDE |
| Racketeer Influenced and Corrupt Organizations Act | RICO |
| Sex Offender Accountability Program | SOAP |
| State Attorney's case tracking system | STAC |
| Saving the youths' Lives Everywhere | STYLE |
| Uniform Crime Reports | UCR |
| Violent Crimes Task Force | VCTF |
| Youth Empowerment Centers | YEC |
| Youth Violence Prevention Program | YVPP |

CHAPTER I

The Youth Violence Prevention Program

This report documents the second year evaluation of Palm Beach County's Youth Violence Prevention Program (YVPP). The YVPP was the result of a study that Palm Beach County initiated with Florida State University in 2006 to examine the rising crime rate, particularly violent crime.

Background

Beginning in 2004, a series of media stories detailed numerous violent crimes, many of which included the use of firearms, in the county. In response, the Palm Beach County Criminal Justice Commission (CJC) initiated a study to determine if this trend was likely to continue. The study assessed the County's historical trends in the levels of violent crime, gun-related crime, and murder. The study found that while the County's overall crime rate had declined from 1990-2005, violent crime including those involving firearms, had increased with the murder rate having experienced particularly substantial increases from 2000 to 2005. Of additional importance was the study's finding that violent crime committed by adolescents or young adults between the ages of 15 and 24 had increased.

The CJC and associated subcommittees selected the national Comprehensive Gang Model established by the U.S. Department of Justice as the program model to address violent crime. The county invited cities to participate by agreeing to a set of specific criteria (detailed in the Year 1 evaluation report). Palm Beach County's YVPP included four components: Prevention, Law Enforcement, Courts, and Corrections.

The Comprehensive Gang Model

The Comprehensive Gang Model is derived from the research of Irving Spergel and his colleagues at the University of Chicago. Specifically, the Spergel Model includes the following five core areas and related activities:

1. Community mobilization that involves local citizens and organizations that work together to understand and provide informed intervention and opportunities for targeted youth
2. Social intervention involving outreach to youths with counseling or referrals for drug treatment, job assistance and training, education, and recreation

3. Provision of social opportunities that recognizes the different needs of individualized youth and is designed to respond to these individual youth needs
4. Suppression involving surveillance, arrest, probation, and incarceration, as well as interagency communication and coordination on how best to respond to individual youth
5. Organizational change and development of local agencies and groups in which police and former gang members are encouraged to collaborate and work effectively as a team.

The model mandates multilevel collaboration among key community leaders, organizations, and street-level intervention teams for long-term capacity building and reduction of violence at all levels. The Office of Juvenile Justice and Delinquency Prevention identified seven critical elements that distinguish the Spergel Model from other gang approaches: 1) targeting of specific areas and populations based on initial “problem assessment”; 2) implementation of five key interrelated strategies (noted above); 3) an overarching intervention/prevention/suppression team/agency; 4) policymakers and community leaders to guide the project; 5) the development of a mechanism for coordinating collaboration (and information sharing) amongst stakeholders at all levels (representing all components of the initiative); 6) community capacity building to sustain the project and address issues; and 7) ongoing data collection and analysis to inform the process and evaluate the impact using qualitative and quantitative data¹.

Site Selection

Based on the findings from the 2006 study of violent crime in the county, five program sites (cities) or violent crime “hot spots” were identified and these cities agreed to implement the YVPP. The five cities selected to implement the program are Belle Glade, Boynton Beach, Lake Worth, Riviera Beach, and West Palm Beach.

Moreover, five cities were identified to serve as “control sites” to facilitate general comparisons with the cities that were selected and agreed to implement the YVPP (program sites). The method used to select appropriate control sites included the use of U.S. Census data and Uniform Crime Report (UCR) data.

¹ For a more detailed description of Spergel's Comprehensive Gang Model including the five core elements, refer to the Year 1 evaluation report.

Census Data: The primary variables that were considered to identify appropriate control sites included:

- 1) percent of families below poverty level and per capita income
- 2) ethnic composition
- 3) gender composition
- 4) education level as reflected by percent high school and college graduates
- 5) employment level as reflected by percent in labor force
- 6) per capita income
- 7) median age

Uniform Crime Report (UCR) Data: The primary variables that were considered to identify appropriate control sites included:

- 1) Total crime rate per 100,000
- 2) Total violent crime rate per 100,000
- 3) Percent change in total crime rate from 2000-2006
- 4) Percent change in violent crime rate from 2000-2006
- 5) Total arrest rate per 100,000
- 6) Total arrest for violent crime rate per 100,000
- 7) Percent change in total arrest rate from 2000-2006
- 8) Percent change in arrest for violent crime rate from 2000-2006

Tables 1 and 2 present comparison data for the five program sites and the five control (experimental) sites. Table 1 presents 2000 Census data that was utilized for comparison to select appropriate matches. Variables such as education, employment, income, race, and gender have been shown in the criminological research literature to correlate with crime. Local law enforcement agencies submit the number of crimes that were reported to law enforcement (by offense type) to the Florida Department of Law Enforcement (FDLE) annually. Table 2 presents UCR data (crimes reported to law enforcement) for the program sites and the control sites. UCR data are presented for the years 2000 through 2006. At the time sites were identified, early in Year 1 implementation, 2006 was the most recent UCR data available. Crime data for 2007 and 2008 are presented in a subsequent

section of this report (Tables 27 and 28 in Chapter VIII Outcomes: Crime Reduction).

Initial selections were made in 2007, near the onset of the YVPP implementation. A six month progress report was presented to the Palm Beach Board of County Commissioners (BCC) in Year 1. In that presentation, the matched control site for Boynton Beach was Lantana. Between June and August, 2007, the evaluation team became aware of prevention and intervention efforts occurring in other cities in Palm Beach County. Specifically, there were notable prevention and intervention efforts being implemented in one of the selected control sites. Lantana had services in place or was implementing services that were similar to the YVPP initiative and made it a less suitable control site for comparison. For example, some of the programs underway or being implemented in Lantana include:

- Participation in the **Violent Crimes Task Force (VCTF)** (one full-time detective)
- **Home Visit program** targeting the reduction of truancy and providing resources to parents to prevent delinquent behavior
- **Police Department Junior Police Academy** providing services targeting community youth to enhance leadership skills, self-esteem, social skills, and problem solving
- **Community Base Team**, a program that identifies youths who are likely to be involving in the juvenile justice system and provides intervention services to reduce delinquency
- **Juvenile Arrest and Monitoring** program that monitors high risk juvenile offenders in order to reduce recurring violence
- **Police Explorer** program which develops positive role models for community youths

Delray Beach had very similar demographic characteristics as Boynton Beach and, therefore, was proposed as a possible control site match. However, the CJC indicated it would not be an appropriate match due to program efforts underway in that location. During Year 1 of implementation (mid- to late-year), Royal Palm Beach was selected as the match for Boynton Beach. All control site matches were presented to and subsequently approved by the CJC. These sites were presented in the Year 1 presentations to the CJC and the BCC and were included in the Year 1 evaluation report.

There are population differences with some of the matches for program/control sites; however, the crime data (UCR) is examined using rates per 100,000 and the demographic data (Census) is examined using percentages—both of these measures take into consideration differences in scale. There are a limited number of cities in Palm Beach County of considerable size similar to West Palm

Beach and Boynton Beach. However, size was not considered to be a limiting factor in the matching process due to the standardization of scale with the use of rates and percentages. Variables that have been documented in empirical research to be correlated with crime (e.g., race, income, poverty, crime, education) were considered when selecting matches.

These matches are for comparison purposes when examining UCR data for the program and control sites. When comparing crime rates for the matched sites, it is not possible to infer definitive conclusions about the correlation or causation of the YVPP in relation to crime rate increases or decreases. There are a number of variables that are not and cannot be controlled for in an evaluation of this scope and scale. For instance, three of the YVPP program sites also have Weed and Seed initiatives; these programs have likely impacted the crime rates for these cities since their inception and may continue to do so. These sites are Belle Glade, Riviera Beach, and West Palm Beach. In addition to such federally funded programs as Weed and Seed, there are existing public and private agencies and organizations that provide services for parents, youths, and families.

A final caveat with regard to comparing the UCR data for program and control sites is the fact that the Palm Beach County Sheriff's Office (PBSO) has assumed control over several police department agencies in the last three or four years. Six of the eight agencies taken over by the PBSO are program or control sites for this project:

- Belle Glade (program site) July 12, 2006
- Lake Park (control site) October 1, 2001
- Lake Worth (program site) October 1, 2008
- Mangonia Park (control site) February 1, 2007
- Pahokee (control site) February 12, 2006
- Royal Palm (control site) October 1, 2006

Table 2 in this chapter presents seven years of crime data and Tables 27 and 28 in Chapter VIII present nine years of crime data for the program and control sites. When examining this historical or trend data, there are some sharp increases or decreases that appear from one year to the next. These fluctuations—both increases and decreases—may, in part or in full, be attributed to differences in data collection and reporting as a result of a shift in oversight.

Table 1. Program and Control Site Comparisons: 2000 Census Data (rate per 100,000)

| Site | City | Total Population | Percent Male | Median Age | Percent White | Percent Black | Percent Hispanic | Percent High School Graduates | Percent College Graduates | Percent in Labor Force (16+) | Per Capita Income (in 1999 Dollars) | Percent Renter Occupied Housing Units | Percent Families Below Poverty Level |
|-----------|-----------------|------------------|--------------|------------|---------------|---------------|------------------|-------------------------------|---------------------------|------------------------------|-------------------------------------|---------------------------------------|--------------------------------------|
| Program 1 | Boynton Beach | 60389 | 46.8 | 41.8 | 70.4 | 22.9 | 9.2 | 80.5 | 20.7 | 56.6 | 22573 | 27.2 | 7.4 |
| Control 1 | Royal Palm | 21523 | 47.7 | 37.0 | 78.2 | 14.2 | 11.8 | 87.6 | 24.0 | 70.8 | 21875 | 11.0 | 3.7 |
| Program 2 | Lake Worth | 35133 | 52.1 | 35.2 | 65.1 | 18.9 | 29.7 | 66.5 | 16.4 | 62.6 | 15517 | 47.6 | 15.8 |
| Control 2 | Greenacres | 27569 | 46.8 | 39.6 | 83.2 | 6.5 | 21.2 | 79.8 | 17.4 | 55.0 | 19298 | 29.1 | 5.0 |
| Program 3 | Riviera Beach | 29884 | 47.7 | 35.6 | 27.8 | 67.8 | 4.5 | 72.6 | 17.7 | 57.1 | 19847 | 40.8 | 19.0 |
| Control 3 | Mangonia Park | 1283 | 46.9 | 31.5 | 14.6 | 76.7 | 9.1 | 71.6 | 8.6 | 69.5 | 14864 | 49.2 | 16.7 |
| Program 4 | West Palm Beach | 82103 | 49.3 | 36.7 | 58.1 | 32.2 | 18.2 | 75.5 | 26.9 | 60.5 | 23188 | 48.0 | 14.5 |
| Control 4 | Lake Park | 8721 | 49.1 | 34.2 | 41.3 | 48.8 | 5.8 | 73.7 | 15.4 | 63.2 | 18212 | 53.6 | 12.5 |
| Program 5 | Belle Glade | 14906 | 50.9 | 29.9 | 30.3 | 50.7 | 27.6 | 46.5 | 9.9 | 55.7 | 11159 | 58.9 | 28.5 |
| Control 5 | Pahokee | 5985 | 51.0 | 26.1 | 25.2 | 56.1 | 29.5 | 46.1 | 6.4 | 56.3 | 10346 | 42.2 | 29.4 |

Table 2. Program and Control Site Comparisons: UCR Crimes Reported to Law Enforcement (rate per 100,000)

| Site | City | Year | TOTAL CRIME | | VIOLENT CRIME | | PROPERTY CRIME | |
|------------------|---------------|----------------|--------------------------|---------------------------|----------------------------|-----------------------------------|-----------------------------|------------------------------------|
| | | | Total Crime Rate/100,000 | Crime Rate Yearly %Change | Violent Crime Rate/100,000 | Violent Crime Rate Yearly %Change | Property Crime Rate/100,000 | Property Crime Rate Yearly %Change |
| Program 1 | Boynton Beach | 2000 | 8264.8 | | 829.6 | | 7435.1 | |
| | Boynton Beach | 2001 | 8203.4 | -0.7% | 912.4 | 10.0% | 7291.0 | -1.9% |
| | Boynton Beach | 2002 | 8396.6 | 2.4% | 948.3 | 3.9% | 7448.2 | 2.2% |
| | Boynton Beach | 2003 | 8606.2 | 2.5% | 1049.6 | 10.7% | 7556.5 | 1.5% |
| | Boynton Beach | 2004 | 7690.8 | -10.6% | 1042.8 | -0.7% | 6648.0 | -12.0% |
| | Boynton Beach | 2005 | 5952.7 | -22.6% | 757.6 | -27.3% | 5195.0 | -21.9% |
| | Boynton Beach | 2006 | 6071.2 | 2.0% | 984.0 | 29.9% | 3770.6 | -27.4% |
| | | Average | | 7597.9 | -4.5% | 932.1 | 4.4% | 6477.8 |
| Control 1 | Royal Palm | 2000 | n/a | | n/a | | | |
| | Royal Palm | 2001 | 5628.3 | | 498.4 | | 5129.9 | |
| | Royal Palm | 2002 | 5688.0 | 1.1% | 382.1 | -23.3% | 5305.9 | 3.4% |
| | Royal Palm | 2003 | 6765.4 | 18.9% | 485.1 | 26.9% | 6280.3 | 18.4% |
| | Royal Palm | 2004 | 5358.7 | -20.8% | 311.0 | -35.9% | 5047.7 | -19.6% |
| | Royal Palm | 2005 | 4241.9 | -20.8% | 288.2 | -7.3% | 3953.8 | -21.7% |
| | Royal Palm | 2006 | 3082.3 | -27.3% | 286.8 | -0.5% | 2795.5 | -29.3% |
| | | Average | | 5127.4 | -9.8% | 375.3 | -8.0% | 4752.2 |

Table 2. Program and Control Site Comparisons: UCR Crimes Reported to Law Enforcement (rate per 100,000) continued

| Site | City | Year | TOTAL CRIME | | VIOLENT CRIME | | PROPERTY CRIME | |
|------------------|----------------|------|--------------------------|---------------------------|----------------------------|-----------------------------------|-----------------------------|------------------------------------|
| | | | Total Crime Rate/100,000 | Crime Rate Yearly %Change | Violent Crime Rate/100,000 | Violent Crime Rate Yearly %Change | Property Crime Rate/100,000 | Property Crime Rate Yearly %Change |
| Program 2 | Lake Worth | 2000 | 8604.4 | | 1130.0 | | 7474.5 | |
| | Lake Worth | 2001 | 8879.0 | 3.2% | 1144.5 | 1.3% | 7734.5 | 3.5% |
| | Lake Worth | 2002 | 9701.9 | 9.3% | 1385.6 | 21.1% | 8316.3 | 7.5% |
| | Lake Worth | 2003 | 9575.6 | -1.3% | 1413.6 | 2.0% | 8162.1 | -1.9% |
| | Lake Worth | 2004 | 9695.3 | 1.2% | 1425.2 | 0.8% | 8270.1 | 1.3% |
| | Lake Worth | 2005 | 10052.7 | 3.7% | 1498.3 | 5.1% | 8554.4 | 3.4% |
| | Lake Worth | 2006 | 9667.1 | -3.8% | 1823.6 | 21.7% | 7843.6 | -8.3% |
| | Average | | 9453.7 | 2.0% | 1403.0 | 8.7% | 8050.8 | 0.9% |
| Control 2 | Greenacres | 2000 | 5698.4 | | 493.3 | | 5205.1 | |
| | Greenacres | 2001 | 5861.6 | 2.9% | 446.2 | -9.5% | 5415.3 | 4.0% |
| | Greenacres | 2002 | 6069.7 | 3.6% | 633.5 | 42.0% | 5436.2 | 0.4% |
| | Greenacres | 2003 | 5896.3 | -2.9% | 779.7 | 23.1% | 5116.6 | -5.9% |
| | Greenacres | 2004 | 5214.0 | -11.6% | 920.3 | 18.0% | 4293.7 | -16.1% |
| | Greenacres | 2005 | 4451.6 | -14.6% | 818.7 | -11.0% | 3632.9 | -15.4% |
| | Greenacres | 2006 | 4928.5 | 10.7% | 1046.2 | 27.8% | 3882.3 | 6.9% |
| | Average | | 5445.7 | -2.0% | 734.0 | 15.0% | 4711.7 | -4.3% |

Table 2. Program and Control Site Comparisons: UCR Crimes Reported to Law Enforcement (rate per 100,000) continued

| Site | City | Year | TOTAL CRIME | | VIOLENT CRIME | | PROPERTY CRIME | |
|------------------|----------------|------|--------------------------|---------------------------|----------------------------|-----------------------------------|-----------------------------|------------------------------------|
| | | | Total Crime Rate/100,000 | Crime Rate Yearly %Change | Violent Crime Rate/100,000 | Violent Crime Rate Yearly %Change | Property Crime Rate/100,000 | Property Crime Rate Yearly %Change |
| Program 3 | Riviera Beach | 2000 | 16095.6 | | 1944.2 | | 14151.4 | |
| | Riviera Beach | 2001 | 10947.5 | -32.0% | 1841.7 | -5.3% | 9105.8 | -35.7% |
| | Riviera Beach | 2002 | 14309.7 | 30.7% | 1748.0 | -5.1% | 12561.7 | 38.0% |
| | Riviera Beach | 2003 | 12766.2 | -10.8% | 2037.0 | 16.5% | 10729.3 | -14.6% |
| | Riviera Beach | 2004 | 9575.9 | -25.0% | 1667.9 | -18.1% | 7908.0 | -26.3% |
| | Riviera Beach | 2005 | 10692.9 | 11.7% | 1969.0 | 18.1% | 8723.9 | 10.3% |
| | Riviera Beach | 2006 | 12128.8 | 13.4% | 2702.9 | 37.3% | 9425.9 | 8.0% |
| | Average | | 12359.5 | -2.0% | 1987.2 | 7.2% | 10372.3 | -3.4% |
| Control 3 | Mangonia Park | 2000 | 45440.4 | | 5533.9 | | 39906.5 | |
| | Mangonia Park | 2001 | 44083.7 | -3.0% | 6493.5 | 17.3% | 37590.2 | -5.8% |
| | Mangonia Park | 2002 | 22671.8 | -48.6% | 3015.3 | -53.6% | 19656.5 | -47.7% |
| | Mangonia Park | 2003 | 25149.7 | 10.9% | 5389.2 | 78.7% | 19760.5 | 0.5% |
| | Mangonia Park | 2004 | 20047.6 | -20.3% | 4049.2 | -24.9% | 15998.4 | -19.0% |
| | Mangonia Park | 2005 | 18480.4 | -7.8% | 4194.7 | 3.6% | 14285.7 | -10.7% |
| | Mangonia Park | 2006 | 18274.9 | -1.1% | 3820.4 | -8.9% | 14454.5 | 1.2% |
| | Average | | 27735.5 | -11.6% | 4642.3 | 2.1% | 23093.2 | -13.6% |

Table 2. Program and Control Site Comparisons: UCR Crimes Reported to Law Enforcement (rate per 100,000) continued

| Site | City | Year | TOTAL CRIME | | VIOLENT CRIME | | PROPERTY CRIME | |
|------------------|-----------------|------|--------------------------|---------------------------|----------------------------|-----------------------------------|-----------------------------|------------------------------------|
| | | | Total Crime Rate/100,000 | Crime Rate Yearly %Change | Violent Crime Rate/100,000 | Violent Crime Rate Yearly %Change | Property Crime Rate/100,000 | Property Crime Rate Yearly %Change |
| Program 4 | West Palm Beach | 2000 | 13880.1 | | 1473.8 | | 12406.4 | |
| | West Palm Beach | 2001 | 11608.3 | -16.4% | 1331.0 | -9.7% | 10277.2 | -17.2% |
| | West Palm Beach | 2002 | 12301.3 | 6.0% | 1380.6 | 3.7% | 10920.7 | 6.3% |
| | West Palm Beach | 2003 | 10889.4 | -11.5% | 1279.7 | -7.3% | 9609.7 | -12.0% |
| | West Palm Beach | 2004 | 9586.7 | -12.0% | 1262.9 | -1.3% | 8323.8 | -13.4% |
| | West Palm Beach | 2005 | 8310.7 | -13.3% | 1207.6 | -4.4% | 7103.1 | -14.7% |
| | West Palm Beach | 2006 | 7904.0 | -4.9% | 1090.9 | -9.7% | 6813.0 | -4.1% |
| | | | | | | | | |
| | Average | | 10640.1 | -8.7% | 1289.5 | -4.8% | 9350.6 | -9.2% |
| | | | | | | | | |
| Control 4 | Lake Park | 2000 | 8898.1 | | 493.1 | | 8405.0 | |
| | Lake Park | 2001 | 8247.3 | -7.3% | 791.5 | 60.5% | 7455.8 | -11.3% |
| | Lake Park | 2002 | 9891.0 | 19.9% | 1067.1 | 34.8% | 8823.9 | 18.3% |
| | Lake Park | 2003 | 11167.0 | 12.9% | 1234.4 | 15.7% | 9932.6 | 12.6% |
| | Lake Park | 2004 | 9269.6 | -17.0% | 966.5 | -21.7% | 8303.1 | -16.4% |
| | Lake Park | 2005 | 10293.0 | 11.0% | 1108.3 | 14.7% | 9184.7 | 10.6% |
| | Lake Park | 2006 | 8087.3 | -21.4% | 888.8 | -19.8% | 7198.5 | -21.6% |
| | | | | | | | | |
| | Average | | 9407.6 | -0.3% | 935.7 | 14.0% | 8471.9 | -1.3% |

Table 2. Program and Control Site Comparisons: UCR Crimes Reported to Law Enforcement (rate per 100,000) continued

| Site | City | Year | TOTAL CRIME | | VIOLENT CRIME | | PROPERTY CRIME | |
|------------------|----------------|------|--------------------------|---------------------------|----------------------------|-----------------------------------|-----------------------------|------------------------------------|
| | | | Total Crime Rate/100,000 | Crime Rate Yearly %Change | Violent Crime Rate/100,000 | Violent Crime Rate Yearly %Change | Property Crime Rate/100,000 | Property Crime Rate Yearly %Change |
| Program 5 | Belle Glade | 2000 | 12129.3 | | 2301.1 | | 9828.3 | |
| | Belle Glade | 2001 | 8579.1 | -29.3% | 2243.9 | -2.5% | 6335.2 | -35.5% |
| | Belle Glade | 2002 | 13188.5 | 53.7% | 3409.8 | 52.0% | 9778.7 | 54.4% |
| | Belle Glade | 2003 | 13495.0 | 2.3% | 3096.7 | -9.2% | 10398.3 | 6.3% |
| | Belle Glade | 2004 | 11199.5 | -17.0% | 2601.0 | -16.0% | 8598.6 | -17.3% |
| | Belle Glade | 2005 | 11651.3 | 4.0% | 2487.7 | -4.4% | 9163.7 | 6.6% |
| | Belle Glade | 2006 | 5907.4 | -49.3% | 1207.5 | -51.5% | 4699.9 | -48.7% |
| | Average | | 10878.6 | -5.9% | 2478.2 | -5.3% | 8400.4 | -5.7% |
| Control 5 | Pahokee | 2000 | 5664.2 | | 1119.5 | | 4544.7 | |
| | Pahokee | 2001 | 3965.5 | -30.0% | 763.2 | -31.8% | 3202.3 | -29.5% |
| | Pahokee | 2002 | 6071.1 | 53.1% | 1234.0 | 61.7% | 4837.1 | 51.1% |
| | Pahokee | 2003 | 6362.4 | 4.8% | 1586.5 | 28.6% | 4775.9 | -1.3% |
| | Pahokee | 2004 | 6762.8 | 6.3% | 1378.2 | -13.1% | 5384.6 | 12.7% |
| | Pahokee | 2005 | 4874.9 | -27.9% | 748.8 | -45.7% | 4126.2 | -23.4% |
| | Pahokee | 2006 | 7602.4 | 55.9% | 2196.6 | 193.4% | 5405.8 | 31.0% |
| | Average | | 5900.5 | 10.4% | 1289.5 | 32.2% | 4610.9 | 6.8% |

CHAPTER II

Program Components

Each of the five sites agreed to implement the four components of the YVPP: prevention, law enforcement, courts, and corrections.

1. **Crime Prevention:** The prevention strategies were to be implemented through the establishment of **Youth Empowerment Centers (YEC)** in each targeted area to provide activities and services to youths ages 13-18 who are not involved in the justice system. Services should include such programs and activities as tutoring/mentoring, job training for in-school and out-of-school youths; information on resources, gang prevention outreach, parenting classes, employment services, Safe Schools programs, and transportation. Each YEC was to establish a youth council composed of youths who are active in the center or selected by community leaders.
2. **Law Enforcement:** The law enforcement strategies include:
 - a. Training for all law enforcement agencies on the collection of evidence by standardization of evidence collection policies, procedures and training
 - b. Utilization of the newer technology “license plate recognition cameras” in each of the targeted areas
 - c. Community oriented policing in each targeted area (officer placed in area)
 - d. Ad campaigns utilizing bus shelters and billboards to assist in cold case investigations, provide crime prevention tips, and to make people aware of the penalties for gun crimes
 - e. Gun safety programs, including working with gun dealers to better secure the firearms
 - f. Multi-agency task forces
 - i. Violent Crimes Task Force
 - ii. Joint operations with the Bureau of Alcohol, Tobacco, and Firearms (ATF)
3. **Courts:** The strategies for the Courts component were designed to divert youths from the juvenile justice system and to provide the judiciary with additional sanctions for those in

the system, and included:

- a. Extending the Youth Court within each targeted area
 - b. Implement a specialized program for violent juvenile offenders (Aggression Replacement Therapy (ART)) to provide an alternative treatment program to stem the violence at an earlier age
 - c. Initiating judicial training on methods to increase parental involvement in the judicial process and reduce the likelihood of recidivism
 - d. Funding for a specialized prosecutor to handle violent firearm crimes with defendants age 29 years or younger and to work with law enforcement on the prosecution of gun crimes
4. **Corrections:** The corrections component was to be implemented by establishing a **Justice Service Center (JSC)** in each targeted area that would provide re-entry and employment assistance to juvenile and young adult offenders up to age 29 who are on probation or re-entering the community from correctional setting. On-site and referral services include employment training and placement, substance abuse and mental health referrals, legal assistance, life skills, probation sanction assistance, assistance with obtaining a driver's license, bank account, and birth certificate, and other re-entry services.

Each targeted area was to establish an advisory board of residents and implement a memorandum of understanding to ensure the participation of the local government, human service agencies, foundations and other funding sources. The CJC maintained oversight until all sites had been established. The CJC provided direction to each city's governing body regarding the desired implementation for the four components.

The CJC suggested the following programming for the prevention component, the YECs:

- **Safe, accessible facility/center (for youths)**
 - Provide educational and recreational programming
 - Maintain a clean, safe, and secure environment
 - Work with the youth council to identify new educational recreational programs, activities and special events

- **Youth advisory councils**
 - Establish a youth council in each target area to meet regularly for the purpose of recommending programs and policies to govern the YEC
- **Career Academy**
 - Designated career academies to provide opportunities for in-school and out-of-school youths without regard to grade point average
- **Pilot Career Academy**
 - Develop a pilot career academy through a charter school to be located within the targeted area and based on the career choices identified by the youth council and/or citizen advisory board
- **After-school activities**
 - Provide a variety of recreational programs which may include martial arts, yoga, surfing, swimming, tennis, hip hop dance, and organized sports
- **Tutoring**
 - Provide before school and after-school tutoring, including FCAT skill building
- **Mentoring**
 - Provide mentors to support and serve as positive role models for youths
- **Job training and employment services**
 - Workforce Alliance is funding a program for approximately 100 at-risk youths to prepare them for careers and jobs that are in demand in Palm Beach County. The program will supplement existing programs at the high schools of the county and provide additional resources. Junior Achievement of the Palm Beaches will manage the program with the objective of motivating selected at-risk youths to graduate, providing them additional workplace skills and then assist them with job placement. Workforce Alliance has contracted with three agencies to carry out academic and job-training services for at-risk and disadvantaged youths in Palm Beach County on a year-round basis. Priority will be given to proposals that serve the youths in the five areas of the county that identified through the research sponsored by the Youth Violence Prevention Committee. Alliance expects to offer selected programs to approximately 500 youths (in-school and out-of-school).

- **Resource information**
 - Provide information on existing community resources for youths including school programs, job training, employment opportunities, and other services available
- **Community outreach**
 - Designate a staff person to intervene and engage youths in the YECs and surrounding area
- **Transportation**
 - Provide transportation for youths who attend programs and participate in YEC services
- **Life skills**
 - Provide services to address a variety of pertinent life skills including violence prevention, gang awareness and prevention, teen parenting, computer readiness, and other skills
- **Cultural diversity training**
 - Raise level of awareness regarding diversity issues

The CJC suggested the following goals for the law enforcement component:

- **Evidence collection training**
 - Develop and administer evidence collection training program including a memorandum of understanding for standardized collection protocols
- **Community-oriented police officer**
 - Locate an officer in each target area to develop relationships within the neighborhood and help citizens feel safer and become more involved in reducing crime in the area
- **License plate recognition cameras**
 - To be placed in areas where stolen vehicles are most likely to be driven
- **Gun safety plan and program**
 - To support gun dealers/suppliers partnering with law enforcement to better secure firearms
 - To assist law enforcement track individuals who have a potential for violence and who purchase firearms from these dealers and suppliers

- Gun safety efforts should include working hand-in-hand with dealers on items that may help in the theft of guns. This would be any items of low cost or impact on the dealers. An example is concrete barriers to stop smash and grabs.
- Gun safety efforts should help identify subjects who may be gang affiliated or persons involved in criminal activities that purchase weapons. This would include working together at gun shows or simply as tracking over-the-counter sales.
- Gun safety efforts should reduce the number of youths gaining access to firearms and reduce the number of violent offenders obtaining firearms.

The CJC *suggested* the following goals for the courts component:

- **Youth Court**
- **Aggression Replacement Therapy (ART)**
 - To be established as a specialized program for violent juvenile offenders
 - To provide an alternative treatment program to stem violence at an earlier age
- **Initiate judicial training**
 - To increase parental involvement in the judicial process and reduce the likelihood of recidivism
- **Fund new prosecutor**
 - To handle violent firearm crimes with defendants up to 29 years of age
 - To work with law enforcement on the prosecution of gang-related and violence-related crimes

The CJC *suggested* the following goals for the corrections component, the JSC:

- Develop the **JSC** concept in targeted neighborhoods in order to provide assistance to residents, juvenile offenders, and adult offenders. The JSC should provide services to assist residents and both juvenile and adult offenders either onsite or through referrals. These services would include employment, substance abuse, mental health, legal assistance, re-entry assistance, life skills, community outreach, and probation sanction

assistance. Cities should be responsible for the JSC facilities.

- The JSC should provide assistance to those seeking **mental health services** by partnering with mental health providers. Residents, juvenile offenders, and adult offenders should be able to access services through referrals.
- The JSC should provide **substance abuse counseling** either onsite or through referrals.
- Provide **judges** with the options of having youths complete their sanctions in the neighborhood and repay the community for their law violations (restorative justice).
- The JSC should provide assistance to those seeking **employment services**. By partnering with the Workforce Alliance and other agencies, the JSC should offer an array of referrals to partnering agencies that can provide clients assistance in obtaining employment, gaining self-sufficiency, gaining work skills to obtain employment, and upgrading skills to maintain employment.

Program Funding

Table 3: YVPP Funding Levels

| | County | County | County | City | City | City | |
|----------------------|------------------|------------------|------------------|------------------|------------------|------------------|---------------------|
| | FY 07 | FY 08 | FY 09 | FY 07 | FY 08 | FY 09 | TOTAL |
| Belle Glade | 0 | 300,000 | 300,000 | 0 | 78,235 | 78,235 | 756,470 |
| Boynton Beach | 300,000 | 300,000 | 285,000 | 500,000 | 500,000 | 380,000 | 2,265,000 |
| Lake Worth | 168,677 | 343,882 | 277,170 | 0 | 122,500 | 122,500 | 1,034,729 |
| Riviera Beach | 656,638 | 456,118 | 433,312 | 500,000 | 175,000 | 105,600 | 2,326,668 |
| W. Palm Beach | 661,125 | 400,000 | 380,000 | 804,286 | 699,304 | 561,193 | 3,505,908 |
| Countywide | 320,000 | 555,500 | 310,000 | | | | 1,185,500 |
| Total | 2,106,440 | 2,355,500 | 1,985,482 | 1,804,286 | 1,575,039 | 1,247,528 | \$11,074,275 |

- Riviera Beach's funds are split between the JSC and the YEC (Corrections and Prevention).

The **countywide funding** includes the following:

- **Evaluation:** \$300,000 for three-year evaluation
- **COMBAT Unit/Office of the State Attorney:** \$120,000 per year (funds two prosecutors under the courts component) (\$360,000 total)
- **LEWG:** \$100,000 for 2007, \$335,500 for 2008, \$90,000 for 2009 (\$525,500 total)

CHAPTER III

Evaluation Methodology

The evaluation methodology included the collection and analysis of individual-level, program-level, city-level, and county-level data. Data collection instruments were developed, pilot tested, and refined during Year 1 of the implementation. Members of the evaluation team observed activities at the four operational YECs and the JSC. Data collection and reporting trainings were conducted and ongoing support was provided during Years 1 and 2. Timely and accurate data collection was a significant challenge during the initial year of implementation and evaluation. Data collection improved considerably during Year 2 but remains a challenge particularly in the reporting of program outcomes and data management infrastructure. Evaluation team members also observed meetings of the Law Enforcement Work Group (LEWG) (law enforcement and courts component). The majority of the data presented in this report was collected through monthly reporting from:

- Four YECs
- One JSC
- VCTF (submitted by the Sheriff's Office)
- The Office of the State Attorney (OSA)
- The Office of Statewide Prosecution (OSP)
- COMBAT Unit (part of the OSA/court, case data was submitted at the end of the year rather than monthly)
- LEWG
- Boynton Beach law enforcement
- Riviera Beach law enforcement
- West Palm Beach law enforcement

Data Sources

Prevention:

- Program-level data: monthly reports (youths served, hours of services, programs offered for four types of programs: education, employment, life skills, and recreation)
- Individual-level data: youths' demographics, youths' empowerment pre- and post-

assessments of self-determination, staff surveys, program outcome measures

Corrections:

- Program-level data: monthly reports (clients served, programs offered)
- Individual-level data: client demographics, staff surveys, program outcome measures

Courts (countywide):

- Youth violence cases (prosecution tracking)
- Gang-related cases (prosecution tracking)
- FDLE's law enforcement survey (pre/post by the OSA) (2006, 2007, 2008)

Law Enforcement (countywide, city, and individual):

- Monthly reports by agencies (detailing activities and tasks)
- NIJ Gang Threat Assessment Survey (pre/post by Violent Crimes Task Force (VCTF))
- Violent Crimes Task Force case data (2007, 2008)
- Law Enforcement Work Group (LEWG) protocol and initiatives documentation

- Uniform Crime Report (UCR) data (crimes reported to law enforcement)
 - County-level and city-level
- Computerized Criminal History (from FDLE) (individual arrest histories for participants in the prevention and corrections components)

- U.S. Census Bureau

One of the individual-level measures delineated above (under prevention) is collected from the youths who participate as governing members in the YECs' youth councils. A questionnaire is administered to measure individuals' levels of self-determination, a critical component of autonomous self-regulated behavior. The *ARC's Self-Determination Scale* (Wehmeyer & Kelchner, 1995) is a student self-report measure designed for use by adolescents. Self-determination is defined as autonomous, self-regulated behavior. Wehmeyer (1995) identified the following component elements that are imperative for the development of self-

determined behavior:

- Choice making and decision making
- Problem solving
- Goal setting and attainment
- Internal locus of control
- Self-observation, evaluation, and reinforcement
- Positive attributions of efficacy and outcome expectancy
- Self-awareness and self-knowledge

The test was designed to be a tool to assist students to become more self-determined by enabling them to evaluate their beliefs about themselves and their self-determination; work collaboratively with educators and others to identify individual areas of strength and limitations related to self-determination goals and objectives; and to self-assess progress in self-determination over time. Four subdomains are included in the measure: autonomy, self-regulation, psychological empowerment, and self-realization. A pretest was administered during each youth council's initial month of activity and during each new youth's initial month of participation. Post-tests were administered between ten and twelve months later during Years 1 and 2.

CHAPTER IV

Findings: Prevention

The evaluation findings are presented in the subsequent three chapters. This chapter presents each site's progress toward meeting the prevention goals and objectives, and presents the type and level of prevention services provided. Chapter V presents the findings relating to law enforcement and courts, and Chapter VI presents the findings relating to corrections. For each site, under the subheading *Services Provided*, a list of the programs that were offered during Year 2 is provided. The tables in *Appendix A* provide descriptions of programs for each YEC site when detailed information was made available. However, there are several programs for which the provider or the YEC did not provide a detailed description. The table in *Appendix A* also indicates if the program *offered* (not necessarily administered or reported) a pre/post assessment for participating youths.

In summary, this chapter progresses by site (Belle Glade, Boynton Beach, Lake Worth, Riviera Beach, and West Palm Beach) to present the following:

- Goals and objectives
- Services provided

Overall Prevention Goals

Each of the five target sites (cities) was to establish a YEC. The overall goals and objectives outlined for the Prevention Component focus on the target population to be served, target location, and target programming. However, programming is anticipated to change over time relative to the youths' needs, and the development of programs and activities will be guided by the youth councils at each YEC. The youth councils function to assist in the "governance" of the YEC.

The overall goals of the Prevention Component (YECs) include:

- **Goal One:**

Develop the leadership skills of and empower community youths.

- **Goal Two:**

Provide a "safe haven" for youths in "at risk" neighborhoods.

- **Goal Three:**

Focus on the prevention of youth gang involvement and participation in violent crime.

Status: Boynton Beach, Lake Worth, Riviera Beach, and West Palm Beach achieved the overall goals for the Prevention Component. Belle Glade did not implement the Prevention Component during Years 1 or 2.

Belle Glade

Belle Glade did not implement the prevention component of the YVPP during years 1 or 2.

Boynton Beach

Prevention: Goals and Objectives

Goal 1: To develop programming to prevent and reduce violent crimes among youths in Boynton Beach

Year 1: Goal *not met* (to be met through the development of strategies related to YEC development and programming in Year 2)

Year 2: Goal *partially met* ✓

Programming has been developed and implemented that focuses on violence prevention for youths. However, empirical data have not been consistently reported by the program to determine if the number of youths on probation has been reduced. Program staff have initiated individual contacts with the schools, probation offices, families, and students, and believe that the number of YEC-involved youths committing multiple crimes have decreased in the area and the number of probation violations (based on new charges) for YEC-involved youths has declined (source of information is the YEC).

- **Objective 1: Develop a comprehensive, community-based strategy to prevent and reduce youth involvement in violent crimes, gangs, and drug-related crimes.**

Year 1: Objective *met* ✓

Year 2: Objective met ✓

Boynton Beach's YEC strategy is based on open communication between YEC staff, Sims Center staff, area schools, police, community leaders, juvenile probation officers, parents, local community members, and the CJC. The YEC has an open door policy that allows on-site evaluation of programs, attendees, service providers, and staff. The YEC continues to meet with their Executive Board, comprised of community agency leaders, to examine the strategies employed by the program. Activities and policies are presented by the youth council for approval by the Executive Board.

- **Objective 2: Replicate two model programs (specific model programs not specified in plan) that target identified risk factors and the development of protective factors to build individual, family, community, and environmental resilience.**

Year 1: Objective not met

Year 2: Objective partially met ✓

Programs have been developed (noted below) that target the development of individual protective factors for at-risk youths. However, family and community programming has not been developed.

1. *Lamplighters* is a male mentoring programming that meets weekly. This program has 10 adult males who mentor 10 youthful males with one on one attention.
2. *Girls and Her Pearls* program meets for a 6-week-duration and emphasizes the importance of self-esteem, behavior, and accountability for decisions and actions. This program includes a graduation at the end of the sixth week in which families are invited.
3. *Art of Filmmaking* is a program that provides assistance in learning all aspects of filmmaking from writing to directing to publication. A new component of the program has been added—the beat making component allows students to write and record music.
4. *Boy Scouts/Flag Football* which utilized the Take a Knee for Character program.
5. *Computer Concepts*
6. *Hooked on Fishing* incorporates a nationally-recognized curriculum administered through the activity of fishing.

7. *Dance, Cheerleading, and Girl Scouts*

Goal 2: To coordinate government and private sector initiatives, law enforcement efforts, and human services; and concentrate those resources in the target area (YEC)

Year 1: Goal initiated

Year 2: Goal met ✓

- **Objective 1: Convene a youth service provider summit to include a minimum of 20 representatives of government and community organizations that provide youth services and assist in coordinating services across disciplines.**

Year 1: Objective *not met*

Year 2: Objective *met and ongoing* ✓

Two youth summits were convened: in February 2008 and December 2008. The summits included more than 50 attendees, service providers, parents, local leaders, youths, and community members. The main focus was a discussion of the center and the programs offered.

- **Objective 2: Leverage local resources to revitalize the target neighborhood through the procurement of 25 memoranda of agreement for the YEC.**

Year 1: Objective *not met*

Year 2: Objective *partially met* ✓

Memoranda of agreement have not been developed and signed; however, program staff has been working with agencies to identify and promote youths for specific employment opportunities, and to obtain community support for programming. Some of the agencies include:

Buds Chicken and Seafood

Red Lobster

Checkers

Rotary Club

McDonalds

Publix

Winn Dixie
Arts in Public Places
Green Market Boynton
Boynton Beach High School
Sgt. Cannon permanently assigned to the YEC

Note: The program does have memoranda of agreement signed by other departments (with the city) but the program does not believe that those agreements have a direct effect on their participation with the YEC. The program believes that businesses named above offer positive collaboration despite the lack of agreements. Businesses/departments with such agreements have limited participation.

Goal 3: To mobilize Boynton Beach residents to assist law enforcement in identifying violent offenders and drug offenders in the area in which the YEC is located. Further, goal three involves assisting service providers in identifying and responding to social service needs of target youths and families.

Year 1: Goal not met

Year 2: Goal partially met ✓

Activities implemented toward meeting this goal included purchasing a license plate recognition system, placement of detail officers at Sims Center, and the placement of a full time officer to work with YVPP at the Sims Center. However, in Year 2, no specific gang member identification plan or related intervention programming was formally proposed or implemented.

- **Objective 1: Host a strategic planning session with Boynton Beach's YVPP steering committee to develop a comprehensive plan.**

Year 1: Objective met ✓

Year 2: Objective met ✓

The steering committee and Executive Board have been combined. The youth council was effective in directing the needs of their center; therefore, it was deemed unnecessary to have the youth council present to the steering committee in order for the

steering committee to present to the Executive Board. These bodies were consolidated.

- **Objective 2: Empower youths and community residents in the YEC area through involvement in decision making and host a minimum of six community events through the YEC.**

Year 1: Objective not met

Year 2: Objective met ✓

1. Gang summits with local leaders and community members were convened twice in 2008
2. Toys for Tots
3. Kwanza at the Green Market
4. Heritage festival
5. Intergenerational gathering
6. Food for families
7. Packing Thanksgiving baskets with St. John's church
8. Service providers summit
9. Trash in the Can public service announcement

- **Objective 3: Establish a youth council to provide guidance and direction for YEC programs, policies, and services.**

Year 1: Objective met ✓

Year 2: Objective met ✓

The youth council meets twice a month and is active in reviewing providers who offer programs and services at the YEC. The youth council also makes decisions regarding the type of programming that will meet the needs of the youths.

Prevention: Services Provided

Education Programs

Building a computer/computer concepts
Tutoring

Employment Programs

RM Lee employment skills

Life Skills Programs

Art of Filmmaking
Girls and her Pearls
Hooked on Fishing
Male responsibility
Pregnancy prevention
Lamplighters/Questers male mentoring (RM Lee Community Development)
RM Lee REV program (Reduce Ethnic Violence)
Sista to Sista/Girl Scouts
Teen rap/dropout prevention

Recreation Programs

Basketball
Cheerleading
Flag football/football with the Boy Scouts
MADDADS dance
RM Lee dance
Step team
Ultimate dance
Weight training/lifting with Boy Scouts

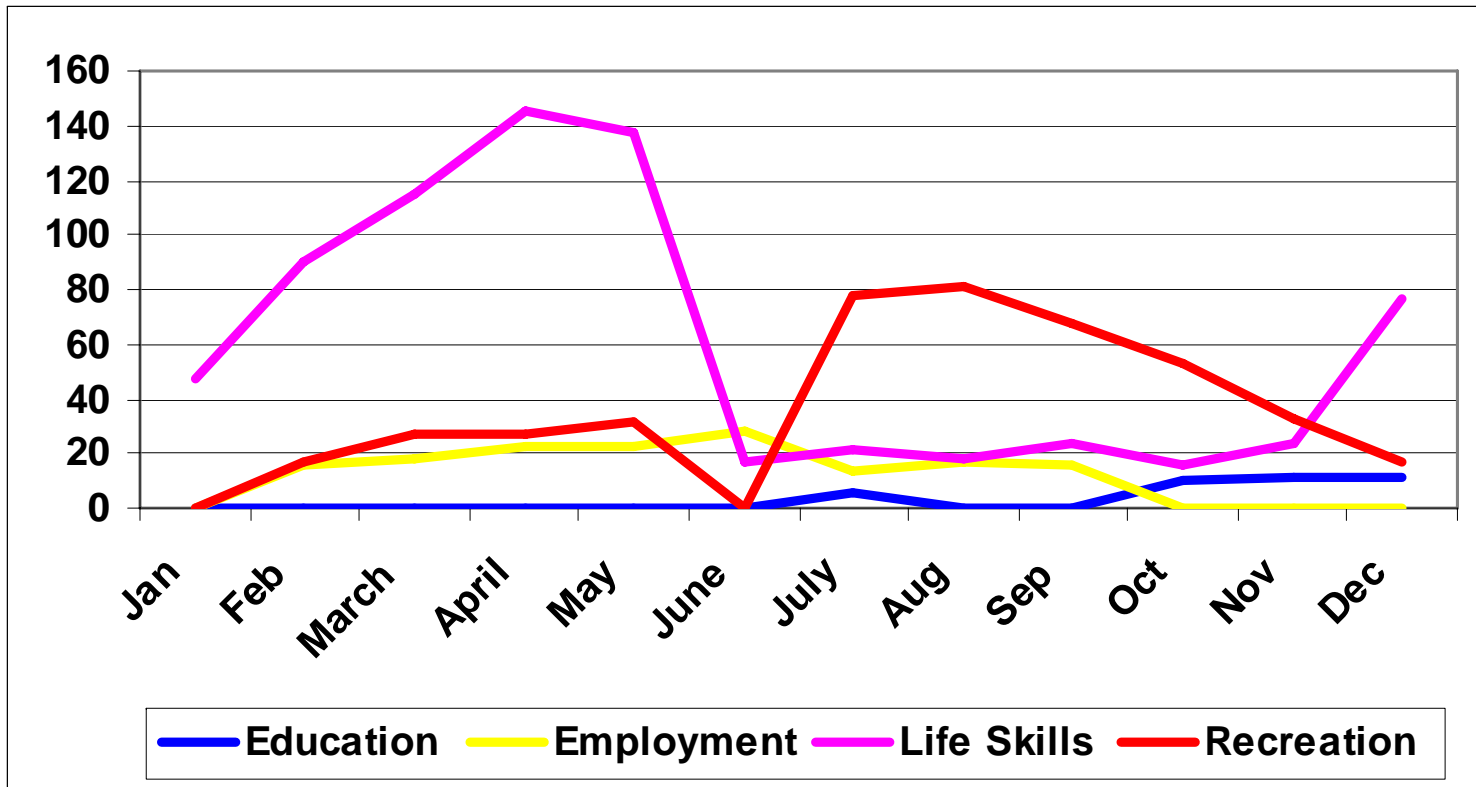
| Table 4. 2008 Boynton Beach: Number of Youths Served, Hours of Programming, and Number of Programs | | | | | | | | | | | | |
|---|-----------|-----------|------------|------------|------------|-----------|-----------|-----------|-----------|-----------|-----------|-----------|
| | Jan | Feb | March | April | May | June | July | Aug | Sep | Oct | Nov | Dec |
| Education | 0 | 0 | 0 | 0 | 0 | 0 | 6 | 0 | 0 | 10 | 11 | 11 |
| Tutoring/Homework Help | | | | | | | | | | | | 2 |
| # hours | | | | | | | | | | | | 8 |
| Build a Computer/Computer Concepts | | | | | | | 6 | | | 10 | 11 | 9 |
| # hours | | | | | | | 2 | | | 2 | 2 | 4 |
| # of Education programs | 0 | 0 | 0 | 0 | 0 | 0 | 1 | 1 | 0 | 1 | 1 | 2 |
| Employment | 0 | 16 | 18 | 22 | 23 | 28 | 14 | 17 | 16 | 0 | 0 | 0 |
| REV Program | | 16 | 18 | 22 | 23 | 28 | 14 | 17 | 16 | | | |
| # hours | | 8 | 8 | 8 | 8 | 8 | 2 | 2 | 2 | | | |
| # of Employment programs | 0 | 1 | 1 | 1 | 1 | 1 | 1 | 1 | 1 | 0 | 0 | 0 |
| Life Skills | 47 | 90 | 115 | 145 | 138 | 17 | 21 | 18 | 24 | 16 | 24 | 77 |
| Teen Rap: Dropout Prevention | 43 | 43 | 43 | 43 | 43 | | | | | | | |
| # hours | 8 | 8 | 8 | 8 | Md* | | | | | | | |
| Hooked on Fishing | 4 | 25 | 11 | 24 | 16 | | | | | 4 | 7 | 13 |
| # hours | 8 | 8 | 8 | 8 | 8 | | | | | 2 | 2 | 2 |
| REV Program | | 11 | 5 | 13 | 34 | 17 | 13 | 11 | 12 | | | |
| # hours | | 8 | 8 | 8 | 8 | 8 | 2 | 2 | 2 | | | |
| Art of Film Making | | 11 | 26 | 35 | 15 | 16 | 8 | 7 | 12 | 10 | 15 | 26 |
| # hours | | Md* | 16 | 6 | 8 | 4 | 4 | 4 | 4 | 4 | 4 | 10 |
| Pregnancy Prevention | | | 20 | 20 | 20 | | | | | | | |
| # hours | | | 8 | 8 | Md* | | | | | | | |
| Male Responsibility | | | 10 | 10 | 10 | | | | | | | |
| # hours | | | Md* | Md* | Md* | | | | | | | |
| Sista-to-Sista | | | | | | | | | | 2 | 2 | 15 |
| # hours | | | | | | | | | | 4 | 4 | 4 |
| Questers Male Mentoring | | | | | | | | | | | | 9 |
| # hours | | | | | | | | | | | | 4 |
| Girls and Her Pearls | | | | | | | | | | | | 7 |
| # hours | | | | | | | | | | | | 6 |
| # of Life Skills programs | 2 | 4 | 6 | 6 | 6 | 2 | 2 | 2 | 2 | 3 | 3 | 5 |

| Table 4. 2008 Boynton Beach: Number of Youths Served, Hours of Programming, and Number of Programs | | | | | | | | | | | | |
|---|----------|-----------|-----------|-----------|-----------|----------|-----------|-----------|-----------|-----------|-----------|-----------|
| | Jan | Feb | March | April | May | June | July | Aug | Sep | Oct | Nov | Dec |
| Recreation | 0 | 17 | 27 | 27 | 31 | 0 | 78 | 81 | 68 | 53 | 33 | 17 |
| # of Recreation programs | 0 | 1 | 2 | 2 | 2 | 0 | 5 | 4 | 3 | 3 | 2 | 1 |
| Site Resources | | 16 | 16 | 16 | 1 | | | | | | | |
| DJJ youths | | 16 | 16 | 16 | 2 | | | | | | | |
| Computer Lab | | | | | | | | | | | | |
| School pick-up | | | | | 4 | | | | | | | |
| Parent referrals | | | | | | | | | | 3 | | |
| # of Site Resources | | 1 | 1 | 1 | 2 | | | | | 1 | | |
| Special Events (#served) | 0 | 0 | 0 | 97 | 0 | 5 | 33 | 0 | 0 | 15 | 0 | 73 |
| Community Outreach | | | 5 | 13 | 41 | 1 | 3 | | 1 | 1 | 18 | 52 |
| Collaborations/Partnerships | | | 5 | | | 1 | | | | 1 | 4 | 1 |

(see subsequent table for a listing of special events, community outreach activities, and collaborations/ partnerships)

*Md = missing data; the service or program was offered that month but the data was not reported.
 If a cell is empty, the service or program was not offered during that month.

Figure 1. Boynton Beach Youth Empowerment Center: Number of Youths Served in 2008 (Year 2)



Lake Worth

Prevention: Goals and Objectives

Goal 1: To prevent violent crime involvement of Lake Worth youths.

Year 1: Goal not met

Year 2: Goal partially met and ongoing ✓

The Lake Worth YEC has experienced great success, relative to other YECs, in preventing youth crime committed by their core participating youths. When examining the individual arrest data for all YEC youths (all sites), Lake Worth had the fewest number of youths with arrest histories (only three).

- **Objective 1: Expose youths to caring adults (for an extended duration) across various settings and programs in order to assist youths in effective decision making; initiating successful choices; and developing their “voice.”**

Year 1: Objective met ✓

Year 2: Objective met ✓

For the Children, Inc., Lake Worth's YEC service provider, administered services and programs fairly consistently throughout Year 2. Lake Worth's YEC maintains the most consistent programming among the four YECs. Lake Worth's youth council members also have the longest duration of service of the four youth councils—averaging 18 to 24 months.

- **Objective 2: Expose youths to law enforcement (specifically, the Lake Worth community police officer) in order to develop the view of police as an “asset.”**

Year 1: Objective not met

Year 2: Objective partially met ✓

Four youths participated in the Police Explorer program with the town of Lantana. Other youths were involved in various activities with the PBSO. The Lake Worth YEC, in collaboration with the Lake Worth Police Department, hosted two events on gang issues and community safety. These events were well attended by more than 600 community residents, leaders, and youths. However, Lake Worth does not report law

enforcement community officer on-site hours in the monthly reporting process.

Goal 2: To expand the role of the youth council in order to take an active role in prevention of youth crime in the Lake Worth community.

Year 1: Goal met ✓

Year 2: Goal met ✓

The youth council members elected a council spokesperson. The spokesperson made various appearances in front of the Lake Worth City Council. The spokesperson was interviewed by local media on various occasions and took an active role in the larger youth council group comprised of members from each community and each YEC youth council. This group is called STYLE which stands for Saving the Youths' Lives Everywhere (STYLE).

- **Objective 1: Assist in the development of programming for the YEC and participate in city advisory boards. The youth council's spokesperson also served as the youth council's representative to the Lake Worth Recreation Board. She made appearances in front of the city council members and attended some of the Lake Worth Recreation Board meetings.**

Year 1: Objective met ✓

Year 2: Objective met ✓

Prevention: Services Delivered

Education

Academic enrichment
Homework assistance
Tutoring (mostly FCAT)

Employment

Job placements

Life Skills

Get Real (YMCA)
Mentoring across cultures
Teen Time

Recreation

Acting/drama
Art mural project
Arts and crafts
Basketball club
Bead making
Computer club
Drama club
Drill team
Drumming
Flag football
Food fun / yoga
Gardening
Martial arts
Musical theater
Step team

Site Resources

Computer lab
Computer literacy
Open gym
Playground
Referrals for services

| Table 5. 2008 Lake Worth: Number of Youths Served, Hours of Programming, and Number of Programs | | | | | | | | | | | | |
|--|------------|------------|--------------|--------------|------------|-------------|-------------|------------|------------|------------|------------|------------|
| | Jan | Feb | March | April | May | June | July | Aug | Sep | Oct | Nov | Dec |
| Education | 138 | 142 | 134 | 144 | 146 | 97 | 98 | 306 | 170 | 145 | 132 | 132 |
| Tutoring (mostly FCAT) | 69 | 71 | 67 | 72 | 73 | 97 | 98 | 113 | 85 | 67 | 66 | 66 |
| # hours | 16 | 15 | 6 | 6 | 4 | 21 | 54 | 2 | 32 | 24 | 35 | 24 |
| Homework Assistance | 69 | 71 | 67 | 72 | 73 | | | 80 | 85 | 67 | 66 | 66 |
| # hours | 36 | 30 | 16 | 17 | 20 | | | 16 | 42 | 42 | 28 | 18 |
| Academic Enrichment | | | | | | | | 113 | | | | |
| # hours | | | | | | | | 18 | | | | |
| # of Education programs | 2 | 2 | 2 | 2 | 2 | 1 | 1 | | 2 | 2 | 2 | 2 |
| Employment | 0 | 0 | 0 | 3 | 3 | 0 | 0 | 2 | 2 | 2 | 1 | 1 |
| Placements (by LW YEC) | | | | 3 | 3 | | | 2 | 2 | 2 | 1 | 1 |
| # of Employment programs | 0 | 0 | 0 | 1 | 1 | 0 | 0 | 1 | 1 | 1 | 1 | 1 |
| Life Skills | 23 | 22 | 22 | 22 | 22 | 78 | 77 | 69 | 28 | 25 | 24 | 24 |
| Get Real | 23 | 22 | 22 | 22 | 22 | 8 | 7 | | | | | |
| # hours | 4 | 3 | 4 | 4 | 5 | 1 | 3 | | | | | |
| Teen Time | | | | | | 70 | 70 | 69 | | | | |
| # hours | | | | | | 3 | 5 | 1 | | | | |
| Mentoring Across Cultures | | | | | | | | | 28 | 25 | 24 | 24 |
| # hours | | | | | | | | | Md* | 2 | Md* | Md* |
| # of Life Skills programs | 1 | 1 | 1 | 1 | 1 | 3 | 2 | 1 | 1 | 1 | 1 | 1 |
| Recreation | 36 | 41 | 59 | 63 | 64 | 186 | 147 | 158 | 144 | 81 | 71 | 59 |
| # of Recreation programs | 2 | 3 | 4 | 4 | 4 | 7 | 6 | 6 | 7 | 5 | 4 | 3 |
| Site Resources | 69 | 71 | 67 | 110 | 114 | 96 | 98 | 211 | 127 | 97 | 88 | 80 |
| Playground | 69 | 71 | 67 | 72 | 72 | 96 | 36 | 113 | 85 | 61 | 50 | 50 |
| # hours | 23 | 19 | 10 | 22 | 9 | 18 | 10 | 30 | 26 | 7.5 | 8 | 8 |
| Open Gym | | | | | | | | 98 | | | | |
| # hours | | | | | | | | 113 | | | | |
| Referrals | | | | | | | | 2 | | 12 | | |
| Computer Literacy | | | | 38 | 42 | | | | | | | |
| # hours | | | | 17 | 20 | | | | | | | |
| Computer Lab | | | | | | | | | 42 | 24 | 38 | 30 |
| # hours | | | | | | | | | 25 | 21 | 17 | 11 |
| # of Site Resources | 1 | 1 | 1 | 2 | 2 | 1 | 1 | 2 | 2 | 3 | 2 | 2 |

Table 5. 2008 Lake Worth: Number of Youths Served, Hours of Programming, and Number of Programs

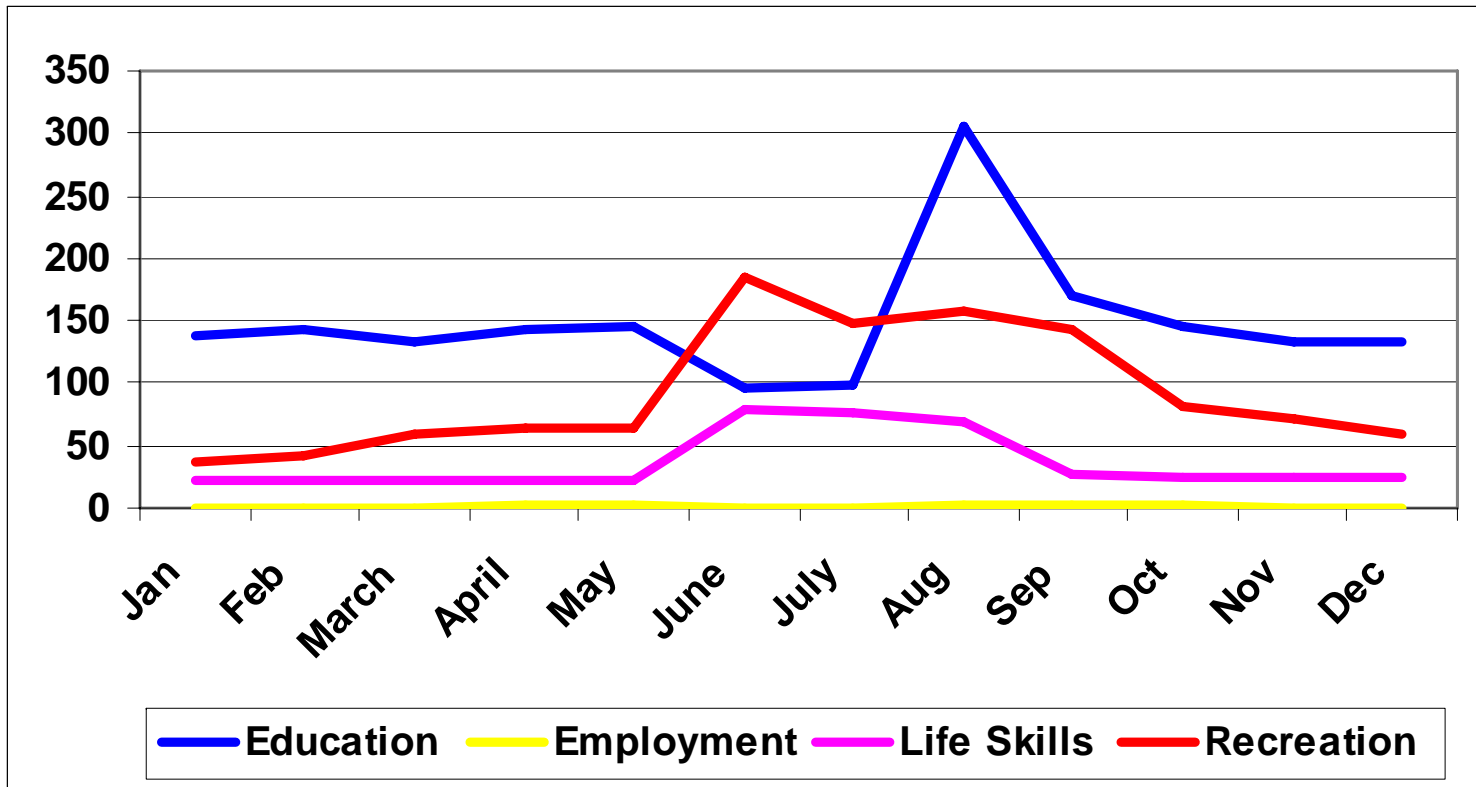
| | Jan | Feb | March | April | May | June | July | Aug | Sep | Oct | Nov | Dec |
|------------------------------------|-----|-----|-------|-------|-----|------|------|-----|-----|-----|------|-----|
| Special Events | 108 | 539 | 12 | 75 | 450 | 137 | 494 | 35 | 250 | 642 | 1291 | 107 |
| Community Outreach | 300 | 300 | 507 | 3 | 1 | | | 58 | 210 | 880 | 1294 | 72 |
| Collaborations/Partnerships | 1 | 1 | 4 | | | | | | | 2 | | |

(see Appendix A for a listing of special events, community outreach activities, and collaborations/ partnerships)

*Md = Missing data; the program or service was offered during that month; however, the data was not reported.

If a cell is empty, the program or service was not offered during that month.

Figure 2. Lake Worth Youth Empowerment Center: Number of Youths Served in 2008 (Year 2)



Riviera Beach

Prevention: Goals and Objectives

Goal 1: To identify a youth outreach worker to facilitate the implementation of the YEC goals and objectives, particularly to conduct outreach to local youths.

Year 1: Goal not met

Year 2: Goal met

In the first year of implementation (2007), the YEC hired an outreach worker; however, the outreach worker was with the program for only a few months. The YEC reclassified the outreach worker position as a senior youth worker and filled this position during Year 2.

Goal 2: To establish a youth council through the identification of seven to nine youths residing in Riviera Beach who have no less than a 2.5 GPA and no criminal history.

Year 1: Goal met ✓

Year 2: Goal met ✓

Goal 3: To collaborate with the Riviera Beach Police Department in order to develop a forum with identified gang members, church pastors, community leaders, and YEC staff/council to discuss conflict resolution, problem solving, and to provide assistance utilizing community resources through the YEC.

Year 1: Goal not met

Year 2: Ongoing

This goal is on-going; the community police officer's service at the YEC is working towards this goal.

- **Objective 1: Schedule a meeting(s) with Riviera Beach Police Department's gang unit to discuss the identification of gangs, gang members, and gang crime statistics.**

Year 1: Objective met ✓

Year 2: Objective met ✓

However, no formal ongoing plan for gang member identification or gang

member intervention has been presented or implemented.

Goal 4: To create a YEC brochure and website.

Year 1: Goal partially met ✓

Year 2: Goal met ✓

The YEC developed a brochure which has been printed. The YEC youth council members created a MySpace Riviera Beach YEC site; no additional website has been created to date.

- **Objective 1: Develop marketing tools such as television (TV) advertisements for airing on specific TV stations and conduct an interview with the Palm Beach Post.**

Year 1: Objective met ✓

Year 2: Objective partially met

Riviera Beach's YEC initiated numerous community outreach activities including meetings, a newsletter, and posters.

- **Objective 2: Host a YEC grand opening at the Lindsey Davis Center.**

Year 1: Objective met ✓ (April 28, 2007)

Year 2: N/A

A permanent facility for Riviera Beach's YEC remains in development. Not having a permanent location has been a hindrance for the YEC, particularly with planning and preparing for programming needs, and sustaining youth involvement.

Goal 5: To identify a youth referral source; possible referrals may be from identified gang members, local schools, neighborhood associations, local churches, and community agencies.

Year 1: Goal met ✓

Year 2: Goal met ✓

The YEC developed partnerships with the school district and feeder schools in the community.

Goal 6: To identify computer software to track youth admission and attendance in YEC programs.

Year 1: Goal not met

Year 2: Goal not met

- **Objective 1: Identify a measurement system to track data reflecting youths' improvement, school attendance and progress, and criminal activities.**

Year 1: Objective not met

Year 2: Objective not met

Goal 7: To enact a city-wide mentoring program to include Riviera Beach city employees, intergenerational mentoring through community residents, peer mentoring, local pastors, government/community leaders, and fraternities/sororities.

Year 1: Goal not met

Year 2: Goal not met

In Year 2, the YEC staff developed plans and partnerships to facilitate the attainment of a city-wide mentoring network in Year 2. During Year 2, this goal continued to be "in progress." The YEC is working with the Mentoring Center to establish a program. Riviera Beach's YEC is collaborating with Unity in the Community Mentoring program for youths. The YEC's senior youth worker assists with this program by serving as a mentor for males and by transporting youths to events.

Goal 8: To collaborate with prospective program providers reflecting multiple disciplines as outlined in specific programming above

Year 1: Goal met ✓

Year 2: Goal met ✓

- **Objective 1: Identify certified teachers and tutorial programs for the provision of services Monday through Friday**

Year 1: Objective met ✓ (but was temporary)

Year 2: Objective met and is ongoing ✓

During Year 2, the YEC experienced a change in the provision of tutoring services. Tutoring services were being provided by a volunteer; however, towards the end of Year 2, a certified teacher was providing tutoring for the youths at the YEC.

- **Objective 2: Collaborate with the Riviera Beach Beacon Center and local elementary and middle schools**

Year 1: Objective met ✓

Year 2: Objective met ✓

Goal 9: To identify funding sources to support the purchase of school supplies (uniforms, materials, haircuts, physicals, and shots) and extracurricular activities fees for YEC youths.

Year 1: Goal partially met ✓

Year 2: Goal met and ongoing ✓

YEC youths planned and completed a fund raiser to generate funds to purchase supplies. Youths participated in rap artist Rick Ross' "A Day in the Park" event and received school supplies and back packs. Youths and parents attended the Riviera Beach Civil Drug Court's and the Department of Parks and Recreation's event for haircuts and physicals. These fund raising activities will continue into Year 3.

Prevention: Services Provided

Education

Build a Computer
FCAT tutorial
Homework assistance
Public speaking forums
The Mentoring Center/FCAT tutoring

Employment

Collaboration with the Mayor's office
Dhails community enhancement
Job shadowing
Tech Bridge
Teen Temps
Workforce Alliance
Workplace Success

Life Skills

Cooking class
Critical thinking
Cycles of Violence
Etiquette and development for girls
G.R.E.A.T
Garden of Angels
Girl Chat sessions
Goal setting/social awareness class
King within the King
Learn to create public service announcements
Man Up sessions
Mentoring
Planned Parenthood
From Prince to Kings/etiquette for boys
Substance abuse prevention
Teen Time

Recreation

Aerobic fitness
Basketball
Boxing
Creative arts
Dance
Entertainment club
Film production
Fishing
Flag football
Learn to Read Music/Drumline Creation
Modeling
Photography
Step dance
Urban fashion/airbrushing
Weightlifting

Table 6. Riviera Beach: Number of Youths Served, Hours of Programming, and Number of Programs

| | Jan | Feb | March | April | May | June | July | Aug | Sep | Oct | Nov | Dec |
|--|----------|-----------|-----------|-----------|-----------|-----------|-----------|-----------|-----------|-----------|-----------|-----------|
| Education | 0 | 17 | 13 | 13 | 28 | 16 | 34 | 0 | 23 | 9 | 20 | 24 |
| The Mentoring Center / Tutoring | | 10 | 13 | 13 | 12 | | | | | | | |
| # of hours | | 10.5 | 14 | 14 | 12 | | | | | | | |
| Public Speaking Forum | | 7 | | | | | | | 8 | | | |
| # of hours | | 12 | | | | | | | Md* | | | |
| Build a Computer | | | | | 16 | 16 | 17 | | | | 9 | 9 |
| # hours | | | | | 6 | 8 | 6 | | | | 4 | 4 |
| FCAT tutoring | | | | | | | 17 | | | | | |
| # hours | | | | | | | 6 | | | | | |
| Homework Asst. | | | | | | | | | 15 | 9 | 11 | 15 |
| # hours | | | | | | | | | 8 | 24 | 14 | 18 |
| # of Education programs | 0 | 2 | 1 | 1 | 2 | 1 | 2 | 0 | 2 | 1 | 2 | 2 |
| Employment | 0 | 0 | 0 | 4 | 0 | 24 | 28 | 15 | 1 | 0 | 10 | 11 |
| Job Shadowing | | | | | | 9 | 13 | | | | | |
| # hours | | | | | | 3 | 7 | | | | | |
| Dhails Community Enhancement | | | | | | 15 | 15 | 15 | | | | |
| # hours | | | | | | 6 | 7 | 12 | | | | |
| Workplace Success | | | | | | | | | | | 10 | 11 |
| # hours | | | | | | | | | | | 4 | 2 |
| Job placements | | | | 4 | | | | | 1 | | | |
| # of Employment programs | 0 | 0 | 0 | 0 | 0 | 2 | 2 | 1 | 0 | 0 | 1 | 1 |
| Life Skills | 0 | 7 | 7 | 0 | 0 | 55 | 54 | 0 | 20 | 62 | 33 | 20 |
| Prevention of Substance Abuse | | 7 | 7 | | | | | | | | | |
| # of hours | | 4.5 | 4.5 | | | | | | | | | |
| Teen Time | | | | | | 16 | 16 | | | | | |
| # hours | | | | | | 4 | 4 | | | | | |
| Cooking Class | | | | | | 15 | 15 | | | | | |
| # hours | | | | | | 3 | 3 | | | | | |

Table 6. Riviera Beach: Number of Youths Served, Hours of Programming, and Number of Programs

| | Jan | Feb | March | April | May | June | July | Aug | Sep | Oct | Nov | Dec |
|---|----------|-----------|-----------|-----------|-----------|------------|------------|-----------|-----------|-----------|-----------|-----------|
| Etiquette & Development for Girls | | | | | | 12 | 11 | | | | | |
| # hours | | | | | | 4 | 6 | | | | | |
| From Prince to Kings Etiquette for Boys | | | | | | 12 | 12 | | | | | |
| # hours | | | | | | 4 | 6 | | | | | |
| Critical Thinking | | | | | | | | | 16 | 20 | | |
| # hours | | | | | | | | | 3 | 4 | | |
| Mentoring | | | | | | | | | 4 | | | |
| # hours | | | | | | | | | 3 | | | |
| Man Up Sessions | | | | | | | | | | 10 | 7 | 8 |
| # hours | | | | | | | | | | 5 | 3 | 2 |
| Girl Chat Sessions | | | | | | | | | | 12 | 12 | 12 |
| # hours | | | | | | | | | | 5 | 3 | 2 |
| Goal Setting/Social Awareness Club | | | | | | | | | | 20 | 14 | |
| # hours | | | | | | | | | | 4 | 4 | |
| # of Life Skills programs | 0 | 1 | 1 | 0 | 0 | 4 | 4 | 0 | 2 | 4 | 3 | 2 |
| Recreation * | 8 | 23 | 77 | 58 | 33 | 57 | 69 | 10 | 49 | 57 | 39 | 33 |
| # of Recreation programs | 1 | 2 | 5 | 3 | 2 | 4 | 5 | 1 | 4 | 4 | 4 | 3 |
| Site Resources (# served) | 1 | 3 | 2 | 3 | 1 | 2 | 4 | 1 | 15 | 25 | 17 | 0 |
| DJJ (# youths) | 1 | 2 | 1 | 1 | 1 | | 4 | | | | | |
| Eckerd Reentry (# youths) | | 1 | 1 | 1 | | | | | | | | |
| Neighborhood Accountability Bd (# youths commty svc hrs) | | | | 1 | | 2 | | | | | | |
| Computer lab | | | | | | | | | 15 | 13 | | |
| Referrals | | | | | | | | 1 | | 2 | 2 | |
| Turning Point Family Night | | | | | | | | | | 10 | 15 | |
| # of Site Resources | 1 | 2 | 2 | 3 | 1 | 1 | 1 | 1 | 1 | 3 | 2 | 0 |
| Special Events * | 6 | 0 | 0 | 87 | 30 | 245 | 186 | 43 | 0 | 69 | 91 | 47 |
| Community Outreach * | | 3 | 2 | 2 | | 1 | 3 | 4 | 4 | 3 | 2 | |
| Collaborations/ Partnerships * | | 2 | 5 | 3 | | | 1 | 1 | 1 | 1 | 3 | |

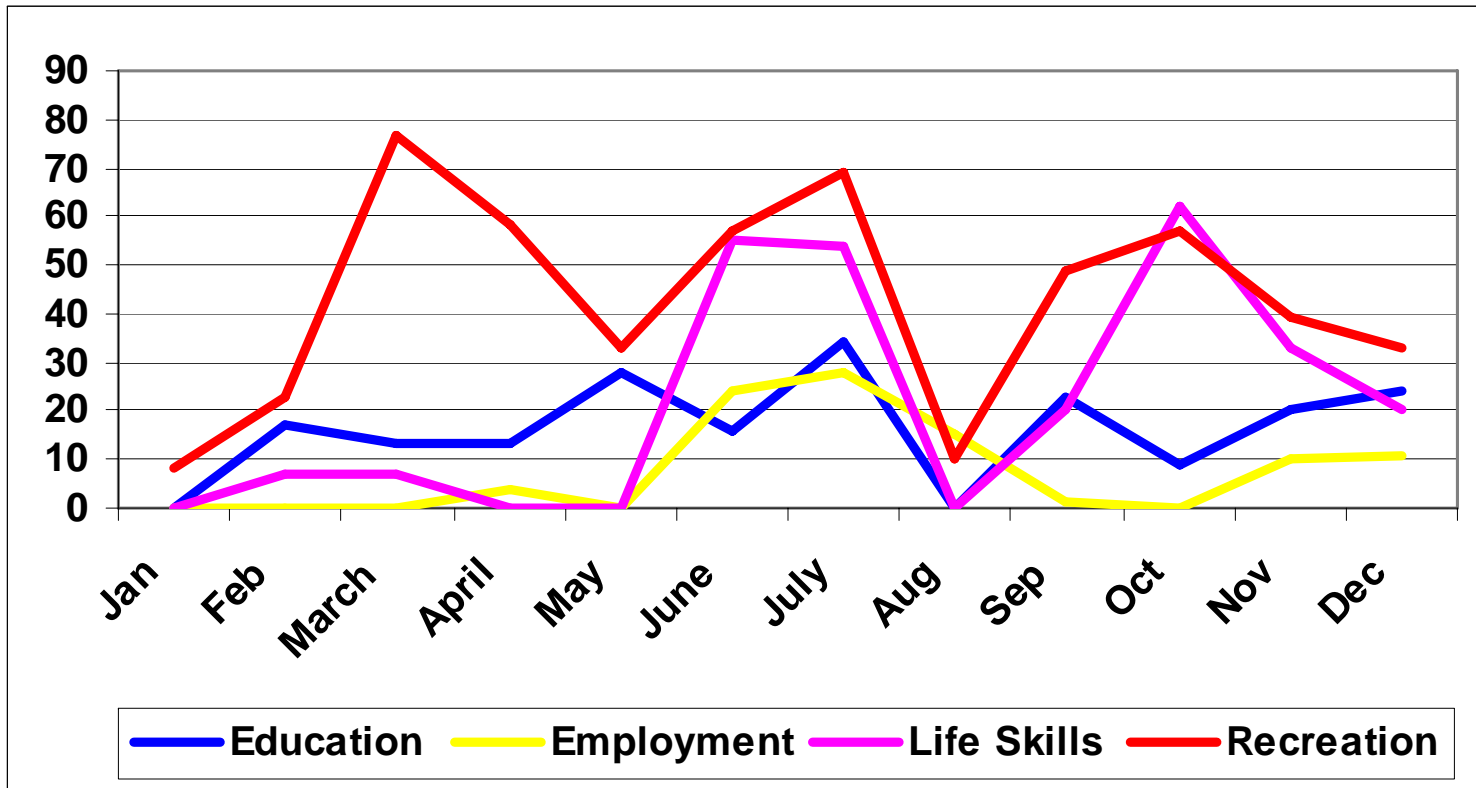
Table 6. Riviera Beach: Number of Youths Served, Hours of Programming, and Number of Programs

| | Jan | Feb | March | April | May | June | July | Aug | Sep | Oct | Nov | Dec |
|---|-----|-----|-------|-------|-----|------|------|-----|-----|-----|-----|-----|
| <i>(see Appendix A for a listing of special events, community outreach activities, and collaborations/partnerships)</i> | | | | | | | | | | | | |

*Md = Missing data; the service or program was offered during that month; however, the data was not reported.

If a cell is empty, the program or service was not offered that month.

Figure 3. Riviera Beach Youth Empowerment Center: Number of Youths Served in 2008 (Year 2)



West Palm Beach

Prevention: Goals and Objectives

Goal 1: To convert the existing Northwood Adult Center to the Northwood YEC.

Year 1: Goal met ✓

Year 2: Goal met ✓

- **Objective 1: Furnish and equip West Palm Beach's YEC with amenities that will be attractive to youths.**

Year 1: Objective met ✓

Year 2: N/A (met in Year 1)

A survey administered to youths generated ideas for desirable amenities: televisions, video games, ping pong table and paddles, air hockey, sofas, large chairs, dining room table and chairs, stereo equipment, and recording equipment including mixers.

- **Objective 2: Add youth-related components to the city-owned Northwood Gymnasium.**

Year 1: Objective met ✓

Year 2: N/A (met in Year 1)

Goal 2: To prepare youths for success in the workplace.

Year 1: Goal not met

Year 2: Goal partially met ✓

- **Objective 1: Provide programming that offers assistance with resume writing, interviewing techniques, dressing for success, and workplace etiquette.**

Year 1: Objective not met

Year 2: Objective partially met and ongoing ✓

Six youths were placed in employment positions during Year 2.

Goal 3: To prevent youth crime, violence, and gang involvement.

Year 1: Goal met

Year 2: Goal met

There were 20 graduates from the G.R.E.A.T. program during Year 1 and 25 graduates during Year 2.

- **Objective 1: Develop a positive relationship between law enforcement, youths, and families through the G.R.E.A.T. program.**

Year 1: Objective met ✓

Year 2: Objective met ✓

Goal 4: To help youths recognize the benefits of living tobacco-, alcohol-, and drug-free.

Year 1: Goal met (Teen Time program)

Year 2: Goal met and ongoing

In Year 2, the YEC offered Teen Time, a 49-hour life skills program.

Goal 5: To offer opportunities for incorporating real-world learning with skills for career development.

Year 1: Goal met ✓

Year 2: Goal met ✓

- **Objective 1: Use of an audio/video production lab to encourage literacy development as well as computer skills enhancement.**

Year 1: Objective met ✓

Year 2: Objective met ✓

This objective is based on the belief that learning the skills of audio and video production will enable youths to create programs, to express themselves, and to share their experiences with others. Activities should include working with local media outlets to assist in the production and showcasing the work of the youths as well as the YEC in general.

- **Objective 2: Facilitate the collaboration of professionals in the field with groups of youths working to produce programs that will be shared with the community via local television networks and West Palm Beach TV (WPBTV Channel 18).**

Year 1: Objective met ✓

Year 2: Objective met ✓

The YEC established a service delivery target to serve 24 youths per week in this initiative.

Goal 6: To provide continuous outreach to local youths to maintain community relationships; outreach will focus on youths aged 12 to 14 years in an effort to prevent gang involvement.

Year 1: Goal met ✓

Year 2: Goal met and ongoing ✓

The average age of youths involved in the YEC is 14.5 years and the average age of the youth council members is 15.1 years.

- **Objective 1: Engage in continuous collaboration with middle schools, law enforcement, and community leadership.**

Year 1: Objective met ✓

Year 2: Objective met ✓

- **Objective 2: Initiate outreach efforts that include face-to-face interaction between site staff, youth council, and community monthly.**

Year 1: Objective met ✓

Year 2: Objective met and ongoing ✓

The YEC convenes special events and community collaboration efforts including monthly barbeques for community residents.

Prevention: Services Provided

Education

FCAT tutoring
Homework tutoring/ homework help

Study Jam
Understanding the World of Computers

Employment

Audio visual on the job training
Tech Bridge
Teen Temps
Workforce Alliance

Life Skills

Artistic Flow/arts and crafts
Audio visual
G.R.E.A.T – Gang Resistance Educational Awareness and Training
Sigma Beta Club
YSAV(students against violence)

Recreation

Basketball league with the Boys and Girls Club
Flag football
Photography
Baseball league
Cheerleading

Site Resources

Alternative to suspension with school district (terminated shortly after it began)
Bus transportation / PalmTran bus passes
Computer lab
Game room
Open gym
Open recreation
Summer lunch
Summer snack

Table 7. 2008 West Palm Beach: Number of Youths Served, Hours of Programming, and Number of Programs

| | Jan | Feb | March | April | May | June | July | Aug | Sep | Oct | Nov | Dec |
|---|-----------|-----------|-----------|-----------|-----------|-----------|-----------|-----------|-----------|-----------|-----------|-----------|
| Education | 22 | 24 | 0 | 0 | 29 | 8 | 8 | 17 | 61 | 78 | 73 | 62 |
| FCAT tutoring | 10 | 12 | | | | | | | | | | |
| # hours | 36 | 36 | | | | | | | | | | |
| Tutoring/Homework Help | | | | | 13 | | | | 5 | 5 | 3 | 1 |
| # hours | | | | | 124 | | | | 8 | 10 | 10 | 3 |
| Understanding the World of Computers | 12 | 12 | | | 16 | 8 | 8 | 17 | 17 | 25 | 25 | 25 |
| # hours | 8 | 8 | | | 8 | 6 | 6 | 8 | 8 | 8 | 6 | 6 |
| Study Jam | | | | | | | | | 39 | 48 | 45 | 36 |
| # hours | | | | | | | | | 42 | 48 | 24 | 27 |
| # of Education programs | 2 | 2 | 0 | 0 | 2 | 1 | 1 | 1 | 3 | 3 | 3 | 3 |
| Employment | 4 | 4 | 17 | 17 | 0 | 0 | 0 | 0 | 0 | 0 | 0 | 13 |
| Workforce Alliance | 4 | 4 | 2 | 2 | | | | | | | | |
| # hours | 24 | 8 | 12 | 12 | | | | | | | | |
| Teen Temps | | | 15 | 15 | | | | | | | | |
| # hours | | | 8 | 8 | | | | | | | | |
| John Di Lemme audio project | | | | | | | | | | | | 13 |
| # hours | | | | | | | | | | | | 54 |
| # of Employment programs | 1 | 1 | 2 | 2 | 0 | 0 | 0 | 0 | 0 | 0 | 0 | 1 |
| Life Skills | 33 | 34 | 0 | 0 | 31 | 37 | 22 | 22 | 28 | 28 | 43 | 41 |
| GREAT | 11 | 11 | | | 15 | 15 | | | | | | |
| # hours | 2 | 8 | | | 12 | 2 | | | | | | |
| Sigma Beta Club | 7 | 7 | | | | | | | | | | |
| # hours | Md* | 2 | | | | | | | | | | |
| Audio Visual/Video Production | 15 | 16 | | | 16 | 22 | 22 | 22 | 19 | 19 | 19 | 17 |
| # hours | 68 | 68 | | | 160 | 96 | 96 | 96 | 96 | 96 | 96 | 27 |
| Artistic Flow/Arts & Crafts | | | | | | | | | 9 | 9 | 9 | 9 |
| # hours | | | | | | | | | 3 | 6 | 6 | 6 |
| YSAV (students against violence) | | | | | | | | | | | 15 | 15 |
| # hours | | | | | | | | | | | 8 | 8 |

Table 7. 2008 West Palm Beach: Number of Youths Served, Hours of Programming, and Number of Programs

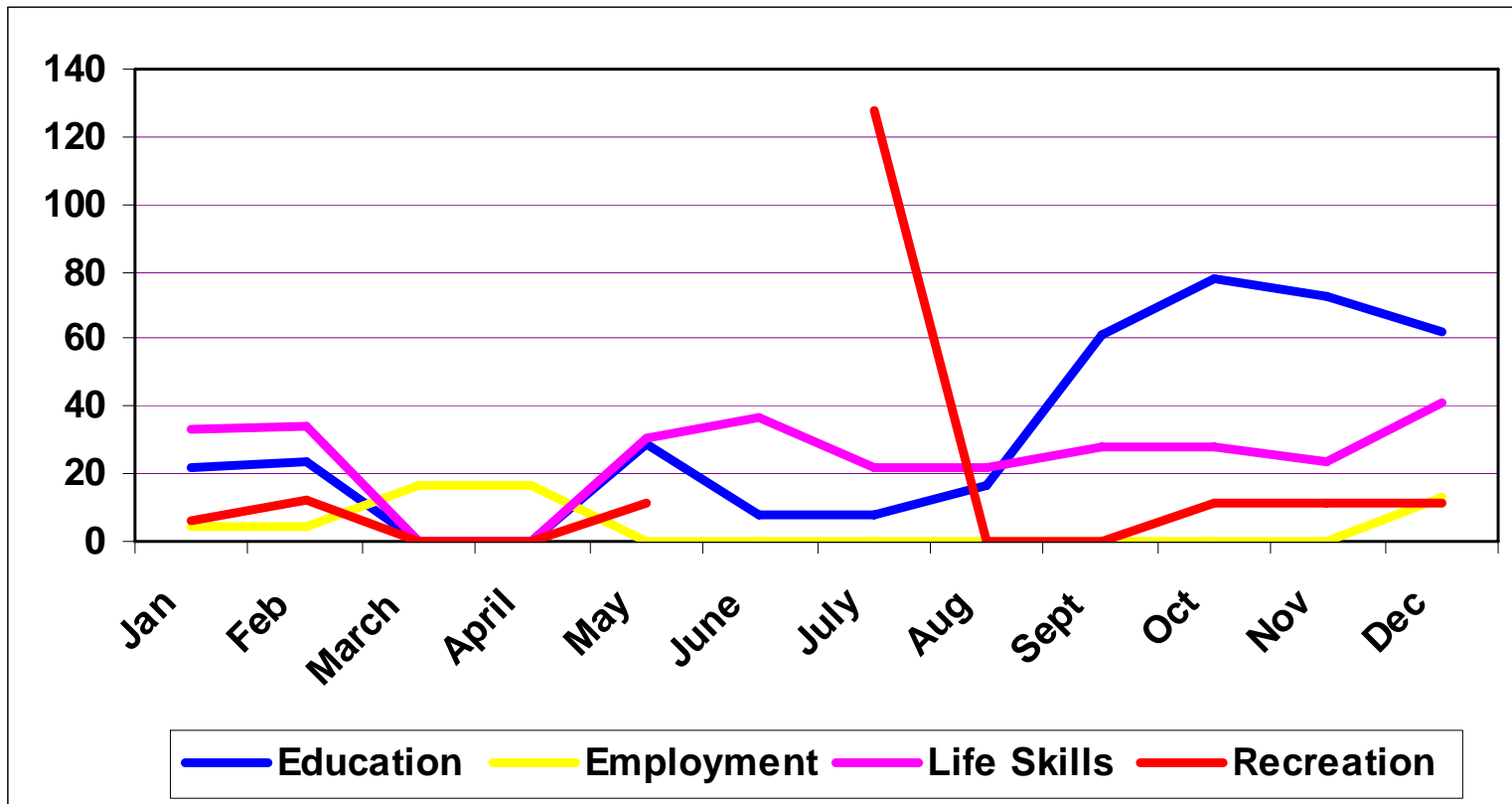
| | Jan | Feb | March | April | May | June | July | Aug | Sep | Oct | Nov | Dec |
|------------------------------------|-------------|-------------|------------|------------|-------------|-------------|-------------|-------------|-------------|-------------|-------------|------------|
| # of Life Skills programs | 3 | 3 | 0 | 0 | 2 | 2 | 1 | 1 | 2 | 2 | 2 | 3 |
| Recreation | 6 | 12 | 0 | 0 | 11 | | 128 | 0 | 0 | 11 | 11 | 11 |
| # of Recreation programs | 1 | 1 | 0 | 0 | 1 | 0 | 1 | 0 | 0 | 1 | 1 | 1 |
| Site Resources | 1436 | 2324 | 212 | 159 | 2708 | 2496 | 2475 | 2350 | 2180 | 1019 | 1183 | 917 |
| Open Gym | 1202 | 1105 | | 60 | 1066 | 1003 | 1003 | 1007 | 965 | 977 | 1004 | 876 |
| # hours | 42 | 36 | | 8 | 24 | 24 | 24 | 24 | 24 | 22 | 18 | 21 |
| Computer Lab | 234 | 234 | 212 | 99 | 243 | | | | | | | |
| # hours | Md* | 244 | 105 | 83 | 225 | | | | | | | |
| Game Room | | 982 | | | 1267 | | | | | | | |
| # hours | | 244 | | | 225 | | | | | | | |
| Open Rec | | | | | | 1078 | 1041 | 1103 | 1167 | | | |
| # hours | | | | | | 240 | 240 | 240 | 240 | | | |
| Alternative to Suspension | | | | | 132 | | | | 26 | 20 | 65 | |
| # hours | | | | | 128 | | | | 140 | 126 | 132 | |
| Summer Lunch | | | | | | 220 | 227 | | | | | |
| # hours | | | | | | 16 | 99 | | | | | |
| Summer Snack | | | | | | 195 | 204 | | | | | |
| # hours | | | | | | 7 | 99 | | | | | |
| Bus Transportation | | | | | | | | 240 | 22 | 22 | 35 | 35 |
| Bus Passes | | | | | | | | | | | 79 | 6 |
| # of Site Resources | 2 | 3 | 1 | 2 | 4 | 4 | 4 | 3 | 4 | 3 | 4 | 3 |
| Special Events | 127 | 57 | 100 | 35 | 54 | 112 | 114 | 50 | 766 | 146 | 287 | 54 |
| Community Outreach | | | | 1 | 1 | | | | | | 10 | |
| Collaborations/Partnerships | 1 | 5 | | 2 | | | | 1 | | | 2 | 1 |

(see Appendix A for a listing of special events, community outreach activities, and collaborations/ partnerships)

*Md = Missing data; the service or program was offered during that month; however, the data was not reported.

If a cell is empty, the program or service was not offered that month.

Figure 4. West Palm Beach Youth Empowerment Center: Number of Youths Served in 2008 (Year 2)



Prevention: Summary and Outcome Data for the YECs

This section presents summary data for the four operational YECs. The data presented includes the number of youths served, demographic information, intensity of services offered (number of sessions), and *available* individual-level outcome data.

- YECs are operational in four of five sites: Boynton Beach, Lake Worth, Riviera Beach, and West Palm Beach
- Boynton Beach's YEC was not operational in 2007
- Belle Glade's YEC was not operational in 2007 or 2008
- YECs serve youths between the ages of 5 to 24 (slight variation among YECs) (the lower end of this range—e.g., 5 years of age—includes a small group of young females who participated in a summer cheerleading program at the Boynton Beach YEC)
- Services offered:
 - Structured programming: education, employment, and life skills
 - Unstructured programming: recreation
- YEC services also include special events, community outreach, collaborations and partnerships, site resources, and referrals

Table 8. Unduplicated Count of Youths Served in YEC Structured Programs (Years 1 and 2)

| | 2007 only | 2008 only | 2007 & 2008 | Total # of Individual Youths Served |
|-----------------|------------------|------------------|------------------------|--|
| Boynton Beach | | 334 | | 334 |
| Lake Worth | 88 | 58 | 83 | 229 |
| Riviera Beach | 91 | 69 | 36 | 196 |
| West Palm Beach | 38 | 98 | 55 | 191 |
| Total | 217 | 559 | 174 | 950 |

Table 8 presents an unduplicated count of youths served in structured programs during Years 1 and 2. During the first two years of implementation, the four YECs served 950 youths. The categories in this table are mutually exclusive. The “2007 only” column includes youths who participated in that year only and the same for the “2008 only” column. The “2007 and

2008” column includes youths who participated in both years. The last column presents the total number of individual youths who participated in the YECs (by site).

Table 9: Demographics of Youths in YECs During 2008

| | Male % | Female % | Missing Data | White % | Black % | Hispanic % | Missing Data | Ave Age | Missing Data |
|-----------------|---------------|-----------------|--------------|----------------|----------------|-------------------|--------------|----------------|--------------|
| Boynton Beach | 46 | 54 | N=70 | 4 | 94 | 2 | N=67 | 14.0 | N=192 |
| Lake Worth | 46 | 54 | N=8 | 4 | 91 | 5 | N=4 | 12.7 | N=28 |
| Riviera Beach | 57 | 43 | N=17 | 1 | 99 | 0 | N=4 | 14.8 | N=52 |
| West Palm Beach | 60 | 40 | N=16 | 1 | 95 | 4 | N=5 | 14.5 | N=39 |

The amount of missing birth dates for Boynton Beach youths likely impacted the average age. The average age of this group of youths would, perhaps, be slightly higher if there were fewer instances of missing dates of birth.

Table 10: Number of Structured Program Sessions Offered in YECs During 2008

| | Education | Employment | Life Skills | Total |
|------------------------|------------------|-------------------|--------------------|---------------|
| Boynton Beach | 111 | 177 | 1,282 | 1,570 |
| Lake Worth | 15,979 | 96 | 1,021 | 17,096 |
| Riviera Beach | 861 | 293 | 656 | 1,810 |
| West Palm Beach | 2,477 | * | 622 | 3,099 |
| Total | 20,771 | 571 | 4,021 | 23,575 |

**West Palm Beach offered three employment programs during January, February, March, and April; however, monthly reports did not include a count of sessions offered.*

The number of sessions is distinguished from the number of hours of programming. The number of hours is reported at the aggregate level (by program) and was reported in Tables 4, 5, 6, and 7 by site. The number of sessions, reported in Table 10, is reported at the individual level (by youth). This is not unduplicated; a youth could participate in multiple sessions of a single program. For example, if a program meets twice a week for ten weeks, a youth would participate in twenty sessions for that single program.

Length of Program Involvement in the YECs

Summary data are provided to quantify the average length of participation in the four YECs. The following distinction is made between “active participation” and “months of involvement”:

- **Active participation:** The number of months that a youth is actively participating in structured programs. Average number of months that a youth's name appears on a monthly report indicating involvement in a program that month.
- **Months of involvement:** The average length of involvement with the YEC. This range may include months of inactivity. This average reflects a youth's association with the YEC. The average is computed by taking the range beginning with the first month the name appears on a monthly report through the last month the name appears on a monthly report (a youth may not have been actively involved during months in between first and last month).

The summary data presented below indicate that youths are actively involved in YEC structured programming for three or four months, with the exception of Lake Worth. Lake Worth's average length of active involvement is 7.3 months. Lake Worth provided the most stable and consistent programming; maintains the same education provider (For the Children, Inc.); and serves a constant group of youths recruited in middle school. However, Lake Worth also serves a slightly younger population of youths which may lead to more consistent participation. The provider, For the Children, Inc., also provides transportation from the neighborhood school(s) to the YEC.

Boynton Beach YEC

- 3.2 months of involvement (average)
- 2.9 months of active participation (average)
- 32% were actively involved only 1 month
- 50% were actively involved for 2 months or less
- Highest level of activity: 8 youths were active for 8 months
- 7.5% of youths were active at least 6 months

Lake Worth YEC

- 8.2 months of involvement (average)
- 7.3 months of active participation (average)
- 18% were actively involved only 1 month
- 31% were actively involved for 2 months or less
- Highest level of activity: 12 youths were active for 22 months
- 60 youths were active for 12 to 22 months
- 40% of youths were active at least 6 months

Riviera Beach YEC

- 4.7 months of involvement (average)
- 4.0 months of active participation (average)
- 26% were actively involved only 1 month
- 46% were actively involved for 2 months or less
- Highest level of activity: 1 youth was active for 18 months
- 18.5% of youths were active at least 6 months

West Palm Beach YEC

- 5.6 months of involvement (average)
- 4.3 months of active participation (average)
- 16% were actively involved only 1 month
- 38% were actively involved for 2 months or less
- Highest level of activity: 3 youths were active for 17 months
- 20% of youths were active at least 6 months

YEC Program Outcomes

Combined, the four YECs offered approximately 50 named, structured programs in 2008: 15 education programs, 27 employment programs, and 8 life skills programs. Structure programming refers to programs with an identified provider and an identified curriculum of some type. These providers are expected to provide specific goals for youths, provide and administer assessments, establish set programming times/length, and document attendance and participation. *Appendix A* provides a description of the programs (when possible) as well as an indication if the provider of the program offered a pre/post test to assess outcomes. During Year 2, three programs reported consistent pre- and post-test data which is reported in this section. For the majority of the remaining 47 programs, pre- and post-tests were not administered. In a few instances, the post-tests had not been administered by the end of Year 2; therefore that data would be reported in Year 3. There were also instances of post-tests reported without any pre-tests. Pre- and post-test programming outcomes are presented for 3 structured programs:

- 50% (36) of the youths receiving school homework assistance experienced grade improvements (at Lake Worth provided by For the Children).
- 100% of the 27 youths who completed the computer building program increased their pre/post test scores and received computers at the program's graduation (18 youths at West Palm Beach, 9 youths at Riviera Beach).
- 100% of the 17 youths enrolled in the audio visual life skills program improved their pre/post test scores (at West Palm Beach provided by Taylor Productions).

YEC Individual Outcomes

As previously mentioned, each YEC established a youth council to promote personal growth, leadership, and empowerment. Individual-level assessments of youth council members include a measure of self-determination skills. Self-determination/empowerment measures were assessed for each youth council member utilizing the ARC Self-Determination Scale (Wehmeyer & Kelchner, 1995). Pre- and post-test measures were administered at three time points: 1) the start of youths' involvement on the council for a baseline score, 2) the end of Year 1, and 3) the end of Year 2. The pretest was administered during the initial month of participation on the council; post-tests were administered every six to twelve months later. Thus, youths involved in

the councils during the initial two years of the program were assessed at three points in time; youths who joined councils after the initial assessment were administered were assessed at two time points.

The self-determination scale assesses the four sub-domains of self-determination: level of autonomy, self-realization, psychological empowerment, and self-regulation which includes problem solving and goal setting skill of youth council participants. The scale was designed to measure self-determination skills through an evaluation of beliefs about oneself and one's skills in problem solving and goal setting. The scale was also designed as a tool to work collaboratively with educators and others to identify individual areas of strength and limitations related to self-determination goals and objectives; and to self-assess progress in self-determination over time. Self-determination skills have been established as a critical link to positive education and post-school outcomes for youths of varying abilities and risk factors (Test, et al, 2004; Vallerand, et al., 1997).

In Year 2 of the YVPP, the four YEC sites had formed youth councils. Thus, Year 2 results include pre- and post-test scores for all four YEC councils and the three sites that were operational during Year 1 (Lake Worth, Riviera Beach, and West Palm Beach) were assessed at three points in time across the two years. Overall, each of the youth councils made statistically significant gains in their self-determination skills during this period ($p < .05$). Table 11 presents demographic information for each youth council. Figure 5 presents the results of the mean (average) youth council scores on the ARC Self-Determination Scale across the two years. All sites demonstrated statistically significant gains in levels of self-determination from the pretest. Figure 6 presents the self-determination score trajectories *for the youth council members who were active council participants in Years 1 and 2.*

Table 11. Youth Council Demographics by Site

| Site | Male | Female | Mean Age | Average Size of Council |
|-----------------|------|--------|----------|-------------------------|
| Boynton Beach | 33% | 67% | 14.9 yrs | 17 |
| Lake Worth | 43% | 57% | 15.0 yrs | 9* |
| Riviera Beach | 48% | 52% | 16.2 yrs | 8 |
| West Palm Beach | 59% | 41% | 15.1 yrs | 14 |

*Lake Worth's youth council governing members averaged nine; the entire council size ranged between 20 and 30 youths on average.

Figure 5. Youth Councils' Mean Scores

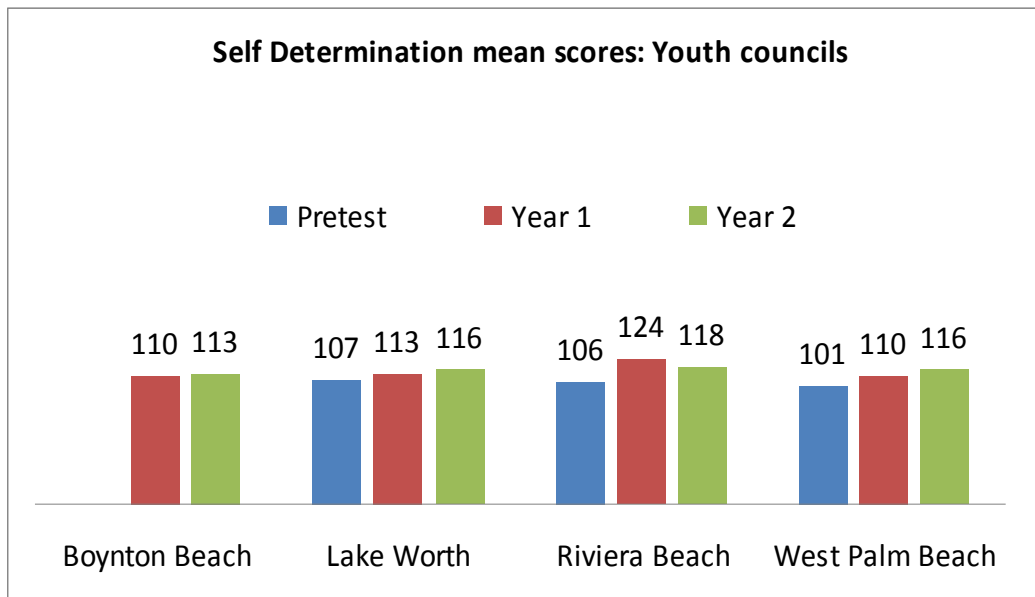
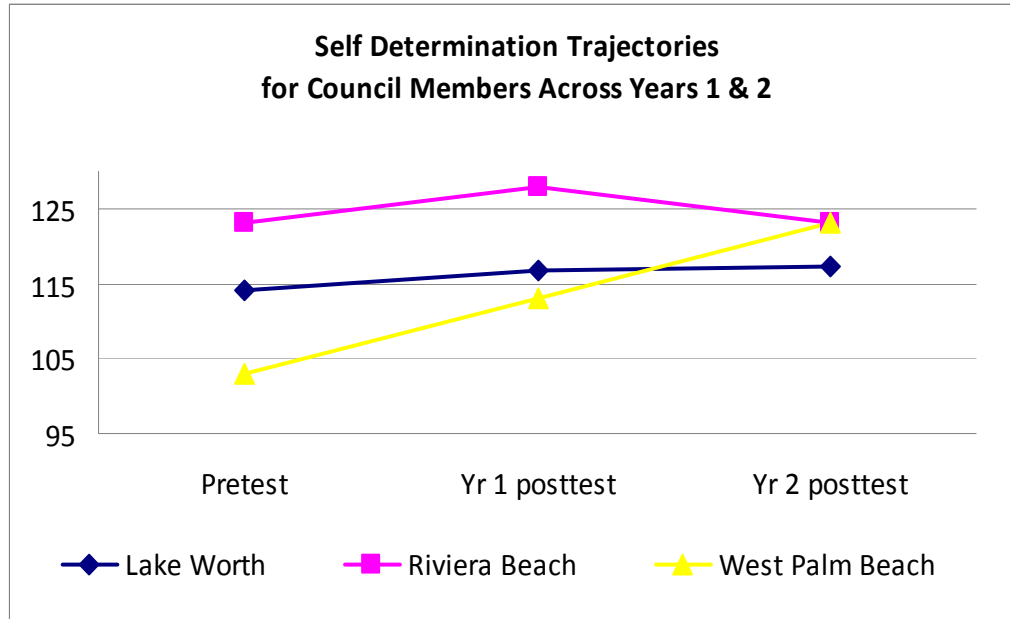


Figure 6. Self-Determination Score Trajectories of Council Members Participating Across Two Years of Council Membership



Time 1 - Pre-test = \leq 5 mos. of YEC involvement
 Time 2 - Post-test = 6-17 mos. of YEC involvement
 Time 3 - Post-test = 18-24 mos. of YEC involvement

Prevention: Summary

- In 2008, the YECs were fully operational in four of the five sites: Boynton Beach, Lake Worth, Riviera Beach, and West Palm Beach.
- Together, the four centers provided 23,575 sessions of structured education, employment, and life skills programming for 733 youths in 2008.
- Combined, the four YECs offered approximately 50 named, structured programs in 2008:
 - 15 education programs
 - 27 employment programs
 - 8 life skills programs
- Pre/post programming outcomes were available for three programs:
 - 50% (36) of the youths receiving school homework assistance experienced grade improvements (at Lake Worth provided by For the Children).
 - 100% of the 27 youths who completed the computer building program increased

their pre/post test scores and received computers at the program's graduation (18 youths at West Palm Beach, 9 youths at Riviera Beach).

- 100% of the 17 youths enrolled in the audio visual life skills program improved their pre/post test scores (West Palm Beach provided by Taylor Productions).
- Youths who served as members of the YEC youth councils experienced significant gains in their pre/post self-determination measures (autonomy, self-regulation, psychological empowerment, problem solving, and goal setting).
- Each YEC has an active youth council. In 2008, the average number of active youth council members was:
 - 14 youths at West Palm Beach with an average participation length of 5.7 months for a 7-month period
 - 8 youths at Riviera Beach with an average participation length of 7 months for a 12-month period
 - 9 youths at Lake Worth with an average participation length of 4.1 months for a 5-month period
 - 17 youths at Boynton Beach with an average participation length of 6 months for an 8-month period

CHAPTER V

Findings: Law Enforcement and Courts

During Year 1, the courts experienced difficulties with available resources and were unable to implement activities to address the goals and objectives related to juvenile services within the courts. Specifically, goals related to implementing the Aggression Replacement Therapy program, expanding the Youth Court, and initiating training with the community court for parent involvement were not achieved. This situation continued in Year 2. In addition, during the initial year of implementation, it became apparent that the OSA, the OSP, and the COMBAT Unit were heavily involved in the planning and execution of activities with the law enforcement entities (the PBSO, local police departments, the LEWG, and the VCTF). These two components were intricately woven together; therefore, the Year 2 evaluation report reflects the efforts of these two components combined by presenting the implementation status for these two components (goals and objectives; activities and services provided) together in this chapter.

Initially, a strategic plan was developed through the establishment of the LEWG. Members of the LEWG include representatives of: the PBSO, the PBSO VCTF, the OSA, the OSP, the OSA's Office COMBAT Unit, the ATF, the Boynton Beach Police Department*, the Riviera Beach Police Department*, and the West Palm Beach Police Department*.

**Indicates program site agencies. Belle Glade and Lake Worth agencies were not represented in the LEWG or did not submit monthly activity reporting.*

Law Enforcement and Courts: Goals and Objectives

Goal 1: To increase the level of education regarding the collection of evidence for all law enforcement agencies.

Year 1: Goal met ✓

Year 2: Goal met ✓

Training is required to focus on evidence that can be retrieved through modern technology, e.g., D.N.A., weapons' ballistics. These evidence collection protocols will be applied to all recovered guns, stolen vehicles, and other equipment that facilitates violence in crimes committed by youths. This will enhance investigators' ability to solve other crimes.

- **Objective 1: To assume consistencies across jurisdictional lines thus eliminating confusion and strengthening prosecutorial abilities to take cases to trial.**

Year 1: Objective met ✓

Year 2: Objective met ✓

More than 100 trainings were provided collaboratively by the OSA, the OSP, and the LEWG to local law enforcement agencies, prosecutors, and other stakeholders.

- **Objective 2: To use technology to identify juveniles at the onset of criminal activity before illicit behavior escalates to violent crime; generate a report demonstrating the ability to identify and intervene (early in criminal careers).**

Year 1: Objective not met (to be evaluated in Year 2 as technology is developed/utilized)

Year 2: Objective met ✓

This objective was met through cooperation with the Juvenile Assessment Center. Cases were flagged for juvenile division diversion; tracking and reporting in Year 3 will include an examination of outcomes for youths in various diversion programs.

- **Objective 3: To statistically reduce the rate of youth violent crimes throughout Palm Beach County.**

Year 1: Objective not met (to be evaluated in Year 2 as technology is developed/utilized)

Year 2: Objective met ✓

Crime reports generated by local police departments or the PBSO for the immediate geographic area surrounding each YEC (one-quarter mile radius) may indicate some reductions. There were some inconsistencies with this data due to changes in oversight of local law enforcement agencies (PBSO assumed responsibility) and YEC location changes at one site (Riviera Beach). It is unlikely that there will be an overall reduction before year 3.

Goal 2: To track “all” firearms cases to slow or reduce the increasing number of violent crimes; activities to achieve this goal mirror similar programs already in place

Year 1: Goal not met

Year 2: Goal met ✓

Activities to achieve this goal mirror similar initiatives currently in place. This goal was met by utilizing the STAC system (case tracking system) currently in place within the Office of the State Attorney and by distributing county contacts to all law enforcement agencies. The chief of the COMBAT Unit reviews all firearms cases in which the offender was 18 to 29 years old; the chief of the juvenile division reviews all juvenile firearms cases; and a state attorney reviews all auto theft cases.

- **Objective 1: Track juvenile cases in which a firearm is used.**

Year 1: Objective met ✓

Year 2: Objective met ✓

Once criminal cases are referred to the appropriate court, juvenile or adult, tracking begins. Tracking all juvenile firearm cases allows the partnering members of the Youth Violence Prevention Committee to refer juvenile cases for appropriate and needed assistance programs. The long-term goal is to counter and reverse the pattern of criminal or violent behavior.

- **Objective 2: To provide local law enforcement a contact person in the OSA to deal with firearm charges.**

Year 1: Objective partially met ✓

Year 2: Objective met ✓

This objective facilitates officers' and investigators' understanding of the importance of comprehensive information reporting through proper channels. The ATF resident agent in charge and the co-chair of the VCTF partnered with local law enforcement agencies.

- **Objective 3: To successfully prosecute targeted individuals (firearms cases).**

Year 1: Objective partially met ✓

Year 2: Objective ongoing; partially met

A proactive enforcement approach is the main strategy; surveillance and information utilization is also used to achieve these goals. The chief of the COMBAT Division (in the OSA) reviews all firearms cases of 18 to 29 year olds. The chief also reviews LEWG activities. Year 3 data will include comparisons of the number of successful firearm prosecutions pre- and post-YVPP implementation.

Goal 3: To develop a plan to facilitate and support partnerships between gun dealers/suppliers and law enforcement agencies to better secure their firearms.

Year 1: Goal partially met ✓

Year 2: Goal met ✓

A plan was developed. Law enforcement targeted ten gun shows each year with participation from the ATF, the VCTF, and local law enforcement agencies. This goal is critical because a substantial number of violent crimes that involve firearms include weapons that have been stolen.

- **Objective 1: To collaborate with gun dealers on activities that may prevent the theft of guns.**

Year 1: Objective not met (on target to be met during the gun show in March 2008)

Year 2: Objective met ✓

Collaborative activities include those which have a minimal fiscal impact (low cost/impact) for gun dealers. Examples of activities are providing concrete barriers to stop "smash and grabs;" and pawn and gun shop re-education.

- **Objective 2: To facilitate the identification of subjects who may be gang affiliated or persons involved in criminal activities that involve purchasing weapons.**

Year 1: Objective *partially met* ✓

Year 2: Objective *met* ✓

Activities include collaborations at gun shows and tracking over-the-counter gun sales. Ten gun shows were targeted in 2008. The ATF, the VCTF, local law enforcement agencies, and the OSP collaborated to achieve this objective. Gun show activities resulted in two federal indictments.

- **Objective 3: To reduce the number of youths and violent persons gaining access to firearms.**

Year 1: Objective *not met* (to be accomplished through Objectives 1 and 2)

Year 2: Objective *not met*; (this will be evaluated during Year 3)

Goal 4: To reduce the number of gun crime incidents in Palm Beach County through stronger prosecutions and diligent investigations; To raise community awareness (including among potential offenders) regarding targeted efforts to increase the likelihood of arrest, prosecution, and punishment of gun-related crimes.

Year 1: Goal *not met*

Year 2: Goal *not met*; Reduction to be measured in Year 3

- **Objective 1: To establish a clear and concise protocol for handling gun crime evidence that includes input from each stakeholder group.**

Year 1: Objective *met* ✓

Year 2: Objective *met* ✓

Gun crime collection training protocols were developed and training sessions occurred in Year 2. Collaboration included the LEWG, local law enforcement agencies, the OSA, and the OSP.

- **Objective 2: To train officers who are likely to be first responders to gun crimes on techniques and strategies to build strong cases.**

Year 1: Objective met ✓

Year 2: Objective met ✓

Gun crime evidence collection training protocols were developed and training sessions were administered during Year 2.

- **Objective 3: To develop strategies within the OSP that fosters ownership and creates an investment in the in the prosecution of gun crime cases; Facilitate availability of resources and services to support this effort.**

Year 1: Objective initiated

Year 2: Objective met ✓

This goal was achieved as a result of the gang legislation targeting firearm crimes which was supported by the Attorney General's Office.

- **Objective 4: Publicize efforts within offenders' communities to educate resident youths to the consequences of violent crime.**

Year 1: Objective not met

Year 2: Objective met ✓

This objective was achieved using posters that publicize the successful prosecution and sentencing of offenders. Posters are displayed in public spaces such as bus stop benches.

- **Objective 5: Increase the number of law enforcement agencies who participate in the BrassTrax firearms shell casing entry training programs.**

Year 1: Objective met ✓

Year 2: Objective met ✓

Boynton Beach law enforcement used the bullet catcher to fire bullets from 11 firearms and entered ballistics on bullets from 49 firearms into BrassTrax. Riviera Beach law enforcement used the bullet catcher for 143 firearms. West Palm Beach law enforcement used the bullet catcher to secure bullets from 272 firearms, entered ballistics

from 227 firearms' bullets into BrassTrax, and successfully matched 21 firearms to crimes. The Palm Beach County Sheriff's Office increased utilization of BrassTrax and the National Integrative Ballistics Identification Network (NIBIN) and secured 81 matches from confiscated weapons (an increase from 2006 (n=6) and 2007 (n=8)).

Goal 5: To collaborate with and share information among agencies at the federal, state, and local levels.

Year 1: Goal met ✓

Year 2: Goal met ✓

Goal 6: To utilize such technology as the "license plate recognition" systems in areas where stolen vehicles are most likely to be located.

Year 1: Goal met ✓

Year 2: Goal met ✓

This goal is important because many youths begin their criminal careers with auto theft.

- **Objective 1: To increase the number of recovered stolen vehicles.**

Year 1: Objective not tracked

Year 2: Objective partially met ✓

Activities included revising and redistributing auto forms to agencies and towing companies and monthly activity tracking.

Objective 2: To increase the number of auto theft suspects identified and, as result, slow the movement of youth violence.

Year 1: Objective not met

Year 2: Objective not met

This objective will be evaluated in Year 3. Offenders who are charged with auto theft and diverted from the system will be tracked through diversion programs.

New Objective 3: To identify youthful offenders charged with auto theft and successfully diverted from the criminal justice system.

This is a new objective developed in Year 2 to be implemented in Year 3.

- ***Objective 4: To increase the number of arrests associated with the auto thefts and related crimes.***

Year 1: Objective not met

Year 2: Objective partially met ✓

This objective was partially met in Year 2 through the use of bait cars. A baseline (data) was established in Year 2 and the objective will be measured in Year 3.

Goal 7: (Previously Goal 2 under Courts): To divert youths from the juvenile justice system.

Year 1: Goal met ✓

Year 2: Goal met ✓

The Youth Services Bureau provides group and individual counseling for youths referred by target cities and the courts. Alternative sanction efforts were in place. Activities to achieve this goal overlap with activities to achieve the objectives under Goal 6.

Courts Goals and Objectives Unmet

The OSA and the OSP utilized additional resources to implement activities under the YVPP. Targeted activities included the development of new protocols for entering and tracking gang- and violence-related case data using the existing STAC system (case tracking system in the OSA). The identification of specific gang affiliation is a joint effort by law enforcement and the courts and includes manual identification by law enforcement and electronic tracking.

However, as previously stated in this report, limited resources prevented the implementation of some of the courts goals and objectives. The unmet goals and objectives are presented in the following section. These activities will be removed from the evaluation for Year 3.

Goal 1: To extend Youth Court within each targeted program site area.

- ***Objective 1: To provide Aggression Replacement Therapy, a specialized treatment program to stem violent behavior of young juvenile offenders.***

Activity has not been initiated.

Goal 2 was moved to the previous section (not being eliminated).

Goal 3: To reduce juvenile recidivism.

This goal was not met in Year 1 and the status is unknown in Year 2. Data is currently not available to assess this goal. Arrest data on YEC youths may be utilized to partially assess this goal but that is limited to a very small number of youths (as a percentage of the county). It is possible to include data on the number of juveniles in diversion programs (not known if this data will assess recidivism or merely diversion).

- ***Objective 1: To initiate judicial training on parent involvement within the judicial process; to provide a link between the courts and home, and to provide a support network for the juvenile justice involved youths.***

The Community Court is operated by the police department and, rather than be expanded, it may be discontinued. Parent involvement training could not be initiated. No progress has been recorded/made.

Law Enforcement and Courts: Services Provided

This section presents the level of services provided by the major law enforcement and courts stakeholder groups:

- LEWG
 - PBSO
 - Boynton Beach, Riviera Beach, and West Palm Beach Police Departments
 - ATF
 - OSA
 - OSP
- VCTF
- OSA
- OSP
- The COMBAT Unit (in the OSA)

The Law Enforcement Work Group

Key LEWG members—the Boynton Beach, Riviera Beach, and West Palm Beach Police Departments; the PBSO; the SAO; and the OSP—reported collaborative crime reduction activities each month. These agencies developed and administered training protocols for the use of special equipment, engaged in targeted saturation efforts, and other crime prevention activities. Agencies increased their utilization of these crime investigative tools/resources from Year 1. LEWG activities in Year 2 included:

- **Equipment utilized monthly:**
 - Bait vehicle deployments
 - License plate tag readers
 - Bullet catcher (426 firearms fired, reported by three police departments)
 - BrassTrax (321 firearms entered in sites; 561 firearms entered countywide reported by PBSO; PBSO matched 81 firearms)

Bullet catchers and BrassTrax are ballistic testing equipment that expedite the identification of gun shells and projectiles. Due to the increase in firearms-related

evidence submitted to the crime lab, the average turn around time for results on these NIBIN entry cases is approximately 10 months. The BrassTrax equipment allows local law enforcement to test fire evidence firearms and enter the images of the test-fired cartridge cases directly into the NIBIN database. This can significantly reduce the turn around time for analysis and results by days—in some instances it only takes hours.

- **Training: protocols developed and administered (through multi-agency efforts for all training initiatives)**
 - More than 100 trainings conducted on such topics as:
 - Gang Racketeer Influenced and Corrupt Organizations Act (RICO) investigations
 - Gang prosecution techniques
 - Firearm qualifications
 - Rifle training
 - DUI investigations
 - Use of force
 - Narcotics identification
 - Gang resistance
 - Gun collection
 - Gun evidence protocols
 - Street crimes
 - Crime Prevention through Environmental Design (CPTED) training
 - Police law program
 - Stop and Frisk training
 - First Gang Crisis seminar
 - Shot Spotter training
- **Initiatives/Patrols**
 - Bait vehicle deployment (at least 36)
 - Gang injunctions (at least 5 served)
 - Saturation patrols (DUI)

- Juvenile sweeps
- Operation Gang Busters
- Multi-agency gang RICO squad
- Armed robbery suppressions
- Burglary suppressions (at least 6 involving 3 to 8 officers)
- Robbery suppressions (at least 5 involving 4 to 8 officers)
- Auto theft notices (at least 630)
- Bicycle and trolley patrols (at least 10 involving 3 to 8 officers)
- Warrant pick-ups with PBSO, Lantana Police Department, and/or ATF (at least 8)
- Warrants issued (at least 8 issued for drugs)
- Special details/operations (at least 45 including saturation patrols, undercover stings, narcotics sweeps, truancy sweeps, prostitution operations, panhandling operations, drug seizures)
- Sex Offender Accountability Program (SOAP)
- **Community Outreach**
 - 266 community meetings and patrols
 - Citizens Police Academy
 - Gang Task Force public meeting
 - Police Explorers
 - YEC community program involvement
 - Community outreach and meetings
 - Contact with at-risk youths in the community

Boynton Beach Law Enforcement Activities (part of the LEWG)

Boynton Beach law enforcement has one full-time detective assigned to the VCTF and one full-time detective assigned to the multi-agency gang task force. Officers from Boynton Beach were involved in several patrols and initiatives including burglary suppression, bicycle patrols, robbery suppression, undercover stings, search warrants, inmate release checks, DUI saturation, prostitution operation, panhandling operation, trolley patrols, multi-agency narcotic sweeps, truancy sweeps, traffic calibration, traffic enforcement, sneak and peak warrants, Election Day operations, holiday deployment, and armored car surveillance.

Throughout Year 2, officers were provided a variety of training including department-wide firearm qualifications, Arrive Alive on Interstate 95, training with a Marine unit, field training office/school, law enforcement workgroup meetings, telestaff implementation training, police bicycle school training, rifle training, DUI investigation training, use of force training, narcotics identification training, gang resistance training, street crimes class, and JAM training.

Boynton Beach law enforcement was also involved in community outreach events such as the bicycle rodeo, Little League dedication, juvenile warrant pick-ups in conjunction with the Palm Beach Sheriff's Office, the Juvenile First Offender Program, a networking event for neighborhood leaders, the Citizens Police Academy, crime prevention meetings, ID Theft seminars in city hall, Cub Scouts tours of the police department, C.O.P meetings, Safety Expos, Career Day events, Explorer events, YMCA fair events, the Home Depot Expo Safety event, the Bible Church of God Health Fair, Shop with a Cop program, helping with the crime prevention website, public service announcements, installing crime watch signs, distributing residential and general security tips pamphlets, free distribution of 500 bags in a book bag give-away, providing outreach to the homeless, and securing vacant residences. Equipment utilized by Boynton Beach law enforcement included the bullet catcher and BrassTrax ballistic testing equipment, and the license plate identification/screening equipment.

Riviera Beach Law Enforcement Activities (part of the LEWG)

Riviera Beach has a full-time officer assigned to the YEC. The officer's involvement includes community outreach, attendance at neighborhood watch groups, participation at YEC program meetings, attendance at citizen police academy sessions and graduations, initiating contact with at-risk youths, visiting area schools to discuss the Youth Police Explorer Program, and attendance at special events. Equipment used by Riviera Beach police included bullet catcher ballistic testing equipment. Trainings included gun crime collection and evidence collection.

West Palm Beach Law Enforcement Activities (part of the LEWG)

West Palm Beach law enforcement has one full-time detective assigned to the VCTF, one full-time detective assigned to the Federal Bureau of Investigations Task Force, and one detective assigned to the federal Marshals Task Force. West Palm Beach law enforcement

utilized equipment such as the bullet catcher, BrassTrax, bait vehicles, and tag readers. During Year 2, 227 firearm entries were made using BrassTrax.

Vehicle tag readers were utilized by patrol units on a rotating basis in high crime areas and, by the end of Year 2, were permanently mounted on patrol vehicles for daily use. Bait vehicles were deployed two to five times per month. West Palm Beach law enforcement was involved in gun collection and evidence collection training. Additional initiatives included gang injunctions to serve gang members with court-issued restraining orders prohibiting them from participating in certain activities. The Gang Injunction Program included a full-time agent working with a crime analyst and a street-level enforcement team to reduce gang activity and related crime. Additionally, the SOAP was fully implemented with monthly checks of sex offenders by patrol officers (addresses and compliance with the FSS verified monthly). Auto-theft notice forms were also distributed each month.

The Office of Statewide Prosecution

Year 2 activities of the OSP included the release of the 18th Statewide Grand Jury's 1st Interim Report on Criminal Street Gangs in January 2008. This report includes findings and recommendations for successfully combating criminal street gangs. Additionally, a two-year-old open homicide case (unsolved), committed by members of the gang SUR 13, was solved and SUR 13 members were arrested and charged with racketeering. In April 2008, the statewide prosecutor assumed the prosecutorial responsibilities for all SUR 13 gang members in the county who had open cases. During May 2008, the legislature passed a comprehensive revision of section 874 F.S., (the gang statute) based on recommendations of the Grand Jury and the OSP. The revised gang statute provides law enforcement with the extra tools to more effectively combat the problem of youth gang violence. Furthermore, the OSP developed a racketeering search warrant for use in gang cases throughout the county. Florida Governor Charlie Crist signed the anti-gang legislation in June 2008.

The OSP was involved in providing a variety of training including an Advanced Gang Prosecutions class taught in Pensacola for FDLE in June 2008, a Gang RICO Investigations class to Broward County prosecutors in August 2008, and additional Gang RICO trainings to Orlando law enforcement, Palm Beach Gardens law enforcement, and prosecution investigators. An Anti-Gang Summit was convened in September 2008 and, in December 2008, the OSP was

involved in Gang RICO training, prosecutor training, law enforcement training, new gang investigations training, and three gang interviews.

The Violent Crimes Task Force

The VCTF was established to assist Palm Beach County law enforcement agencies in investigating and reducing violent crimes countywide. Members include the PBSO, the OSA, the OSP, the ATF, and local law enforcement agencies (Boynton Beach, Riviera Beach, and West Palm Beach Police Departments participate and submit monthly reports, Delray Beach does not), and the Florida Highway Patrol. The VCTF focuses on home invasion robberies, robberies resulting in serious injury, carjacking, non-domestic-related homicides, gang-related homicides, aggravated battery and/or related crimes, drive-by-shootings, as well as other cases that are deemed appropriate by the VCTF Executive Board. The VCTF Executive Board was established from representatives of participating agencies. When a crime meets the VCTF criteria, a law enforcement agency may request the assistance of the VCTF through the VCTF captain or the PBSO communications division supervisor. Once the necessary information is collected by the captain, contact is made with the on-call VCTF supervisor and squad to initiate activation. The VCTF crime scene unit is notified once a case has been activated. The unit provides crime scene assistance such as the collection of evidence.

Upon arrival on the crime scene, a detailed briefing occurs between the requesting agency and VCTF members; subsequently, the VCTF supervisor assigns a lead detective to investigate the case. The VCTF may utilize additional resources to assist their investigations; these include the PBSO Gang Unit, the Palm Beach County Auto Theft Task Force, the PBSO Robbery Unit, the PBSO Tactical Unit, and the PBSO Homicide Unit. These available resources generate the availability of an additional 80 personnel. In addition, a crime lab, the PBSO Incident Command Unit, and analysts are also available to assist with VCTF investigations.

All cases adopted by the VCTF are assigned a PBSO case number. VCTF members assigned from outside agencies are provided VCTF radio identification from the PBSO. An assistant state attorney is the designated chief prosecutor for all VCTF cases. Additional investigators and attorneys are available for support. Additionally, the ATF, the FBI, and the U.S. Marshals have committed personnel and resources to the VCTF

In this chapter, a number of tables follow this section. These tables present Year 2

activities for the main stakeholders of the law enforcement and courts component. Table 12 presents victim and case data for the VCTF cases that were tracked during Year 2. Table 13 presents the gang-related cases among the VCTF cases. Table 14 presents the monthly reporting of activities by the VCTF. Table 15 presents summary data for BrassTrax equipment usage. Tables 16, 17, and 18 present Year 2 activities for Boynton Beach, Riviera Beach, and West Palm Beach Police Departments as part of their LEWG involvement. Table 19 presents LEWG activities by the OSP, Table 20 presents LEWG activities by the OSA, and Table 21 presents prosecution of gang-related and violence-related cases by the COMBAT Unit.

VCTF case tracking data presented in Table 12 is the first of the series of law enforcement/courts tables presented in this section. This data includes information on 130 cases. Offense types are presented in seven categories including homicide (15 percent of cases) and other serious violent offenses (55 percent of cases). Robberies accounted for 10 percent and weapons offenses account for 9 percent. Drugs and property offenses accounted for a small percentage of cases, 1 percent and 2 percent respectively. Seventeen percent of the victims were relatively young—between 15 and 19 years of age. Twenty-five percent of the offenders were aged 20 to 24 years. The site with the highest frequency of offenses was Belle Glade (31%) and Belle Glade law enforcement (operated by PBSO) was the agency with the highest frequency of referrals (31%).

Table 13 provides data on VCTF cases indicating the number of cases that were gang-involved. Summary numbers include:

- 130 VCTF cases countywide
- 110 of the 130 VCTF cases were generated from the 10 program and control sites
 - Belle Glade:
40 VCTF cases (25 gang-related)
 - Boynton Beach:
1 VCTF case (1 gang-related)
 - Lake Worth:
12 VCTF cases (9 gang-related)
 - Riviera Beach:
16 VCTF cases (11 gang-related)

- West Palm Beach:
 - 22 VCTF cases (15 gang-related)

Table 21 presents prosecution data for the COMBAT Unit. This unit tracks the prosecution of gang-related and violence-related cases. Summary data includes:

- 1696 violence-related and gang-related cases being tracked by the OSA (note: If an offender has more than one case being prosecuted, that offender represents multiple cases and is counted multiple times. There are an estimated 400 plus multiple cases in this data set.)
- 3,327 total charges which included 2 percent for murder/manslaughter, 18 percent for robbery, 23 percent for other violent crimes, and 7 percent for burglary.
- 491 (15%) of the charges were weapons charges
- In 21 percent of the cases, a gun was used in the commission of the crime.
- In 19 percent of the cases, a weapon other than a gun was used in the commission of the crime.
- 777 or 46 percent of the cases involved offenders between the ages of 15 and 19 years
- 467 or 28 percent of the cases involved offenders between the ages of 20 and 24 years
- 715 (42%) of the dispositions were convictions (in December, when data was reported)
- Two prosecutors were funded through this program
- Developed and delivered training for law enforcement
- Participated in gang prevention trainings, other task forces, community meetings, and other activities

Table 12. VCTF Victim and Case Data 2008

| Race of Victim | | | Age of Victims | | |
|-----------------------|-----|-----|-------------------------------------|----|-----|
| | n | % | | n | % |
| White | 14 | 11% | <14 years | 2 | 2% |
| Black | 76 | 58% | 15-19 years | 22 | 17% |
| Hispanic | 27 | 21% | 20-24 years | 32 | 25% |
| Missing | 13 | 10% | 25-29 years | 13 | 10% |
| Gender of Victim | | | 30-34 years | 14 | 11% |
| Male | 101 | 78% | 35-39 years | 7 | 5% |
| Female | 16 | 12% | 40-49 years | 10 | 8% |
| Missing | 13 | 10% | 50-59 years | 4 | 3% |
| Types of Crimes | | | 60 or older | 4 | 3% |
| Homicide | 19 | 15% | Missing | 22 | 17% |
| Robbery | 13 | 10% | (percent total 101 due to rounding) | | |
| Other Serious Violent | 71 | 55% | Case Disposition | | |
| Weapons | 11 | 8% | Arrest | 49 | 38% |
| Drugs | 2 | 1% | Closed | 18 | 14% |
| Property | 3 | 2% | Pending | 5 | 4% |
| Other | 11 | 9% | Open | 58 | 45% |
| Location of Incident | | | Referring Agency / Jurisdiction | | |
| City | n | % | Agency / Jurisdiction | n | % |
| Belle Glade | 40 | 31% | Belle Glade | 40 | 31% |
| Boca Raton | 2 | <2% | Boca Raton | 2 | <2% |
| Boynton Beach | 1 | <1% | Boynton Beach | 1 | <1% |
| Canal Point | 1 | <1% | Lake Clarke Shores | 1 | <1% |
| Lake Clarke Shores | 1 | <2% | Lake Park | 1 | <1% |
| Lake Park | 2 | 2% | Lake Worth | 5 | 4% |
| Lake Worth | 12 | 9% | Lantana | 4 | 3% |
| Lantana | 6 | 5% | Mangonia Park | 1 | <1% |
| Mangonia Park | 1 | <1% | Pahokee | 15 | 12% |
| Pahokee | 15 | 12% | PBSO – Central | 17 | 13% |
| Palm Springs | 5 | 4% | PBSO – North | 10 | 8% |
| Riviera Beach | 18 | 14% | PBSO – Parks | 1 | <1% |
| Royal Palm Beach | 1 | 1% | PBSO – South | 2 | <2% |
| South Bay | 3 | 2% | PBSO – West | 1 | <1% |
| West Palm Beach | 22 | 17% | Palm Springs | 5 | 4% |
| | | | Riviera Beach | 18 | 14% |
| | | | Royal Palm Beach | 1 | <1% |
| | | | South Bay | 3 | 2% |
| | | | West Palm Beach | 2 | <2% |

Table 13. VCTF Cases - Gang Involvement

Program Sites and Control Sites

| Site | Gang Involved | Not Gang Involved | Total VCTF Cases |
|------------------------|----------------------|--------------------------|-------------------------|
| Belle Glade | 25 | 15 | 40 |
| Pahokee | 4 | 11 | 15 |
| | | | |
| Boynton Beach | 1 | 0 | 1 |
| Royal Palm | 0 | 1 | 1 |
| | | | |
| Lake Worth | 9 | 3 | 12 |
| Greenacres * | 0 | 0 | 0 |
| | | | |
| Riviera Beach | 11 | 5 | 16 |
| Mangonia Park | 0 | 1 | 1 |
| | | | |
| West Palm Beach | 15 | 7 | 22 |
| Lake Park | 0 | 2 | 2 |
| | | | |
| 10 Sites total | | | 110 |
| County total ** | | | 130 |

* Greenacres was not included in the data report, assume there were zero cases.

**Table 18 presents data for the YVPP program and control sites; there are VCTF cases in other cities reflected in the 130 case total.

Data submitted by the PBSO.

| Table 14. Violent Crimes Task Force Activities -- Year 2 (2008) | | | | |
|--|--|--|---|--|
| | January | February | March | April |
| Initiatives/ Patrols | VCTF Cases: Open Cases - 9 Arrests - 6 Cleared - 3 Countywide arrests - 52 | VCTF Cases: Open Cases - 5 Arrests - 2 Cleared - 2 Countywide arrests - 41 | VCTF Cases: Open Cases - 6 Arrests - 6 Cleared - 3 Countywide arrests - 19 | VCTF Cases: Open Cases - 4 Arrests - 3 Warrant - 1 Countywide arrests - 32 |
| Professional Development & Protocol Development | Auto theft notices status is pending | Auto theft notices status is pending | Auto theft notices status is pending | Auto theft notices status is pending |
| | May | June | July | August |
| Initiatives/ Patrols | VCTF Cases: Open Cases - 9 Arrests - 3 Cleared - 1 | VCTF Cases: Open Cases - 6 Arrests - 2 Cleared - 1 | VCTF Cases: Open Cases - 11 Arrests - 4 | VCTF Cases: Open Cases - 9 Arrests - 4 |
| Professional Development & Protocol Development | Auto theft notices status is pending | Auto theft notices status is pending | Auto theft notices status is pending | Auto theft notices status is pending |
| | September | October | November | December |
| Initiatives/ Patrols | VCTF Cases: Open Cases - 6 Arrests - 2 Pending - 2 | VCTF Cases: Open Cases - 1 Arrests - 5 | VCTF Cases: Open Cases - Arrests - Pending - * case dispositions not identified | VCTF Cases: Open Cases - 2 Arrests - 1 Closed - 2 |
| Professional Development & Protocol Development | Auto theft notices status is pending | Auto theft notices status is pending | Auto theft notices status is pending | Auto theft notices status is pending |

Table 15. BrassTrax Use in 2008

| BrassTrax 2008 Combined Totals Year to Date | | | | | | | | | | | | | |
|---|----------|----------|-----------|-----------|-----------|-----------|------------|-----------|-----------|-----------|-----------|-----------|------------|
| | Jan | Feb | Mar | Apr | May | Jun | Jul | Aug | Sep | Oct | Nov | Dec | Total |
| Boynton Beach | 0 | 0 | 0 | 9 | 15 | 0 | 24 | 10 | 4 | 0 | 0 | 0 | 62 |
| Delray Beach | 0 | 0 | 0 | 0 | 0 | 18 | 9 | 0 | 0 | 0 | 0 | 0 | 27 |
| Lake Worth | 0 | 0 | 0 | 0 | 0 | 0 | 2 | 4 | 0 | 0 | 0 | 0 | 6 |
| Palm Beach Gardens | 0 | 0 | 0 | 0 | 0 | 0 | 0 | 0 | 0 | 0 | 0 | 0 | 0 |
| Palm Springs | 0 | 0 | 0 | 0 | 0 | 0 | 0 | 0 | 0 | 0 | 0 | 0 | 0 |
| PBSO | 0 | 0 | 0 | 0 | 0 | 0 | 21 | 15 | 31 | 0 | 0 | 0 | 67 |
| Riviera Beach | 0 | 0 | 42 | 14 | 22 | 7 | 21 | 18 | 4 | 19 | 18 | 7 | 172 |
| West Palm Beach | 0 | 0 | 17 | 27 | 26 | 11 | 27 | 27 | 24 | 23 | 20 | 25 | 227 |
| Monthly Totals | 0 | 0 | 59 | 50 | 63 | 36 | 104 | 74 | 63 | 42 | 38 | 32 | 561 |
| Year To Date | | | | | | | | | | | | | 561 |

Note: Individual city totals on this spreadsheet may differ from the data reported to the evaluation team by the three individual police departments (Boynton Beach, Riviera Beach, and West Palm Beach. This data was reported by the PBSO representing use of equipment located at the PBSO. The data reported by the 3 law enforcement agencies representing 3 program sites was submitted monthly indicating the use of equipment at each site.

Table 16. Boynton Beach Law Enforcement Work Group Activities in 2008

| | January | February | March |
|--|---|--|---|
| Equipment Use | Bullet catcher - not utilized BrassTrax - no submissions | Bullet catcher - not utilized BrassTrax - no submissions | Bullet catcher - not utilized BrassTrax - no submissions |
| Professional & Protocol Development | | | Bicycle rodeo planned Crime prevention website - 120 signups |
| Initiative/Patrols | | Burglary suppression - 4 officers Bicycle patrols – 3 officers | Burglary suppression - 8 officers Bicycle patrols - 8 officers Robbery suppression - 8 officers Marijuana plants sized - 634 plants |
| Trainings | Compiled policy training bulletin Scheduled in-house line up training (in the line up room covering multiple topics) | Department-wide firearm qualifications - 153 officers Arrive alive on Interstate-95 - 8 officers, 6 community service officers | Training with Marine Unit - 5 officers Field Training Office school - 1 officer LEWG Meeting - 1 officer |
| Staff Resources | 1 detective assigned to the VCTF 1 detective assigned to the Multi-agency Task Force | 1 detective assigned to the VCTF 1 detective assigned to the Multi-agency Task Force | 1 detective assigned to the VCTF 1 detective assigned to the Multi-agency Task Force ICE operation - 4 officers |
| Community Outreach | | Distributed community concern cards - 2 sergeants and 6 officers Bicycle rodeo – 30 youths Little League dedication – 4 officers Juvenile warrant pick-ups with PBSO - 5 officers Juvenile First Offender – 6 meetings Assist ATB & Lantana PD with search warrant - 25 officers Citizens Police Academy – 57 students Crime prevention meetings – 5 meetings Convened identification theft seminar in city hall = 100 people attended | Kid card event - 300 kids Distributed community concern cards - 8 officers Juvenile warrant pick-ups with PBSO Jam - 8 officers Juvenile First Offender - 7 meetings Citizens Police Academy - 57 students Crime prevention meetings - 7 meetings Cub Scout tour of police department - 24 youths |

| Table 16. Boynton Beach Law Enforcement Work Group Activities in 2008 continued | | | |
|--|--|--|---|
| | April | May | June |
| Equipment Use | Bullet Catcher - not utilized BrassTrax - no submissions | Bullet Catcher - 1 casing BrassTrax - 15 entries | |
| Professional Development / Protocol | | Public service announcement - regarding distraction thefts - 2 officers | Crime watch signs installed Residential and generator security tips pamphlets |
| Initiative/Patrols | Burglary suppression - 4 officers Bicycle patrols - 8 officers Robbery suppression - 4 officers Undercover sting - 6 officers - lewd and lascivious arrests Search warrant - 2 - 17 lbs of marijuana seized | Burglary suppression - 4 officers Bicycle patrols - 7 officers Robbery suppression - 5 officers Inmate release checks - 2 Search warrant - 3 | Burglary suppression - 5 officers Bicycle patrols - 5 officers Robbery suppression - 3 officers DUI saturation - 20 officers Search warrant - 1 |
| Trainings | Telestaff implementation - 156 officers Police bicycle school - 5 officers | Rifle training - 40 officers Bicycle training - 7 officers | DUI Investigation Training - for all road patrol officers Rifle training - 40 officers |
| Staff Resources | 1 detective assigned to the VCTF 1 detective assigned to the Multi-agency Task Force DUI saturation patrol with PBSO - 37 officers Train safety awareness deployment - 13 officers and 6 community service officers | 1 detective assigned to the VCTF 1 detective assigned to the Multi-agency Task Force Jam checks with PBSO - 23 youths | 1 detective assigned to the VCTF 1 detective assigned to the Multi-agency Task Force Jam checks with PBSO - 23 kids Countywide juvenile warrant sweep - 8 officers |

| Table 16. Boynton Beach Law Enforcement Work Group Activities in 2008 continued | | | |
|--|--|---|---|
| | April | May | June |
| Community Outreach | Distributed out community concern cards - 8 officers Bicycle safety event - 75 kids Fire department fishing tournament - 5 officers Juvenile warrant pick-ups with PBSO Jam - 8 officers Juvenile First Offender - 2 meetings Citizens Police Academy - 57 students Crime prevention meetings - 4 meetings Tour of policed department - 23 youths | C.O.P. meetings - 4 meetings Safety Expo Juvenile warrant pick-ups with PBSO Jam Juvenile First Offender - 3 youths Citizens Police Academy - next scheduled for October Crime prevention meetings - 4 meetings Galaxy Career Day event - 10 officers K-9 bike/motor officers attended Explorer event - 15 youths Community Redevelopment Agency trolley patrol - 2 officers | C.O.P. meetings - 4 meetings Juvenile First Offender - 7 meetings Juvenile warrant pick-ups with PBSO Jam Juvenile First Offender - 4 youths Citizens Police academy - next scheduled for October Sexual offender checks Assist School Board Police Department with last day of school - 4 officers |

| Table 16. Boynton Beach Law Enforcement Work Group Activities in 2008 continued | | | |
|--|--|--|---|
| | July | August | September |
| New Equipment | | Ordered NDI license plate reader – to be installed in Oct | |
| Equipment Use | BrassTrax - 24 entries | Bullet catcher – 5 casings tested BrassTrax – 5 firearms tested | Bullet catcher – 5 casings tested BrassTrax – 5 firearms tested |
| Professional Development / Protocol Development | Crime prevention web-site Book bag give away - 500 backpacks | Homeless outreach and education - 5 officers Joint operation with code enforcement - 5 officers | Updated trespass agreements - 5 officers Joint operation with code enforcement - 5 officers |
| Initiative/Patrols | Burglary suppression - 3 officers Bicycle patrols - 3 officers Prostitution operation - 18 arrests | Burglary suppression – 8 officers Bicycle patrols - 3 officers Prostitution operation – 17 arrests Panhandling operation – 5 officers Trolley patrols – 5 officers | Armed robbery suppression - 8 officers Bicycle patrols – 3 officers Multi-agency narcotic sweep – 62 arrests Trolley patrols – 5 officers |
| Trainings | | Use of Force training – 70 officers | Narcotics identification – 5 officers |
| Staff Resources | 1 detective assigned to the Multi-agency Task Force Jam checks with PBSO - 50 youths | 1 detective assigned to the Multi-agency Task Force Jam checks with PBSO – 82 youths Juvenile First Offender – 4 youths | 1 detective assigned to the Multi-agency Task Force Juvenile First Offender – 4 youths |

| Table 16. Boynton Beach Law Enforcement Work Group Activities in 2008 continued | | | |
|--|--|--|---|
| | July | August | September |
| Community Outreach | C.O.P. meetings 1 meeting Juvenile First Offender meetings - 4 youths CRA fireworks display - 25 officers Crime prevention meetings - 5 meetings Citizens Police Academy - Oct start date Bible Church of God health fair - 7 officers Michael Rumph camp - 8 officers | C.O.P. meetings – 1 meeting JFO meetings – 7 meetings Crime Prevention Web site Home Depot Expo Safety event – 7 officers YMCA's Youth Fair Event – 50 kids National night out – 7 officers Crime prevention meetings – 5 meetings Citizens Police academy – 54 participants Coaches fingerprinted at Ezell Hester Center - 6 coaches | C.O.P. – 2 meetings Crime prevention meetings - 5 meetings Juvenile First Offender – 4 meetings Breakfast at Boynton Beach High School - 10 officers |

| Table 16. Boynton Beach Law Enforcement Work Group Activities in 2008 continued | | | |
|--|---|---|--|
| | October | November | December |
| New Equipment | | Ordered NDI license plate reader | NDI license plate reader installed 12/4/08 |
| Equipment Use | | | Combined DNA Index System (CODIS) hits - 2 License plate identifications/screenings - installed 12/15/08 (8,000 tags read) |
| Prof Dev / Protocol Dev | | Securing vacant residences with code - 5 officers | |
| Initiative/Patrols | Armed robbery suppression - 8 officers Bicycle patrols - 5 officers Trolley patrols - 5 officers Burglary suppression - 3 officers High visibility - 10 officers Truancy sweeps - 4 officers | Traffic calibration - entire department Traffic enforcement - 5 officers Sneak and Peak warrants - 14 officers Election day operations - 75 officers Burglary suppression - 15 officers Drug suppression - 15 officers | Holiday Deployment - 40 officers Armored car surveillance - 3 officers Operation with school board - 4 officers Robbery suppression - 7 officers Trolley initiative - 4 officers Bike patrol - 7 officers |
| Trainings | Firearms training - 15 officers Gang Resistance Education and Awareness training - 5 officers Street Crimes class - 15 officers | JAM training - 75 officers | |
| Staff Resources | 1 detective assigned to the Multi-agency Task Force Jam checks with PBSO - 4 officers and 23 youths Juvenile First Offender - 4 youths | 1 detective assigned to the Multi-agency Task Force | 1 detective assigned to the Multi-agency Task Force |

| Table 16. Boynton Beach Law Enforcement Work Group Activities in 2008 continued | | | |
|--|---|---|--|
| | October | November | December |
| Community Outreach | C.O.P. meetings – 2 meetings Crime prevention – 5 meetings Juvenile First Offender meetings – 4 youths Citizens Police Academy - 5 officers and 54 participants | C.O.P. meetings - 6 meetings Crime prevention - 4 meetings Juvenile First Offender - 7 meetings | CRA holiday parade - 40 officers CRA boat parade - 17 officers C.O.P. meetings - 7 meetings Crime prevention - 5 meetings Juvenile First Offender - 7 meetings Citizens Police Academy - 57 citizens Volunteer hours - 1,737 hours Shop with a cop - 96 youths Holiday brochures - 7,000 copies Kid card program – monthly Crime prevention web site - multiple hits |

Table 17. Riviera Beach Law Enforcement Work Group Activities in 2008

| | January | February | March |
|---------------------------|--|--|---|
| Equipment Use | Bullet Catcher - 9 shots fired | Bullet Catcher - 16 shots fired | Bullet Catcher - 16 shots fired |
| Initiative/Patrols | Special details (extra officers assigned in the area) – 54 Made contact with at-risk youths in assigned area (n = 50) | Special details (extra officers assigned in the area) – 44 Made contact with at-risk youths in assigned area (n = 50) | Special details (extra officers assigned in the area) – 66 Made contact with at-risk youths in assigned area (n = 60) 4 misdemeanor arrests for his area 5 police reports for his area |
| Trainings | | | |
| Staff Resources | YEC officer = 69 hours | YEC officer = 69 hours | YEC officer = 69 hours |
| Community Outreach | Attended 5 neighborhood watch groups Attended 4 YEC meetings | Attended 5 neighborhood watch groups Attended 4 YEC meetings | Attended 5 neighborhood watch groups Attended 4 YEC meetings |

| Table 17. Riviera Beach Law Enforcement Work Group Activities continued | | | |
|--|---|--|--|
| | April | May | June |
| Equipment Use | Bullet Catcher – 5 shots fired | Bullet Catcher – 8 shots fired | Bullet Catcher – 9 shots fired |
| Initiative/Patrols | Special details (extra officers assigned in the area) - 91 Made contact with at-risk youths in assigned area (n = 60) Officer recovered a hand gun 10 police reports filed Recovered illegal drugs 2 misdemeanor arrests | Special details (extra officers assigned in the area) – 44 Made contact with at-risk youths in assigned area (n = 250) 2 misdemeanor arrests 8 police reports | Special details (extra officers assigned in the area) - 53 Made contact with at-risk youths in the assigned area (n=150) 2 police reports filed 3 misdemeanor arrests |
| Trainings | Collection of crime guns/crime gun-related evidence training - 4/22/2008 | Collection of crime guns/crime gun-related evidence training - 5/13/08 | Collection of crime guns/crime gun-related evidence training - 6/17/08 |
| Staff Resources | YEC officer = 69 hours | | YEC officer = 69 hours |
| Community Outreach | Attended 5 neighborhood watch groups Attended 4 YEC meetings | Attended 5 neighborhood watch groups Attended 4 YEC meetings | Attended 5 neighborhood watch groups Attended 4 YEC meetings |

| Table 17. Riviera Beach Law Enforcement Work Group Activities continued | | | |
|--|---|---|--|
| | July | August | September |
| New Equipment | | | |
| Equipment Use | Bullet Catcher – 24 shots fired | Bullet Catcher – 11 shots fired | Bullet Catcher – 15 shots fired |
| Initiative/Patrols | Special details (extra officers assigned in the area) - 21 Made contact with at-risk youths in assigned area (n = 100) 5 reports filed 2 misdemeanor arrests | Special details (extra officers assigned in the area) - 16 Made contact with at-risk youths in assigned area (n = 100) 5 reports filed 2 misdemeanor arrests | Special details (extra officers assigned in the area) - 9 Made contact with at-risk youths in assigned area (n = 250) 8 reports filed 4 misdemeanor arrests |
| Trainings | Collection of crime guns/crime gun-related evidence training - July 15, 2008 | | |
| Staff Resources | YEC officer = 200 hours | YEC officer = 200 hours | YEC officer = 200 hours |
| Community Outreach | Attended 5 neighborhood watch groups Attended 4 YEC meetings | Attended 5 neighborhood watch groups Attended 4 YEC meetings | Attended 3 neighborhood watch groups Attended 4 YEC meetings |

| Table 17. Riviera Beach Law Enforcement Work Group Activities continued | | | |
|--|---|--|---|
| | October | November | December |
| Equipment Use | Bullet Catcher - 14 shots fired | Bullet Catcher - 11 shots fired | Bullet Catcher - 15 shots fired |
| Initiative/Patrols | Special details (extra officers assigned in the area) - 25 Made contact with at-risk youths in assigned area (n = 300) 8 reports filed 9 misdemeanor arrests | Special details (extra officers assigned in the area) - 30 Made contact with at-risk youths in assigned area (n=350) 15 reports filed 7 arrests | Special details (extra officers assigned in the area) - 90 Made contact with at-risk youths in assigned area (n=350) 11 reports filed 13 arrests |
| Staff Resources | YEC officer = 200 hours | YEC officer = 200 hours | YEC officer = 200 hours |
| Community Outreach | Attended 3 neighborhood watch groups Attended 4 YEC meetings | Attended 2 neighborhood watch groups Attended 4 YEC meetings | Attended 5 neighborhood watch groups Attended 4 YEC meetings |

Table 18. West Palm Beach Law Enforcement Work Group Activities in 2008

| | January | February | March |
|--|--|--|---|
| Equipment Use | Bullet Catchers – 20 firearms fired BrassTrax – training scheduled for Feb. Bait vehicle - deployed 5 times, with 1 theft – 4 juveniles arrested 2 tag readers utilized by patrol units | Bullet Catchers - 25 firearms test fired BrassTrax - equipment installed - training of 6 users completed; entries began Bait vehicle - deployed 4 times with no thefts 2 tag readers utilized by patrol units on a rotating basis in high crime areas | Bullet Catchers – 17 firearms test fired BrassTrax – 17 firearms entered Bait vehicle – 5 vehicles deployed 2 tag readers utilized by patrol units on a rotating basis in high crime areas |
| Professional Development / Protocol Development | Collection of crime guns & related crime guns evidence protocol 1 2 classes taught | Collection of crime guns and related crime guns evidence protocol – classes ongoing Auto theft notices – form approved and in use | Collection of crime guns & related crime guns evidence protocol – classes ongoing |
| Initiative/Patrols | Gang injunction – “44 Live” gang targeted | Gang injunction – “44 live” members served SOAP – full implementation of program involving monthly checks of sex offenders by patrol officers | Gang injunction - "44 live" members served SOAP - full implementation of program involving monthly checks of sex offenders by patrol officers Auto theft notices - 82 forms distributed |
| Staff Resources | 1 detective assigned to VCTF 1 detective assigned to FBI Task Force | 1 detective assigned to VCTF 1 detective assigned to FBI Task Force | 1 detective assigned to VCTF 1 detective assigned to FBI Task Force |
| Prisoner Re-Entry | Funding tabled until 2008 | Funding not available | Funding not available |
| Issues | Auto theft notices - form revised and sent to print | | |

Table 18. West Palm Beach Law Enforcement Work Group Activities in 2008 continued

| | April | May | June |
|--|---|--|--|
| Equipment Use | Bullet Catchers - 27 firearms test fired Brass Trax - 27 firearms entered - Riviera Beach and Boynton Beach also utilizing equipment Entries to date: 99 Bait vehicle - 5 vehicles deployed with 1 arrest 2 tag readers utilized | Bullet Catchers - 26 firearms test fired Brass Trax - 26 firearms entered and 70 entries to date for West Palm Beach Bait vehicle - 2 vehicles deployed with no arrests 2 tag readers utilized - 6 deployments, no stolen auto hits | Bullet Catchers - 11 firearms test fired Brass Trax - 11 firearms entered and 81 entries to date for West palm Beach Bait vehicle - 3 vehicles deployed with no arrests 2 tag readers utilized - 4 deployments, no stolen auto hits |
| Professional Development Protocol Development | Collection of crime guns and related crime guns evidence protocol; classes ongoing | Collection of crime guns and related crime guns evidence protocol classes ongoing | |
| Initiative/Patrols | Gang injunction - "44 live" members served SOAP - 25 offenders checked addresses and compliance with FSS verified Auto theft notices - 94 forms distributed | Gang injunction - "44 live" members served SOAP - 30 offenders checked addresses and compliance with FSS verified Auto theft notices - 94 forms distributed | SOAP - 60 offenders checked addresses and compliance with FSS verified Auto theft notices - 73 forms distributed |
| Staff Resources | 1 detective assigned to VCTF 1 detective assigned to FBI Task Force | 1 detective assigned to VCTF 1 detective assigned to FBI Task Force | 1 detective assigned to VCTF 1 detective assigned to FBI Task Force |
| Prisoner Re-Entry | Funding not available | Funding not available | Funding not available |

| Table 18. West Palm Beach Law Enforcement Work Group Activities in 2008 continued | | | |
|--|--|--|---|
| | July | August | September |
| Equipment Use | Bullet Catchers - 27 firearms fired BrassTrax - 27 firearms entered with 108 entries 6 hits to date Bait vehicle - 4 vehicles deployed with no arrests 2 tag readers utilized; 4 deployments, no stolen auto hits | Bullet Catchers - 27 firearms fired BrassTrax - 27 firearms entered with 135 entries 7 hits; 13 hits to date Bait vehicle - 3 vehicles deployed with no arrests 2 tag readers utilized; 8 deployments (including gun show), no stolen auto hits | Bullet Catchers - 23 firearms fired BrassTrax - 23 firearms entered with 158 entries 8 hits; 21 hits to date Bait Vehicle - 4 vehicles deployed - 1 arrest for auto burglary 2 tag readers utilized; 6 deployments (including gun show), no stolen auto hits |
| Initiative/Patrols | SOAP - 110 offenders checked addresses and compliance with FSS verified Auto theft notices - 88 forms distributed | SOAP- 130 offenders checked addresses and compliance with FSS verified Auto theft notices - 107 forms distributed | SOAP - 135 offenders checked addresses and compliance with FSS verified Auto theft notices - 92 forms distributed |
| Staff Resources | 1 detective assigned to VCTF 1 detective assigned to FBI Task Force 1 detective assigned to U.S. Marshals Task Force | 1 detective assigned to VCTF 1 detective assigned to FBI Task Force 1 detective assigned to U.S Marshals Task Force | 1 detective assigned to VCTF 1 detective assigned to FBI Task Force 1 detective assigned to U.S. Marshals Task Force |
| Prisoner Re-Entry | Funding not available | Funding not available | Funding not available |

| Table 18. West Palm Beach Law Enforcement Work Group Activities in 2008 continued | | | |
|--|---|---|--|
| | October | November | December |
| Equipment Use | Bullet Catchers - 21 firearms test fired BrassTrax - 21 firearms entered; 171 entries to date Bait vehicle - 3 vehicles deployed with no thefts or arrests 2 tag readers utilized - 8 deployed (including gun show) no stolen auto hits | Bullet Catchers - 23 firearms test fired BrassTrax - 23 firearms entered; 202 entries to date Bait vehicle - 4 vehicles deployed with no thefts or arrests 2 tag readers utilized; tag readers now permanently mounted on vehicles for daily use | Bullet Catchers - 25 firearms test fired BrassTrax - 25 firearms entered; 227 entries to date Bait vehicle - 4 vehicles deployed with no thefts or arrests; one activation being investigated 2 tag readers utilized - tag readers now permanently mounted on vehicles for daily use |
| Initiative/Patrols | SOAP - 130 offenders checked addresses and compliance with FSS verified Auto theft notices - 88 forms distributed | SOAP – 125 offenders checked addresses and compliance with FSS verified Gang injunction - 2 documented gangs Auto theft notices - 75 forms distributed | SOAP – 125 offenders checked addresses and compliance FSS verified Gang injunction - 2 documented gangs Auto theft notices - 88 forms distributed |
| Staff Resources | 1 detective assigned to VCTF 1 detective assigned to FBI Task Force 1 detective assigned to U.S. Marshals Task Force | 1 detective assigned to VCTF 1 detective assigned to FBI Task Force 1 detective assigned to U.S. Marshals Task Force | 1 detective assigned to VCTF 1 detective assigned to FBI Task Force 1 detective assigned to U.S. Marshals Task Force |
| Prisoner Re-Entry | Funding not available | Funding not available | Funding not available |

Table 19. Office Statewide Prosecution – Law Enforcement Work Group Activities in 2008

| January | February | March |
|---|--|--|
| Released the 18th Statewide Grand Jury's 1 st Interim Report on criminal street gangs Report included findings and recommendations on how to combat criminal street gangs | | Solved a 2-year-old open homicide that was committed by members of the SUR 13 gang (same age group as the YVPP targeted age group) |
| April | May | June |
| Arrested 3 Palm Beach county SUR 13 gang members and charged them with racketeering OSA assumed prosecutorial responsibilities for all SUR 13 gang members with open cases | The Legislature passed a comprehensive revision of s. 874, F.S. (the gang statute) based on based on recommendations of the Grand Jury and the OSP OSP developed a racketeering search warrant for gang cases | Statewide prosecutor taught an advanced gang prosecutions class in Pensacola for FDLE June 24, 2008 Gov. Crist signed the anti-gang legislation Continued to indict and prosecute gang members through the statewide grand jury |
| July | August | September |
| | Taught a Gang RICO investigations class for Broward County prosecutors: 6 prosecutors and 10 law enforcement officers attended (delivered on August 27, 2008) | Gang RICO Training - 9/4/2008 4 hrs Orlando law enforcement full course Palm Beach prosecutor's brief introduction (1 hours) Search warrants, RICO, Continued Criminal Enterprises (CCE) (9/10/08) 4 hours Palm Beach Gardens Anti-gang summit (9/29/08) YVPP meeting with CJC 4 hours Gang RICO 2 hours |
| October | November | December |
| | | 2 trainings in gang RICO prosecution investigations 1 prosecutor training 1 law enforcement 2 new gang investigations 3 gang member interviews |

Table 20. Office of the State Attorney - Law Enforcement Work Group Activities in 2008

| | January | February | March | April |
|------------------------------|--|---|---|--|
| Initiatives / Patrols | <p>New cases: Gang cases: 65 filed YVP cases: 55</p> <p>WPB: 53 RB: 24</p> | <p>New cases: Gang cases: 35 filed YVP cases: 77 (12 WPB, 8 RB)</p> <p>WPB: 77 filed (12 YVP) 17 not filed RB: 20 filed (8 YVP) 1 not filed</p> | <p>New cases: Gang cases: 30 filed YVP cases: 80 (8 WPB, 3 RB)</p> <p>WPB: 51 filed (8 YVP) 6 not filed RB: 13 filed (3 YVP) 2 not filed</p> | <p>New cases: Gang cases: 25 filed (4 WPB) YVP: 71 (7 WPB, 5 RB)</p> <p>WPB: 39 filed (8 YVP) 3 not filed RB: 24 filed (3 YVP) 3 not filed</p> |
| Trainings | <p>Provided by assistant state attorney for Riviera Beach Police Department</p> | <p>Provided by assistant state attorney for Riviera Beach Police Department</p> | <p>Provided by assistant state attorney for Riviera Beach Police Department March 4, 11, 18 & 25, 2008</p> <p>Provided by assistant state attorney for Delray Beach Police Department March 6, 13, 20, 27, 2008</p> | <p>Provided by assistant state attorney for Riviera Beach Police Department April 2, 9, 16, 23 & 30, 2008</p> <p>Provided by assistant state attorney for Delray Beach Police Department April 4, 11, 18, 25, 2008</p> |

* YVP = youth violence prevention cases (tracked by state attorney along with gang-related cases)
 WPB = West Palm Beach
 RB = Riviera Beach

Table 20. Office of the State Attorney - Law Enforcement Work Group Activities in 2008 continued

| | May | June | July | August |
|---------------------------------|---|---|--|--|
| Initiatives/ Patrols | <p>New cases: Gang cases: 40 filed YVP cases: 116 (14 WPB, 9 RB)</p> <p>WPB: 68 filed (14 YVP) 10 not filed RB: 19 filed (9 YVP) 8 not filed</p> | <p>New cases: Gang cases: 39 filed YVP cases: 145 (9 WPB, 5 RB)</p> <p>WPB: 65 filed (9 YVP) 10 not filed RB: 24 filed (5 YVP) 5 not filed</p> | <p>New cases: Gang cases: 43 filed YVP cases: 118</p> <p>RB: 35 filed (4 YVP) 6 not filed WPB: 44 filed (1 YVP) 7 not filed</p> | <p>New cases: Gang cases: 35 filed YVP cases: 91</p> <p>RB: 45 filed (9 YVP) 7 not filed WPB: 58 filed (5 YVP) 8 not filed</p> |
| Trainings | <p>Provided by assistant state attorney for Riviera Beach Police Department May 6, 13, 20, 27, 2008</p> <p>Provided by assistant state attorney for Delray Beach Police Department May 1, 8, 15, 23, 30, 2008</p> | <p>Provided by assistant state attorney for Riviera Beach Police Department June 3, 10, 17, 24 2008</p> <p>Provided by assistant state attorney for Delray Beach Police Department June 5, 12, 19, 26, 2008</p> | <p>Provided by assistant state attorney for Riviera Beach Police Department July 8, 15, 22 and 29th</p> <p>Provided by assistant state attorney for Delray Beach Police Department July 3, 10, 17, 24 and 31st</p> | <p>Provided by assistant state attorney for Riviera Beach Police Department August 5, 12, 19 and 26th</p> <p>Provided by assistant state attorney for Delray Beach Police Department August 7, 14, 21 and 28</p> |

* YVP = youth violence prevention cases (tracked by state attorney along with gang-related cases)

WPB = West Palm Beach

RB = Riviera Beach

Table 20. Office of the State Attorney - Law Enforcement Work Group Activities in 2008 continued

| | September | October | November | December |
|---------------------------------|---|--|---|---|
| Initiatives/ Patrols | <p>New cases: Gang cases: 22 filed YVP cases: 77</p> <p>RB: 47 filed (3 YVP) 7 not filed WPB: 64 filed (8 YVP) 11 Not Filed</p> | <p>* October report submitted, no additional numbers provided for this month</p> | <p>New cases: Gang cases: 21 filed YVP: 90 filed</p> <p>WPB: 89 filed (6 gang, 12 YVP); and 9 not filed</p> | <p>New cases: Gang cases: 24 filed YVP cases: 93 filed</p> <p>RB: 40 filed (1 Gang, 0 YVP); and 2 not filed WPB: 52 filed (5 gang, 3 YVP); and 8 not filed</p> |
| Trainings | <p>Provided by assistant state attorney for Riviera Beach Police Department September 2, 9, 16, 23 & 30</p> <p>Provided by assistant state attorney for Delray Beach Police Department September 4, 11, 18 and 25</p> | | <p>Provided by assistant state attorney for Delray Beach Police Department November 6, 13, and 20, 2008</p> | <p>Provided by assistant state attorney for Riviera Beach Police Department December 2, 9, 16, 23, 30</p> <p>Provided by assistant state attorney for Delray Beach Police Department December 4, 11, and 18, 2008</p> |

* YVP = youth violence prevention cases (tracked by state attorney along with gang-related cases)

WPB = West Palm Beach

RB = Riviera Beach

Table 21. COMBAT Unit Case Data (Violence-related and Gang-related cases) 2008

| Race | | | Age of Offender | | |
|--|------|-----|---|-------------|-------------|
| | n | % | | n | % |
| White | 674 | 40% | <14 years | 116 | 7% |
| Black | 1019 | 60% | 15-19 years | 777 | 46% |
| Missing/unknown | 3 | <1% | 20-24 years | 467 | 28% |
| Gender | | | 25-29 years | | |
| Male | 1558 | 92% | 30-34 years | 48 | 3% |
| Female | 138 | 8% | 35-39 years | 9 | <1% |
| Case Disposition* | | | 40-49 years | | |
| Conviction | 715 | 42% | 50-59 years | 7 | <1% |
| Not Guilty / Dismissed | 248 | 15% | Total | 1696 | 100% |
| Pending | 732 | 43% | | | |
| Other | 1 | <1% | | | |
| Number of Offenders Charged with Each Offense Category** | | | Total Number of Charges by Offense Category | | |
| Offense Type | n | % | Offense Type | n | % |
| Murder/Manslaughter | 42 | 2% | Murder/Manslaughter | 76 | 2% |
| Sexual/Rape | 42 | 2% | Sexual/Rape | 60 | 2% |
| Robbery | 553 | 21% | Robbery | 609 | 18% |
| Other Violent | 556 | 22% | Other Violent | 754 | 23% |
| Weapons | 338 | 13% | Weapons | 491 | 15% |
| Burglary | 198 | 8% | Burglary | 219 | 7% |
| Drugs | 230 | 9% | Drugs | 337 | 10% |
| Other Property | 238 | 9% | Other Property | 301 | 9% |
| Other | 379 | 15% | Other | 480 | 14% |
| | | *** | Total Number of Charges | 3327 | 100% |

Note: Analysis removed duplicate cases by matching case numbers of disposition codes of “DFDUP” when possible. There were 456 youth violence cases and 217 gang cases that had a disposition code of DFDUP.

* Two categories of case disposition that are included the category of “pending;” these are consolidated filings (n=10) and direct file cases (n=241).

** This is *not* an unduplicated count. An offender may have charges in more than one offense category.

Law Enforcement and Courts: Outcomes

Gang Threat Assessment Survey

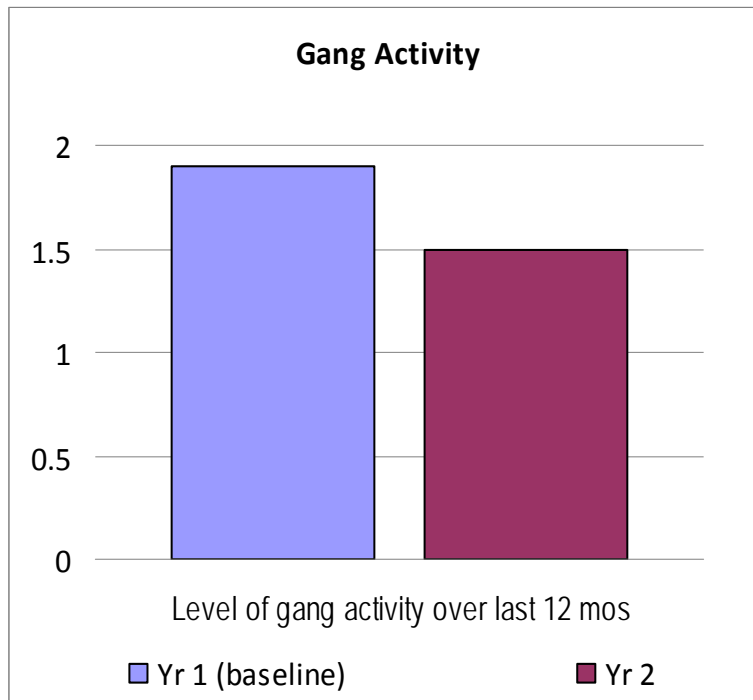
VCTF members from all participating law enforcement agencies completed a National Institute of Justice Gang Threat Assessment Survey. This survey was completed at the beginning of Year 1 as a baseline, at end of Year 1, and at the end of Year 2. The survey addresses perceptions of crime and gang problems and includes questions relating to law enforcement perceptions of the level of crime and gang activity across jurisdictions in Palm Beach County. Most survey items asked law enforcement to rate gang activity in the commission of violent and drug-related crimes as high, moderate, low, or none reflecting a range of scores from 0 to 3.

Pre-test surveys identified gang member involvement as highest among the crimes of drug sales and shootings. Year 2 findings are summarized:

- There was no change in the rating of perceived overall gang crime problem (Year 1 - Year 2).
- There was a significant decrease in the number of active gangs reported in Year 2.
- There was a slight increase in the number of gang members for the same time period.

This discrepancy (i.e., a perceived reduction in the number of gangs but a perceived increase in the number of gang members) may reflect actual changes in gang activity across jurisdictions or differing perceptions by VCTF members active in Year 2 as compared to Year 1. Figure 6 presents the change in level of gang involvement across Palm Beach County as reported by members of VCTF representing jurisdictions across Palm Beach County.

Figure 6. Perceptions of Gang Activity in the County - Ratings by VCTF Members



Scale: Ratings range from 0 (indicating no gang activity) to 3.0 (indicating high level of gang involvement).

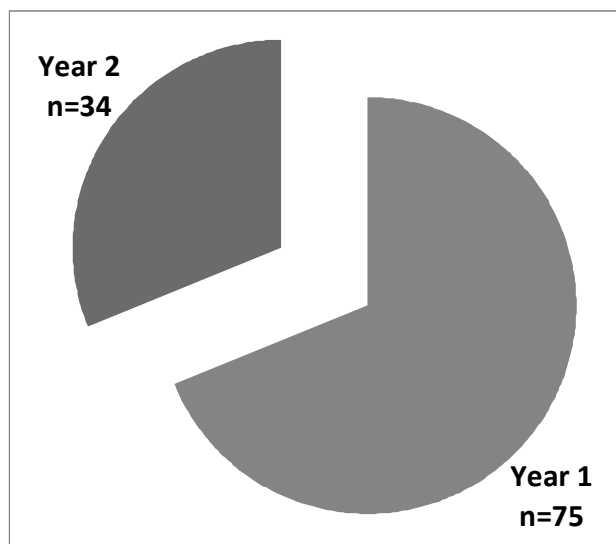
Additionally, VCTF members identified effective strategies used to combat gang crime across two years of implementation. Effective strategies included:

- Violent gang crime strategies (during Years 1 and 2):
 - Pro-active policing
 - VCTF collaborative efforts
- Throughout the past 12 months (Year 2), the most effective strategies were:
 - Saturation patrols
 - RICO (OSA and OSP)
- In addition to the aforementioned strategies, the post-survey results include community outreach and intervention programming as effective strategies.

The OSA completed a pre/post FDLE survey as part of this evaluation. The survey was completed by the chief of the COMBAT Unit in Year 1 as a baseline, at the end of Year 1, and at the end of Year 2. Summary results include:

- Implementation (and continuation of) tracking gang member involvement in violent crime prosecutions through the STAC system was reported as an important tool in implementation.
- In Year 2, the use of RICO (by the OSP) and Chapter 874, F.S., for penalty enhancements by the OSA were reported as important tools in successful prosecution. Prior to the YVPP, these tools were not utilized.
- In Year 1, baseline year, respondent reported the gang problem as “getting worse”; in Year 2, it was reported as “staying about the same.”
- Effective strategies identified:
 - Vertical prosecutions
 - Organized and collaborative approach to gang violence
 - Training specific to criminal gang activity/prosecution

Figure 7. Number of Reported Gang Cases Filed with the State Attorney’s COMBAT Unit



Results from the FDLE survey are compared to state-level reports from other state attorney offices in counties throughout Florida. Survey results for Palm Beach's OSA were compared to aggregated 2006 survey results (pre-test survey) for state attorney offices throughout Florida. Results indicate that Palm Beach County reported a 50 percent increase in gang-related prosecutions in the year prior to the implementation of the YVPP (2006) while the rest of the state reported an increase of approximately 7 percent. In Year 2, the number of gang-related prosecutions reported by the Palm Beach County OSA revealed a decrease of 54.7 percent.

CHAPTER VI

Findings: Corrections

One of the five sites implemented the corrections component (JSC) of the YVPP. The Riviera Beach JSC was operational in 2007 and 2008. Belle Glade, Boynton Beach, and Lake Worth are target sites to plan and establish new JSCs. West Palm Beach, a target site, has an existing JSC that was operational prior to the YVPP. West Palm Beach's plan is to expand the services of the existing JSC. However, the evaluation team has not received an indication of the expansion and monthly data reporting has not been initiated. This chapter presents the goals and objectives and services delivered through the Riviera Beach JSC.

Corrections: Goals and Objectives

Goal 1: To complete a “needs assessment” of clients to determine the focus for services.

Year 1: Goal met ✓

Year 2: Goal met ✓

The JSC utilizes an intake process for individuals seeking services. This process identifies the needs of the individuals.

Goal 2: To develop partnerships with community and county agencies and service providers for referral purposes.

Year 1: Goal met ✓

Year 2: Goal met ✓

The JSC has developed partnerships or is collaborating with:

1. Workforce Alliance for employment training (vo-tech training program)
2. Palm Beach Community College for employment skill development (job coach/developer program)
3. PalmTran (provides bus vouchers)
4. Palm Beach County Public Defender's Office (provides the life skills program “Peer Support Group”)
5. The Executive Office of Clemency

6. West Palm Beach Work Release Program
7. The Mayor's Office (job fairs)
8. Department of Corrections
9. Prison Reintegrative Industries and Diversified Enterprises, Inc. (PRIDE)
10. Palm Beach County's Civil Drug Court
11. American Civil Liberties Union (ALCU)

Goal Three: To contract with specific service providers for on-site delivery of services

Year 1: Goal met ✓

Year 2: Goal met ✓

JSC employment services are provided by Workforce Alliance, Palm Beach Community College, and the Public Defender's Office. The contract with the community college was not renewed by the city in October but was renewed subsequently. However, monthly reporting indicates the reduction in employment services provided as a result.

Corrections: Services Delivered

The JSC *target population* includes youths and young adults between the ages of 14 through 29 who are re-entering the community from a correctional setting or are on probation. Programming efforts have included the development of partnerships, contracted providers, and service agencies that assist clients with employment, substance use, mental health issues, legal issues, life skills, probation sanction assistance, and re-entry assistance.

The Riviera Beach JSC served 767 adults in 2008 (up from 105 in 2007). Clients ranged in age from 17 to 72 years; the age range was expanded due to the demand for services. Services included: intake processing, re-entry (assistance with civil rights restoration, driver's license, banking, etc.), and employment assistance. The JSC provided 1,237 sessions of services in 2008.

Table 22 presents the activities and services delivered during Year 2. Table 23 presents the number of sessions provided by the JSC. Sessions are reported at the individual level; for example, an individual may complete 20 sessions for one program.

Table 22. Corrections (JSC) Activities in 2008

| 2008 Riviera Beach: Number of Clients Served, Hours of Programming, and Number of Programs | | | | | | | | | | | | |
|---|------------|------------|--------------|--------------|------------|-------------|-------------|------------|------------|------------|------------|------------|
| | Jan | Feb | March | April | May | June | July | Aug | Sep | Oct | Nov | Dec |
| Intake | 33 | 12 | 9 | 6 | 42 | 30 | 28 | 21 | 5 | 15 | 4 | 7 |
| Clients | 33 | 12 | 9 | 6 | 42 | 30 | 28 | 21 | 5 | 15 | 4 | 7 |
| # hours | 16.5 | 6 | 4.5 | 3 | 128 | 128 | 128 | 128 | 128 | 128 | 128 | 128 |
| Employment | 33 | 27 | 96 | 116 | 229 | 327 | 64 | 154 | 84 | 24 | 4 | 54 |
| Job Coach/Developer | | | | 13 | 34 | 54 | 8 | 13 | 13 | * | * | * |
| # hours | | | | 32 | 32 | 32 | 64 | 64 | 128 | * | * | * |
| Employment Readiness Orientation | | | | 18 | 27 | 16 | 7 | 5 | 24 | 24 | 4 | 6 |
| # hours | | | | 1.5 | 4 | 4 | 3 | 3 | 6 | 6 | 1.5 | 1.5 |
| Vo-Tech Training | | | 40 | | | | | | | | | |
| # hours | | | 8 | | | | | | | | | |
| Mayor's Mini Job Fair | 32 | 22 | 29 | 33 | 15 | | | | | | | |
| # hours | 2 | 2 | 8 | 2 | 8 | | | | | | | |
| Employer Contacts/Calls for Job Leads | | | 21 | 22 | 45 | 15 | 18 | 15 | 8 | | | 12 |
| # hours | | | - | - | 32 | 32 | 64 | 64 | 128 | | | - |
| Employment Counseling | | 5 | 6 | 15 | 34 | 57 | | 73 | | | | |
| # hours | | 10 | 10 | - | - | - | | - | | | | |
| Interviewing Skills | | | | 15 | 34 | 57 | 8 | 13 | 13 | | | 7 |
| Job Search Techniques | | | | | 34 | 57 | 8 | 13 | 13 | | | 7 |
| Job Search Support | | | | | | 56 | 7 | 13 | 13 | | | 7 |
| Job Placements ** | 1 | | | | 6 | 8 | 8 | 9 | | | 14 | 15 |
| Other | | | | | | 7 | | | | | | |
| # of Employment programs | 2 | 2 | 4 | 6 | 8 | 9 | 8 | 8 | 6 | 1 | 2 | 6 |

| 2008 Riviera Beach: Number of Clients Served, Hours of Programming, and Number of Programs | | | | | | | | | | | | |
|---|------------|------------|--------------|--------------|------------|-------------|-------------|------------|------------|------------|------------|------------|
| | Jan | Feb | March | April | May | June | July | Aug | Sep | Oct | Nov | Dec |
| Reentry Assistance | 25 | 23 | 16 | 12 | 37 | 37 | 53 | 60 | 72 | 83 | 30 | 13 |
| Legal | 6 | 9 | 5 | 9 | 5 | 18 | 14 | 24 | 35 | 22 | 11 | 5 |
| # hours | 3 | 2.5 | 2.5 | 2 | - | 128 | 128 | 128 | 128 | 128 | 128 | 128 |
| Other | 11 | 8 | 10 | 1 | 7 | 5 | 4 | 3 | 1 | 3 | 1 | 4 |
| # hours | 2.5 | 3.5 | 5 | .5 | - | 128 | 128 | 128 | 128 | 128 | 128 | 128 |
| Transportation (Bus vouchers) | 8 | 6 | 1 | 2 | 25 | 14 | 35 | 33 | 36 | 58 | 18 | .4 |
| # hours | 4 | 3 | 1 | 1 | - | 128 | 16 | 16 | 16 | 16 | 16 | 16 |
| # of Reentry programs | 3 | 3 | 3 | 3 | 3 | 3 | 3 | 3 | 3 | 3 | 3 | 3 |
| Referrals | 1 | 0 | 0 | | | 6 | 2 | 4 | 2 | | 1 | |
| Referrals for services | 1 | | | | | 2 | 1 | | | | | |
| Referrals to JSC | | | | | | 4 | 1 | 4 | 2 | | 1 | |
| Life Skills | 0 | 0 | 0 | | | | | 9 | 13 | 28 | 28 | 30 |
| Peer Support Group | | | | | | | | 9 | 13 | 28 | 28 | 30 |
| # hours | | | | | | | | 4 | 4 | 4 | 1 | 1 |
| # of Life Skills programs | 0 | 0 | 0 | 0 | 0 | 0 | 0 | 1 | 1 | 1 | 1 | 1 |

* In October, the City Council did not renew the contract with PB Community College to continue the Job Coach/Developer program. The JSC is waiting for the matter to be taken up again by the council and approved.

** Job placements is a cumulative count

Table 23. Corrections: Justice Service Center

| 2008 Riviera Beach: Number of Sessions Delivered to Clients | | | | | | | | | | | | | |
|--|--------------|------------|------------|--------------|--------------|------------|-------------|-------------|------------|------------|------------|------------|------------|
| | Total | Jan | Feb | March | April | May | June | July | Aug | Sep | Oct | Nov | Dec |
| Intake | 159 | | | | | | | | | | | | |
| Clients | | 7 | | | 4 | 33 | 34 | 33 | 21 | 5 | 16 | 4 | 2 |
| Employment | 376 | | | | | | | | | | | | |
| Job Coach/Developer | | | | | 15 | 37 | 60 | 14 | 11 | 13 | | | 7 |
| Employment Readiness Orientation | | | | | 18 | | 16 | 8 | 5 | 24 | 25 | 4 | 6 |
| Mayor's Mini Job Fair | | 32 | 22 | 29 | | 15 | | | | | | | |
| Employment Counseling | | | 6 | 9 | | | | | | | | | |
| Reentry Assistance | 491 | | | | | | | | | | | | |
| Legal | | 3 | 1 | | 4 | 7 | 19 | 14 | 25 | 38 | 22 | 11 | 5 |
| Other (driver's license) | | 13 | 8 | 2 | 2 | | 8 | 9 | 3 | 37 | 6 | | 4 |
| Transportation (Bus vouchers) | | 8 | 7 | 9 | 1 | 29 | 15 | 36 | 34 | | 59 | 19 | 34 |
| Life Skills | 211 | | | | | | | | | | | | |
| Peer Support Group | | | | | | | | | 9 | 19 | 56 | 60 | 67 |
| Total | 1237 | | | | | | | | | | | | |

Note: Many of the JSC's services do not require "sessions" to be reported. The JSC provides referrals and assistance above and beyond the number of "sessions" reported.

Figure 8. Riviera Beach Justice Service Center – Services Provided

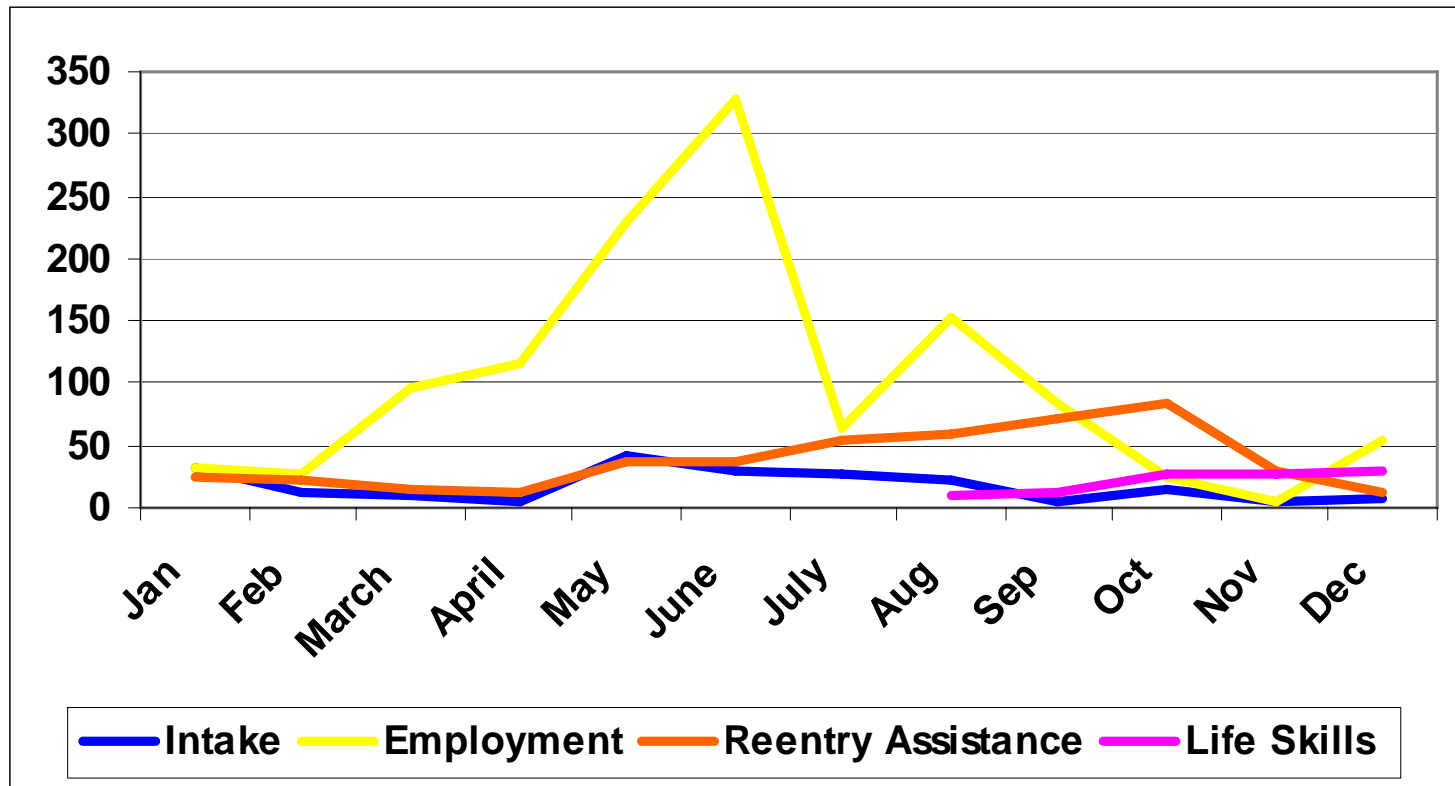


Figure 8 presents the level of services provided by the JSC by type of service (intake, employment, reentry assistance, and life skills).

JSC Services Delivered continued:

Other notables (referrals):

- January, referral made for adult education center
- June, 4 referrals from PRIDE
- July, 1 referral for substance abuse assessment; 1 referral from PRIDE
- August, 2 referrals from the Department of Corrections to JSC, 2 referrals from PRIDE to JSC
- December, 1 referral from the Civil Drug Court

Collaborations/Partnerships

- Mayor's Office for the Mayor's Mini Job Fair (monthly participation)
- Workforce Alliance: constructional trade (provider for vo-tech training in March)
- Palm Beach County Community College partnership for job coach/developer program/sessions
- ACLU to participate in a restoration of civil rights workshop (200 participants, 4 hrs, in May)
- PRIDE Integrated Services (refers clients to JSC)
- WPB Work Release
- PBC Public Defender's Office, (provider for life skills program: Peer Support Group)
- Department of Corrections
- Executive Office of Clemency
- Civil Drug Court

Special Events

- How to Find a Job in a Limited Job Market workshop (3 attended) (in July)
- West Palm Beach work release presentation (23 attended, 2 hours) (in July)
- Re-entry coordinator and job coach/developer attended DOC Community Resource Fair (10am-4pm) (in December)
- Attended Riviera Beach Weed and Seed meeting (in December)

Services

Employment Assistance:

- Vo-tech training provided by Workforce Alliance
- Job coach/developer program provided by Palm Beach County Community College
- Job search support includes assistance with developing resumes

Reentry Assistance:

- **Legal:** Includes assistance with restoration of civil rights, public defender assistance, child support assistance, sealing and expunging records
- **Other:** Includes assistance with obtaining driver's license, identification, birth certificate, social security card
- **Bus Vouchers:** Includes a partnership with PalmTran to provide bus vouchers to clients (monthly passes)

The Riviera Beach JSC delivered 1,237 sessions to 767 individuals during 2008. The average length of involvement with the JSC was approximately two months. However, many of the JSC's clients sought referrals and job leads which did require an extended period of involvement and did not contribute to the number of sessions.

CHAPTER VII

Criminal Justice Commission Oversight

The CJC has primary oversight responsibility for the implementation and operation of the YVPP. Oversight activities as reported by the CJC do not include the specific number of contacts or details related to assistance provided to program sites. The Year 2 YVPP oversight activities reported by the CJC included:

- On September 9, an inter-local agreement extending the 2007–08 funding and adding an additional \$300,000 was executed by the BCC. CJC worked with Belle Glade city administrators to secure a site for the YEC.
- CJC staff worked with cities to develop Interlocal Agreements for Year 3 funding. These agreements were approved by the BCC on September 23, 2008. Each city's funding level was reduced by 10 percent due to budget restrictions.
- The CJC and the BCC approved the purchase of an extended warranty for the BrassTrax system.
- The CJC and the BCC approved budgets and budget revisions.
- CJC staff assisted in collecting monthly reports from the YECs, the JSC, the PBSO, the SAO, and the SPO.
- CJC staff conducted marketing and community outreach for the YVPP (bus tails, bus stop posters, TV commercials, brochures, presentations, and newsletters).
- CJC staff hosted regular coordinating meetings to share and disseminate information.
- CJC staff explored potential partners and providers for programs.
- CJC staff assisted sites in addressing service or programming gaps.

- CJC staff coordinated the youth leadership group (STYLE).
- CJC staff coordinated LEWG meetings and law enforcement trainings.
- The CJC purchased new equipment to be used by the PBSO and law enforcement agencies through the LEWG
- CJC staff convened and staffed steering committees.
- CJC staff provided technical assistance as needed.

CHAPTER VIII

Outcomes: Crime Reduction

Arrest histories were examined for youths who participated in the YECs and the JSC during Years 1 and 2 (2007 and 2008). Individual-level data was submitted FDLE to match with the agency's computerized criminal history data. Results indicate the number of individuals who had arrest histories prior to becoming involved with the YEC or JSC or subsequent to their involvement with the programs.

Arrest Histories: Youths in the YECs

- 93 percent of the 950 youths served in 2007 and 2008 in the YECs had **no arrest histories**.
 - Therefore, for the majority of the youths served in the YECs, this program may be serving as a *prevention strategy* to reduce the likelihood of the onset of criminal behavior.
- 67 individual youths had arrest histories representing *at least* one arrest **prior** to their involvement with the YECs or **subsequent** to the onset of their involvement with the YEC (arrest could be before, during, or after).
 - Of those 67, 28 youths had arrest histories prior to becoming involved in the YECs, but experienced **no further arrests** subsequent to their involvement in the YEC.
 - Therefore, for those 28 youths (42% of the 67), this program may be serving as an *intervention strategy* to divert them from further criminal behavior.
- 39 youths had arrests after they became involved in the YECs (either during or subsequent to their participation or both, and may include an arrest before as well). It is possible that the YECs did not serve as an effective *prevention or intervention strategy* for these youths.

- Number of youths with arrest histories by site:
 - Boynton Beach: 18
 - Lake Worth: 3
 - Riviera Beach: 32
 - West Palm Beach: 14

- 68 youths represented approximately 2,858 arrest charges (this number reflects arrest charges only – not charges for which youths were prosecuted or convicted).
 - 32% of the charges are for justice violations and other offenses (considered technical or less serious in nature)
 - Felonies: 45% Misdemeanors: 42% Unknown: 12%
 - Violent: 35% Nonviolent: 65% (burglary included as nonviolent)

Arrest Histories: Individuals in the JSCs

The JSC was designed to serve individuals who are re-entering the community from a correctional setting or on probation. It was expected that this population would have a high percentage of individuals with arrest histories. However, 482 of the 872 individuals served in 2007 and 2008 were matched with FDLE arrest histories (55%); this leaves 390 clients served who did not appear to have arrest histories. It is possible that dates of birth or the spelling of names may have prevented some matches with the FDLE criminal history data. Also, the JSC participated in several job fairs sponsored by the Mayor's Office in which large groups attended. It is also likely that a portion of the clients attending these job fairs were not re-entering the community from a correctional and, therefore, did not have an arrest history. The clients who did have arrest histories and participated in JSC programming and services appear to have a lower recidivism rate than the national or state average. According to a national report issued by the U.S. Department of Justice, Bureau of Justice Statistics (2002), the national recidivism rates are:

- Within 3 years, 67.5% of offenders released in 1994 were rearrested for a new offense
- Within 3 years, 46.9 percent of offenders released in 1994 were reconvicted for a new crime
- Within 3 years, 25.4 percent of offenders released in 1994 were resentenced to prison for

a new crime

Regarding the clients served by the Riviera Beach JSC, of the 482 with arrest histories, 357 or 74 percent experienced *no further arrests*; therefore, 26 percent recidivated.

Crime-related “Calls for Service” to Law Enforcement

The PBSO or the police departments reported crime data for the neighborhoods that surround the four YECs. When it was available, agencies reported the number of calls for service for 2006, 2007, and 2008 for the area constituting a quarter-mile-radius around each YEC. Riviera Beach's YEC relocated multiple times; therefore, the surrounding neighborhood changed throughout the time period. Therefore, the Riviera Beach Police Department reported data for three geographic boundaries: one-quarter mile, one-half mile, and for the city. Some agencies were not able to report data for all three years due to issues with the data system. Table 24 presents the calls for service for Boynton Beach, Lake Worth, Riviera Beach, and West Palm Beach. Table 25 presents Riviera Beach's calls for service for multiple boundaries. Due to the fact that the same data is not available for each site, comparisons across sites are not recommended. However, this data provides an overview of the trend with crime reporting within each site.

Table 24: Crime Data for a ¼ Mile Radius Around the YECs
Crime-related calls to law enforcement for service by site for 2006 through 2008 (when available)

| | Homicide | Forc Sex Off | Robbery | Agg Assault | Burglary | Auto Burglary | Larceny | Auto Theft | Arson | Total Calls for Service |
|------------------------|---------------|--------------|--------------|--------------|--------------|---------------|--------------|--------------|-------------|-------------------------|
| Boynton Beach | | | | | | | | | | |
| 2007 | 1 | 0 | 7 | 35 | 33 | NL | 73 | 2 | NL | 3196 |
| 2008 | 1 | 0 | 12 | 19 | 31 | NL | 59 | 15 | NL | 3108 |
| % chg | 0% | 0% | 71% | (46%) | (6%) | | (19%) | 650% | | (3%) |
| Lake Worth | | | | | | | | | | |
| ^a 2008 | 0 | 3 | 13 | 20 | 10 | 1 | 10 | 8 | 0 | NL |
| Riviera Beach | | | | | | | | | | |
| ^b 2006 | 0 | 0 | 3 | 7 | 23 | NL | 25 | 9 | 1 | NL |
| 2007 | 1 | 1 | 11 | 44 | 44 | NL | 107 | 28 | 0 | NL |
| 2008 | 0 | 0 | 11 | 34 | 49 | NL | 118 | 23 | 1 | NL |
| % chg | 0% | 0% | 73% | 79% | 53% | | 372% | 61% | 0% | |
| West Palm Beach | | | | | | | | | | |
| 2006 | 2 | 0 | 46 | 19 | 47 | 23 | 71 | 29 | 0 | 3126 |
| 2007 | 0 | 1 | 31 | 15 | 41 | 25 | 61 | 19 | 0 | 3760 |
| 2008 | 0 | 3 | 32 | 18 | 42 | 18 | 43 | 9 | 1 | 3835 |
| % chg | (200%) | 300% | (30%) | (5%) | (11%) | (22%) | (39%) | (69%) | 100% | |

NL = data was not listed / not included in report

a = LW data is for January 1, 2008 through September 30, 2008 only.

b = RB LE believes that the 2006 data levels may be low due to data entry issues

% change is the percent change from the first year listed through 2008

Data provided by police departments and the PBSO

Table 25: Riviera Beach Calls for Service

| | 2006 | | | 2007 | | | 2008 | | |
|------------------------------|-----------|------------|-------------|------------|------------|-------------|------------|------------|-------------|
| | ¼ m | ½ m | City | ¼ m | ½ m | City | ¼ m | ½ m | City |
| Homicide | 0 | 0 | 10 | 1 | 1 | 13 | 0 | 2 | 12 |
| Forcible Sex Offenses | 0 | 1 | 16 | 1 | 4 | 15 | 0 | 0 | 9 |
| Robbery | 3 | 8 | 256 | 11 | 39 | 201 | 11 | 64 | 149 |
| Aggravated Assaults | 7 | 25 | 623 | 44 | 144 | 554 | 34 | 194 | 879 |
| Burglary | 23 | 64 | 1073 | 44 | 134 | 773 | 49 | 194 | 879 |
| Larceny | 25 | 59 | 1590 | 107 | 316 | 1367 | 118 | 397 | 1350 |
| Auto Theft | 9 | 26 | 486 | 28 | 88 | 356 | 23 | 69 | 302 |
| Arson | 1 | 1 | 20 | 0 | 0 | 5 | 1 | 2 | 8 |
| Total | 68 | 184 | 4074 | 236 | 726 | 3284 | 236 | 922 | 3588 |

The Riviera Beach YEC experienced several moves during 2007 and 2008. Therefore, the Riviera Beach Police Department provided crime data for a broader perimeter.

Outcomes: Uniform Crime Report – Crimes Reported to Law Enforcement

This section discusses the potential impact that the YVPP may have had on the four program sites (cities) as well as Palm Beach County as a whole. UCR data for each program site and the corresponding control site is presented for *comparison purposes only*. The UCR data that is presented reflects crimes reported to law enforcement rather than number of arrests or arrest rates. Criminological literature supports the use of crimes reported to law enforcement as a more accurate measure of actual criminal activity in a community. The measure of crimes reported to law enforcement is also utilized in the methodology to examine the possible broader economic impact of the YVPP. This data is presented for comparison purposes only—specific causation or correlation may not be inferred in this analysis. The scope and scale of this evaluation is limited; it would be difficult, if not impossible, to control for the broad spectrum of services, activities, media impacts, natural fluctuations, economic impacts, and other possible sources that may have an impact on the level of crime in each city and the county. Some of the targeted cities, for instance Riviera Beach, West Palm Beach, and Belle Glade have had federal Weed and Seed initiatives in place which would likely impact the level of crime. The CJC tracks some of the crime prevention activities in communities throughout the county and there are gang prevention initiatives and other targeted prevention efforts underway. Therefore, the UCR crime data offers an examination of the overall rate change for total crime and violent crime in the program and control sites. In addition, Table 29 provides the 2008 UCR data for the State of Florida and other large counties in Florida to offer a broader context for this comparison. From this data, it is apparent that, in addition to Palm Beach County, the state as a whole and other large counties experienced a general decline in crime rate in 2008.

As mentioned in Chapter I, when reviewing tables that present the UCR data for program and control sites, it is important to note that the Palm Beach County Sheriff's Office (PBSO) assumed control over several police department agencies in the last three or four years. Six of the eight agencies taken over by the PBSO are program or control sites for this project:

- Belle Glade (program site) July 12, 2006
- Lake Park (control site) October 1, 2001
- Lake Worth (program site) October 1, 2008

- Mangonia Park (control site) February 1, 2007
- Pahokee (control site) February 12, 2006
- Royal Palm (control site) October 1, 2006

When examining this historical or trend data, there are some sharp increases or decreases that appear from one year to the next. These fluctuations—both increases and decreases—may, in part or in full, be attributed to differences in data collection and reporting as a result of a shift in oversight.

UCR Data: Program and Control Sites

Tables 26, 27, and 28 present UCR data for the program and control sites. Table 26 simplifies the presentation of data by including the year before the YVPP was implemented through Year 2 of implementation (2006 through 2008) with percent change from the previous year. This table includes total crime and violent crime rates. Tables 27 and 28 present eight years of UCR data to reveal trends across the sites. Table 27 presents the comparison of total crime rates for all sites from 2000 through 2008 (also with percent change from the previous year). Table 28 presents the comparison of violent crime rates for all sites from 2000 through 2008 (also with percent change from previous year.). Finally, Table 29 presents UCR data for the State of Florida and several large counties (Palm Beach, Miami-Dade, Broward, Duval, Hillsborough, and Orange counties).

- Rate change in **Total Crime Rate** between 2007 and 2008:
 - Four program sites fared better than the matched control sites in the rate change for total crime:
 - Lake Worth, Riviera Beach, West Palm Beach, and Belle Glade experienced greater reductions than the rate reductions in their respective control sites.
 - Boynton Beach experienced a slight increase; however, the control site experienced a greater increase.

- Rate change in **Violent Crime Rate** between 2007 and 2008:
 - Three of the program sites fared better than the matched control sites in the rate change for violent crime; all program sites experienced decreases in rates of violent crime:
 - Lake Worth, Riviera Beach, and West Palm Beach experienced decreases in violent crimes; two of the three control sites experienced less significant decreases and one control site had a significant increase in violent crime.
 - Boynton Beach experienced a decrease; however, the control site had a greater decrease.
 - Belle Glade experienced a significant decrease in violent crime while the control site experienced a greater decrease in violent crime.

Table 26: UCR Crimes Reported to Law Enforcement 2006 through 2008

| Rate and % change | Boynton Beach | Royal Palm | Lake Worth | Green-acres | Riviera Beach | Mangonia Park | West Palm Beach | Lake Park | Belle Glade | Pahokee |
|---------------------------|----------------------|-------------------|-------------------|--------------------|----------------------|----------------------|------------------------|------------------|--------------------|----------------|
| 2007 Total Crime | 6442.2 | 4211.6 | 8049.9 | 4912.0 | 9512.6 | 15027.4 | 8007.2 | 10127.3 | 10964.1 | 6744.9 |
| % change | 6.1% | 36.6% | -16.7% | -0.3% | -21.6% | -17.8% | 1.3% | 25.2% | 85.6% | -11.3% |
| 2007 Violent Crime | 1091.6 | 502.1 | 1500.9 | 725.7 | 2271.5 | 2701.6 | 1102.1 | 1317.1 | 2757.1 | 2114.5 |
| % change | 10.9% | 75.1% | -17.7% | -30.6% | -16.0% | -29.3% | 1.0% | 48.2% | 128.3% | -3.7% |
| 2008 Total Crime | 6536.6 | 4707.4 | 7550.7 | 4731.5 | 9066.9 | 15024.7 | 6571.3 | 11764.7 | 10367.0 | 7588.2 |
| % change | 1.5% | 11.8% | -6.2% | -3.7% | -4.7% | 0.0% | -17.9% | 16.2% | -5.4% | 12.5% |
| 2008 Violent Crime | 1063.4 | 462.5 | 1440.4 | 722.0 | 1866.3 | 3238.9 | 932.8 | 1262.1 | 2421.1 | 1763.2 |
| % change | -2.6% | -7.9% | -4.0% | -0.5% | -17.8% | 19.9% | -15.4% | -4.2% | -12.2% | -16.6% |

**Table 27: UCR Total Crimes Reported to Law Enforcement - Rates per 100,000 & Annual Percent Change
YVPP Program Sites and Control Sites 2000 through 2008**

| Year | Boynton Beach: Program | Royal Palm: Control | Lake Worth: Program | Greenacres: Control | Riviera Beach: Program | Mangonia Park: Control | West Palm Beach: Program | Lake Park: Control | Belle Glade: Program | Pahokee: Control |
|------|------------------------|---------------------|---------------------|---------------------|------------------------|------------------------|--------------------------|--------------------|----------------------|------------------|
| 2000 | 8264.8 | n/a | 8604.4 | 5698.4 | 16095.6 | 45440.4 | 13880.1 | 8898.1 | 12129.3 | 5664.2 |
| 2001 | 8203.4 | 5628.3 | 8879.0 | 5861.6 | 10947.5 | 44083.7 | 11608.3 | 8247.3 | 8579.1 | 3965.5 |
| | -0.7% | n/a | 3.2% | 2.9% | -32.0% | -3.0% | -16.4% | -7.3% | -29.3% | -30.0% |
| 2002 | 8396.6 | 5688.0 | 9701.9 | 6069.7 | 14309.7 | 22671.8 | 12301.3 | 9891.0 | 13188.5 | 6071.1 |
| | 2.4% | 1.1% | 9.3% | 3.6% | 30.7% | -48.6% | 6.0% | 19.9% | 53.7% | 53.1% |
| 2003 | 8606.2 | 6765.4 | 9575.6 | 5896.3 | 12766.2 | 25149.7 | 10889.4 | 11167.0 | 13495.0 | 6362.4 |
| | 2.5% | 18.9% | -1.3% | -2.9% | -10.8% | 10.9% | -11.5% | 12.9% | 2.3% | 4.8% |
| 2004 | 7690.8 | 5358.7 | 9695.3 | 5214.0 | 9575.9 | 20047.6 | 9586.7 | 9269.6 | 11199.5 | 6762.8 |
| | -10.6% | -20.8% | 1.2% | -11.6% | -25.0% | -20.3% | -12.0% | -17.0% | -17.0% | 6.3% |
| 2005 | 5952.7 | 4241.9 | 10052.7 | 4451.6 | 10692.9 | 18480.4 | 8310.7 | 10293.0 | 11651.3 | 4874.9 |
| | -22.6% | -20.8% | 3.7% | -14.6% | 11.7% | -7.8% | -13.3% | 11.0% | 4.0% | -27.9% |
| 2006 | 6071.2 | 3082.3 | 9667.1 | 4928.5 | 12128.8 | 18274.9 | 7904.0 | 8087.3 | 5907.4 | 7602.4 |
| | 2.0% | -27.3% | -3.8% | 10.7% | 13.4% | -1.1% | -4.9% | -21.4% | -49.3% | 55.9% |
| 2007 | 6442.2 | 4211.6 | 8049.9 | 4912.0 | 9512.6 | 15027.4 | 8007.2 | 10127.3 | 10964.1 | 6744.9 |
| | 6.1% | 36.6% | -16.7% | -0.3% | -21.6% | -17.8% | 1.3% | 25.2% | 85.6% | -11.3% |
| 2008 | 6536.6 | 4707.4 | 7550.7 | 4731.5 | 9066.9 | 15024.7 | 6571.3 | 11764.7 | 10367.0 | 7588.2 |
| | 1.5% | 11.8% | -6.2% | -3.7% | -4.7% | 0.0% | -17.9% | 16.2% | -5.4% | 12.5% |

n/a - Data was not available due to non-reporting

**Table 28: UCR Total Violent Crimes Reported to Law Enforcement - Rates per 100,000 & Annual Percent Change
YVPP Program Sites and Control Sites 2000 through 2008**

| Year | Boynton Beach: Program | Royal Palm: Control | Lake Worth: Program | Greenacres: Control | Riviera Beach: Program | Mangonia Park: Control | West Palm Beach: Program | Lake Park: Control | Belle Glade: Program | Pahokee: Control |
|------|------------------------|---------------------|---------------------|---------------------|------------------------|------------------------|--------------------------|--------------------|----------------------|------------------|
| 2000 | 829.6 | n/a | 1130.0 | 493.3 | 1944.2 | 5533.9 | 1473.8 | 493.1 | 2301.1 | 1119.5 |
| 2001 | 912.4 | 498.4 | 1144.5 | 446.2 | 1841.7 | 6493.5 | 1331.0 | 791.5 | 2243.9 | 763.2 |
| | 10.0% | n/a | 1.3% | -9.5% | -5.3% | 17.3% | -9.7% | 60.5% | -2.5% | -31.8% |
| 2002 | 948.3 | 382.1 | 1385.6 | 633.5 | 1748.0 | 3015.3 | 1380.6 | 1067.1 | 3409.8 | 1234.0 |
| | 3.9% | -23.3% | 21.1% | 42.0% | -5.1% | -53.6% | 3.7% | 34.8% | 52.0% | 61.7% |
| 2003 | 1049.6 | 485.1 | 1413.6 | 779.7 | 2037.0 | 5389.2 | 1279.7 | 1234.4 | 3096.7 | 1586.5 |
| | 10.7% | 26.9% | 2.0% | 23.1% | 16.5% | 78.7% | -7.3% | 15.7% | -9.2% | 28.6% |
| 2004 | 1042.8 | 311.0 | 1425.2 | 920.3 | 1667.9 | 4049.2 | 1262.9 | 966.5 | 2601.0 | 1378.2 |
| | -0.7% | -35.9% | 0.8% | 18.0% | -18.1% | -24.9% | -1.3% | -21.7% | -16.0% | -13.1% |
| 2005 | 757.6 | 288.2 | 1498.3 | 818.7 | 1969.0 | 4194.7 | 1207.6 | 1108.3 | 2487.7 | 748.8 |
| | -27.3% | -7.3% | 5.1% | -11.0% | 18.1% | 3.6% | -4.4% | 14.7% | -4.4% | -45.7% |
| 2006 | 984.0 | 286.8 | 1823.6 | 1046.2 | 2702.9 | 3820.4 | 1090.9 | 888.8 | 1207.5 | 2196.6 |
| | 29.9% | -0.5% | 21.7% | 27.8% | 37.3% | -8.9% | -9.7% | -19.8% | -51.5% | 193.4% |
| 2007 | 1091.6 | 502.1 | 1500.9 | 725.7 | 2271.5 | 2701.6 | 1102.1 | 1317.1 | 2757.1 | 2114.5 |
| | 10.9% | 75.1% | -17.7% | -30.6% | -16.0% | -29.3% | 1.0% | 48.2% | 128.3% | -3.7% |
| 2008 | 1063.4 | 462.5 | 1440.4 | 722.0 | 1866.3 | 3238.9 | 932.8 | 1262.1 | 2421.1 | 1763.2 |
| | -2.6% | -7.9% | -4.0% | -0.5% | -17.8% | 19.9% | -15.4% | -4.2% | -12.2% | -16.6% |

n/a - Data was not available due to non-reporting

**Table 29: Total and Violent Crime Rates - 2007 - 2008
Crimes Reported to Law Enforcement Per 100,000 Residents**

| Region | Year | Total Crime Rate | Violent Crime Rate |
|---------------------|----------------|-------------------------|---------------------------|
| Florida | 2007 | 4694.7 | 705.5 |
| | 2008 | 4699.8 | 670.3 |
| | Percent Change | 0.1% | -5.0% |
| Palm Beach | 2007 | 5033.1 | 722.0 |
| | 2008 | 4853.9 | 668.8 |
| | Percent Change | -3.6% | -7.4% |
| Broward | 2007 | 4521.2 | 616.9 |
| | 2008 | 4685.5 | 604.9 |
| | Percent Change | 3.6% | -1.9% |
| Miami-Dade | 2007 | 6297.0 | 964.1 |
| | 2008 | 6178.7 | 888.3 |
| | Percent Change | -1.9% | -7.9% |
| Duval | 2007 | 6413.2 | 955.6 |
| | 2008 | 6435.7 | 926.9 |
| | Percent Change | 0.4% | -3.0% |
| Hillsborough | 2007 | 4915.7 | 739.6 |
| | 2008 | 4694.3 | 693.4 |
| | Percent Change | -4.5% | -6.2% |
| Orange | 2007 | 6397.9 | 1119.7 |
| | 2008 | 6514.5 | 1066.7 |
| | Percent Change | 1.8% | -4.7% |

CHAPTER IX

Outcomes: Economic

Criminal justice evaluations of existing or new program initiatives implemented at the local, state, or federal level of government involves determining whether they result in a cost savings to taxpayers. Following documented increases in violent crimes, especially among youths and with the use of firearms, Palm Beach County invested a significant amount of financial resources to reduce violent crime. Related to the question of violence reduction is the need to quantify the potential economic impact of the violence reduction efforts. It must be noted that crime is complex with multiple causes and associated responses. Therefore, any new program initiative designed to combat violent crime requires a reasonable amount of time to have a meaningful and substantial impact on reducing violent crime. Clearly, dramatic changes should not be expected early in the implementation of such programs.

The potential cost savings associated with a young person remaining drug-free and crime-free have been estimated in criminological research (Cohen, 1998). Cohen estimates this cost to be \$2.2 million over the lifetime of the young person. The financial investment made by Palm Beach County is also a factor when examining possible economic impacts. This chapter presents an estimate of the cost per youth for the prevention component. This calculation was derived by taking the county and city funding for the prevention component and dividing by the number of individual youths served by site. It must be acknowledged that not all youths participate in the same type of program or for the same duration. Costs vary from site to site based on facility, staffing levels, type and number of field trips and special events undertaken, the quantity and quality of providers at the YECs, equipment needs, and other factors. Also, the length of participation varies by site.

Projected Economic Impact

- Utilizing six years of UCR crime data, projections were made to estimate the violent crime rates in 2008 – if the YVPP had not been implemented.
- Violent offenses include: murder, rape, robbery, and assault.
- Costs for each violent crime were established in a NIJ report.

- Countywide:
 - Violent crime rate projections resulted in an estimated life-time cost savings of \$22,431,933
- 5 program sites/cities:
 - Violent crime rate projections resulted in an estimated life-time cost savings of \$5,701,333.

Cost Benefit Estimates

- Additional cost-benefit estimates can be associated with this program.
- Estimated two-year cost (per youth served) for the YECs:
 - By site, the per youth cost is:
 - Boynton Beach \$6,781
 - Lake Worth \$4,518
 - Riviera Beach \$5,935
 - West Palm Beach \$18,355
 - Averages to \$10,825 per youth
- (Note: Belle Glade was allocated \$756,470 but has not served youths. Riviera Beach's allocation of \$2,326,668 is divided between the YEC and the JSC. The cost per client for Riviera Beach's JSC is \$1,334.)
- If one youth stays crime-free and chemical-free, it saves \$2.2 million over his/her lifetime, if this program is successful for the following percentages of youths, the cost savings would be:
 - 10% (95 youths) would save \$209 million
 - 20% (190 youths) would save \$418 million
 - 30% (285 youths) would save \$627 million

(Source: Cohen, 1998, Journal of Quantitative Criminology. Calculation: 950 youths x 10% x \$2.2m)

CHAPTER X

Summary and Discussion

On the basis of implementation findings and program outcomes reported in this evaluation, the second year of implementation of Palm Beach County's YVPP demonstrates marked improvement in a number of areas from the initial year. The county has demonstrated an ability to mobilize a variety of agencies, services, youths, and other citizens in a common collaborative mission to impact violent crime.

In the evaluation of various criminal justice reform initiatives, the most common finding is "failure to implement." A fundamental reason for the failure to implement pattern includes bureaucratic obstacles, professional resistance, and ideological conflicts. The implementation of the YVPP has experienced some of these same challenges in the sites including staffing challenges, location and facility issues, and resource scarcity. Overall, the progress reveals a trajectory toward full implementation of the program; however, full implementation will not occur in the timeline originally proposed.

In addition, at the conclusion of the second year of implementation, the YVPP continues to experience challenges. The prevention component, YECs, has expanded and increased the number of youths served (from 217 in 2007 to 733 in 2008). The increase in youths served is, in large part, due to the opening of the Boynton Beach YEC. This center opened late in 2007 but did not begin serving youths in programs until 2008. Once implemented, Boynton Beach secured providers and recruited youths in a timely manner. Belle Glade did not implement the prevention component in years one or two; however, it is scheduled to open and begin serving youths mid-2009 (year three).

Data collection and reporting was a significant issue in Year 1 with all sites (though, to a lesser extent with Lake Worth). Boynton Beach experienced similar data collection and reporting challenges in Year 2. However, Boynton Beach YEC staff discontinued the contract with one of their providers (MADDADS), as a result of their unwillingness to collect and report data on the youths in their program. In general, data reporting in Year 2 was much more timely and comprehensive.

The exception to the progress made with data reporting is the lack of outcome measures for many of the YEC programs. Contracts between the YECs and providers require the

administration and reporting of outcome measures; however, very little outcome data has been collected or reported by the four YECs. In 2008, the YECs offered 50 named, structured programs. However, complete pre- and post-test results were available for reporting in only three of those programs (two education programs and one life skills program). There were instances where pre-test scores were reported but without post-test scores or vice versa. Also, with the turnover in programs that are offered, there were programs where assessments may not be suitable given the brief time frame. The lack of outcome measures for the YECs' programs restricts the extent to which an evaluation can measure program effectiveness. It is recommended that each YEC submit a time table that delineates the programs being offered, the appropriate length of services (the length or cycle of the program, if there is one), and a schedule for the administration of pre- and post-tests.

Another challenge in the prevention component involves the programming options in the YECs which appeared to fluctuate more in Year 2 than in Year 1. The variation in program duration is presented in the tables in Chapter IV Prevention. The exception to this is Lake Worth. Lake Worth has maintained one education provider, For the Children, Inc., which offered consistent education programming throughout the year (also in Year 1). The Riviera Beach YEC's programming was inhibited by the challenges presented by their location and facility. The lack of a permanent location and numerous relocations not only interrupted programming but it may have led to disruption in attendance by the youths. The average length of youths' participation in the YECs was approximately three or four months (with the exception of Lake Worth, which was longer). Depending on the program, this length of involvement may restrict the program's ability to positively impact the lives of the youths served. There is no clear indication as to why the length of participation is not longer. It is recommended that the YECs reassess the programs that are offered to ensure that programs have an appropriate duration, offer pre- and post-testing, and meet the needs of the youths.

The CJC has discussed the development or acquisition of a client management or tracking software program that would facilitate CJC's ability to track and aggregate program data for the YECs and possibly the JSC as well. A data management system would facilitate the coordination and analysis of data which, in turn, would assist in the evaluation of the programs and inform programming decisions (based on youths' performance). This is a critical component given the scarcity of resources and the fact that providing "evidence-based" programming is one

of the goals of the YVPP. It is recommended that the infrastructure for a data management system be initiated in Year 3 to allow for effective monitoring of outcomes. Such a system should be pilot tested in Year 3 to work out problems while a back-up data collection system is in place.

The corrections component, the JSC, has been implemented in only one site, Riviera Beach. West Palm Beach had a JSC prior to the YVPP and there was a plan to expand this center utilizing resources from the YVPP initiative. However, progress or data have not been reported. Lake Worth, Boynton Beach, and Belle Glade have not made progress implementing this component.

The courts component experienced resource challenges making it impossible to implement a few of the original goals (e.g., judicial training for parent involvement, the extension of the Youth Court, providing Aggression Replacement Therapy program). However, the OSA, the OSP, and the COMBAT Unit have remained highly involved implementing the other goals and assisting with the implementation of the law enforcement goals. They administered more than 100 training protocols throughout the year. There is a *high level* of collaboration and coordination among the PBSO, local police departments, the LEWG, the VCTF, the OSA, the OSP, the COMBAT Unit, the ATF, and other local and federal agencies. The law enforcement component continued to meet their goals and objectives and expand their services. Members of the LEWG attended, participated in, or led more than 260 community meetings in 2008. The VCTF handled at least 130 cases in 2008. The COMBAT Unit tracked prosecutions for more than 3,000 gang-related and violence-related cases (408 of those were gang cases).

While the project sites continue to experience challenges in their ability to fully implement the YVPP components, the second year of implementation results demonstrate the project's capabilities to address violent crime. However, given the limited amount of outcome data on specific programs, definitive conclusions about the effectiveness of the prevention component cannot be determined at this time. Moreover, isolating the impact of the entire initiative on violent crime rates and the related impact of the fiscal investment made by the county is tentative.

In summary, this evaluation has collected and analyzed qualitative and quantitative data from multiple sources to provide a description of a complex initiative with interrelated programs,

activities, results, and outcomes. It is the purpose of this evaluation to report and document the level of achievement in implementing and accomplishing the YVPP goals and objectives.

Summary of Year 2 progress:

1. The four YECs (Boynton Beach, Lake Worth, Riviera Beach, and West Palm Beach) provided structured program services, namely education, employment, and life skills to 950 individual youths.
2. The four YECs offered 50 structured programs and provided more than 23,000 sessions.
 - a. Boynton Beach offered 111 sessions in three education programs, 177 sessions in 1 employment program, 1, 282 sessions in 9 life skills programs, and eight recreation programs.
 - b. Lake Worth offered 15,979 sessions in three education programs, 96 sessions in one employment program, 1, 021 sessions in three life skills programs, and 13 recreation programs.
 - c. Riviera Beach offered 861 sessions in five education programs, 293 sessions in four employment programs, 656 sessions in 10 life skills programs, and 14 recreation programs.
 - d. West Palm Beach offered 2,477 sessions in four education programs, three employment programs, 622 sessions in five life skills programs, and five recreation programs. Sessions for the employment programs were not reported.
 - e. In addition to programs, the YECs provide other services:
 - i. Referrals
 - ii. Work with referrals from the Department of Juvenile Justice, Eckerd Reentry, and the Neighborhood Accountability Board.
 - iii. Offer site resources such as open gym, computer labs, and open recreation.
3. Youths who served on the youth councils in each YEC experienced significant gains in pre/post assessments of self-determination skills (level of psychological empowerment and goal setting/problem solving skills).
4. The courts and law enforcement components continued to collaborate and increase the level of services provided to combat violence in the communities of Palm Beach County.
5. The corrections component increased the number of individuals served by 630 percent

(from 105 in 2007 to 767 in 2008). The JSC served individuals aged 17 to 72 years of age.

References

- National Institute of Justice, U.S. Department of Justice (1996). *Victim Costs and Consequences: A New Look*. Washington, D.C.
- Test, D., Mason, C., Hughes, C., Konrad, M., Neale, M., & Wood, W. (2004). Student Involvement in Individualized Education Program Meetings. *Exceptional Children*, 70(4), 391-412.
- Vallerand, R., Fortier, M., & Guay, F. (1997). Self Determination and Persistence in a Real-Life Setting: Toward a Motivational Model of High School Dropout. *Journal of Personality and Social Psychology*, 72(5), 1161-1176.
- Wehmeyer, M. & Kelchner, K. (1995). *The Arc's Self Determination Scale*. United States: The Arc of the United States.

APPENDIX A

Prevention Services: Programs Offered in the YECs during Year 2 (including pre/post-tests and providers)

Boynton Beach: Programs and Services Offered in 2008

| Programs Offered | Structured Program* (yes or no) | Months Offered in YR 2 | Pre | Post | Description |
|---------------------------------------|--|-------------------------------|------------|-------------|---|
| <u>Education</u> | | | | | |
| Tutoring / Homework Assistance | No | 12 | No | No | Provider: Site staff Offered 30 hrs per month or 8 hrs weekly (both indications are noted) |
| Computer Building / Computer Concepts | Yes / Yes | 7, 10, 11, 12 | No / No | Yes / No | Provider: Not specified Youths participate in sessions that culminate in building a operational computer that can be taken home. The computer is the outcome. In Dec, graduation and distribution of 8 computers. |
| <u>Employment</u> | | | | | |
| RM Lee Employment Skills | Yes | 2, 3, 4, 5, 6, 7, 8, 9 | No | No | Provider: RM Lee Community Development Program (Reducing Ethnic Violence (REV)) Youths are provided employability skills and training. Outcomes in program description include developing resumes, letters, and interviewing techniques. However, no pre- or post-tests or outcomes were reported for individual youth. |
| <u>Life Skills</u> | | | | | |
| Teen Rap – Dropout Prevention | No | 1, 2, 3, 4, 5 | No | No | Provider: Maddads Teen support group; topics may change each month; dropout prevention listed as the topic each time Teen Rap is provided; includes several (most participants) referrals from DJJ |
| Hooked On Fishing | Yes | 1, 2, 3, 4, 5, 10, | Yes | No | Provider: Richard Brochure, Boynton Beach Fishing |

Year 2 Evaluation of Palm Beach County's Youth Violence Prevention Project

| Programs Offered | Structured Program* (yes or no) | Months Offered in YR 2 | Pre | Post | Description |
|---|--|------------------------------------|------------|-------------|--|
| | | 11, 12 | | | Academy This program utilizes a structured curriculum for instruction throughout 6 sessions; youths learn to fish (outcome) and get to keep a rod and reel; youths must take a drug-free pledge. Pretests noted in Feb (specific skills being measured have not been unidentified). No post-tests reported. Charter fishing trip in May. |
| Art of Film Making | Yes | 2, 3, 4, 5, 6, 7, 8, 9, 10, 11, 12 | No | Yes | Provider: Kids Korner No pre-tests noted. Outcomes include the development of video (DVD) and commercials. |
| Pregnancy Prevention | Yes | 3, 4, 5 | No | No | Provider: MADDADS No pre/posttests noted. |
| Male Responsibility | Yes | 3, 4, 5 | No | No | Provider: MADDADS No pre/posttests noted. |
| Life Skills – REV Program (Reduced Ethnic Violence) | Yes | 2, 3, 4, 5, 6, 7, 8, 9 | No | No | Provider: RM Lee Community Development REV Program (Reducing Ethnic Violence (REV)) Youths are provided life skills sessions; 8 hrs of sessions are provided over the course of a month. No pre/posttests noted. |
| Sista to Sista | Yes | 10, 11, 12 | No | No | Provider: Girl Scouts No pre/posttests noted. |
| Lamplighter/Questers: Male Mentoring | Yes | 12 | No | No | Provider: RM Lee Community Development REV No pre/posttests noted. |
| Girls and Her Pearls | Unknown | 12 | No | NO | Provider: Unknown No pre/posttests noted. |
| Recreational | N/A | | N/A | N/A | Recreational programs are not required to report pre- and |

Year 2 Evaluation of Palm Beach County's Youth Violence Prevention Project

| Programs Offered | Structured Program* (yes or no) | Months Offered in YR 2 | Pre | Post | Description |
|-------------------------------|---------------------------------|---------------------------|------------|------------|---|
| | | | | | post-tests or track individual youths participation. Participation is reported monthly in aggregate. |
| Basketball | | 1, 2, 3, 4, 5, 6, 7, 8, 9 | | | Provider: Site staff and City of Boynton Beach at Ezel Hester Center. Basketball was offered and reported on monthly reports but the number of sessions was not listed. |
| Dance group | | 2, 3, 4, 5 | | | Provider: MADDADS Sessions are provided for two age groups: 13-15 years and 16-18 years |
| Dance | | 3, 4, 5, 7, 8, 9, 10 | | | Provider: RM Lee REV Program |
| Flag football/football | | 7, 8, 9, 10, 11 | | | Provider: Boy Scouts; PAL league |
| Weight training/lifting | | 7, 8 | | | Provider: Boy Scouts |
| Step Team | | 7, 8, 9 | | | Provider: MADDADS |
| Cheerleading | | 10, 11 | | | Provider: Boy Scouts; PAL Flag football league |
| Ultimate dance | | 12 | | | Provider: Unknown |
| Site Resources: | | | | | Site resources refer to ongoing services provided by the YEC. |
| DJJ referrals | | | | | Youths referred through DJJ are utilizing the facility and programming at the YEC; in May, attended 2 DJJ hearings |
| Transportation/school pick-up | | 5,6,7,8, 9,10,11, 12 | | | In May, use of van for youth transport was initiated. |
| Parent referrals | | | | | |
| Alternative to suspension | | | | | |
| Special Events: | N/A | N/A | N/A | N/A | Special events are one-time center events or field trips unless specified as ongoing. The number of participants is |

Year 2 Evaluation of Palm Beach County's Youth Violence Prevention Project

| Programs Offered | Structured Program* (yes or no) | Months Offered in YR 2 | Pre | Post | Description |
|-----------------------------------|---------------------------------|------------------------|------------|------------|--|
| | | | | | not required for monthly reporting; however, some sites report these numbers—if reported, it is indicated in this table. |
| Soccer Round-up | | | | | This special event occurred in March; however the count was not included (youths served) in the chart due to missing data |
| Horse Camp | | | | | In July for one week (2 attended) |
| Camp – Umatilla, FL | | | | | In July for 3 days (15 attended) |
| Spring Break Camp Week | | | | | |
| Summer Camp | | | | | Provided by MADDADS; 16 participated; 35 hours weekly |
| Art Exhibit | | | | | |
| Dance Performances | | | | | |
| Youth Mission Trip (one week) | | | | | FUMCWG / Church of Palms - 5 youths participated for one week in Orlando |
| Charter Fishing with mentors | | | | | In May, 33 youths attended |
| Art Project – Green Market | | | | | Youths presented art at Green Market (6) |
| Winter Leadership Retreat | | | | | December, 15 youths participated for one week |
| Toys for Tots Christmas Party | | | | | |
| <u>Community Outreach:</u> | N/A | N/A | N/A | N/A | Community outreach includes reported contacts made by YEC staff to other agencies, schools, families, churches, businesses, etc. |
| Art in Public Places | | | | | |
| Boys and Girls Club | | | | | |
| Greg Russ Computers | | | | | |
| School District | | | | | |
| Prime Time | | | | | |
| Water Management District | | | | | |
| South Tech | | | | | |
| Parent visits | | | | | April – 4 visits to parents |

Year 2 Evaluation of Palm Beach County's Youth Violence Prevention Project

| Programs Offered | Structured Program* (yes or no) | Months Offered in YR 2 | Pre | Post | Description |
|---|---------------------------------|------------------------|------------|------------|--|
| Boynton Beach High School Youth Round-up | | | | | In September, met with principal; visit in October; |
| DJJ Newsletter article | | | | | |
| Trash In Can Campaign | | | | | Flyers, commercial, and poster |
| Parent conferences/meetings | | | | | In May, conducted one conference; one parent meeting in July; in November, met with 12 parents regarding winter trip; |
| Girls Group Session | | | | | In July at Ezel Hester (transportation provided by YEC) |
| Carolyn Sims Intergenerational Gathering | | | | | In July |
| Law Enforcement | | | | | Sgt. Cannon |
| Providers meetings | | | | | In November, met with 6 providers |
| City Council | | | | | |
| <u>Collaboration/Partnerships:</u> | N/A | N/A | N/A | N/A | This category indicates ongoing collaboration or partnerships with community agencies. Specific components of partnerships not reported. |
| Boynton Beach Police Dept | | | | | Sgt. Cannon is active in the YEC and community |
| Boys and Girls Club | | | | | |
| Greg Russ Computers | | | | | |
| School District | | | | | To discuss having the YEC serve as a site for "alternative to suspension" youths. |
| Prime Time | | | | | |
| FUMCWG / Church of Palms | | | | | |
| Winter Garden UMC | | | | | Winter trip (in October) |

* Structured programming refers to programs with identified providers. Providers are expected to address specific goals for youths who are involved in the YECs. The services should include set programming times/length of program; a curriculum, a form of pre- and post-test assessment; and document of youths' attendance and participation.

Other notables:

- In February, Carolyn Sims became permanent YEC facility
- In May, YEC gained use of a van for transportation assistance (school pick-ups)
- In May, security upgrades: installation of locks and security cameras
- In September, obtained a flat screen television
- In October, 3 parent referrals/meetings
- In October, added a fish touch tank for youths

Lake Worth: Programs and Services Offered in 2008

| Programs Offered | Structured Program* (yes or no) | Months Offered in YR 2 | Pre | Post | Description |
|---------------------------|--|---------------------------------------|------------|-------------|--|
| <u>Education</u> | | | | | |
| Tutoring | Yes | 1, 2, 3, 4, 5, 6, 7, 8, 9, 10, 11, 12 | Yes | Yes | Provider: For the Children Report cards are provided to monitor grades; specific programming is provided by trained staff to assist youths with FCAT in Nov and December; provider also works with area schools to transport youths from school to center. |
| Homework Assistance | Yes | 1, 2, 3, 4, 5, 8, 9, 10, 11, 12 | Yes | Yes | Provider: For the Children Targeted homework assistance is provided by trained staff report card grades are reported as pre/posttests. Reported for 1 st semester in 08 (June). No pre/post-tests received in 08-09 school year thus far. |
| Academic Enrichment | Yes | 8 | No | No | Provider: For the Children Specific content not noted. No pre/posttests noted. |
| <u>Employment</u> | | | | | |
| Job Placements | Yes | 4, 5, 8, 9, 10, 11, 12 | N/A | N/A | Provider: Lake Worth YEC Assistance is provided to youths to secure job placements within the community. Job placements of 5 youths (3 summer empl); 2 youths tracked throughout year. |
| <u>Life Skills</u> | | | | | |
| Get Real | Yes | 1, 2, 3, 4, 5, 6, 7 | No | No | Provider: Girl Scouts No pre/posttests provided. |
| Teen Time | Yes | 6, 7, 8 | No | Yes | Provider: Planned Parenthood No pre/posttests scores provided on the monthly reports. |

Year 2 Evaluation of Palm Beach County's Youth Violence Prevention Project

| Programs Offered | Structured Program* (yes or no) | Months Offered in YR 2 | Pre | Post | Description |
|---------------------------|--|---------------------------------------|------------|-------------|---|
| | | | | | However, copies of post-tests were provided. |
| Mentoring Across Cultures | Unknown | 9, 10, 11, 12 | No | No | Provider: Unknown Utilizes adult mentors – almost a one-to-one ratio. |
| <u>Recreation</u> | N/A | | N/A | N/A | Recreational programs are not required to report pre- and post-tests or track individual youth participation. Participation is reported monthly in aggregate. |
| Martial Arts | | 1, 3, 4, 5, 6, 7, 8, 9 | | | Provider: Site staff |
| Musical Theatre | Yes | 1, 2, 3, 4, 5, 6, 7, 8, 9, 10, 11, 12 | No | Yes | Provider: Lake Worth Playhouse No pre/post -test noted. Outcomes include documentation of performances throughout the year. |
| Food Fun/Yoga | | 2, 3, 4, 5 | | | Provider: Unknown |
| Step Team | | 2, 3, 4, 5 | | | Provider: Site staff |
| Computer Club | | 6, 7, 8, 9, 10 | | | Provider: Unknown Began in June; listed as recreation program. (Also listed on data by program page in monthly report as Understanding the World of Computers.) |
| Drill Team | | 6, 7, 8, 9 | | | Provider: Unknown |
| Drama Club | | 10, 11, 12 | | | Provider: Unknown |
| Arts and Crafts | | 6, 7, 8, 9 | | | Provider: Unknown |
| Art Mural Project | | 6, 7, 8, 9, 10, 11 | | | Provider: Unknown |
| Flag Football | | 6 | | | Provider: Lake Worth Parks & Recreation |

Year 2 Evaluation of Palm Beach County's Youth Violence Prevention Project

| Programs Offered | Structured Program* (yes or no) | Months Offered in YR 2 | Pre | Post | Description |
|---------------------------------|--|---|------------|-------------|--|
| Basketball Club | | 9 | | | Provider: Lake Worth Parks and Recreation |
| Bead Making | | 10, 11 | | | Provider: Unknown |
| Gardening | | 12 | | | Provider: Unknown |
| | | | | | |
| <u>Site Resources:</u> | | | | | Site resources refer to ongoing services provided by the YEC. |
| Playground | | 1, 2, 3, 4, 5, 6, 7, 8, 9, 10, 11, 12 | | | Lake Worth Parks and Recreation |
| Open Gym | | 8 | | | Site resources refer to ongoing services provided by the YEC. |
| Referrals | | | | | August – 2 referrals O.C.A.S.P.; October 12 referrals for voting polls |
| Computer Literacy | | 4, 5 | | | Listed as site resource, no names provided |
| Computer Lab | | 9, 10, 11, 12 | | | Listed as site resource, no names provided |
| <u>Special Events:</u> | N/A | N/A | N/A | N/A | Special events are one-time center events or field trips unless specified as ongoing. The number of participants is not required for monthly reporting; however, some sites report these numbers—if reported, it is indicated in this table. |
| Summer Camp Orientation | | | | | |
| South Florida Fair | | | | | |
| Family Fun Day | | | | | |
| Kaleidoscope Festival | | | | | |
| Jail Tour | | | | | |
| Criminal Justice Academy | | | | | |
| Valentine's Day Gala | | | | | |
| Lake Worth Playhouse Fundraiser | | | | | |
| Black History Bash | | | | | |

Year 2 Evaluation of Palm Beach County's Youth Violence Prevention Project

| Programs Offered | Structured Program* (yes or no) | Months Offered in YR 2 | Pre | Post | Description |
|---------------------------------|--|-------------------------------|------------|-------------|---|
| Youth Crime Watch Conference | | | | | 12 Youths attended conference (24 hours) |
| Multicultural Fest | | | | | |
| Stella's Wish | | | | | |
| Great Debater's Movie Night | | | | | |
| Laser Fun Zone (field trip) | | | | | |
| Science Museum (field trip) | | | | | |
| July 4 th Picnic | | | | | |
| Don Carter's Bowling Field Trip | | | | | |
| Movies | | | | | |
| Boomer's Field Trip | | | | | |
| Open House | | | | | |
| Golden Coral/Movies Field Trip | | | | | |
| Winds of Change | | | | | |
| Lights On After School Rally | | | | | |
| Hip Hop Workshop | | | | | |
| Bryant Park Mural | | | | | |
| Fall Festival | | | | | |
| Sheriff's Community Day | | | | | |
| Thanksgiving Community Luncheon | | | | | |
| FAU Football game | | | | | In November, 18 attended, 4 hours |
| Holiday Dessert Making | | | | | In November, 128 attended, 2 hours |
| Lake Worth Parade Aftershow | | | | | |
| Teen Holiday Party | | | | | |

Year 2 Evaluation of Palm Beach County's Youth Violence Prevention Project

| Programs Offered | Structured Program* (yes or no) | Months Offered in YR 2 | Pre | Post | Description |
|---|--|-------------------------------|------------|-------------|--|
| Guide to Voting Workshop | | | | | Convened in October, 68 attended |
| Holiday Cookie Baking | | | | | In December, 32 attended, 3 hours |
| | | | | | |
| <u>Community Outreach:</u> | N/A | N/A | N/A | N/A | Community outreach includes reported contacts made by YEC staff to other agencies, schools, families, churches, businesses, etc. |
| Area schools | | | | | April – 1 visit; May – 1 visit; |
| Home Visits | | | | | March – 5 visits; April – 1 visit; |
| Church Visits | | | | | March – 2 visits; April – 1 visit; |
| Flyers | | | | | March – 200 flyers distributed; August 57 flyers; September - 44 Social Security workshop flyers, 80 adult education flyers, and 44 hurricane preparedness flyers; October – 217 flyers for After School Rally, 23 flyers for Adult Education, 327 flyers for Fall Festival, 313 flyers for Afterschool Program; November – Holiday Dessert Making flyers 128, Thanksgiving luncheon flyers 645, Sheriff's Community Day 500 flyers, Full Day Aftercare 21 flyers; December – Winter break care 12 flyers, Holiday party 50 flyers |
| Radio | | | | | September – 2 announcements/spots |
| <u>Collaboration/Partnerships:</u> | N/A | N/A | N/A | N/A | This category indicates ongoing collaboration or partnerships with community agencies. Specific components of partnerships not reported. |
| Palm Beach County School District | | | | | Alternative to Suspension – provides space |
| Lake Worth Middle School | | | | | School partnership; transportation from area school to YEC provided by For the Children, Inc. |
| Prime Time | | | | | |
| Lake Worth Kiwanis | | | | | |
| Lake Worth Chamber of | | | | | |

Year 2 Evaluation of Palm Beach County's Youth Violence Prevention Project

| Programs Offered | Structured Program* (yes or no) | Months Offered in YR 2 | Pre | Post | Description |
|-------------------------|--|-------------------------------|------------|-------------|---|
| Commerce | | | | | |
| Adult mentors | | | | | Utilized for the Life Skills program: Mentoring Across Cultures |

* Structured programming refers to programs with identified providers. Providers are expected to address specific goals for youths who are involved in the YECs. The services should include set programming times/length of program; a curriculum, a form of pre- and post-test assessment; and document of youths' attendance and participation.

Other notables:

- In March, 12 youths attended the Youth Crime Watch conference.
- In August, made 2 referrals (OCASP)
- In September, for the Life Skills program "Mentoring Across Cultures," the LW YEC utilized 23 adult mentors
- In October, for the Life Skills program "Mentoring Across Cultures," the LW YEC utilized 22 adult mentors
- In November, for the Life Skills program "Mentoring Across Cultures," the LW YEC utilized 22 adult mentors
- In December, for the Life Skills program "Mentoring Across Cultures," the LW YEC utilized 22 adult mentors

Riviera Beach: Programs and Services Offered in 2008

| Programs Offered | Structured Program* (yes or no) | Months Offered in YR 2 | Pre | Post | Description |
|------------------------------------|--|-------------------------------|------------|-------------|---|
| <u>Education</u> | | | | | |
| The Mentoring Center/FCAT Tutoring | Yes | 2, 3, 4, 5 | Yes | No | Provider: The Mentoring Center Volunteers in the community provided tutoring. In Feb, specific reading skills were targeted (e.g., main idea, context). Educational programs/services changed to focus on homework assistance (reading, Algebra Geometry) in months 3, 4, & 5. No post tests/outcomes provided. Assessment: pre-test (unspecified) in month 2; the scores ranged from 0 to 70. |
| Public Speaking Forum | Yes | 2, 9 | No | Yes | Provider: Prime Time/Larry Woods Provided a workshop to provide assistance and direction for public speaking. Outcome was youth spoke at the council meeting. |
| FCAT Tutorial | Yes | 7 | Yes | Yes | Provider: Unknown Assessment: FCAT scores (by level) will be reported; post assessment will be reported in March 2009 |
| Homework Assistance | Yes | 9, 10, 11, 12 | Yes | Yes | Provider: Certified Teachers from the school district. Homework assistance (not subjects) was listed on reports as the focus through Dec 2008. FCAT tutoring was added in Dec & Jan (09/yr 3). However, the focus shifted to address needed skill remediation prior to more advanced FCAT preparation. A pre-test for basic skills should be reported and followed by a post-test. Grades were reported as pre and post test in Feb 09. Students did poorly in coursework |

Year 2 Evaluation of Palm Beach County's Youth Violence Prevention Project

| Programs Offered | Structured Program* (yes or no) | Months Offered in YR 2 | Pre | Post | Description |
|-------------------------------|--|-------------------------------|------------|---------------------------|---|
| | | | | | in the 1 st and 2 nd grading periods (2008) as remediation is ongoing. |
| Build a Computer | Yes | 5, 6, 7, 11, 12 | Yes | Yes | Provider: Greg Russ/ Russo Consulting Group Youths participate in a multi-week program where they learn to build a computer. Youths who complete the program receive a certificate (outcome). Pre test scores range 27-37/41 and post tests range 34-41/41. All students improved from pre to post. |
| <u>Employment</u> | | | | | |
| Dhails Community Enhancements | Yes | 6, 7, 8 | Yes | Yes | Provider: Dhails Community Enhancement Pretest identified as "youth assessment." In December, 15 youths "graduated" from the program. No specific outcome information noted. |
| Job Shadowing | Yes | 6, 7 | No | No | Provider: Unknown Youths are placed in community businesses for one day of on-the-job experience (cosmetology, mechanics, barber and in July, PD's office and councilman's office) |
| Job placements | | 4, 9 | No | Yes | 5 students placed in jobs (via Mayor's office) |
| Workplace Success | Yes | 11, 12 | No | Yes | Provider: Unknown Youths complete employment applications as an outcome. |
| <u>Life Skills</u> | | | | | |
| Prevention of Substance Abuse | Yes | 2, 3 | No | Dropped before completion | Provider: Substance Abuse Coalition Provides discussion of risks of substance use. Program dropped due to cited low participation |
| Teen Time | Yes | 6, 7 | Yes | Yes | Provider: Planned Parenthood Sessions on health issues. Pretest scores ranged from 20-29/30 and posttest scores ranged from 25-30/30. 100% |

Year 2 Evaluation of Palm Beach County's Youth Violence Prevention Project

| Programs Offered | Structured Program* (yes or no) | Months Offered in YR 2 | Pre | Post | Description |
|---|--|-------------------------------|------------|-------------------|--|
| | | | | | made gains. Certificate of completion outcome as well. |
| Cooking Class | Yes | 6, 7 | No | Yes | Provider: Unknown Cooking classes with demonstrations. Survey (unidentified) as posttest measure. |
| Etiquette and Development for Girls | Yes | 6, 7 | Yes | Yes | Provider: Unknown (unless title is the provider name) Utilizes a questionnaire (unidentified) as a pretest. Student complete folders demonstrating their life in the future. |
| From Prince to Kings Etiquette for Boys | Yes | 6, 7 | Yes | Yes | Provider: Unknown Utilizes a questionnaire (unidentified) as a pretest. Student complete folders demonstrating their life in the future |
| Critical Thinking | unknown | 9, 10 | No | No | Provider: Unknown No information noted. |
| Mentoring | No | 9 | No | No | Provider: Unknown OR Unity in the Community Mentoring Program Met one time. |
| Man Up Sessions | unknown | 10, 11, 12 | Yes | See note at right | Provider: Unknown Uses a survey as a pre-test (unidentified). No post-test noted thus far. |
| Girl Chat Sessions | unknown | 10, 11, 12 | Yes | See note at right | Provider: Unknown Uses a survey as a pre-test. No post-test noted thus far. |
| Goal Setting/Social Awareness | Yes | 10, 11 | Yes | No | Provider: Bishop Philip Dukes Social awareness discussions Uses a survey as a pre-test (unidentified). No posttest noted thus far. |
| <u>Recreation</u> | N/A | | | | Recreational programs are not required to report pre- and post-tests or track individual youth participation. Participation is reported monthly in aggregate. |
| Boxing | | 1, 2, 3 | | No | Provider: North Palm Beach PAL Center |
| Flag Football | | 2, 3 | | No | Provider: J & J Recreation |

Year 2 Evaluation of Palm Beach County's Youth Violence Prevention Project

| Programs Offered | Structured Program* (yes or no) | Months Offered in YR 2 | Pre | Post | Description |
|---------------------------------------|--|-------------------------------|------------|-------------|--|
| Creative Arts | | 3,4,5,6,7 | | Yes | Provider: volunteer / YWCA Planning/design of mural for YEC building (not completed thus far) |
| Film Production | | 3,4 | | No | Provider: Volunteer Marquis Roundtree / YWCA |
| Dance | | 3,4,5 | | No | Provider: YWCA |
| Step Dance | | 6, 7, 11 | | No | Provider: Unknown |
| Learn to Read Music/Drumline Creation | | 6, 7, 8 | | No | Provider: Unknown Conducted at Suncoast High School |
| Basketball | | 6, 7, 10 | | No | Provider: Months 6 & 7 noted as “with instructor” |
| Fishing | | 7 | | No | Provider: Unknown |
| Modeling | | 9, 10 | | No | Provider: Unknown |
| Urban Fashion/Airbrushing | | 9, 10, 11, 12 | | No | Provider: Unknown |
| Entertainment Club (youth choir) | | 9, 10 | | No | Provider: Unknown Dancing and singing |
| Aerobic/Fitness | | 9, 11, 12 | Yes | No | Provider: Unknown Pre-test a weigh-in. Program meets 1-2 times per month. |
| Weight Lifting | | 11, 12 | | No | Provider: Unknown |
| Site Resources: | N/A | N/A | N/A | N/A | Site resources refer to ongoing services provided by the YEC. |
| DJJ | | | | | Provider: Site Staff; works with DJJ; serves as a liaison with DJJ and probation officers |
| Eckerd Reentry | | | | | |
| Computer lab | | | | | |
| Referrals | | | | | Site staff helps parents with referrals for housing issues, IEP and educational issues, advocacy, grief counseling, etc. |
| Special Events: | N/A | N/A | N/A | N/A | Special events are one-time center events or field trips unless specified as ongoing. The number of participants is not required for monthly reporting; however, some sites report these numbers—if reported, it is indicated in this table. |

Year 2 Evaluation of Palm Beach County's Youth Violence Prevention Project

| Programs Offered | Structured Program* (yes or no) | Months Offered in YR 2 | Pre | Post | Description |
|---|--|-------------------------------|------------|-------------|---|
| | | | | | |
| Youth Leadership Council Meeting | | | | | 6 youths attended for 32 hours of programming |
| Youth City Council Meeting | | | | | |
| Meetings with Safe Schools, Police Dept., Principals, Superintendents | | | | | Gang awareness and prevention discussion |
| Jupiter Lighthouse Historical Tour | | | | | |
| Norton Art Gallery – African American Tour | | | | | |
| Skating | | | | | |
| Beach | | | | | |
| Bowling | | | | | |
| Fun Depot | | | | | |
| Rapids | | | | | |
| Jail Tour | | | | | |
| Movie Day/Night | | | | | |
| Judge Baker Presentation | | | | | |
| Kayaking/Canoeing | | | | | |
| Typhoon Lagoon, Disney | | | | | |
| Paint a House Day | | | | | |
| Golf | | | | | |
| Men in Black Luncheon | | | | | |
| Islands of Adventure, Disney | | | | | |
| Halloween Dance | | | | | |
| Community Intervention Meeting | | | | | |
| Youth Family Thanksgiving Dinner | | | | | |

Year 2 Evaluation of Palm Beach County's Youth Violence Prevention Project

| Programs Offered | Structured Program* (yes or no) | Months Offered in YR 2 | Pre | Post | Description |
|--|--|-------------------------------|------------|-------------|--|
| Nutcracker Ballet | | | | | |
| Parent Meeting | | | | | |
| Build a Playground/ Well's Gym | | | | | |
| Christmas dinner for Youth/Parents | | | | | |
| College tours | | | | | Bethune Cookman, Florida Memorial College, University of Miami; 32 youths attended these tours |
| Stetson University Leadership Camp | | | | | 5 youths attended the 56 hour leadership camp |
| Mentoring Luncheon | | | | | 32 youths attended in September |
| Boomers | | | | | |
| <u>Community Outreach:</u> | N/A | N/A | N/A | N/A | Community outreach includes reported contacts made by YEC staff to other agencies, schools, families, churches, businesses, etc. |
| PBC School District and area schools | | | | | |
| Palm Beach Gardens High School | | | | | |
| H.L. Watkins | | | | | |
| School of Excellence | | | | | |
| Safe Schools Office / PBC Superintendent | | | | | |
| Community Housing Fair – JF Kennedy | | | | | |
| Engrafted Word church | | | | | |
| Colleges: Bethune Cookman, Florida Memorial College, University of Miami | | | | | In July, 32 youths attended tours of colleges |
| Human Services (referral) | | | | | In December, conducted a 3 hour meeting with a parent |

Year 2 Evaluation of Palm Beach County's Youth Violence Prevention Project

| Programs Offered | Structured Program* (yes or no) | Months Offered in YR 2 | Pre | Post | Description |
|---|---------------------------------|------------------------|-----|------|---|
| | | | | | regarding a housing referral and IEP preparation |
| Marketing activities with community schools, businesses, and churches | | | | | |
| <u>Collaboration/Partnerships:</u> | N/A | N/A | N/A | N/A | This category indicates ongoing collaboration or partnerships with community agencies. Specific components of partnerships not reported. |
| Riviera Beach Police Dept | | | | | An average of 160 hours was performed by one law enforcement officer each month at and around the RB YEC. Officer Quentin Jacobs serves this YEC. |
| J.A.Y. Ministries | | | | | |
| J & J Recreation | | | | | Provides flag football recreation program |
| North Palm Beach PAL Center | | | | | Provides boxing recreation program |
| Collaboration with Mayor's Office for job placement | Yes | | No | | This has resulted in successful job placements (4 in April, |
| Dept of Juvenile Justice (including Lake Park probation office) | | | | | Youths under supervision of DJJ housed in facility (not engaged directly in programming – using facility) |
| Eckerd Re-entry | | | | | |
| Broadmoor Housing Complex | | | | | |
| Washington Beacon Center Teen Program | | | | | |
| Legal Aid | | | | | |
| Neighborhood Accountability Board | | | | | |
| Turning Point Academy | | | | | Family Night dinner held at center in October, November |
| Child Outreach Inc. | | | | | 15 youths = 5 hrs |
| Chrysler | | | | | |
| Palm Beach Gardens High School | | | | | |

| Programs Offered | Structured Program* (yes or no) | Months Offered in YR 2 | Pre | Post | Description |
|------------------------------------|--|-------------------------------|------------|-------------|--|
| Human Services (housing referrals) | | | | | |
| Maritime Academy | | | | | 3 hour meeting regarding one youth in August |
| Kaboom | | | | | |

* Structured programming refers to programs with identified providers. Providers are expected to address specific goals for youths who are involved in the YECs. The services should include set programming times/length of program; a curriculum, a form of pre- and post-test assessment; and document of youths' attendance and participation.

Other notables:

- In January, 6 youths attended the 2008 Youth Leadership Council Meeting in Washington, D.C. for 32 hours of programming.
- The YEC was closed for 3 weeks in January due to moving locations.
- In January, the YEC hired 2 additional staff.
- In April, 4 youths were placed with collaboration with the Mayor's Office
- In May, 30 youths attended a meeting with the Safe Schools Office, school principals, superintendent, and local police department to discuss gang awareness and prevention
- In June, Corey Harvey served as a motivation speaker
- In July, the RB YEC had three motivational speakers: Detective Jennifer Nubin (gang officer), Dr. Anita Wilburn, and Attorney Richard Ryles. Atty Ryles also provided a tour of the law firm's offices.
- Also in July, Judge Baker gave a presentation to the youths at the YEC.
- In July, 5 youths attended a leadership camp at Stetson University.
- In August, 15 youths graduated from the Dhails Community Enhancement employment program.
- In November, center newsletter was distributed (marketing).

West Palm Beach: Services and Programs Offered in 2008

| Programs Offered | Structured Program* (yes or no) | Months offered in YR 2 | Pre | Post | Description |
|--------------------------------------|--|---------------------------------|------------|-------------|---|
| <u>Education</u> | | | | | |
| FCAT / Tutoring | No | 1,2 | No | No | Provider: Site Staff Provides space and opportunity for youths to study and ask questions. Offered 4-6pm Wednesday and 2 hours Sunday. Sunday is computer-based. No systematic pre- and post-test. |
| Understanding the World of Computers | Yes | 1, 2, 5, 6, 7, 8, 9, 10, 11, 12 | Yes | Yes | Provider: TNG Associates Youths participate in a multi-month program that culminates in building a computer that youths get to take home. Offers a pre/post assessment. Scores on pretest range from 40-100/100. Post test scores not systematically reported. Two graduation cohorts noted in June and December. Computers given at graduation. |
| Tutoring/Homework Help | No | 5, 9, 10, 11, 12 | No | No | Provider: Site Staff Youths can request help with their homework, assignments, and projects. Offered 12-4pm daily Jan-May. Afterschool hours offered; sessions and topics noted Sept-Dec. |
| Study Jam | No | 9, 10, 11, 12 | No | No | Provider: Site Staff and a math volunteer. This program was counted as an education program in 2008; however, it appears to be more of a site resource. The center is open during certain hours for youths to come in and study. No topics or pre/post information provided. School grade point averages are noted for some youths. |
| <u>Employment</u> | | | | | |
| Workforce Alliance | Yes | 1, 2, 3, 4 | No | Yes | Provider: Workforce Alliance / Waycon Provides job placements for youths. Pre/post assessment not |

Year 2 Evaluation of Palm Beach County's Youth Violence Prevention Project

| Programs Offered | Structured Program* (yes or no) | Months offered in YR 2 | Pre | Post | Description |
|----------------------------------|---------------------------------|--------------------------------|-----|------|---|
| | | | | | noted. Drop in program. Provided on and off site. |
| Audio Visual | Yes | 12 | No | Yes | Provider: John Di Lemme Youths who participate in the audio visual project were able to work on an actual project for a company. This saved the company \$5,000 in production costs and youths were paid \$90 each. |
| Teen Temps | Yes | 3, 4 | No | No | Provider: Teen Temps |
| Audio Visual On the Job Training | Yes | 12 | No | Yes | Provider: Taylor Productions Youths who participated in the audio visual program created commercials/public service announcements for CJC (channel 18) and assisted in video work. Youths were paid \$80 each. |
| <u>Life Skills</u> | | | | | |
| G.R.E.A.T. | Yes | 1, 2, 5, 6 | No | Yes | Provider: G.R.E.A.T Gang Resistance Education and Awareness Training program implemented in the center. There is a pre/post assessment available within the program; however, it is reported inconsistently. Graduation of one cohort noted in June. |
| Sigma Beta Club | Unknown | 1, 2 | No | No | Provider: Sigma Beta Club Leadership organization; focuses on recognizing, developing, and cultivating youth leaders, No pre/posttests noted. |
| Audio Visual | Yes | 1, 2, 5, 6, 7, 8, 9, 10,11, 12 | Yes | | Provider: Taylor Productions Structured class where youths learn video production. Outcomes include public service announcements, DVDs, commercials, videos, etc. Beginning in Sept, pretests and posts administered as youths enter/exit program. Pre/posttest format unidentified. Pretest scores range from 0-90/100 and posttests range from 75-100/100. 100% of the youths improved on pre/post. |
| Artistic Flow / Arts and Crafts | Unknown | 9,10,11,12 | No | No | Provider: Unknown Artistic Flow is offered from 5-6 pm and Arts and Crafts is |

Year 2 Evaluation of Palm Beach County's Youth Violence Prevention Project

| Programs Offered | Structured Program* (yes or no) | Months offered in YR 2 | Pre | Post | Description |
|----------------------------------|--|------------------------------------|------------|-------------|---|
| | | | | | offered from 6-7pm. No pre/posttest noted. One outcome noted is design of Thanksgiving dinner decorations. |
| YSAV (Students Against Violence) | Unknown | 11,12 | No | No | Provider: Unknown No description of program or provider. No pre/posttests noted. |
| <u>Recreation</u> | N/A | | N/A | N/A | Recreational programs are not required to report pre- and post-tests or track individual youth participation. Participation is reported monthly in aggregate. |
| Cheerleading | | 1 | | | Provider: Big Brothers and Big Sisters |
| Flag Football | | 5 | | | Provider: Site Staff; WPB Parks and Recreation |
| Baseball League | | 2 | | | Provider: Site Staff; WPB Parks and Recreation |
| Basketball league | | 7 | | | Provider: Site Staff; WPB Parks and Recreation |
| Photography | | 10,11,12 | | | Provider: Site Staff; WPB Parks and Recreation Delray photography center. Provided off-site. |
| <u>Site Resources:</u> | N/A | N/A | N/A | N/A | Site resources refer to ongoing services provided by the YEC. |
| Computer lab | | 1, 2, 3, 4, 5 | | | Provider: Site Staff; WPB Parks and Recreation |
| Open Gym | | 1, 2, 4, 5, 6, 7, 8, 9, 10, 11, 12 | | | Provider: Site Staff; WPB Parks and Recreation; Boys and Girls Club WPB Police Department provides officer during open gym. |
| Game Room / Rec. Room | | 2, 3, 6, 7, 8, 9 | | | Provider: Site Staff; WPB Parks and Recreation Open recreation and access to game room. |
| Summer Snack | | 6, 7 | | | Provider: Site Staff; WPB Parks and Recreation |
| Summer Lunch | | 6, 7 | | | Provider: Site Staff; WPB Parks and Recreation |
| Bus Transportation | | 8,9,10,11, 12 | | | Provider: Site bus provides transportation 3 schools; bus driver hired and transport began 8/27. |
| Bus Passes | | 11, 12 | | | Provider: Palm Tran 79 passes distributed. |
| Alternative to Suspension | No | 5, 9, 10, 11 | | | Provider: Site Staff provides space; PBC School District provides oversight and programming. |

Year 2 Evaluation of Palm Beach County's Youth Violence Prevention Project

| Programs Offered | Structured Program* (yes or no) | Months offered in YR 2 | Pre | Post | Description |
|--------------------------------------|--|-------------------------------|------------|-------------|--|
| | | | | | Bear Lakes Middle School |
| Youths under supervision/probation | | | | | Provider: Site Staff |
| <u>Special Events:</u> | N/A | N/A | N/A | N/A | Special events are one-time center events or field trips unless specified as ongoing. The number of participants is not required for monthly reporting; however, some sites report these numbers—if reported, it is indicated in this table. |
| First Friday BBQ | | | | | |
| Phat Teen Fair | | | | | |
| SECME Rocket party | | | | | |
| Sunfest | | | | | |
| Florida Marlins Game | | | | | |
| Roller Skating | | | | | |
| Back-to-School Bash | | | | | |
| Town Hall Meeting | | | | | |
| Halloween Horror Nights | | | | | |
| Day for Kids | | | | | |
| Talent Show | | | | | |
| Red Carpet Event | | | | | |
| Thanksgiving Neighborhood Delivery | | | | | |
| National League of Cities Conference | | | | | |
| Holiday Party | | | | | |
| <u>Community Outreach:</u> | N/A | N/A | N/A | N/A | Community outreach includes reported contacts made by YEC staff to other agencies, schools, families, churches, businesses, etc. |
| Roosevelt Middle School | | | | | |
| Community Service work | | | | | In November and December, 5 students conducted 16 hours of community service and 5 volunteers conducted 34 hours |

Year 2 Evaluation of Palm Beach County's Youth Violence Prevention Project

| Programs Offered | Structured Program* (yes or no) | Months offered in YR 2 | Pre | Post | Description |
|---|---------------------------------|------------------------|-----|------|--|
| | | | | | (per month). |
| <u>Collaborations/ Partnerships:</u> | N/A | N/A | N/A | N/A | This category indicates ongoing collaboration or partnerships with community agencies. Specific components of partnerships not reported. |
| City of West Palm Beach Police Dept. | | | | | Law enforcement officer(s) patrol community surrounding YEC; monthly reports indicate 8 officers average 180 hours per month; Chief Crispo |
| Boys and Girls Club | | | | | |
| PBC Criminal Justice Commission | | | | | |
| School Board of PBC | | | | | For alternative to suspension program |
| Big Brothers and Big Sisters | | | | | |
| Prime Time | | | | | |
| Boys and Girls Club | | | | | |
| Knight Foundation | | | | | |
| Prime Time | | | | | |
| Sears | | | | | |
| Habitat for Humanity | | | | | Neighborhood clean-up |
| Boy Scouts of America | | | | | |
| Cuillo Theatre | | | | | |
| Kravis Center | | | | | |
| Center for Creative Education | | | | | |
| Delray Photography Center | | | | | |
| John Di Lemme audio visual | | | | | |

* Structured programming refers to programs with identified providers. Providers are expected to address specific goals for youths

who are involved in the YECs. The services should include set programming times/length of program; a curriculum, a form of pre- and post-test assessment; and document of youths' attendance and participation.

Other notables:

- In January, WPB YEC installed "rec track" and added membership cards to help track youths who participate in the YEC programming.
- In February, WPB YEC purchased walkie talkies.
- In April, WPB YEC staff participated in CDL training
- In August, 50 youths received school supplies at the Back-to-School Bash
- In September, the WPB YEC utilized a new math tutor, volunteer Hugh Pinder
- In November, Officer Glen Thurlow's work in the community was acknowledged in a PB Post article
- In November, 3 youths attended the National League of Cities Conference
- Partnership with Sears assisted 50 youths in getting discounts for MP3 players
- In December, youths who participated in the audio visual project were able to work on an actual project for a company (John Di Lemme). This saved the company \$5,000 in production costs and youths were paid \$90 each.

APPENDIX B

Prevention Services: Number of Sessions of Structured Programs by YEC Site

Prevention: Youth Empowerment Centers - Number of Sessions Delivered in 2008 for Structured Programs

| Boynnton Beach YEC | Total | Jan | Feb | Mar | Apr | May | June | July | Aug | Sept | Oct | Nov | Dec |
|-------------------------------|--------------|------------|------------|------------|------------|------------|-------------|-------------|------------|-------------|------------|------------|------------|
| Education | 111 | | | | | | | | | | | | |
| Computer Building | 107 | | | | | | | 6 | | | 30 | 40 | 31 |
| Tutoring | 4 | | | | | | | | | | | | 4 |
| Employment | 177 | | | | | | | | | | | | |
| R.E.V. Program - Employment | 177 | | | | | 48 | 51 | 18 | 20 | 40 | | | |
| Life Skills | 1,282 | | | | | | | | | | | | |
| Art of Filmmaking | 242 | | | | | 22 | 20 | 20 | 14 | 26 | 37 | 49 | 54 |
| Hooked on Fishing | 236 | 16 | 44 | 23 | 52 | 21 | | | | | 19 | 28 | 33 |
| Lamplighters - Questers | 26 | | | | | | | | | | | | 26 |
| Male Responsibility - Maddads | 120 | | | 40 | 40 | 40 | | | | | | | |
| Pregnancy Prevention Program | 234 | | | 78 | 78 | 78 | | | | | | | |
| R.E.V. Program - Life Skills | 122 | | | | | 48 | 17 | 27 | 11 | 19 | | | |
| Sista to Sista - Girl Scouts | 74 | | | | | | | | | | 8 | 8 | 58 |
| Teen Rap - Dropout Prevention | 215 | 43 | 43 | 43 | 43 | 43 | | | | | | | |
| Girls and Her Pearls | 13 | | | | | | | | | | | | 13 |

Prevention: Youth Empowerment Centers - Number of Sessions Delivered in 2008 for Structured Programs

| Lake Worth YEC | Total | Jan | Feb | Mar | Apr | May | June | July | Aug | Sept | Oct | Nov | Dec |
|--|---------------|------------|------------|------------|------------|------------|-------------|-------------|------------|-------------|------------|------------|------------|
| Education | 15,979 | | | | | | | | | | | | |
| Education programming (For the Children (FTC) provides: tutoring, homework assistance, and academic enrichment) | 15,979 | 1,153 | 1,264 | 1,230 | 1,310 | 1,341 | 965 | 1,982 | 1,648 | 1,754 | 1,337 | 1,001 | 994 |
| Employment | 96 | | | | | | | | | | | | |
| Employment | 96 | | | | | | | | 24 | 19 | 26 | 13 | 14 |
| Life Skills | 1,021 | | | | | | | | | | | | |
| Get Real | 392 | 84 | 56 | 69 | 68 | 86 | 8 | 21 | | | | | |
| Mentoring Across Cultures | 134 | | | | | | | | | 76 | 11 | 27 | 20 |
| Teen Time | 495 | | | | | | 168 | 257 | 70 | | | | |

Prevention: Youth Empowerment Centers - Number of Sessions Delivered in 2008 for Structured Programs

| Riviera Beach YEC | Total | Jan | Feb | Mar | Apr | May | June | July | Aug | Sept | Oct | Nov | Dec |
|-----------------------------------|--------------|------------|------------|------------|------------|------------|-------------|-------------|------------|-------------|------------|------------|------------|
| Education | 861 | | | | | | | | | | | | |
| Build a Computer | 190 | | | | | 64 | 40 | 51 | | | | 18 | 17 |
| FCAT Tutorial | 102 | | | | | | | 102 | | | | | |
| Public Speaking Forums | 69 | | 37 | | | | | | | 32 | | | |
| Tutoring | 500 | | 41 | 63 | 36 | 59 | | | | 80 | 97 | | 124 |
| Employment | 293 | | | | | | | | | | | | |
| Dhails Community Enhancement | 227 | | | | | | 75 | 75 | 77 | | | | |
| Job Shadowing | 28 | | | | | | 9 | 19 | | | | | |
| Workplace Success | 38 | | | | | | | | | | | 17 | 21 |
| Life Skills | 656 | | | | | | | | | | | | |
| Cooking Class | 60 | | | | | | 30 | 30 | | | | | |
| Critical Thinking | 107 | | | | | | | | | 48 | 59 | | |
| Etiquette and Development | 68 | | | | | | 35 | 33 | | | | | |
| Girl Chat Sessions | 109 | | | | | | | | | | 55 | 33 | 21 |
| Goal Setting and Social Awareness | 61 | | | | | | | | | | 36 | 25 | |
| Man Up Sessions | 75 | | | | | | | | | | 43 | 18 | 14 |
| Mentoring | 4 | | | | | | | | | 4 | | | |
| Planned Parenthood | 80 | | | | | | 32 | 48 | | | | | |
| Prince to Kings | 72 | | | | | | 36 | 36 | | | | | |
| Substance Use | 20 | | | 20 | | | | | | | | | |

Prevention: Youth Empowerment Centers - Number of Sessions Delivered in 2008 for Structured Programs

| West Palm Beach YEC | Total | Jan | Feb | Mar | Apr | May | June | July | Aug | Sept | Oct | Nov | Dec |
|--|--------------|------------|------------|------------|------------|------------|-------------|-------------|------------|-------------|------------|------------|------------|
| Education | 1,552 | | | | | | | | | | | | |
| Study Jam | 741 | | | | | | | | | 141 | 229 | 213 | 158 |
| Understanding the World of Computers | 811 | | | | | 117 | 72 | 72 | 54 | 153 | 59 | 59 | 225 |
| Employment | | | | | | | | | | | | | |
| WPB did not report the number of sessions for employment programming | | | | | | | | | | | | | |
| Life Skills | 1,547 | | | | | | | | | | | | |
| Artistic Flow/Charts | 220 | | | | | | | | | | 36 | 76 | 108 |
| Audio Visual | 925 | | | | | | | | | 153 | 261 | 285 | 226 |
| G.R.E.A.T. | 192 | | | | | 192 | | | | | | | |
| YSAV (Students Against Violence) | 210 | | | | | | | | | | | 75 | 135 |

APPENDIX C

Prevention Services:

Descriptions of Programs offered at the YECs during Year 2

Prevention: Boynton Beach YEC Programs

Structured programs and provider descriptions are incomplete as monthly reports do not consistently include new provider or program information. Twice annually, structured programs descriptions are collected from all sites. However, this information is inconsistently reported across sites.

Education

- Tutoring/homework assistance was provided by site staff for 8 hours per week to participating youths. While recorded as a structured program by the YEC, this program appears to a site resource or unstructured program with no pre-test or post-test reported.
- Building a Computer/Computer Concepts was a program where youths participated in sessions where they built an operational computer that was given to the students to be taken home upon completion of the program. There was a graduation program in December along with the distribution of 8 computers.

Employment

- RM Lee Employment Skills assists juveniles (aged 11-19) in developing basic and technical skills needed to facilitate wage earning and self-employment; and to enable youths to be eligible and competitive for economic opportunities in the form of jobs, sub-contracting, and micro business. The program provided guidance regarding appropriate dress, proper use of language, and resume writing. In addition, the program provider maintains contacts with local businesses and community leaders to identify employment opportunities for youths.

Life Skills

- Art of Filmmaking program engaged teens in a creative outlet to work in teams for the purpose of creating, editing, and finalizing original movies, commercials, and public service announcements. In addition, this program offered a “beat class” which allowed youths to channel their talents into music, music videos, song writing, and editing. This program was offered throughout the year offering classes on Monday and Tuesday

evenings from 5:00pm to 7:00pm. More than 25 youths were served during each nightly session.

- Girls and her Pearls program began in December and met for 6 weeks and emphasized the importance of self-awareness, appropriate behavior, effective decision making, and consequences of choices. The provider is unknown and assessments were not provided.
- Hooked on Fishing program seeks to reduce gang violence; provide an alternative to gang activity and drug use; improve family relationships; offer positive role models; develop civic responsibility, self-esteem, ethics, and environmental stewardship. Participants took part in six-session classroom-based curriculum in which the art of fishing was taught. Youths participated in four charter fishing trips (only one trip was reported – in May) and were provided a rod and reel.
- Questers, a male mentoring program provided by RM Lee, was offered through a subcontractor, Lamplighters. The program goals include providing participants educational, cultural, social, emotional, and psychological activities designed to provide life skills and prepare them to become successful, productive, and contributing members of the community. This program provides mentoring, tutoring, role-playing, manners/etiquette training, computer literacy, skill development, lectures, substance abuse prevention counseling, and career counseling by professionals and incorporating field trips. Youths participated in community service projects such as collecting food for Thanksgiving, performing live step shows, participating in clothes drives, and other service projects. The program provided 15 boys ages 11-17 with a male mentor that met 1-2 times per week. The length of each meeting was approximately an hour.
- RM Lee Life Skills program promotes social counseling, academic oversight, and reinforcement of life skills. Youths participated in one-hour-sessions during each week. Given the length of the program and the flexibility of the curriculum, youths were allowed to enroll at any time. This program could serve as many as 50 youths per session, with each session lasting 8 weeks (2-hour classes once a week, totaling 16 hours of instruction during each session).
- Male Responsibility and Pregnancy Prevention programs were provided by the provider MADDADS. However, no attendance records or specific programming information was

reported by MADDADS and the provider's contract was subsequently discontinued by the YEC.

- Teen Rap Dropout Prevention, a teen support group, was also provided by MADDADS. The topics of discussions changed each month. Participating youths included several referrals from the Department of Juvenile Justice. However, no attendance records or specific programming information was reported by MADDADS and the provider's contract was subsequently discontinued by the YEC.
- Sista to Sista was a life skills program provided by the Girls Scouts. Specific program information was not provided.

Prevention: Lake Worth YEC Programs

Education

- For the Children, Inc., (FTC) serves as the sole education provider for Lake Worth's YEC. FTC provided three specific educational programs:
 - Tutoring services which focused on FCAT preparation
 - Homework assistance which focused on multiple subject areas (based on youths' needs and identified by school)
 - Academic enrichment program was provided primarily in the summer to prepare youths for school
- Report cards are provided each grading period to monitor progress and grades. FCAT reports were also obtained by the provider to develop FCAT preparation services. The provider also works with area schools to transport participating youths from the neighborhood schools to the center.

Employment

- Lake Worth YEC staff provided assistance for youths interested in securing job placements within the community. Five youths were placed in jobs—three placements were summer employment and two continued throughout the year. Job performance was monitored by site staff but not reported.

Life Skills

- Get Real, a program provided by the Girls Scouts, focused on the development of self-esteem targeting developmental age groups. The program was designed to increase self-esteem by helping girls develop the necessary skills to face challenges. The core program curriculum, which integrates research from the Girls Scout Research Institute, consists of activity booklets that guide readers through exercises to build self-esteem.
- Teen Time was provided by Planned Parenthood and provided medically accurate sexuality education covering abstinence, contraception, sexually transmitted infections, and teen pregnancy. The target population was youths between 12 and 17 years of age. Post-tests were based on the curriculum.
- Mentoring Across Cultures is a mentoring program where youths are matched with adult mentors. The program provides almost a one-to-one ratio. The program specifics were not provided in monthly reports.

Prevention: Riviera Beach YEC

Education programming in Riviera Beach's YEC experienced a shift during Year 2; two programs were offered.

Education

- Tutoring was provided by the Mentoring Center for four months (winter and spring early 2008). The tutoring was provided by volunteers (not certified teachers). Specific reading skills were targeted by a pre-test assessment during February. Strategies included a focus on finding the main idea, using the context, and drawing conclusions. During March, April, and May, the focus shifted to homework assistance for participating youths. Subject area homework support was based youths' self-reported needs.
- In July, an FCAT tutorial was provided for youths; however, the provider was not identified on the monthly reports.
- Beginning in September, homework assistance was provided by certified teachers

(English and math) from the school district. FCAT tutoring was provided during December 2008. Subject areas were determined by youths' self-report. However, many students were identified as being considerably below grade level, precluding effective homework support. A shift to remediation was planning for January 2009.

- Public Speaking forums were provided by Prime Time/Larry Woods and consisted of workshops to provide assistance and direction in public speaking. The outcome of the program included youths speaking at the local council meeting.
- Build a computer program was provided by Greg Russ/Russo Consulting Group. Participating youths were involved in a multi-week program where they learned to build a computer. Upon completion, the youths were given a certificate and were able to keep the computer they built. Pre- and post-tests were given. Pre-test scores ranged from 27 - 37 (out of 41) and post-test scores ranged from 34 – 41 (out of 41) indicating some improvement for all participating youths.

Employment

- Job shadowing opportunities were provided where youths were placed in community businesses for one day of one-the-job experience. Placements included business locations such as cosmetology, mechanics, barbers as well as the local police department and city council.
- Job placements were provided through a collaboration with the Riviera Beach's Mayor's Office. Five students were placed in jobs through the Mayor's office.
- The Dhails Community also provided an employment program and had 15 participating youths graduate from the program in December. Details of the program were not reported. A pre-test was noted as a "youth assessment."
- The Workplace Success program assisted youths in completing employment applications. The provider was not noted in monthly reports.

Life Skills

Several life skills programs were provided at various times during Year 2 at various YEC sites through the Riviera Beach YEC.

- The Substance Abuse Coalition provided a Prevention of Substance Abuse program which included discussions on the risks of substance abuse. However, the program was dropped in the second month due to low participation. Therefore, pre/post assessments were not provided.
- Teen Time was provided by Planned Parenthood and focused session discussions on health issues. Specifically, topics included sexuality education covering abstinence, contraception, sexually transmitted infections, and teen pregnancy. These sessions targeted youths between the ages of 12 and 17. Post-tests of the curriculum were provided, but not reported in time to be included in the evaluation report.
- A cooking class was offered utilizing cooking demonstrations. The program was offered for two months. The provider or details of the program were not reported.
- An Etiquette and Development program for girls and a program entitled From Prince to Kings were provided for boys. The provider and program details were not reported, except for the targeted outcome which was the development of a portfolio reflecting youths' future goals.
- Critical Thinking program was provided for two months; provider and program information was not reported.
- Man-Up Sessions and Girl Chat Sessions were provided; provider and program information was not reported.
- Goal Setting/Social Awareness programs were provided by Bishop Dukes. The sessions focused on social awareness discussions led by a facilitator.

Prevention: West Palm Beach YEC

Education

- Tutoring was provided by YEC site staff. The program provided space and opportunity for youths to study and ask questions about homework. Assistance was offered during the school year from 4:00 to 6:00 pm on Wednesday and for 2 hours on Sunday; Sundays were computer-based. Homework help was also offered daily from 12:00 to 4:00 pm from January through May. Youths could request individual level assistance on

homework, assignments, and projects. This program was reported as an education program but functions more as a site resource/unstructured program because no curriculum was utilized and assessments were not provided.

- Study Jam was offered by a math volunteer during the school year beginning in September. Youths were allowed to come into the center and seek assistance and homework help. School grade point averages were collected and reported for some participating youths.
- TNG Associates offered a class on “Understanding the World of Computers,” where youths were introduced to topics such as computer languages, memory, software programs, and how to disassemble and assemble a computer. Youths met once a week for 12 sessions to learn how to build a computer, which accumulated in the youths taking home the computer at the end of the program. Pre- and post-test scores were inconsistently reported. However, two groups of youths completed and graduated from the program during Year 2.

Employment

- Workforce Alliance offered youths training and assistance in job readiness, career coaching, employment referral, life skills, personal development, mentoring, financial literacy, and academic referrals. It was provided both on and off site. Assessments were not reported. This program was a “drop in” program; specific programming sessions were not reported.
- Teen Temps was offered to provide job readiness and job placement services for two months. Assessments were not noted or reported. Job placements were not reported.
- Audio Visual was provided by John Di Lemme; youths were able to work on an actual project for a company and saved the company \$5,000 in production costs and youths were paid \$90 each. Audio visual on-the-job training allowed youths participating in the program to create commercials and public service announcements for CJC, Channel 18, and assisted in video work. Youths were paid \$80 each for participating.

Life Skills

- Gang Resistance Educational Assistance and Training (GREAT) was offered through a six-week curriculum. The program was designed to educate middle-school-aged-youths about the danger of gang activity. Assessments were included in the curriculum; however, assessments were not reported consistently in the monthly reporting process. At the end of the program the participants were rewarded with a trip to Universal Studios.
- Sigma Beta Club, a leadership organization, provided a program that focused on recognizing, developing, and cultivating youth leaders to be an example to their peers. Specific activities and outcomes were not provided.
- Artistic Flow and Arts and Crafts were offered for one night each week (in succession). Program specifics were not provided.
- Audio visual programming was offered by Taylor Productions. The program includes pre- and post-tests, an on-site studio, and a focus on training in video development and editing. Numerous projects were completed on an ongoing basis and included on-site and community-based video production (commercials, interviews, television spots, etc.).
- Students Against Violence (YSAV) began in November. Program details and provider information was not provided.