

**CONTRACT DOCUMENTS**

**R2023-0255**

**FOR**

MAR 14 2023

**CONSTRUCTION**

**OF**

**PATHWAY & MINOR CONSTRUCTION**

**CONTINUING SERVICES CONTRACT**

**PALM BEACH COUNTY, FLORIDA**

**PROJECT NO. 2022063**

**PALM BEACH COUNTY, FLORIDA**

**PROJECT NAME: PATHWAY & MINOR  
CONSTRUCTION CONTINUING  
SERVICES CONTRACT**

**PROJECT NO.: 2022063**

**BOARD OF COUNTY COMMISSIONERS  
PALM BEACH COUNTY, FLORIDA  
ENGINEERING & PUBLIC WORKS  
ROADWAY PRODUCTION DIVISION**

**Project Name: Pathway & Minor Construction  
Continuing Services Contract**

**Project Number: 2022063**

**ADDENDUM NO. 1**

**Date of Issuance: September 30, 2022**

**BID DUE DATE CHANGED TO OCTOBER 11, 2022**

**SPECIFICATIONS: Delete: B, C, TSP-5, TSP-14 through TSP-18, P-1 through P-12**

**Insert: B-A, C-A, TSP-5A, TSP-14A through TSP-18A,  
P-1A through P-12A**

**Add: TSP-18.1**

It is required that **ADDENDUM NO. 1** be acknowledged in the space provided on the **PROPOSAL FORM**.

APPROVED BY: 

# INDEX

## **Bidding Forms**

Cover Sheet.....	Cover-
Index.....	A
Notice to Bidders .....	B
Advertisement for Bid .....	C
Submittals Requested with Bid .....	D
Instructions to Bidders.....	ITB-1 to ITB-13

## **Specifications / Provisions**

Special Provisions.....	SP-1 to SP-50
Special Provisions [Requests for Information (Contractor RFI's)] .....	SP-*
Technical Special Provisions.....	TSP-1 to TSP-32
Standard Specifications .....	SS-1
General Provisions.....	GP-1 to GP-148

## **Release / Permits / EBO Forms**

Driveway Construction Release .....	DE-1 to DE-2
Permits.....	PER-1
EBO Forms .....	EBO-1 to EBO-6

## **Proposal**

Proposal Form.....	P-1 to P-12
--------------------	-------------

## **Bid Forms / Requirements / Bid Bond**

Palm Beach County Local Preference Ordinance & Cert. of Business Location .....	LP-1 to LP-2
Living Wage Ordinance and Certifications .....	LW-1 to LW-4
Scrutinized Companies .....	SC-1
Bid Bond.....	BB-1 to BB-2
Certificate of Resolution.....	CC-1

## **Contract Forms / Requirements / Construction Bond**

Contract .....	C-1 to C-3
Public Construction Bond.....	PCB-1 to PCB-4
EBO Schedules 3 and 4 .....	PC-1 to PC-2
Certification of Sublet Work .....	SW-1
Certificate of Insurance.....	CI-1
Construction Coordination Forms .....	CONST-1 to CONST-11



**NOTICE TO BIDDERS**

**NOTICE TO BIDDERS**

**A NON-MANDATORY PRE-BID MEETING WILL BE HELD  
ON**

**THURSDAY SEPTEMBER 15, 2022 AT 10:00 A.M.**

**AT THE ENGINEERING & PUBLIC WORKS DEPARTMENT  
IN THE THIRD FLOOR MAIN CONFERENCE ROOM (3W-12)**

**LOCATED AT 2300 NORTH JOG ROAD**

**WEST PALM BEACH, FLORIDA, 33411-2745**

**ATTENDANCE VIA TELECONFERENCE OPTION: CALL  
(561) 776-2160  
PIN: 903287**

**IF THERE ARE ANY QUESTIONS CONCERNING THIS**

**MEETING,**

**PLEASE CONTACT THE OFFICE OF ROADWAY**

**PRODUCTION**

**AT (561) 684-4150**

## ADVERTISEMENT FOR BIDS

Sealed Bids will be received by the Board of County Commissioners, Palm Beach County, Florida, in the Office of Palm Beach County Engineering & Public Works Department, Roadway Production Division, located at 2300 North Jog Road, Third Floor Room 3W-33, West Palm Beach, Florida, 33411-2745, up to 2:00 P.M., local time, and opened in the Third Floor Conference Room (3W-12) on **Tuesday, October 11, 2022**, for furnishing all Materials, labor, Equipment and supplies necessary for the Construction of:

### **PATHWAY AND MINOR CONSTRUCTION CONTINUING SERVICES CONTRACT PALM BEACH COUNTY PROJECT NO. 2022063**

**Bids will be accepted** via standard shipping services (*such as UPS, FedEx, USPS, or similar*) at **2300 North Jog Road, Third Floor Room 3W-33, West Palm Beach, Florida, 33411-2745 up to the deadline listed above.**

All conditions and requirements for Bid submission, consideration, and award are contained in the Contract Documents, which are posted on the following Palm Beach County web site:

<https://pbcvssp.co.palm-beach.fl.us/webapp/vssp/AltSelfService>

To review the Contract documents for this project, go to the above URL and click on the project hyperlink. Contractors may then download and print the Contract documents (Plans, Specifications, Excel Proposal Forms, check list “with required forms” and any other related documents).

Hard copy documents will be available at the Department for a non-refundable service fee of \$50. The Contractor shall contact Palm Beach County Roadway Production Division at (561) 684-4150 in advance to arrange for hard copies.

All Bids shall be submitted in accordance with the Bid documents, including but not limited to the General Provision Section 2 and accompanied by the documentation referenced therein.

**The NON-MANDATORY Pre-Bid Meeting will be held on Thursday, September 15, 2022 at 10:00 A.M.**, in the Third Floor Main Conference Room (3W-12) in the Palm Beach County Building at 2300 North Jog Road, West Palm Beach, Florida. The pre-bid meeting may be attended via teleconference by calling (561) 776-2160 and entering PIN 903287 at the above listed date and time. Attendance at this pre-bid meeting is not mandatory but is highly recommended and strongly encouraged. To the extent you are unable to attend the pre-bid meeting, you may request and obtain an audio recording of the meeting by contacting Palm Beach County Roadway Production Division at (561) 684-4150.

The Board of County Commissioners reserves the right to reject any or all Bids. By order of the Board of County Commissioners, Palm Beach County, Florida.

ATTEST:  
JOSEPH ABRUZZO, CLERK OF THE CIRCUIT COURT  
& COMPTROLLER

DAVID RICKS, P.E., COUNTY ENGINEER

PUBLISH: PALM BEACH POST  
SUNDAY: September 4, 2022  
SUNDAY: September 11, 2022

BOARD OF COUNTY COMMISSIONERS  
PALM BEACH COUNTY, a political  
subdivision of the State of Florida, by and  
through its Board of County Commissioners

BY: Robert S. Weinroth, Mayor

**SUBMITTALS REQUESTED WITH BID**

**At a minimum, submit**

**One (1) original package containing the following:**

*(see contract documents to determine if other requirements apply)*

- \_\_\_\_\_ EBO Schedule 1 (page EBO-1) *Ensure all team members are listed*
- \_\_\_\_\_ EBO Schedules 2 (page EBO-2) *Submit a Schedule 2 for all team members*
- \_\_\_\_\_ All Proposal Pages (P pages)
- \_\_\_\_\_ Signed Contractor's Certification (last P page)
- \_\_\_\_\_ Signed/Sealed Local Preference (page LP-2)  
with Copy of Bidder's Palm Beach County Tax Receipt (if eligible)
- \_\_\_\_\_ Signed/Sealed Living Wage (pages LW-2, LW-3, LW-4)
- \_\_\_\_\_ Scrutinized Companies (page SC-1)
- \_\_\_\_\_ Bid Bond forms (pages BB-1, BB-2)  
with Acknowledged/Sealed Bid Bond/Power of Attorney
- \_\_\_\_\_ Certificate of Resolution (page CC-1)
- \_\_\_\_\_ Copy of Firm's Active License to Conduct Business in the State of Florida
- \_\_\_\_\_ Certification of Sublet Work (page SW-1)
- \_\_\_\_\_ FDOT Pre-Qualification Letter or Similar Projects Listing  
(see General Provisions Section 2-1)

**Please do not staple  
or permanently bind  
the bid documents.**

# INSTRUCTIONS TO BIDDER

Prospective Bidders are hereby advised that Division I of the FDOT Standard Specifications for Road and Bridge Construction July 2021 (and as amended herein) (Specifications) shall serve as instructions to Bidders along with the following:

1. Continuing Services Construction Contract on a Work Order Basis
2. Addenda – Changes while Bidding
3. Pre-Bid Site Inspection and NON-MANDATORY Pre-Bid Meeting
4. Laws Affecting Public Work
5. Power of Attorney
6. Equal Business Opportunity (EBO) Program
7. Incentives
8. VSS Registration Required
9. Posting of Bid Tabulations

## **1. CONTINUING SERVICES CONSTRUCTION CONTRACT ON A WORK ORDER BASIS**

See Contract Provisions for:

- **Continuing Services Construction Contract Intent:** *See Special Provisions Item #1*
- **Contract Expiration/Extension:** *See Special Provisions Item #3*
- **Method of Ordering Work:** *See Special Provisions Item #4*
- **Prosecution of the Work:** *See Special Provisions Item #5*
- **Spending Limit/Contract Amount:** *See Contract Page C-1*
- **Bond Requirements:** *See General Provisions Section 3-5*

**2. ADDENDA – CHANGES WHILE BIDDING:** No interpretation of the meaning of the Plans, Specifications or other Contract Documents will be made to any Bidder orally. Every Request for Information (RFI) is preferred to be submitted to the Director, Palm Beach County Roadway Production Division via electronic mail (e-mail) to email address:

***ENG-RoadwayBids@pbcgov.org***

RFI's may also be mailed or faxed to the Director at the following: 2300 N. Jog Road, Suite #3W-33, West Palm Beach, Florida, 33411-2745. Fax: 561-684-4166. For the RFI to be given consideration, it must be submitted at least five (5) Working Days prior to the date and time fixed for the opening of Bids.

Any and all such interpretations and any supplemental instructions will be in the form of written Addenda to the Contract Documents which, if issued, will be posted on the following URL: <https://pbcvssp.co.palm-beach.fl.us/webapp/vssp/AltSelfService>

up to seventy-two (72) hours prior to the date and time fixed for the opening of Bids. The exceptions to this notification period shall be that of an Addenda whose content is limited to the listing of additional approved manufacturers and substitutions, or one which contains minor clarifications or changes, which shall be issued up to 24 hours prior to the date fixed for the

## **INSTRUCTIONS TO BIDDERS**

Contract Letting. The request for Bids may be withdrawn, or the date for receipt of Bids may be postponed, at any time prior to the bid opening.

The Bidder shall acknowledge and certify receipt of all addenda by completing the Proposal Form page. Copies of Addenda will also be made available for inspection at the Department where Bidding Documents are on file for that purpose. Failure of any Bidder to receive any such Addenda of interpretation shall not relieve any Bidder from any obligation under the Bid as submitted. All addenda so issued shall, ultimately, become part of the Contract Documents.

### **3. PRE-BID SITE INSPECTION AND NON-MANDATORY PRE-BID MEETING**

**SITE INSPECTION** – This is a countywide continuing services construction contract on a work order basis. The sites for the work orders are to be determined as the need arises. Therefore no Department sponsored Pre-Bid Inspection Meeting will be held for this Contract.

**NON-MANDATORY PRE-BID MEETING** – See Notice to Bidders.

**4. LAWS AFFECTING PUBLIC WORK:** Bidders shall be familiar with the various Federal, State and Local Laws affecting the prosecution of the Work. As outlined in Section 2-11 of the Specifications, Palm Beach County (County) Administrative Code Section 305.02 & 402.00, and the Purchasing Ordinance (Palm Beach County Code, Chapter 2, Article III, Division 2, Part A), the County is responsible to assure the qualifications of any or all prospective Contractors.

**5. POWER OF ATTORNEY:** Attorneys-in-fact who sign Proposal Guaranties and Contract Bonds must file with such bond a certified copy of their power of attorney to sign said bonds.

### **6. EQUAL BUSINESS OPPORTUNITY PROGRAM**

Please note that all forms related to the Equal Business Opportunity (EBO) Program, including waiver forms and good faith effort documentation can be found at:  
<https://discover.pbcgov.org/oebo/Pages/Compliance-Programs.aspx>.

**6.1 - Definitions** The following terms, phrases, words and their derivations shall have the meanings given. Where not inconsistent with the context, words used in the present tense include the future tense, words in the plural number include the singular number, "any" includes "all," "and" includes "or." Capitalized terms are defined as set forth in the EBO Ordinance, and in the Contract.

6.1.1 - "**Prime**" and "**prime consultant**" mean, refer, and relate to "**Prime Contractor**," as defined in the EBO Ordinance, and to "**Consultant**," as defined in the Contract, and as applicable.

## INSTRUCTIONS TO BIDDER

6.1.2 - "**Solicitation**" and "**solicit**" mean, refer, and relate to Advertisement for Proposals.

6.1.3 - "**Proposer**" shall mean "**Bidder**"

6.1.4 - "**Proposal**" shall mean "**Bid**" as defined in the EBO Ordinance.

6.1.5 - "**Subcontractor**" shall mean "**Subconsultant**" as applicable.

### **6.2 - Policy**

It is the policy of Palm Beach County's Board of County Commissioners that all segments of its business population, including, but not limited to, small, local, minority and women owned businesses, have an equitable opportunity to participate in the Department's procurement process, prime contract and subcontract opportunities. In pursuance of that policy, the Department's Board of County Commissioners adopted an Equal Business Opportunity Ordinance which is codified in Sections 2-80.20 through 2-80.30 (as may be amended) of the Palm Beach County Code. The EBO Ordinance sets forth the Department's requirements for the EBO Program, and is incorporated herein and made part of this Contract. The Contractor must comply with the requirements contained in this section for the Contractor to be deemed responsive to the solicitation requirements. The provisions of the EBO Ordinance are applicable to this solicitation, and shall have precedence over the provisions of this solicitation in the event of a conflict. Failure to comply with the EBO Ordinance may result in any of the penalties listed in section 6.9.

### **6.3 - Application of S/M/WBE Goals through Affirmative Procurement Initiatives (APIs)**

The Contractor must adhere to the Affirmative Procurement Initiatives (APIs) as incorporated herein, including Advertisement for Bid, and the specifications set forth in Contractor's response, which are both incorporated herein by reference. Failure to comply with this Section is a material breach of this Contract. The Bidder is encouraged to seek additional small business enterprises for participation in subcontracting opportunities.

#### **6.3.1 - Application of API(s)**

The APIs approved for this solicitation, including any applicable S/M/WBE goals are:

**SBE Subcontracting Program** (EBO Ordinance Section 2.80.27(1)(c))

**A 20% SBE subcontracting participation goal is established for this Contract.**

A minimum mandatory goal of 20% of the total estimated dollar value of the Contract shall be subcontracted to SBEs, however the EBO Office shall reduce or waive this goal when there is inadequate availability of SBE prime and / or Subcontractor firms.

**MBE Subcontracting Goal** (EBO Ordinance Section 2.80.27(2)(b))

**5 percent (0 to 40%) of this Contract shall be subcontracted to certified MBEs owned by African American and/or Hispanic American.**

## **INSTRUCTIONS TO BIDDERS**

Up to 40% of this Contract as noted above, shall be subcontracted to eligible M/WBEs (i.e., certified M/WBE firms owned by African American, Hispanic American, Asian American, Native American, and non-minority women persons). However the EBO Office shall reduce or waive this goal when there is inadequate availability of M/WBE prime and / or Subcontractor firms.

Any bid that fails to comply with the API requirements included in this solicitation after the period allowed for waiver requests has lapsed shall be deemed non-responsive to the solicitation requirements.

### **6.3.2 - API Waiver Requests**

**If The Contractor is unable to comply with the API(s) requirements as set forth in this solicitation, the Contractor shall submit a request for a waiver or partial waiver at least seven (7) business days prior to the bid due date as stated in the solicitation.** If the Contractor requests a waiver from an API requirement from the Office of Equal Business Opportunity (OEBO) at least seven (7) business days prior to the bid due date, then the bid due date will be extended pending the outcome of a waiver request. Additionally, if the waiver is granted, the solicitation will be amended accordingly and the due date extended. After submission of a bid, if The Contractor, through no fault of its own, is unable to meet the S/M/WBE participation specified in its bid, then The Contractor must immediately seek substitute S/M/WBEs to fulfill the requirements and obtain the approval of the EBO Director. If, after reasonable Good Faith Efforts, as defined below, the Contractor is unable to find an acceptable substitute S/M/WBE, a post-bid opening waiver may be requested. The request shall document the reasons for the Contractor's inability to meet the goal requirement. In the event the Contractor is found not to have performed Good Faith Efforts, as defined below, in its attempt to find a suitable substitute for the initial S/M/WBE proposed utilization, one (1) or more of the penalties and sanctions as set forth in the EBO Ordinance may be applied.

### **6.3.3 - Good Faith Efforts**

Such waiver request shall include specified documentation that demonstrates satisfactory Good Faith Efforts, as defined below, were undertaken by The Contractor to comply with the requirements as described under the selected API. The Good Faith Effort waiver request with instructions for submission to the OEBO, is located on the EBO website at <https://discover.pbcgov.org/oebo/Pages/Compliance-Programs.aspx>. The OEBO shall review a waiver request within seven (7) business days of receipt. The bid due date will be extended during this review period. If the OEBO determines that adequate Good Faith Efforts, as defined below, have been demonstrated by the Contractor to warrant a partial or total waiver of the API, then the solicitation shall be amended accordingly to reflect the partial or total waiver, and any bids received by the Department in the interim shall be returned unopened. The amended solicitation shall then be advertised to all prospective

## INSTRUCTIONS TO BIDDERS

Bidders and the bid due date extended. However, if the OEBO determines that the Bidder failed to submit documentation sufficient to demonstrate that Good Faith Efforts, as defined below, were undertaken by the Bidder to support its waiver or partial waiver request, the request for waiver or partial waiver shall be denied, and the solicitation shall remain unchanged. In the event of an adverse waiver or partial waiver request decision, the Bidder shall have the right to request reconsideration of the adverse decision by the Director OEBO, and if still aggrieved, shall be subsequently entitled to the process for an appeal to a Special Master as referenced in Section 2.-80.28 (b) of the EBO Ordinance. The solicitation due date shall be extended pending the OEBO Director's reconsideration and Special Master appeal process, if requested.

### **6.3.4 - Documentation Required for Good Faith Efforts**

Documentation means documentation of the Bidder's intent to comply with the applicable API(s), including, but not limited to, the following:

- documentation as stated in the solicitation reflecting the Bidder's commitment to comply with S/M/WBE goals as established by the OEBO for a particular contract; or
- documentation of efforts made toward achieving EBO program goals
  - solicitations of bids/proposals/qualification statements from all qualified S/M/WBE firms listed in the OEBO's directory of certified S/M/WBE firms;
  - correspondence from qualified S/M/WBE firms documenting their unavailability to perform S/M/WBE contracts;
  - documentation of efforts to subdivide work into smaller quantities for subcontracting purposes to enhance opportunities for S/M/WBE firms;
  - documentation of a Prime Consultant's posting of a bond covering the work of S/M/WBE subcontractors;
  - documentation of efforts to assist S/M/WBE firms with obtaining financing, bonding or insurance required by the Bidder; and
  - documentation of consultations with trade associations and contractors that represent the interests of S/M/WBEs in order to identify qualified and available S/M/WBE subcontractors.

Scoring of Good Faith Efforts documentation and administrative determinations regarding the adequacy of such Good Faith Efforts is the responsibility of the OEBO.

### **6.4 - Proposal Submission Documentation**

S/M/WBE bidders, proposing as prime contractors, are advised that they must complete Schedule 1 and Schedule 2, listing the work to be performed by their own workforce, as well as the work to be performed by all subcontractors, including S/M/WBE subcontractors. Failure to include this information on Schedule 1 will result in the participation by the S/M/WBE prime bidder's own



## **INSTRUCTIONS TO BIDDERS**

workforce NOT being counted towards meeting the S/M/WBE goal. This requirement applies even if the S/M/WBE bidder intends to perform 100% of the work with their own workforce.

**6.4.1 - S/M/WBE Participation.** Bidder represents and warrants that Bidder will meet the S/M/WBE participation percentages submitted in its bid with the subcontractors contained on Schedules 1 and 2 and at the dollar values specified. Bidder agrees to provide any additional information requested by the Department to substantiate participation.

**6.4.2 - Bidders are required to submit Schedules 1 and 2** with their bid in order to be deemed responsive to this solicitation. Subcontractor documentation shall be submitted as follows:

### **6.4.2.1 - Schedule 1 - List of Proposed Subcontractors**

A completed Schedule 1 submitted by the prime shall list the names of all subcontractors intended to be used in performance of the Contract, if awarded. The total proposed percentage of S/M/WBE participation shall also be included on this form. This schedule shall also be used if an S/M/WBE Contractor is performing all or any portion of this Contract with their work force.

### **6.4.2.2 - Schedule 2 - Letter of Intent**

A completed Schedule 2 is a binding document between the Contractor and a subcontractor (or any tier) and should be treated as such. The Schedule 2 shall contain bolded language indicating that by signing the Schedule 2, both parties recognize this Schedule as a binding document. Each Schedule 2 shall be properly executed by the Contractor and by the proposed subcontractor. If the Contractor is an S/M/WBE, a Schedule 2 shall be submitted to document work to be performed by its workforce. All S/M/WBE(s) shall specify, in detail, the type of work they will perform along with the dollar amount they will be compensated and/or percentage of work they will perform. If any subcontractor intends to subcontract any portion of their work, they are required to list the dollar amount and the name of the subcontractor on this form. All named subcontractors on this form must also complete and submit a separate Schedule 2. The Contractor may count toward its S/M/WBE goal second and third tiered certified S/M/WBE(s); provided that the Contractor submits a completed Schedule 2 form for each S/M/WBE.

A detailed quote or bid may be attached with a signed Schedule 2.

### **6.4.2.3 – Schedule Submittals**

6.4.2.3.1 - Failure to submit a properly executed Schedule 1 and Schedule 2 will result in a bid being rejected as non-responsive to the solicitation.

## INSTRUCTIONS TO BIDDERS

6.4.2.3.2 - In the event of a conflict between Schedules 1 and 2 when calculating S/M/WBE participation, the information provided on Schedule 2 shall have precedence.

6.4.2.3.3 - In the event of mathematical error(s), the unit price, if available, shall prevail and the prime's total offer shall be corrected accordingly.

**6.4.3** - The Department reserves the right to accept the use of a subcontractor or to reject the selection of a particular subcontractor and to inspect all facilities of any subcontractors in order to make a determination as to the capability of the subcontractor to perform properly under this Contract.

### **6.5 - S/M/WBE Certification**

Only those firms certified by Palm Beach County at the time of bid submission shall be counted toward the established S/M/WBE goals. Upon receipt of a completed application, **IT TAKES UP TO NINETY (90) BUSINESS DAYS TO BECOME CERTIFIED AS AN S/M/WBE WITH PALM BEACH COUNTY.** It is the responsibility of the bidder to confirm the certification of any proposed S/M/WBE; therefore, it is recommended that bidders visit the online Vendor Directory at <https://discover.pbcgov.org/oebo/Pages/Vendor-Directory.aspx> to verify S/M/WBE certification status. Firms must continue to recertify during the life of the Contract as the Department may only count toward the established goal, work performed by an S/M/WBE during the time their certification dates are valid.

### **6.6 - Counting S/M/WBE Participation**

Once a business is determined to be an eligible S/M/WBE according to the County certification procedures, the Contractor may count toward its goals only that portion of the total dollar value of a contract performed by the S/M/WBE. Prior to issuance of this solicitation, the total dollar value of a contract will be determined by the Department by defining factors to be considered as value. Total dollar value of retail contracts shall be determined by Gross Receipts, as defined in the EBO Ordinance.

**6.6.1** - Certified S/M/WBE participation will only count toward the established goal in a business category in which it does not exceed the size standard.

**6.6.2** - The Contractor may count toward the established API a portion of the total dollar value of a contract with a joint venture, based on the clearly defined portion of the work to be performed by the certified S/M/WBE of the joint venture.

## **INSTRUCTIONS TO BIDDERS**

**6.6.3** - The Contractor may count toward the established API the entire expenditures for materials and equipment purchased by an S/M/WBE subcontractor, provided that the S/M/WBE subcontractor has the responsibility for the installation of the purchased materials and equipment.

**6.6.4** - The Contractor may count sixty percent (60%) of its expenditure to S/M/WBE suppliers / distributors that are not manufacturers toward the established goal.

**6.6.5** - The Contractor may count toward the established goal, second and third tiered certified S/M/WBEs, provided that the Prime submits a completed Schedule 2 form for each S/M/WBE.

**6.6.6** - The Contractor may count the entire expenditure to an S/M/WBE manufacturer toward the established goal (i.e., a supplier/distributor that produces goods from raw materials or substantially alters the goods before resale).

**6.6.7** - The Contractor may only count towards the established goal the goods and services in which the S/M/WBE subcontractor is certified and performs with their work force.

### **6.7 - Responsibilities After Contract Award**

#### **6.7.1 - Schedule 3- Subcontractor Activity Form**

The Contractor shall submit a completed Activity Report form (Schedule 3) with each invoice, or payment application when any subcontractor has provided services during the period in which the Prime is requesting payment. This form shall contain the names of all subcontractors, and specify the contracted dollar amount; approved change orders; revised contract amount; amount drawn this period; amount drawn to date; and payments to date issued to all subcontractors with their starting date.

#### **6.7.2 - Schedule 4- Payment Certification Form**

A fully executed Schedule 4 shall be submitted for each subcontractor after receipt of payment from the Contractor. The Contractor shall submit this form with each payment application or invoice submitted to the Department when the Department has paid the Contractor on the previous payment application for services provided by a subcontractor. If any subcontractor intends to disburse funds associated with this payment to another subcontractor for labor provided on this Contract, the amount and name of the subcontractor shall be listed on this form. All named subcontractors on this form must also complete and submit a separate Schedule 4 after receipt of payment. If the Contractor is a certified S/M/WBE, a Schedule 4 shall be submitted to reflect the amount of payment retained by the Contractor for services performed by its own workforce. All bidders hereby

## INSTRUCTIONS TO BIDDERS

agree and assure that they will meet the S/M/WBE participation percentages submitted in their respective bids with the subcontractors contained on Schedules 1 and 2 and at the dollar values specified. Respondents or bidders agree to provide any additional information requested by the Department to substantiate participation.

**6.7.3** - The successful CONSULTANT shall submit a Subcontractor Activity Form (Schedule 3) and Payment Certification Forms (Schedule 4) with each payment application or as otherwise required by EBO. **Failure to provide these forms may result in a delay in processing payment or disapproval of the invoice until they are submitted.** The Subcontractor Activity Form (Schedule 3) is to be filled out by the Contractor and the Payment Certification Forms (Schedule 4) are to be executed by the subcontractor to verify receipt of payment.

**6.7.4** - Upon letter notification by the Department that the EBO payment portal/tracking system is available for use, the Contractor is required to input all subcontractor payment information directly into the EBO payment portal prior to submitting a payment application.

**6.7.5 - Post Proposal Waiver Request.** After submission of a bid, if Bidder, through no fault of its own, is unable to meet the S/M/WBE participation specified in its bid, then Bidder must immediately seek substitute S/M/WBEs to fulfill the requirements and obtain the approval of the EBO Director. If, after reasonable Good Faith Efforts, the Bidder is unable to find an acceptable substitute S/M/WBE, a post-bid opening waiver may be requested. The request shall document the reasons for the Bidder's inability to meet the goal requirement. In the event the Bidder is found not to have performed Good Faith Efforts in its attempt to find a suitable a substitute for the initial S/M/WBE proposed utilization, one (1) or more of the penalties and sanctions as set forth herein may be imposed by the EBO Office.

**6.7.6 - Change Orders and Modifications.** If the Department's issuance of an alternate or change order on a project results in changes in the scope of Work to be performed by a S/M/WBE subcontractor listed at bid opening, the Contractor must submit a modified, completed and signed Schedule 2 that specifies the revised scope of Work to be performed by the S/M/WBE, along with the price and /or percentage.

**6.8 - S/M/WBE Substitutions** - Contractor must notify the Office of EBO of changes in S/M/WBE utilization and get prior approval for any substitutions.

If a subcontractor fails to perform or make progress, as required by this Contract, and it is necessary

## **INSTRUCTIONS TO BIDDERS**

to replace the subcontractor to complete the work in a timely fashion, the Contractor shall promptly do so, subject to acceptance of the new subcontractor by the Department.

**6.8.1** - After Contract award, the Contractor will only be permitted to substitute a certified S/M/WBE that is unwilling or unable to perform. The Contractor will only be permitted to modify the scope of work or price of an S/M/WBE listed at bid opening or date/time for submission of the response to the solicitation as a result of the Department's issuance of an amendment, alternate or change orders on a project. Substitutions shall be done with like certified S/M/WBEs in order to maintain the participation percentages submitted with the bid.

**6.8.2** - All requests for modifications or substitutions shall be submitted to the Department's Office of EBO on the EBO Request for S/M/WBE Substitution Modification Removal Form for review. Upon receiving an approval for substitution, the Contractor shall submit a completed and signed Schedule 2 for the new S/M/WBE; the new S/M/WBE shall specify the type of work to be performed, and the dollar amount and/or percentage shall also be specified upon receiving approval for modification or substitution. A detailed quote or bid may be attached with a properly executed Schedule 2.

### **6.9 - EBO Program Compliance- Penalties**

**6.9.1** - Under the EBO Ordinance, the OEBO is required to implement and monitor S/M/WBE utilization during the term of any contract resulting from this solicitation. It is the Department's policy that S/M/WBEs shall have the maximum feasible opportunity to participate in the performance of Palm Beach County contracts. All Bidders are required to comply with the EBO Ordinance and shall be expected to comply with the API(s) applicable to this solicitation, as well as the S/M/WBE utilization proposed by a Bidder in its Proposal, which utilization plan forms a part of any resulting Contract.

**6.9.2** – The Office of EBO has the right to review Contractor's records and interview Subcontractors. The Director of the OEBO or designee may require such reports, information, and documentation from the Bidder as are reasonably necessary to determine compliance with the EBO Ordinance requirements.

**6.9.2.1** - Non-compliance with the EBO Ordinance must be corrected within fifteen (15) days of notice of non-compliance.

**6.9.2.2** - If the Contractor does not resolve the non-compliance within fifteen (15) calendar days of receipt of written notice of non-compliance, then upon recommendation of sanctions by the Director of EBO or designee in consultation with the Department regarding the failure of a contractor, vendor, respondent or bidder or other business representative to comply with

## **INSTRUCTIONS TO BIDDERS**

any portion of the EBO Ordinance, the Director of the EBO or designee (for purposes of imposing penalties, the Purchasing Director shall serve as the EBO designee) may impose any or all of the following penalties on the non-complying party any or all of the following penalties:

- Suspension of Contract;
- Withholding of funds;
- Termination of Contract based upon a material breach of Contract pertaining to EBO Program compliance;
- Suspension or Debarment of a respondent or bidder, contractor or other business entity from eligibility for providing goods or services to the Department for a period not to exceed three (3) years; and
- Liquidated damages equal to the difference in dollar value of S/M/WBE participation as committed to in the Contract, and the dollar value of S/M/WBE participation as actually achieved, if applicable.

### **6.10 – Payments to Subcontractors**

**6.10.1** - Contractor shall pay subcontractors undisputed amounts within ten (10) days after Department pays the Contractor. In the event of a disputed invoice, the Contractor shall send the subcontractor(s) and Department a written notice of the dispute within five (5) days after receipt of the subject invoice.

**6.10.2** - The Contractor agrees to pay its subcontractors in compliance with the Florida Prompt Payment Act. In the event Contractor fails to comply with payments(s) to its subcontractors in accordance with the Florida Prompt Payment Act, Contractor shall be subject to any and all penalties and sanctions available under the terms of the EBO Program, its contract with the Department, or any other applicable law.

## **7. INCENTIVES**

### **Apprentice Incentive**

Palm Beach County offers an Apprentice Incentive payment to a contractor who actually expends a minimum of \$25,000 (including subcontractors) in payroll costs on apprentice wages. For purposes of this section, “apprentice” means any person who is participating in a Florida Department of Education registered apprenticeship program. The Living Wage provisions of this Contract shall not be diminished by paying an apprentice less than the Living Wage.

Upon completion of the Contract, Contractor may apply for the payment which will be added to the Contract by change order. If the County determines that the Contractor complied with the requirements of this section, it will reimburse the contractor 20% of its apprentice wages

## **INSTRUCTIONS TO BIDDERS**

(including payroll taxes, costs, and benefits) up to a maximum reimbursement of \$100,000. The request must be submitted no later than 45 days after Substantial Completion of the project.

For projects with construction costs of \$20,000,000 or greater, the threshold amount of expenditures for apprentices which must be paid to qualify for the incentive shall increase to \$50,000 and the maximum reimbursement payment to \$200,000.

To be eligible for the Apprenticeship Incentive payment, the apprentice employer (through the Contractor) must provide the following documentation: apprentice name(s), contact information, the apprentice Registered Apprenticeship Partners Information Data System (RAPIDS) Registration number, certification from the apprentice program that the employee was in good standing during the time on the project, registered trade, and certified payroll for the apprentice hours worked on the project.

The Contractor is required to forward all documentation, assembled and submitted by the apprentice employer in accordance with the above paragraph, to the County for review and disposition. Any incentive that the County approves shall be provided to the apprentice employer in full.

### **Glades Resident Incentive**

Palm Beach County offers an incentive Payment to any contractor (and subcontractors) who hires a new employee that is a resident of the Glades area for work on County contracts (Glades Employee). For purposes of this section, "resident of the Glades area" means any person whose legal residence is located in the Glades area as defined in the Palm Beach County Local Preference Ordinance.

To be eligible for the Incentive Payment, the employee must be a full-time employee of the Contractor for a minimum of 3 weeks on this project and cannot have worked for the Contractor claiming the Glades Employee as a new hire for 90 days prior to this project. Within 5 days of the Contractor hiring and the Glades Employee reporting to work at the project site, Contractor must provide the following documentation (Hiring Certification): Glades Employee name, contact information including legal residence, copy of driver's license or other proof of residence, hire date, start date at project site, and trade. Both the Glades Employee and employer must sign the Hiring Certification with signatures notarized.

The County has the right, but not the obligation, to conduct unannounced field interviews with the Glades Employee to ensure compliance with the requirements of this Section.

Upon completion of the Contract, Contractor may apply for the Incentive Payment which will be added to the Contract by change order. The documentation (Incentive Certification) required includes resubmitting of the Hiring Certification along with the employment end date or last day on the job site (whichever is earlier), a certified payroll for the hours worked on the project, and employee wages and benefits paid. The Incentive Certification must be signed by both the Glades Employee and employer with both signatures notarized. No markup will be allowed either by the General Contractor or a subcontractor.

## INSTRUCTIONS TO BIDDERS

If the County determines that the Contractor complied with the requirements of this section, it will reimburse the contractor 30% of the new employee(s) wages (including payroll taxes, costs, and benefits) up to a maximum reimbursement of \$100,000. The request must be submitted no later than 45 days after Substantial Completion of the project.

A Contractor can only claim the Incentive Payment once for each Glades Employee within a rolling twelve (12) month period, but the incentive can be claimed across multiple County contracts.

It is a Contract requirement of the Contractor that any reimbursement requested by a subcontractor under this Section be processed by the Contractor to the County for review.

**8. VSS REGISTRATION REQUIRED:** Prior to Contract award or renewal (Award), Contractor must register in the County's Vendor Self Service (VSS) at <https://pbcvssp.co.palm-beach.fl.us/webapp/vssp/AltSelfService>. If Contractor intends to use subcontractors, Contractor must also ensure that all subcontractors are registered as vendors in VSS prior to Contract Award. All subcontractor agreements must include a contractual provision requiring that the subcontractor register in VSS. County will not finalize Contract Award until Contractor has certified that the Contractor and all of its subcontractors are registered in VSS.

**9. POSTING OF BID TABULATIONS:** Recommended award will be posted for review by interested parties at the Engineering & Public Works Department located at 2300 N. Jog Rd., Suite #3W-33, West Palm Beach, Florida, 33411-2745, Florida, and will remain posted for a period of at least seventy-two (72) hours prior to approval by the Board of County Commissioners. Failure to file a protest to the Director of Purchasing Department within the time prescribed in the County Purchasing Ordinance shall constitute a waiver of proceedings under the referenced County Ordinance.



## SPECIAL PROVISIONS

- |  |   |
|--|---|
| 1. Continuing Services Construction Contract on a Work Order Basis     | 30. Regulated Substance Use Requirements  |
| 2. Award   | 31. Unit Prices   |
| 3. Expiration/Extension  | 32. Contingent Items  |
| 4. Method of Ordering (Work Orders)                                    | 33. Clearing and Grubbing   |
| 5. Prosecution of the Work   | 34. Subsoil Excavation  |
| 6. Commercial Non-Discrimination                                       | 35. Embankment  |
| 7. Palm Beach County Office of the Inspector General                   | 36. Premium for Conflict Conditions   |
| 8. Public Entity Crimes  | 37. Pipe Culverts   |
| 9. Chapter 119, F.S. Public Records                                    | 38. Pipe Culverts (Storm Sewer Pumping & Cleaning)                              |
| 10. Subletting or Assigning Contracts                                  | 39. Storm Sewer System Pipe Plugs   |
| 11. Non-Collusion  | 40. Final Pipe Inspection   |
| 12. Conflict of Interest   | 41. Video Report  |
| 13. E-Verify   | 42. Gravity Wall Construction   |
| 14. Counterparts   | 43. Irrigation System within Restoration Agreement Areas                        |
| 15. Bond Waiver Program  | 44. Color Treated and Stamped Concrete  |
| 16. Additional Insured Parties   | 45. Engraving of Curb Face  |
| 17. Use of Patented Processes, Etc.                                    | 46. Guardrail & Special Safety Pipe Rail  |
| 18. Daily Reports  | 47. Planting Standards  |
| 19. Price/Delivery/Acceptance  | 48. Resetting Fence   |
| 20. Local Government Prompt Payment Act                                | 49. Record Drawings (Roadway)   |
| 21. Basis of Payment   | 50. Record Drawings and Documents (Bridge)                                      |
| 22. Utilities Contacts   | 51. Dynamic Load Test Support   |
| 23. Maintenance of Traffic   | 52. Project Videos and Photographs  |
| 24. School Zone  | 53. Waiver of Jury Trial  |
| 25. Limits of Construction   | 54. Additional Reporting  |
| 26. Restoration Agreements   | 55. Detail for Installation of Median Irrigation Sleeves for Thoroughfare Roads |
| 27. Permit Completion Certifications                                   | 56. Supplemental Concrete at Drainage Structure Top Detail                      |
| 28. National Pollutant Discharge Elimination System (NPDES) Compliance | 57. Price Adjustment Calculations   |
| 29. Construction Impacts to Bus Operations                             |   |

## SPECIAL PROVISIONS

### **1. CONTINUING SERVICES CONSTRUCTION CONTRACT ON A WORK ORDER**

**BASIS:** The intent of this Contract is to award a Contract to a Contractor(s) to perform Work on a Work Order basis. Work Orders shall be issued on an “as needed” basis. See Special Provisions for Method of Ordering Work. The line items in the Proposal pages are intended to set unit prices for the Work Orders. No Work Orders are guaranteed as part of this Contract. The total value of Work Orders issued under this Contract shall not exceed the amount listed on page C-1 of this document, however, this may be increased by mutual agreement between the Contractor and Palm Beach County via a Contract Amendment.

**2. AWARD:** As the best interest of the Board of County Commissioners may require, the right is reserved to make award(s) on an item-by-item basis, or an all-or-none basis. See General Provision 3-2.1.

**3. EXPIRATION/EXTENSION:** The Contract expires eighteen (18) months from the date of Board approval. The Contract period may be extended for a defined period of time, not to exceed thirty-six (36) months total Contract Time.

Option for extension and other Contract deviations will only be exercised upon mutual written agreement through a Board approved Contract Amendment, while adhering to all other original terms, conditions and unit prices of the Contract.

**4. METHOD OF ORDERING (WORK ORDERS):** The Department(s) will issue Work Orders on an “as needed” basis. The Department has no obligation to issue any Work under this Contract to any Contractor. All terms and conditions of the Bid are applicable. The individual Work Orders will specify the Work to be performed, its location, a not-to-exceed cost (based on the Contract unit prices), and a schedule for performance. The Contractor will be sent a Work Order for signature. Within five (5) Working Days of receipt, the Contractor shall sign and return the Work Order along with all applicable OEBO schedules. Then each Work Order will be executed (signed) by the authorized Department representative and notice to commence will be sent to the Contractor. If the Contractor fails to sign the Work Order within the required time, the Work Order will be signed by only the authorized Department representative and will serve as the fully executed Work Order and notice to commence will be sent to the Contractor. The Contractor’s failure to sign a Work Order within five (5) Working Days does not prevent execution of the Work Order (which is solely by signature of the authorized Department representative), and all Work Orders must be performed upon notice to commence.

Upon completion of the Work Order task, the Contractor will submit an individual invoice, a copy of the original Work Order, the appropriately completed SBE-M/WBE participation forms referenced in Item 7 of the SBE-M/WBE Program section of this Contract, a Contractor’s affidavit, and consent of Surety.

Contractor shall comply will all requirements in the Contract Documents for obtaining final payment. Final payment of a Work Order does not terminate the Contract or extinguish the Surety’s obligations under the Contract.

## **SPECIAL PROVISIONS**

The Contractor will receive progress payments based on submitted invoices. The payment amount will be based on the Work done and accepted. No retainage is withheld.

**5. PROSECUTION OF THE WORK:** The Contractor will be required to maintain within Palm Beach County, at all times while this Contract is in effect, the Equipment necessary to properly carry out the provisions of these Specifications. After receiving notice to commence with the Work for a particular Work Order, the Contractor shall commence promptly within five (5) Working Days. The Contractor shall efficiently prosecute the Work with adequate personnel and Equipment until completion, which shall be within 30 Calendar Days, or as specified in the Work Order. Failure to comply with either time requirement shall result in Liquidated Damages, assessed on a Work Order basis and in the amounts shown in Section 8-10.2 of the Standard Specifications.

**6. COMMERCIAL NON-DISCRIMINATION:** The County is committed to assuring equal opportunity in the award of contracts and complies with all laws prohibiting discrimination. Pursuant to Palm Beach County Resolution R2017-1770, as may be amended, the Contractor warrants and represent that throughout the term of the Contract, including any renewals thereof, if applicable, all of its employees are treated equally during employment without regard to race, color, religion, disability, sex, age, national origin, ancestry, marital status, familial status, sexual orientation, gender identity or expression, or genetic information. Failure to meet this requirement shall be considered default of the Contract.

The Contractor represents and warrants that it will comply with the County's Commercial Nondiscrimination Policy described in Resolution 2017-1770, as amended. As part of such compliance, the Contractor shall not discriminate on the basis of race, color, national origin, religion, ancestry, sex, age, marital status, familial status, sexual orientation, gender identity or expression, disability, or genetic information in the solicitation, selection, hiring or commercial treatment of subcontractors, vendors, suppliers, or commercial customers, nor shall the Contractor retaliate against any person for reporting instances of such discrimination. The Contractor shall provide equal opportunity for subcontractors, vendors and suppliers to participate in all of its public sector and private sector subcontracting and supply opportunities, provided that nothing contained in this clause shall prohibit or limit otherwise lawful efforts to remedy the effects of marketplace discrimination that have occurred or are occurring in the County's relevant marketplace in Palm Beach County. The Contractor understands and agrees that a material violation of this clause shall be considered a material breach of any resulting contract and may result in termination of the contract, disqualification or debarment of the Contractor from participating in County contracts, or other sanctions. This clause is not enforceable by or for the benefit of, and creates no obligation to, any third party.

**All subcontractor agreements shall include this commercial non-discrimination clause.**

**7. PALM BEACH COUNTY OFFICE OF THE INSPECTOR GENERAL:** Palm Beach County has established the Office of the Inspector General in Palm Beach County Code, Section 2-421 – 2-440, as may be amended. The Inspector General's authority includes but is not limited to the power to review past, present and proposed Department contracts, transactions, accounts and records, to require the production of records, and to audit, investigate, monitor, and inspect

## SPECIAL PROVISIONS

the activities of the Contractor, its officers, agents, employees, and lobbyists in order to ensure compliance with Contract requirements and detect corruption and fraud.

Failure to cooperate with the Inspector General or interfering with or impeding any investigation shall be in violation of Palm Beach County Code, Section 2-421 – 2-440, and punished pursuant to Section 125.69, Florida Statutes, in the same manner as a second degree misdemeanor.

**8. PUBLIC ENTITY CRIMES:** In accordance with F.S. 287.133 (2) (a), persons and affiliates who have been placed on the convicted vendor list may not submit Bids, Contract with, or perform work (as a contractor, supplier, subcontractor or consultant) with any public entity (i.e. Palm Beach County) in excess of Twenty five Thousand dollars (or such other amount as may be hereafter established by the Florida Division of Purchasing in accordance with F.S. 287.017) for a period of 36 months from the date of being placed on the convicted vendor list.

As provided in F.S. 287.132-133, by entering into this Contract or performing any Work in furtherance hereof, the contractor certifies that it, its affiliates, suppliers, subcontractors and consultants who will perform hereunder, have not been placed on the convicted vendor list maintained by the State of Florida Department of Management Services within the 36 months immediately preceding the date hereof. This notice is required by F.S. 287-133(3)(a).

The Contractor, Contractor's employees, or subcontractors of Contractor and employees of subcontractors shall comply with Palm Beach County Code, Section 2-371 - 2-377, the Palm Beach County Criminal History Records Check Ordinance (Ordinance), for unescorted access to critical facilities (Critical Facilities) or criminal justice information facilities (CJI Facilities) as identified in Resolutions R2013-1470 and R2015-0572, as amended. The Contractor is solely responsible for the financial, schedule, and/or staffing implications of this Ordinance. Further, the Contractor acknowledges that its Contract price includes any and all direct or indirect costs associated with compliance with this Ordinance, except for the applicable FDLE/FBI fees that shall be paid by the Department.

This Contract may include sites and/or buildings which have been designated as either "critical facilities" or "criminal justice information facilities" pursuant to the Ordinance and above referenced Resolutions, as amended. Department staff representing the Department will contact the Contractor(s) and provide specific instructions for meeting the requirements of this Ordinance. Individuals passing the background check will be issued a badge. The Contractor shall make every effort to collect the badges of its employees and its subcontractors' employees upon conclusion of the Contract and return them to the Department. If the Contractor or its subcontractor(s) terminates an employee who has been issued a badge, the Contractor must notify the Department within two (2) hours. At the time of termination, the Contractor shall retrieve the badge and shall return it to the Department in a timely manner.

The Department reserves the right to suspend the Contractor if the Contractor 1) does not comply with the requirements of County Code Section 2-371 - 2-377, as amended; 2) does not contact the Department regarding a terminated Contractor employee or subcontractor employee within the stated time; or 3) fails to make a good faith effort in attempting to comply with the badge retrieval policy.

## **SPECIAL PROVISIONS**

### **9. CHAPTER 119, F.S. PUBLIC RECORDS**

Notwithstanding anything contained herein, as provided under Section 119.070 I, F.S., if the Contractor: (i) provides a service; and (ii) acts on behalf of the Department as provided under Section 119.011(2) F.S., the Contractor shall comply with the requirements of Section 119.0701, Florida Statutes, as it may be amended from time to time. The Contractor is specifically required to:

1. Keep and maintain public records required by the Department to perform services as provided under this Contract.
2. Upon request from the Department's Custodian of Public Records, provide the Department with a copy of the requested records or allow the records to be inspected or copied within a reasonable time at a cost that does not exceed the cost provided in Chapter 119 or as otherwise provided by law. The Contractor further agrees that all fees, charges and expenses shall be determined in accordance with Palm Beach County PPM CW-F-002, Fees Associated with Public Records Requests, as it may be amended or replaced from time to time.
3. Ensure that public records that are exempt, or confidential and exempt from public records disclosure requirements are not disclosed except as authorized by law for the duration of the Contract term and following completion of the Contract, if the Contractor does not transfer the records to the public agency.
4. Upon completion of the Contract the Contractor shall transfer, at no cost to the Department, all public records in possession of the Contractor unless notified by the Department's representative/liaison, on behalf of the Department's Custodian of Public Records, to keep and maintain public records required by the Department to perform the service. If the Contractor transfers all public records to the Department upon completion of the Contract, the Contractor shall destroy any duplicate public records that are exempt, or confidential and exempt from public records disclosure requirements. If the Contractor keeps and maintains public records upon completion of the Contract, the Contractor shall meet all applicable requirements for retaining public records. All records stored electronically by the Contractor must be provided to the Department, upon request of the Department's Custodian of Public Records, in a format that is compatible with the information technology systems of the Department, at no cost to the Department.

Failure of the Contractor to comply with the requirements of this Article shall be a material breach of this Contract. The Department shall have the right to exercise any and all remedies available to it, including but not limited to, the right to terminate for cause. Contractor acknowledges that it has familiarized itself with the requirements of Chapter 119, F.S., and other requirements of State law applicable to public records not specifically set forth herein.

## SPECIAL PROVISIONS

**IF THE CONTRACTOR HAS QUESTIONS REGARDING THE APPLICATION OF CHAPTER 119, FLORIDA STATUTES, TO THE CONTRACTOR'S DUTY TO PROVIDE PUBLIC RECORDS RELATING TO THIS CONTRACT, PLEASE CONTACT THE CUSTODIAN OF PUBLIC RECORDS AT:**

**Records Request, Palm Beach County Public Affairs Dept.  
301 N. Olive Avenue  
West Palm Beach, FL 33401  
By email at: [RECORDSREQUEST@PBCGOV.ORG](mailto:RECORDSREQUEST@PBCGOV.ORG)  
Or by Telephone at: 561-355-6680**

**10. SUBLETTING OR ASSIGNING CONTRACTS:** All awards will be made with the understanding that the Work awarded will be performed by the Contractor to whom the award is made, with the assistance of workers, under the Contractor's immediate supervision, and the Contract shall not be sublet, conveyed, transferred or assigned to another Contractor except with the consent of the Department. In no event will the Contractor be released from responsibility. Contractor shall perform not less than 40% of the total Contract amount with its own organization.

**11. NON-COLLUSION:** Bidder certifies that this Bid is made without prior understanding, agreement, or connection with any corporation, firm or person submitting a Bid for the same Materials, services, supplies, or Equipment and is in all respects fair and without collusion or fraud. Conviction for the commission of any fraud or act of collusion in connection with any sale, bid, quotation, proposal or other act incident to doing business with Palm Beach County may result in permanent debarment.

No premiums, rebates or gratuities permitted; either with, prior to or after any delivery of material or provision of services. Any such violation may result in award cancellation, return of Materials, discontinuation of services, removal from the vendor bid list(s), and/or debarment or suspension from doing business with Palm Beach County.

**12. CONFLICT OF INTEREST:** The award is subject to the provisions of the applicable Federal laws, rules and regulations, the Florida Statutes and the Department's ordinances and resolutions. All Bidders must disclose with their Bid the name of any officer, director, or agent of their firm who is also an employee of the Department.

The Contractor represents that it presently has no interest and shall acquire no interest, either direct or indirect, which would conflict in any manner with the performance of services required hereunder, as provided for in Chapter 112, Part III, Florida Statutes, and the Palm Beach County Code of Ethics. The Contractor further represents that no person having any such conflict of interest shall be employed for said performance of services.

## SPECIAL PROVISIONS

The Contractor shall promptly notify the Department's representative, in writing, by certified mail, of all potential conflicts of interest of any prospective business association, interest or other circumstance which may influence or appear to influence the Contractor's judgement or quality of services being provided hereunder. Such written notification shall identify the prospective business association, interest or circumstance, the nature of Work that the Contractor may undertake and request an opinion of the Department as to whether the association, interest or circumstance would, in the opinion of the Department, constitute a conflict of interest if entered into by the Contractor. The Department agrees to notify the Contractor of its opinion by certified mail within thirty (30) days of receipt of notification by the Contractor. If, in the opinion of the Department, the prospective business association, interest or circumstance would not constitute a conflict of interest by the Contractor, the Department shall so state in the notification and the Contractor shall, at its option, enter into said association, interest or circumstance and it shall be deemed not in conflict of interest with respect to services provided to the Department by the Contractor under the terms of this Contract.

Further, all Bidders must disclose the name of any Department employee who owns, directly or indirectly, an interest of ten percent or more in the Bidder's firm or any of its branches.

**13. E-VERIFY:** Contractor warrants and represents that it is in compliance with section 448.095, Florida Statutes, as may be amended, and that it: (1) is registered with the E-Verify System (E-Verify.gov), and uses the E-Verify System to electronically verify the employment eligibility of all newly hired workers; and (2) has verified that all of Contractor's subcontractors performing the duties and obligations of this Contract are registered with the E-Verify System, and use the E-Verify System to electronically verify the employment eligibility of all newly hired workers.

Contractor shall obtain from each of its subcontractors an affidavit stating that the subcontractors does not employ, contract with, or subcontract with an Unauthorized Alien, as that term is defined in section 448.095(1)(k), Florida Statutes, as may be amended. Contractor shall maintain a copy of any such affidavit from a subcontractors for, at a minimum, the duration of the subcontract and any extension thereof. This provision shall not supersede any provision of this Contract which requires a longer retention period.

The Department shall terminate this Contract if it has a good faith belief that Contractor has knowingly violated Section 448.09(1), Florida Statutes, as may be amended. If the Department has a good faith belief that Contractor's subcontractors has knowingly violated section 448.09(1), Florida Statutes, as may be amended, the Department shall notify Contractor to terminate its contract with the subcontractors and Contractor shall immediately terminate its contract with the subcontractors. If the Department terminates this Contract pursuant to the above, Contractor shall be barred from being awarded a future contract by the Department for a period of one (1) year from the date on which this Contract was terminated. In the event of such contract termination, Contractor shall also be liable for any additional costs incurred by the Department as a result of the termination.

**14. COUNTERPARTS:** This Contract, including the exhibits referenced herein, may be executed in one or more counterparts, all of which shall constitute collectively but one and the same

## SPECIAL PROVISIONS

Contract. The Department may execute the Contract through electronic or manual means. Contractor shall execute by manual means only, unless the Department provides otherwise.

**15. BOND WAIVER PROGRAM:** A Bid Bond is not required for bids of less than \$50,000 and will be waived for all other bids of less than \$200,000 if the Bidder is going to participate in the Bond Waiver Program, provided that the Bidder complies with Palm Beach County Resolution R89-1178 and with Palm Beach County Policies and Procedures relative to the Bond Waiver Program (CW-F-016). For bids with values between \$50,000 and \$200,000, the Bidder must complete an affidavit entitled "Intent to Participate in Bond Waiver Program Bid Affidavit" or provide a Bid Bond. Failure to provide a Bid Bond or complete and return this affidavit with the Bid shall result in rejection of the Bid. For all contracts less than \$200,000, the Public Construction Bond will be waived as well, provided that the Bidder complies with Palm Beach County Resolution R89-1178 and with Palm Beach County Policies and Procedures relative to the Bond Waiver Program (CW-F-016). Copies of the requirements of the Bond Waiver Program (CW-F-016) can be found at the following website: <http://discover.pbcgov.org/PDF/PPM/Index.pdf>. The forms for the Bond Waiver Program can be found at <http://discover.pbcgov.org/engineering/roadwayproduction/Pages/Bid-Documents.aspx>.



# SPECIAL PROVISIONS

## INTENT TO PARTICIPATE IN BOND WAIVER PROGRAM BID AFFIDAVIT

Project Number: \_\_\_\_\_

If the Contractor intends on participating in the Bond Waiver Program, this form must be completed in its entirety and returned with the Contractor's Bid.

***FAILURE TO COMPLETE THIS FORM OR INCLUDE A BID BOND FOR PROJECTS WITH VALUES BETWEEN \$50,000 AND \$200,000, SHALL RESULT IN REJECTION OF THE BID.***

\_\_\_\_\_ (Bidder) hereby states that it intends on participating in the Bond Waiver Program as described in Palm Beach County Resolution R89-1178 and Palm Beach County Policies and Procedures.

\_\_\_\_\_  
Contractor Signature

\_\_\_\_\_  
Title

STATE OF \_\_\_\_\_

COUNTY OF \_\_\_\_\_

The foregoing instrument was acknowledged before me by means of  physical presence or  online notarization, this \_\_\_\_\_ day of \_\_\_\_\_, 20\_\_\_\_, by \_\_\_\_\_ (name) as \_\_\_\_\_ (title) for \_\_\_\_\_ (firm), on behalf of the (choose one) corporation / company / partnership, who is  personally known to me or has produced \_\_\_\_\_ (type of identification) as identification.

\_\_\_\_\_  
Notary Signature

Notary Public, State of \_\_\_\_\_

(Stamp/Seal)

\_\_\_\_\_  
Print Notary Name

Commission Number

My Commission Expires \_\_\_\_\_

## SPECIAL PROVISIONS

**16. ADDITIONAL INSURED PARTIES:** The Contractor performing the construction for Palm Beach County (County) shall be required to carry and furnish insurance coverage, in accordance with General Provision Section 7-13, "Insurance Required", naming County as additional insured on the Certificate of Insurance Form(s), which shall reference the Project Limits and the Project Number, and shall read: "Palm Beach County Board of County Commissioners, a Political Subdivision of the State of Florida, its Officers, Employees and Agents".

Where the limits of Work for this Department project impact the rights-of-way of other agencies (e.g., Florida Department of Transportation (FDOT); South Florida Water Management District (SFWMD); Lake Worth Drainage District (LWDD); and other agencies as applicable), said parties shall also be named as "ADDITIONAL INSURED", either on the same form or on separate forms.

The Contractor shall coordinate all Work within the rights-of-way and air rights-of-way, as they apply, through the Engineer. Also, the Contractor shall notify the County and the agencies, as required in the Contract Documents or within a reasonable time frame prior to the start of any Work within said Right-of-Way, to allow for appropriate accommodations by the agencies.

**17. USE OF PATENTED PROCESSES, ETC.:** The basis on which a Contract will be awarded will be the bid prices. Prices shall include all charges for the use of patent processes, Materials or methods, and for all other similar incidental charges not expressly provided for in these Contract Documents.

**18. DAILY REPORTS:** The Contractor shall keep daily reports of all personnel and Equipment on the project for review by the Department for the entire Contract Time.

**19. PRICE/DELIVERY/ACCEPTANCE:** Price quoted must be the price for new merchandise and free from defects. Any Bids containing modifying or "escalator" clauses will not be considered unless specifically requested in the Bid Specifications.

Deliveries of all items shall be made as soon as possible. **Deliveries resulting from this Bid are to be made during the normal working hours of the Department.** Time is of the essence and the Bidder's delivery date must be specified and adhered to. Should the Bidder, to whom the order or Contract is awarded, fail to deliver on or before his/her stated date, the Department reserves the right to **CANCEL** the order or Contract and make the purchase elsewhere. The successful Bidder(s) shall be responsible for making any and all claims against carriers for missing or damaged items.

Delivered items will not be considered "accepted" until authorized agent for the Department has, by inspection or test of such items, determined that they fully comply with Specifications.

The Board of County Commissioners may return, for full credit, any item(s) received which fail to meet the Department's performance standards.

## SPECIAL PROVISIONS

**20. LOCAL GOVERNMENT PROMPT PAYMENT ACT:** In accordance with the Local Government Prompt Payment Act (F.S. 218.70, *et seq*), the Contractor is hereby notified of the following:

1. The Contractor will be notified at the Pre Construction Meeting the manner in which pay requests are to be prepared and directed to the Department. For a pay request to be deemed acceptable, the Contractor must provide the following:

Pay Request No. 1

- OEBO Schedule 3
- Certification of Compliance with the Living Wage Ordinance

Pay Request No. 2 and all others following, but not including the Final

- OEBO Schedule 3
- OEBO Schedule 4
- Disbursement of Previous Periodic Payments to Subcontractors
- Certification of Compliance with the Living Wage Ordinance

Final Pay Request

- OEBO Schedule 3
- OEBO Schedule 4
- Disbursement of Previous Periodic Payments to Subcontractors
- Disbursement of Final Payment to Subcontractors
- Form 1
- Form 2 including Bonding Affidavit
- Record of Construction Materials Affidavit
- Certification of Compliance with the Living Wage Ordinance
- Equal Business Opportunity (EBO) Final Participation Form
- Release and Concurrence of Final Payment Amount
- Form of Guarantee

2. A single list of items (Punch List) required to render the Work complete, satisfactory, and acceptable will be prepared by the Department. The Punch List shall be developed as a result of a joint inspection of the Work, conducted within 30 Calendar Days after reaching substantial completion, by the Contractor, together with the Department, with all unsatisfactory Work listed on the Punch List. The Punch List shall be provided to the Contractor within 5 Working Days of the joint inspection.
3. If the pay request and support data are not approved, the Contractor is required to submit new, revised or missing information according to the Department's instructions. Otherwise, the Contractor shall prepare and submit to Department an invoice in accordance with the estimate, as approved. In the event any dispute with respect to any payment or pay request cannot be resolved between the Contractor and the Department, Contractor shall, in accordance with the alternative dispute resolution requirements of Florida Statute section 218.76, demand in writing a meeting with and review by the County Engineer. In place of the County Engineer,

## SPECIAL PROVISIONS

the Deputy County Engineer may conduct the meeting and review. Such meeting and review shall occur within forty-five (45) Working Days of receipt by the Department of Contractor's written demand. The County Engineer, or Deputy County Engineer, shall issue a written decision on the dispute within fifteen (15) Working Days of such meeting. This decision shall be deemed the Department's final decision for the purposes of the Local Government Prompt Payment Act.

Contractor must remit undisputed payment due for labor, services, or materials furnished by subcontractors and suppliers hired by the Contractor, within 10 days after the Contractor's receipt of payment from the Department, pursuant to Section 218.70 et seq., Florida Statutes. Contractor shall provide subcontractors and suppliers hired by Contractor with a written notice of disputed invoice within 5 business days after receipt of invoice which clearly states the reasons for the disputed invoice.

**21. BASIS OF PAYMENT:** Payment will be based on field measured quantities. No additional payment will be made for any Work which exceeds that called for in the Contract Documents.

**22. UTILITIES CONTACTS:** Potential utility conflicts may vary with each Work site. Prior to commencing Work, the Contractor shall visit the Work site and ascertain all site conditions, including utilities. It shall be the Contractor's responsibility to avoid conflicts with existing underground and overhead utilities and structures. Contractor shall contact the utility owners to arrange for protection or adjustment of utilities as provided in Section 7.

The Contractor shall notify all utilities servicing the Work area at least 48-hours prior to any excavation so that underground utilities may be located. The Contractor has the responsibility to contact **Sunshine State One-Call of Florida, Inc. at 1-800-432-4770** to schedule marking locations of the utilities which subscribe to their service. The Contractor shall also call (561) 641-3429 for Palm Beach County Water Utility locations and call (561) 233-3900 for Palm Beach County Traffic Control Utility locations.

The Contractor shall properly maintain and protect all utilities. The Contractor shall be responsible for the cost to repair all damages to utilities caused by his operations.

The Contractor shall fully cooperate at all times with the Owners of Utility Companies in order to maintain the operation of the existing utilities with the least amount of interference and interruption possible.

When utility installation/adjustments are included as part of the Proposal, all utility companies (including Palm Beach County Water Utilities Dept.) reserve the right to accept or reject Bid items on their part of Work and perform their Work by their forces or other contracted forces.

**23. MAINTENANCE OF TRAFFIC:** Maintenance of Traffic (MOT) shall be considered incidental to, and shall be included in, unit prices for the pay items. If the Contractor and/or its subcontractors do not perform the MOT and do not install and maintain those items covered under MOT according to the requirements of the standards, then Palm Beach County reserves the right

## **SPECIAL PROVISIONS**

to reduce said item based on the pro rata performance as determined by the Department on each payment application or \$1,000.00 per day, whichever is greater.

The Contractor shall assure compliance with FDOT Index 600 of the current Roadway and Traffic Design Standards. All references to “determinations by engineer” will be the responsibility of the Contractor, and shall be brought to the attention of the Department prior to implementation. The cost of complying with the stated standards shall be incidental to the MOT pay item. The Contractor shall ensure that at no time will traffic (temporary or otherwise) be permitted over installed exfiltration trenches.

MOT plans will not be approved until signal modification plans have been approved by the Department.

### Pedestrian MOT:

Pedestrian traffic must be maintained throughout the duration of construction unless otherwise indicated.

All pedestrian detours for MOT to be pre-approved by the Department.

Existing pedestrian crossings shall not be eliminated without prior approval from the Department.

All projects that impact pedestrian traffic of any type shall include “Pedestrian MOT” in accordance with the General Provisions, the cost of which will be incidental to the MOT pay item.

### Closures:

For any lane closures that extend into the peak hour(s) or any other lane closure time restriction presented in the Contract Documents, the Contractor may be charged up to \$1,000.00 per lane per ½ hour.

Lights and flags are required on the first two warning signs in the series.

The Contractor shall not close any existing auxiliary traffic lanes during construction at signalized intersections. Entrances to schools, hospitals, high volume shopping centers, and residential developments shall not be closed unless preapproved by the Department.

### Traffic Signal MOT:

The Contractor shall maintain existing traffic signal operations at all times.

Any traffic signal modifications necessary for the Work must be approved by the Department. Traffic signal modification requests must include a legible plan which clearly shows the signal head faces and their alignment with proposed traffic lanes and signal phasing. All traffic signal modifications must comply with the MUTCD.

Traffic signal heads must be aligned properly with traffic lanes and an adequate number of signal heads must be provided for all lanes.

## SPECIAL PROVISIONS

Prior to activating a new traffic signal or modifying/replacing an existing traffic signal the Contractor shall confirm with the Department that all traffic lanes are operational. The Contractor shall obtain Department approval prior to activating a traffic signal.

If traffic lanes are not operational when a new traffic signal is activated, the Contractor shall modify the signal heads to align with the existing traffic lanes at the time of activation. When all of the final traffic lanes are operational, the Contractor shall adjust the signal heads to align with the final traffic lanes.

The Department will provide traffic signal timing details for the different phases of the Work. The Contractor shall notify the Department at least one week prior to any Work at signalized intersections. For Traffic Signal topics the Department can be contacted at:

Palm Beach County Engineering Department  
Traffic Division / Timing Section  
(561) 684-4030 or (561) 681-4320

Any necessary signal timing changes made by the Contractor to address safety and/or operational issues must be communicated to the Department within two hours.

When traffic control devices are required for extended or overnight lane closures a change order to add the lump sum pay item 'Special MOT' to the Work Order may be negotiated at the Contractor's request. This pay item, if approved, would be negotiated separately for each Work Order and its price will depend on the duration of the required MOT, and the quantity and types of required traffic control devices.

### **24. SCHOOL ZONE**

During the first and last weeks of the school year, no Work may occur within a school zone.

**25. LIMITS OF CONSTRUCTION:** The Contractor shall confine the construction of the Roadway within the limits of the right of way unless the right of entry to adjacent properties has been acquired by the Department at the time of construction.

**26. RESTORATION AGREEMENTS:** Contractor is hereby notified that any construction performed within Restoration Agreement (RA) areas shall be restored to a condition similar or equal to that existing before such construction occurred, at no expense to the Department. Prior to disturbing the Restoration Agreement area, the Contractor shall stake the RA limits, locate/document all improvements within the area, and submit this information to the Department, prior to starting construction. Upon completion of the construction, the Engineer, together with the Contractor, shall conduct an inspection of the area to confirm that all improvements have been appropriately restored. Payment for all Work to complete the item shall be incidental to the cost of the Project.

## **SPECIAL PROVISIONS**

**27. PERMIT COMPLETION CERTIFICATIONS:** The Contractor is advised that this Contract includes completing and executing all Construction Completion/Construction Certifications as required by each permit included in the PER section of the Contract Documents.

The Contractor is responsible for retaining the services of a Professional Engineer, registered in the State of Florida and qualified in the field of the required Work, to inspect the Work related to Permit(s), and certify in accordance with the instructions of each permit.

The Contractor shall submit two (2) originals of the completed and executed form to the Department, along with the required "As-Built" information (to be obtained by the Contractor).

All costs associated with Permit Compliance Certifications, including obtaining and depicting "As-built" information are incidental to the Contract.

**28. NATIONAL POLLUTANT DISCHARGE ELIMINATION SYSTEM (NPDES) COMPLIANCE:** This Contract requires compliance with the NPDES General Permit. The "Florida Department of Environmental Protection NPDES Generic Permit For Stormwater Discharge from Large and Small Construction Activities", dated February 2015, which contains the description and requirements of the permit, is available at the following URL:

**<http://www.dep.state.fl.us/water/stormwater/npdes/docs/cgp.pdf>**

The MSWORD format of the Stormwater Pollution Prevention Plan (SWPPP) template is available at the following URL:

**<http://www.dep.state.fl.us/water/stormwater/npdes/SWPPP.htm>**

Notice of Intent and Notice of Termination forms are available on DEP's URL:

**[http://dep.state.fl.us/water/stormwater/npdes/permits\\_forms.htm](http://dep.state.fl.us/water/stormwater/npdes/permits_forms.htm)**

The Contractor shall complete and submit the NOI and payment to DEP, and if discharging to the County's MS4 facility, provide a copy of the NOI or the acknowledgement letter within 7 calendar days to the Department (<https://floridadep.gov/water/stormwater/content/construction-activity-cgp>). If a SWPPP is not included in the Contract Plans, or the Contractor chooses to prepare his own SWPPP, the SWPPP template shall be utilized by the Contractor for developing the SWPPP for the project. Any SWPPP prepared by the Contractor shall be submitted to the Department at the Pre-Construction meeting for the project for approval by the Engineer.

Failure to sign any required documents or certification statements will be considered a default of the Contract. Any soil disturbing activities performed without the required signed documents or certification statements may be considered a violation of the DEP Generic Permit.

All costs associated with obtaining and complying with the provisions of this permit and to all federal, State and local storm water pollution prevention permits, rules, laws or ordinances, including the implementation of the SWPPP for the project during construction are incidental to

## SPECIAL PROVISIONS

the Contract. Also included is the cost of all construction erosion and pollution control measures not covered under other specific pay items, the cost of performing and executing the joint inspection & maintenance reports (as shown in the SWPPP “Template”), and the execution of the Contractor Certification form of the Proposal pages. The Contractor Certification form must be signed and submitted with the Bid Proposal.

### SITE DESCRIPTION

**Project Name and Location:**                    **Pathway and Minor Construction Continuing Services Contract**  
Palm Beach County, Florida

**Palm Beach County Project No.:**    **2022063**

**Owner Name and Address:**                Board of County Commissioners,  
Palm Beach County  
Roadway Production Division  
2300 N. Jog Road  
West Palm Beach, FL 33411

**Work Description:**                            **Pathway and Minor construction**

**Runoff Coefficient:**                        **TBD**

**Site Area:**                                    **TBD**

**Site Map:**                                     **TBD**

**Sequence of Major Soil Disturbing Activities:**    **TBD**

**Name of Receiving Bodies:**                **TBD**

**29. CONSTRUCTION IMPACTS TO BUS OPERATIONS:** Public Works and private development construction activities often impact Palm Tran bus operations and bus stops. Timely communication and coordination with Palm Tran and other affected transit agencies during preliminary project.

Planning is essential in order to prevent potential conflicts. Contractors should make every effort to schedule their Work to minimize impacts and the duration of impacts to transit operations and riders.

Contractors should provide Palm Tran with the name and telephone contact of their construction managers prior to the commencement of all construction projects affecting bus stops or impacting bus routes.

- Contact Palm Tran for coordination and review requirements (561 841-4246, 561 841-4223,



## **SPECIAL PROVISIONS**

or 561 841-4224).

- Maintenance of rider access to and from bus stops during construction is desirable. This issue should be discussed at the Pre-Construction Meeting.
- All Work shall conform to the requirements of the Americans with Disabilities Act (ADA), including provisions for temporary access to and from bus stops.
- If necessary, the contractor shall work with Palm Tran to establish an approved temporary bus stop location.
- Contractor shall notify Palm Tran through Palm Beach County Construction Coordination Division at least 10 Working Days (2 weeks) in advance of the start of construction, modification of construction effort with transit impacts, and construction completion, so that Palm Tran can advise its riders.
- Contractor may not remove any bus stop signs, transit shelters, transit benches, or other related transit infrastructure without prior Palm Tran authorization. Contractor may be asked to remove existing bus stop signage or install temporary and permanent bus stop signage. Typically, Palm Tran will make arrangements to remove all other transit infrastructure. If Palm Tran does not remove their facilities in a timely manner, these facilities may become part of the clearing and grubbing.
- Contractor is responsible for construction of an approved ADA accessible access to and from bus stop boarding and alighting areas, when called for in the Plans.
- The cost for the above is incidental to the project.

### **30. REGULATED SUBSTANCE USE REQUIREMENTS**

#### **“Best Management Practices” for the Construction Industry**

- A. The Contractor shall be responsible for assuring that each contractor or subcontractor evaluates each site before construction is initiated to determine if any site conditions may post particular problems for the handling of any Regulated Substances. For instance, handling Regulated Substances in the proximity of water bodies or wetlands may be improper.
- B. If any regulated substances are stored on the construction site during the construction process, they shall be stored in a location and manner which will minimize any possible risk of release to the environment. Any Regulated Substances shall have constructed below it an impervious containment system constructed of Materials of sufficient thickness, density and composition that will prevent the discharge to the land, groundwater, or surface waters, or any pollutant which may emanate from said storage container or containers. Each containment system shall be able to contain 150% of the contents of all storage containers above the containment system.
- C. Each contractor shall familiarize themselves with the manufacturer’s safety data sheet supplied with each material containing a Regulated Substance and shall be familiar with procedures required to contain and clean up any releases of the Regulated Substance. Any tools or Equipment necessary to accomplish same shall be available in case of a release.

## SPECIAL PROVISIONS

D. Upon completion of construction, all unused and waste Regulated Substance and containment systems shall be removed from the construction site by the responsible contractor and shall be disposed of in a proper manner as prescribed by law.

**31. UNIT PRICES:** The Contractor is advised that the Contract is a unit price contract. As such, the Bidder shall include all labor, Materials, transportation, Equipment, fuel, and all other items necessary to complete the item of Work, in the unit price for the item. All items incidental to or necessary for the completion of the bid item shall be included in the unit price for the item.

The Contractor shall also comply with to Section 9-3.1 in relation to unit prices.

**32. CONTINGENT ITEMS:** The Contractor shall not use contingent items to meet the EBO goal(s) participation for the Contract. The SBE and M/WBE participation goals established for the Contract, as specified in the Instructions to Bidders, shall include all pay items for the project, less the contingency items. The use of contingent pay items shall only increase the SBE and M/WBE participation of the Contract, over and above the required goals achieved by use of regular pay items.

**33. CLEARING AND GRUBBING:** The Contractor is required to notify the owner of any fences, irrigation systems, etc., that lie within the Right-of-Way, to give them the courtesy to remove them before construction. The Contractor shall replace fences, shrubbery, sod, etc., within the limits of construction and outside the Right-of-Way to their original condition, unless otherwise directed by the Engineer. Cost of which is incidental to construction. All Work associated with the re-establishment and/or temporary relocation of mailboxes shall be done in accordance with Index no. 532 of the current FDOT Roadway and Traffic Design Standards. Specific attention should be directed to coordination with the local postmaster. Payment for all Work required to establish each mailbox in the temporary and/or final location, including any material required to construct the mailbox to current standards, shall be included in the cost of clearing and grubbing, unless the Contract includes a pay item for the Work.

**34. SUBSOIL EXCAVATION:** Where muck, rock, clay, or other material within the limits of the Roadway is unsuitable in its original position, excavate such material to the cross-sections shown in the Plans or indicated by the Engineer, and backfill with suitable material. Shape backfill material to the required cross-sections. Where the removal of plastic soils below the finished earthwork grade is required, meet a construction tolerance, from the lines shown in the Plans as the removal limits, of  $\pm 0.2$  feet in depth and  $\pm 6$  inches (each side) in width. Final payment for the Subsoil Excavation, CY will be based on initial and final cross sections, and signed & sealed quantity computations which are to be prepared by a Professional Land Surveyor or Professional Engineer licensed in the State of Florida, and submitted to the Department for acceptance. Initial cross sections shall be taken at 50 foot intervals, or as otherwise directed by the Engineer. When the excavation of unsuitable material is completed to satisfy field conditions, and verified as such by the Engineer, final cross sections shall be taken at 50 foot intervals, or as otherwise directed by the Engineer. The cross sections shall show elevations at the appropriate break points and shall be plotted. Quantity computations shall be prepared (using the Average End Area Method), and submitted to the Engineer for acceptance. The Contractor is advised that no compensation will be made for excavation below the depth required to satisfactorily remove the unsuitable material. The

## SPECIAL PROVISIONS

cost for the cross sections and computations shall be incidental to the pay item, Subsoil Excavation, CY Subsoil Excavation, CY, shall include the cost of embankment to replace the excavated subsoil, labor, Materials, Equipment, fuel, transportation and other related Work to complete the pay item.

**35. EMBANKMENT:** The quantity will be at the plan quantity compacted in place. Where payment for embankment is not to be included in the payment for the excavation, and is to be paid for on a cubic yard basis for the item of Embankment, the plan quantities to be paid for will be calculated by the method of average end areas unless the Engineer determines that another method of calculation will provide a more accurate result. The measurement will include only material actually placed above the original ground line, within the lines and grades indicated in the Plans or directed by the Engineer. The length used in the computations will be the station-to-station length actually constructed. The original ground line used in the computations will be as determined prior to placing of embankment, and no allowance will be made for subsidence of material below the surface of the original ground. In no case will payment be made for material allowed to run out of the embankment on a flatter slope than indicated on the cross-section. The Contractor shall make his own estimate on the volume of material actually required to obtain the compacted in-place pay section.

**36. PREMIUM FOR CONFLICT CONDITION:** The pay item is included for use when conflicts are encountered:

“Premium for Conflict Condition” - when pay items for regular inlet/manhole structures are specified in the Proposal, and it becomes necessary to construct a ‘conflict structure’, the Contractor shall provide a unit price cost (premium) to cover the additional Work necessary to convert the regular inlet / manhole structure into a conflict structure.

The above item shall be paid for on an ‘EACH’ basis and shall include the cost of all labor, Materials, Equipment, fuel, transportation, and other items necessary to complete the Work.

### **37. PIPE CULVERTS**

1. For pipe Culverts not within the scope of a FDOT Permit or Construction Agreement, proposed pipe material and size shall meet FDOT Specifications, but is limited to:
  - Reinforced Concrete
  - High Density Polyethylene except:
    - Not permitted under Thoroughfare Roadway pavement.
    - Not permitted under pavement of Roadways providing immediate access to coastal islands.
    - Not permitted within the confines of a mechanically stabilized earth (MSE) wall.
    - Not permitted in locations where failure would jeopardize buildings adjacent to the Right-of-Way.

## SPECIAL PROVISIONS

- The above restrictions include pipe locations taking into consideration the angle of repose of soil under any structure or the proposed pavement, including planned future widening.
- A-2000 Polyvinyl-chloride, except:
  - Not permitted where the pipe will be exposed to direct sunlight.
  - Not permitted when the manufacture date of the pipe to be installed exceeds 2 years.
- Corrugated Polypropylene.

Corrugated metal pipe may only be used as the last segment of pipe before discharging into a lake or canal when called for on the Plans.

Pipe diameter must match or exceed sizes shown in Plans; equivalent larger size pipes may be required if proposed pipe n value exceeds 0.012. Contractor to supply the required certified testing and computations for pipe life (see FDOT Drainage Manual). All pipe Culverts provided must meet or exceed 100 year design service life.

2. For pipe Culverts within the scope of a FDOT Permit or Construction Agreement, proposed pipe material and size are limited to pipes approved by FDOT, except non-reinforced concrete pipe shall not be used. Pipe diameter must match or exceed sizes shown in Plans; equivalent larger size pipes may be required if proposed pipe n value exceeds 0.012. Contractor to supply the required certified testing and computations for pipe life (see FDOT Drainage Manual). All pipe Culverts provided must meet or exceed 100-year design service life.

### **38. PIPE CULVERTS (STORM SEWER PUMPING & CLEANING)**

#### **New Storm Sewer System**

The Contractor is advised that this Contract includes “pumping-down” and “cleaning” of the new storm sewer system(s), as directed by the Engineer. The Contractor shall include the cost of all labor, Materials, Equipment, transportation, fuel and all other items necessary to complete the “pumping-down” and “cleaning” of the new system(s). The Contractor shall remove the water from the system(s) to allow for visual inspections for leaks, deficiencies and lamping. When directed by the Engineer, the Contractor shall make all the necessary repairs to the new storm sewer system(s)

Payment for this Work on the new storm sewer system(s) shall be incidental to the pay item, “Pipe Culvert (Storm)”, LF.

#### **Existing Storm Sewer System**

Also included as a pay item is “pumping-down” of the “existing” storm sewer system(s) (to the lake/canal outfall point, or as directed by the Engineer), and shall be paid on a lineal foot basis under the pay item(s):

- “Storm Sewer Pumping” (Exist.) (24” or less),
- “Storm Sewer Pumping” (Exist.) (>24” to 48”),
- “Storm Sewer Pumping” (Exist.) (>48”)

## SPECIAL PROVISIONS

The item(s) shall also include all costs associated with the removal of the water from the system(s) for visual inspection of leaks, deficiencies and/or lamping.

“**Cleaning**” of the existing storm system(s) is included as a contingent pay item and the Work required under this item will be determined by the Engineer upon review of the system(s) after the pumping phase.

The “cleaning” of the existing storm sewer system(s) shall be paid on a lineal foot basis under the pay item(s):

- “Storm Sewer Cleaning” (Exist.) (24” or less),
- “Storm Sewer Cleaning” (Exist.) (>24”to 48”),
- “Storm Sewer Cleaning” (Exist.) (>48”)

At the semi-final inspection, the contractor shall temporarily plug the system(s) at structures, outfall, or as otherwise directed by the Engineer, and pump the water out of the system to below one third of the diameter of the pipe (from the invert), or as otherwise directed by the Engineer. The Contractor and the Engineer shall visually inspect the system(s) for leaks, deficiencies, and lamping problems. If leaks, deficiencies and/or lamping problems are discovered in the new pipe system(s), the contractor shall make corrective repairs, as required, in accordance with Article 5-10.2 of the General Provisions of this specification, at no additional cost to the Department. If leaks, deficiencies and/or lamping problems are discovered in the existing pipe system(s), the contractor shall notify the Engineer, and the Engineer shall determine if the Contractor should provide a cost proposal for the Work required to make the corrective repairs, in accordance with Article 5-10.2.

**39. STORM SEWER SYSTEM PIPE PLUGS:** The Contractor shall prepare, and submit to the Engineer for approval, a plan/sequence of the plug locations for pumping down the storm system(s) satisfactory to the Engineer. Upon completion of the storm pumping sequences, the Contractor shall notify the Engineer 24 hours prior to removing any of the temporary plugs for the Engineer to visually confirm/verify the removal of the pipe plug. Cost for the Plans and coordination of all the Work required for the above shall be incidental to the cost of the storm sewer items of Work.

**40. FINAL PIPE INSPECTION:** Upon completion of placement of concrete pavement or the placement of structural asphalt, but prior to placement of asphalt friction course, dewater installed pipe and provide the Engineer with a video recording schedule allowing for pipe videoing and reports to be completed and submitted to the Department and reviewed prior to continuation of pavement.

For pipe 48 inches or less in diameter, provide the Engineer a video DVD and report using low barrel distortion video Equipment with laser profile technology, non-contact video micrometer and associated software meeting the requirements outlined in Section 430-4.8.

The cost of the above Work shall be incidental to the related pay item for the pipe.

**41. VIDEO REPORT:** Provide a video report in accordance with Section 430-4.8.1. The cost of the above Work shall be incidental to the related pay item for the pipe.

## SPECIAL PROVISIONS

**42. GRAVITY WALL CONSTRUCTION:** Unless otherwise directed, gravity walls are to be constructed from “inside” the Right of Way (no encroachment on private property). Any construction methods necessary to satisfy this requirement shall be incidental to the cost of the gravity wall.

**43. IRRIGATION SYSTEM WITHIN RESTORATION AGREEMENT AREAS:** The Contractor, prior to start of construction, shall obtain as-built information of the irrigation system(s) within restoration agreement areas, and catalogue related component information (manufacturer/part number/etc.) required to ensure appropriate replacement of the system and components. The as-built information shall be submitted to the Department, Construction Coordination Division, and upon completion of the construction, the Contractor shall restore the irrigation system and components to its original or better condition. Payment for all Work to complete the item shall be incidental to the cost of the Project.

**44. COLOR TREATED AND STAMPED CONCRETE (5” THICK):** The Contractor’s attention is directed to the pay item for “Color Treated and Stamped Concrete”, S.Y. This item which is proposed to be constructed in lieu of concrete traffic separators, as directed by the Engineer, consists of cast-in-place concrete (5”) between Type “F” Curb and Gutter, having the surface colored with a color hardener (equivalent to the products supplied by Wm. D. Adeimy, Inc., 561/832-6305), and with the surface textured or imprinted with a pattern (as directed by the Engineer), and then sealed with a color seal. The Contractor is responsible for assuring the curbing is in no way discolored, damaged, marked, etc. by the application of the above.

### **Color Hardener:**

- Apply the dry hardener when the bleed water disappears and the floating process will not disrupt the level of the surface.
- Normally apply the dry hardener evenly in two separate hakes, using two-thirds of the material for the first shake.
- Use wood floats or a power-troweling machine equipped with float blades to work the dry hardener completely and thoroughly into the surface after each application.
- After floating the final shakes, hand or machine trowel the surface to a flat, uniform finish and apply the specified texture. Apply antiquing release before imprinting with mat-type tools.
- Coverage requirements may vary according to intended use and color. 90lbs. per 100sq.ft. is considered the median range.

### **Curing:**

- Use colored concrete sealer in the matching color to cure interior color hardened floors and exterior flat Work, that will receive regular maintenance and re-coating.
- Newly placed concrete should receive one thin finish coat of colored concrete sealer after placement and after the required curing time of 14-28 days has been reached. Before application of the finish coat, the moisture content of the concrete must be low enough so alkali and other salts do not become trapped beneath the coating, causing discoloration or clouding, thus the reason for the 14-28 day time frame.

The Work is to be performed on the job site by trained and experienced workers.

## SPECIAL PROVISIONS

The pay item “Color Treated and Stamped Concrete”, S.Y., includes all labor, Equipment, Materials, transportation, fuel and all other items incidental to or necessary for completing the Work.

The Contractor shall install a longitudinal 6” PVC (Schedule 80) pipe at stamped concrete areas, in accordance with the details for the “Irrigation Sleeves” (as detailed in the Special Provisions). This item shall be paid for under, “6” PVC Pipe (Schedule 80)”, Lineal Feet, and shall include the cost of all labor, Materials, Equipment, fuel, transportation, and other items necessary to complete the Work.

**45. ENGRAVING OF CURB FACE:** The Contractor is hereby notified that the names of the roads shall be engraved on all quadrants of major intersections (two per quadrant), with four (4) inch high block letters, having a depth of one-half inch, and painted with a black finish. Locations shall be determined by the Engineer.

Samples of the engraving are available at the office of the Director, Construction Coordination Division, 2300 N. Jog Rd., Suite #3W-57, West Palm Beach, Florida, 33411-2745, Florida.

The cost for the pay item, “Engraving of Curb Face”, EACH, shall include all labor, Equipment, Materials, transportation, fuel and all other items incidental to or necessary for completing the Work.

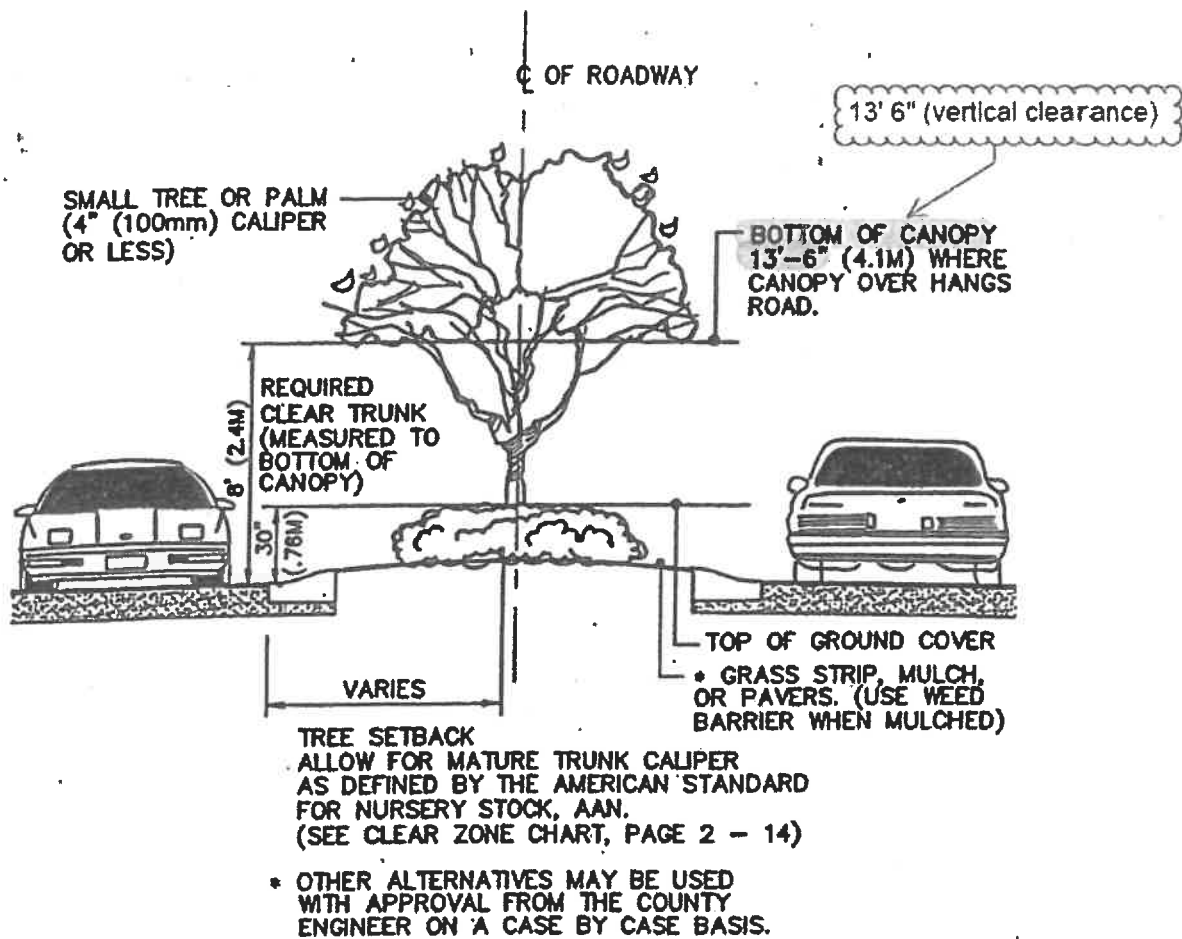
**46. GUARDRAIL & SPECIAL SAFETY PIPE RAIL:** At locations where sidewalks, walkways, bike paths or other media for bicycle and/or pedestrian traffic are within 4’ of the back of the guardrail post, the contractor shall utilize “steel posts” and “special safety pipe rail” (2” diameter) as shown in FDOT INDEX 400.

Special note: Trinity Industries ET-plus system guardrails will not be allowed on Department Projects.

### **47. PLANTING STANDARDS**

Mountable Curb and Uncurbed Median within Safe Sight Distance Triangle

## SPECIAL PROVISIONS



### TYPICAL SECTION

Small trees and palms shall be used within mountable and uncurbed medians. Tree and palms that are 4" in caliper or less measured at 6" above grade shall be considered small and may be used within the medians. The plant material within these areas shall be maintained so that they do not overhang into the travel lane. Any portion of the tree that overhangs the travel lanes shall be maintained with a 13'-6" vertical clearance. Otherwise, no encroachment will be permitted.

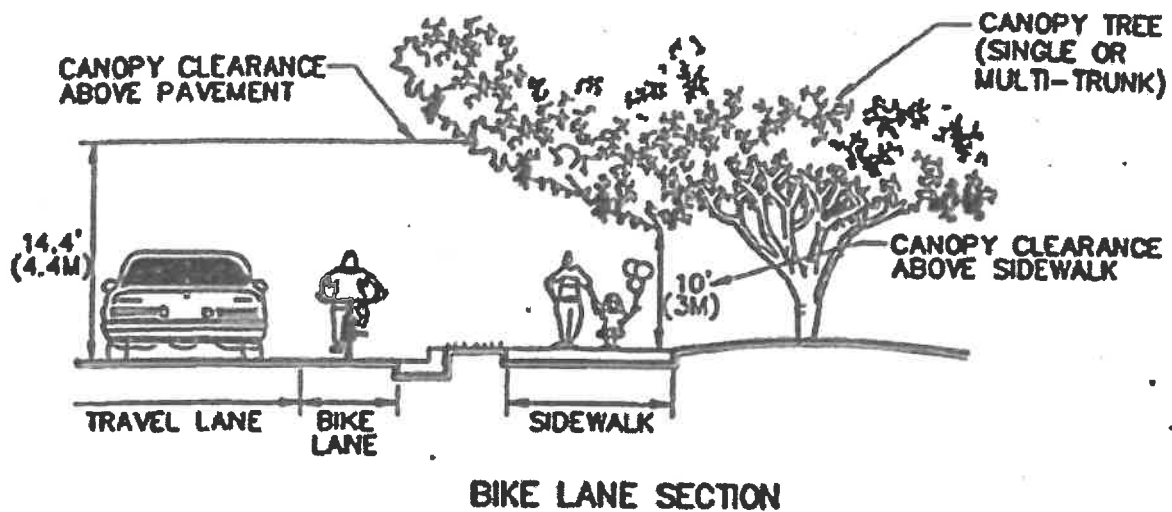
#### Canopy Clearance for Sidewalks and Bicycle Paths

Sidewalks should be maintained free of all growth. The bottom limbs of trees overhanging the sidewalk should be at least 10' above the sidewalk.

When tree limbs extend over separate bike paths, they should be at least 10' above the bike path. When they extend over designated or undesignated bike lanes within the roadway, they must be at least 14.4' above the pavement (see below).



## SPECIAL PROVISIONS



### Roadside Clear Zone

The roadside clear zone is that area outside the traveled way, available for use by errant vehicles. Vehicles frequently leave the traveled way during avoidance maneuvers and due to loss of control by the driver or due to the collisions with other vehicles. The primary function of the clear zone is to allow space and time for the driver to regain control of vehicle and avoid or reduce the consequences of collision with roadside objects. This area also serves as an emergency refuge location for disabled vehicles.

The width of the clear zone should be as wide as it is practicable. The minimum permitted widths are given in the following table. These are minimum values only and should be increased whenever feasible.

In rural areas it is desirable and frequently economically feasible, to substantially increase the width of the clear zone. Where traffic volumes and speeds are high, the width should be increased. The clear zone on the outside of horizontal curves should be increased due to the high probability of vehicles leaving the Roadway at a high angle.

## SPECIAL PROVISIONS

### Minimum Width of Clear Zone

Type of Facility	Design Speed or Posted Speed (whichever is greater)						
	30 mph	35 mph	40 mph	45 mph	50 mph	55 mph	60 mph and above
	Minimum Clear Zone						
Rural	6' Local 10' Collector 14' Arterials	6' Local 10' Collector 14' Arterials	10' Collectors 14' Arterials	14' Arterials and Collectors ADT <1500 18' Arterials and Collectors ADT ≥1500	14' Arterials and Collectors ADT <1500 18' Arterials and Collectors ADT ≥1500	18' Arterials and Collectors ADT <1500 24' Arterials and Collectors ADT ≥1500	18' Arterials and Collectors ADT <1500 30' Arterials and Collectors ADT ≥1500
Urban	4'	4'		4'	N/A	N/A	N/A

Urban Facilities clear zone is measured from face of curb (6" type D or F)

Rural Facilities Use rural for urban facilities when no curb and gutter is present. Measured from edge of through travel lane on rural section.

Curb and gutter not to be used on facilities with design speed > 45 mph.

ADT in the table above refers to design year ADT.

**48. RESETTING FENCE:** The quantities to be paid for under this item shall be the length in feet of reset fence including gates. The quantity of removed and reset fence determined, as provide above, shall be paid for at the Contract unit price per linear foot for removed and reset fence. The item includes the cost of removing and resetting any existing gates. The above price and payment shall be full compensation for all the Work specified in this Section, including furnishing all the required new hardware, additional posts and replacement of any material damaged by the Contractor.

**49. RECORD DRAWINGS (ROADWAY):** The Contractor shall note that this Contract includes preparation of "Record Drawings". By definition, "Record Drawings" shall be the electronic information which reflects the as-built conditions of the project recorded at or about the time of the "substantial completion" inspection. The as-built information and permitting forms shall be prepared and certified (i.e., signed and sealed) by a Professional Engineer or Land Surveyor licensed in the State of Florida, as required by the project.

The as-built information shall indicate (at a minimum) the following:

- All changes, additions or deletions to the original design documents.
- Centerline/baseline ties to section line(s) (including ties at PC and PT).
- Stations/elevations/offsets at PC's, PT's, PI's, low points, high points, horizontal angle points.
- Stations/elevations/offsets at edge-of-pavement (EOP), top-of- curb and back-of-sidewalk, at locations shown on the Plans, at a minimum.
- At non-curb inlets show state plane coordinates, station/offset/elevation to the top-center of the grate.
- At curb inlets show the state plane coordinates, station/offset/elevation at EOP.



## SPECIAL PROVISIONS



- At special and slotted structures - show the elevation(s), dimensions, and the invert of the weir; the bleeders/orifices; and pipe inverts.
- At outfalls, show the state plane coordinates, station/offset/invert/diameter of pipe, structure type and dimensions.
- The diameter, invert, shape, and material type of connecting pipes between all structures.
- For Irrigation Sleeves - show the state plane coordinates, station/offset/elevation for all end caps, and the invert elevation at the end cap.
- At lakes obtain cross sections at 50 foot intervals, or as otherwise directed by the Engineer (Top of Bank, Top of Slope, etc.).
- At bridges, show the low member elevation/station/offset.
- At end bents, show station/offset/elevation at two corners to ensure proper offset location.
- For “Begin and End” Bridge, indicate the stations/offsets/elevations at the respective points.
- All existing and proposed trees, show state plane coordinates, station/offset to the approximate center of the tree.
- All existing and proposed Irrigation wells and valve boxes, show state plane coordinates, station/offset to the top-center of the well and/or valve box.
- All existing and proposed pull boxes, show state plane coordinates, station/offset to the top-center of the box.
- All existing and proposed traffic control cabinets, show state plane coordinates, station/offset to the center of the box.

The above information shall be collected by survey, and the collected data shall be referenced on the Micro Station (.dgn) design file of the project (Micro Station (.dgn) is the only acceptable format). The electronic Micro Station (.dgn) files (and .pdf files of same) shall be submitted on three (3) CDs labeled with project information, one (1) set of black line Plans, and six (6) sets of signed & sealed black line Plans, boldly marked in large print “**RECORD DRAWINGS ROADWAY**”. PDF files shall be digitally or electronically signed and sealed in accordance with either FAC 5J-17.062 or FAC 61G15-23.

The above information shall be submitted to the Department (Director, Construction Coordination), for approval, prior to scheduling a final inspection.

The cost of the location survey, compilation/reproduction/conversion of electronic files, Plans, and other information necessary to satisfy the above, shall be incidental to the cost of the items of Work.

The Contractor shall review all permits for this project and the general/special conditions which may call for “Record-Drawings” for a specific agency. The Contractor is responsible to satisfy the permit requirements in accordance with that agency’s policy, with the understanding that the cost for said “Record-Drawings”, shall be paid in accordance with PER-1.

### **50. RECORD DRAWINGS and DOCUMENTS (BRIDGE):**

The Contractor is advised that bridge structures are subject to FDOT load rating requirements and shall take all necessary steps to comply with these requirements. See FDOT Load Rating Manual (Topic No. 850-010-035) at <https://www.fdot.gov/maintenance/loadrating.shtm>.

## SPECIAL PROVISIONS

### **RECORD DRAWINGS (BRIDGE):**

The Contractor shall note that this Contract includes preparation of “Record Drawings”. By definition, “Record Drawings” shall be the electronic information which reflects the as-built conditions of the project recorded at or about the time of the “substantial completion” inspection. The as-built information and permitting forms shall be prepared and certified (i.e., signed and sealed) by a Professional Engineer or Land Surveyor licensed in the State of Florida, as required by the project.

The as-built information shall indicate (at a minimum) the following:

- All changes, additions or deletions to the original design documents (including shop drawings).
- Centerline/baseline ties to section line(s) (including ties at PC and PT).
- Stations/elevations/offsets at PC’s, PT’s, PI’s, low points, high points, horizontal angle points.
- Stations/elevations/offsets at edge-of-pavement (EOP), top-of- curb and back-of-sidewalk, at locations shown on the Plans, at a minimum.
- At non-curb inlets show station/offset/elevation to the top-center of the grate.
- At curb inlets show the station/offset/elevation at EOP.
- At bridges, show the low member elevation/station/offset.
- At end bents, show station/offset/elevation at two corners to ensure proper offset location.
- For “Begin and End” Bridge, indicate the stations/offsets/elevations at the respective points.

The above information shall be collected by survey, and the collected data shall be referenced on the Micro Station (.dgn) design file of the project (Micro Station (.dgn) is the only acceptable format). The electronic Micro Station (.dgn) files (and .pdf files of same) shall be submitted on three (3) CDs labeled with project information, one (1) set of black line Plans, and six (6) sets of signed & sealed black line Plans, boldly marked in large print “**RECORD DRAWINGS BRIDGE**”.

The above information shall be submitted to the Department (Director, Construction Coordination), for approval, prior to scheduling a final inspection.

The cost of the location survey, compilation/reproduction/conversion of electronic files, Plans, and other information necessary to satisfy the above, shall be incidental to the cost of the items of Work.

The Contractor shall review all permits for this project and the general/special conditions which may call for “Record-Drawings” for a specific agency. The Contractor is responsible to satisfy the permit requirements in accordance with that agency’s policy, with the understanding that the cost for said “Record-Drawings”, shall be paid in accordance with PER-1.

### **DOCUMENTS (BRIDGE):**

- **Schedule of Anticipated dates of Inspections:**

In-Service Inspections and or Pre-Acceptance Inspection (before any new lanes are opened to traffic). The Schedule should be received within 60 days of the preconstruction meeting. The



## SPECIAL PROVISIONS



Department must receive a two week advance confirmation notice prior to the In-Service Inspections and or Pre-Acceptance Inspection.

- **As-Built Load Rating**

If the bridge is built per plan, the As-built load rating is simply a signed and sealed load rating FDOT summary sheet stating that there was no change during construction that would affect the load rating.

- **File Driving Records**

- **In-Service Inspection**

The Structures Maintenance In-Service Inspection is conducted prior to any new lanes opening to public traffic. Note that for phased construction, there will be multiple in-service inspections required. The intent of this inspection is to verify the bridge is safe for public traffic in accordance with FHWA instructions **Q303-7**

**51. DYNAMIC LOAD TEST SUPPORT:** Dynamic Load Test Support shall include contractor furnishing of Equipment and personnel necessary for attachment of leads, supply power source, man-basket, shelter, and any other services necessary to provide support for the testing (reference FDOT Specifications Section 455-5.13). The Department will secure test lab services, including Pile Driver Analyzer (PDA), required for dynamic measurements during the driving of the test piles. All costs for Dynamic Load Test Support shall be incidental to the cost of test pile.

**52. PROJECT VIDEOS AND PHOTOGRAPHS:** The Contractor shall take and submit videos and photographs of the entire project prior to the commencement of construction and submit them at the preconstruction meeting. Videos and photographs of the entire project shall also be submitted as a record of progress when submitting an invoice for payment, at project final completion, and as directed by the County Engineer. The videos and photographs shall be of a quality to clearly demonstrate the existing, current and final conditions of the project. For existing conditions, any deficiencies or items of note, such as standing water, conditions of trees, adjacent properties, structural deficiencies, etc., shall be clearly noted. The date of when the videos and photographs are taken shall be included on them. The videos and photographs shall be reviewed by the County Construction Project Manager. Digital copies of all videos and photographs shall be provided to the County. The cost of the videos and photographs shall be incidental to the cost of the Project.

**53. Waiver of Jury Trial:** The Parties hereby waive any rights either of them may have to a jury trial in any litigation arising out of or related to this CONTRACT and agree that they shall not elect a trial by jury. The Parties hereto have separately, knowingly and voluntarily given this waiver of right to trial by jury with the benefit of competent legal counsel.

**54. ADDITIONAL REPORTING:** The Department requires Contractor to track during the Project, and report at the end of the Project, on the county of residence of Contractor's employees and its subcontractors' employees. Contractor agrees to prepare and provide the required report with its request for final payment.

**SPECIAL PROVISIONS**

**PALM BEACH COUNTY**

**CONTRACTOR'S FINAL REPORT**

**COUNTY OF RESIDENCE FOR EMPLOYEES**

(to be submitted with Contractor's Application for Final Payment)

To: Palm Beach County Project Manager

From: Contractor Superintendent

Date:

Project Name:

Project Number:

In accordance with the Special Provisions of the Contract, Contractor reports the following:

Total number of employees of Contractor and subcontractors who worked for more than one day on the Project: \_\_\_\_\_

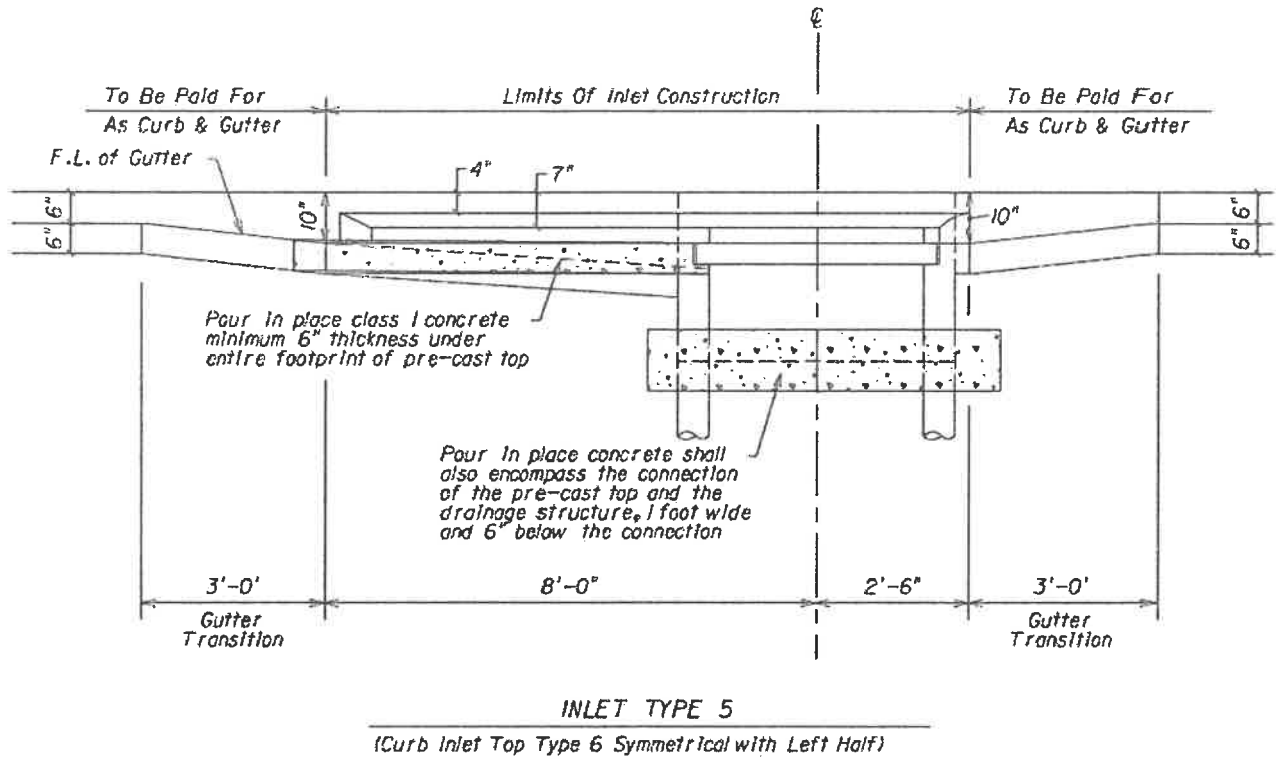
Number of employees of Contractor and subcontractors who reported their county of residence as Palm Beach County: \_\_\_\_\_

---

Signed



# SPECIAL PROVISIONS



## SUPPLEMENTAL CONCRETE AT DRAINAGE STRUCTURE TOP DETAIL



**SPECIAL PROVISIONS**  
**FUEL ADJUSTMENT CALCULATION**

Estimate No.:			Status as of:
Contractor:			Year/Month:
Project Name:			Diesel Index at Bid (Pb):
Project No.:			Current Diesel Index (Pi):

Item Number	Item Description	Unit	Line Item Quantity Provided	Diesel Factor	Bid Unit Price	Diesel (Gal)
0120 1	Excavation Regular	CY		0.325608		
0120 2 2	Excavation Borrow (Truck Measure)	CY		0.476002		
0120 3	Lateral Ditch Excavation	CY		0.329693		
0120 4	Excavation Subsoil	CY		0.374097		
0120 5	Channel Excavation	CY		0.349267		
0120 6	Embankment	CY		0.242148		
0160 4	Stabilization Type B	SY		0.341408		
285701	Base Optional (Base Group 01)	SY		0.259256		
285702	Base Optional (Base Group 02)	SY		0.302695		
285703	Base Optional (Base Group 03)	SY		0.324215		
285704	Base Optional (Base Group 04)	SY		0.345735		
285705	Base Optional (Base Group 05)	SY		0.429763		
285706	Base Optional (Base Group 06)	SY		0.473203		
285707	Base Optional (Base Group 07)	SY		0.494721		
285708	Base Optional (Base Group 08)	SY		0.537761		
285709	Base Optional (Base Group 09)	SY		0.559283		
285710	Base Optional (Base Group 10)	SY		0.602719		
285711	Base Optional (Base Group 11)	SY		0.645762		
285712	Base Optional (Base Group 12)	SY		0.667281		
285713	Base Optional (Base Group 13)	SY		0.833287		
285714	Base Optional (Base Group 14)	SY		0.855198		
285715	Base Optional (Base Group 15)	SY		1.309412		
0286 1	Turnout Construction/ Driveway Base-Optional Materials	SY		0.360901		
0286 2	Turnout Construction, Asphalt/Driveway Base-Asphalt Materials	TN		1.272316		
0287 1	Asphalt Treated Permeable Base	CY		2.701117		
0334 1 11	Superpave Asphaltic Concrete (Traffic A)	TN		2.701117		
0334 1 12	Superpave Asphaltic Concrete (Traffic B)	TN		2.701117		
0334 1 13	Superpave Asphaltic Concrete (Traffic C)	TN		2.701117		
0334 1 14	Superpave Asphaltic Concrete (Traffic D)	TN		2.701117		
0334 1 15	Superpave Asphaltic Concrete (Traffic E)	TN		2.701117		
0334 1 52	Superpave Asphaltic Concrete, Traffic B	TN		2.701117		
0334 1 53	Superpave Asphaltic Concrete, Traffic C	TN		2.701117		
0334 1 54	Superpave Asphaltic Concrete, Traffic D	TN		2.701117		
0334 1 55	Superpave Asphaltic Concrete, Traffic E	TN		2.701117		
0334 1 56	Superpave Asphaltic Concrete, Traffic B Polymer	TN		2.701117		
0334 1 57	Superpave Asphaltic Concrete, Traffic C, High Polymer	TN		2.701117		
0334 1 58	Superpave Asphaltic Concrete, Traffic D, High Polymer	TN		2.701117		
0334 1 59	Superpave Asphaltic Concrete, Traffic E, High Polymer	TN		2.701117		
0337 7 25	Asphalt Concrete Friction Course, Inc Bit, FC-5	TN		2.701117		
0337 7 26	Asphalt Concrete Friction Course, Inc Bit, FC-5, High Polymer	TN		2.701117		
0337 7 80	Asphaltic Concrete Friction CSE, Traffic B, FC-9.5	TN		2.701117		
0337 7 81	Asphaltic Concrete Friction CSE, Traffic B, FC-12.5,	TN		2.701117		
0337 7 82	Asphaltic Concrete Friction CSE, Traffic C, FC-9.5	TN		2.701117		
0337 7 83	Asphaltic Concrete Friction CSE, Traffic C, FC-12.5	TN		2.701117		
0337 7 85	Asphaltic Concrete Friction CSE, Traffic D, FC-12.5	TN		2.701117		

**SPECIAL PROVISIONS  
DIESEL ADJUSTMENT CALCULATION**

<i>Estimate No.:</i>		<i>Status as of:</i>	
<i>Contractor:</i>		<i>Year/Month:</i>	
<i>Project Name:</i>		<i>Diesel Index at Bid (Pb):</i>	
<i>Project No.:</i>		<i>Current Diesel Index (Pi):</i>	

<i>Item Number</i>	<i>Item Description</i>	<i>Unit</i>	<i>Line Item Quantity Provided</i>	<i>Diesel Factor</i>	<i>Bid Unit Price</i>	<i>Diesel (Gal)</i>
0337 7 88	Asphaltic Concrete Friction CSE,Traffic E, FC-12.5	TN		2.701117		
0337 7 90	Asphaltic Concrete Friction CSE,Traffic B, FC-9.5, High Polymer	TN		2.701117		
0337 7 91	Asphaltic Concrete Friction CSE,Traffic B, FC-12.5, High Polymer	TN		2.701117		
0337 7 92	Asphaltic Concrete Friction CSE,Traffic C, FC-9.5, High Polymer	TN		2.701117		
0337 7 93	Asphaltic Concrete Friction CSE,Traffic C, FC-12.5, High Polymer	TN		2.701117		
0337 7 94	Asph Concrete Friction CSE,Traffic D, FC-12.5, High Polymer	TN		2.701117		
0339 1	Miscellaneous Asphalt Pavment	TN		2.468457		

**Total (factored material gallons)  
Index % Difference  
Monthly Adjustment Amount**

**FUELS:**

All bids for materials covered by the Proposal are to include required fuels. No additional payment will be made for the fuels. The Department will adjust the bid unit price for fuel, to reflect increases or decreases in the current fuel price (CFP) from that in effect during the month in which bids were received (BFP). A price adjustment may be made upon request by either party, when escalation or de-escalation of the cost of the fuel used in this proposal exceed 5% (See General Provision Section 9-2.1.1 "Fuels").

**\* Note:** No adjustment will be made for Gasoline  
Adjustments will only be made on the line items listed above.  
<https://www.fdot.gov/construction/fuel-bit/fuel-bit.shtm>  
This form shall be submitted on a monthly basis to the Engineer.

I certify that, based on my personal knowledge and well-founded belief following my own reasonable investigation, quantities represented by this Certification are true and correct.

Signature		Printed Name	Date



**SPECIAL PROVISIONS**  
**STEEL MATERIALS ADJUSTMENT CALCULATION**

Estimate No.:			Status as of:
Contractor:			Year/Month:
Project Name:			BMPAS:
Project No.:			CMPAS:

FDOT Item Number	Item Description	Unit	Quantity	Factor	Bid Unit Price	Material Cost
<b>REBAR AND PRESTRESSING STRAND ITEMS</b>						
0415 1 1	Reinforcing Steel- Roadway	LB		0.48		\$
0415 1 3	Reinforcing Steel- Retaining Wall	LB		0.48		\$
0415 1 4	Reinforcing Steel - Bridge Superstructure	LB		0.48		\$
0415 1 5	Reinforcing Steel- Bridge Substructure	LB		0.48		\$
0415 1 6	Reinforcing Steel- Miscellaneous	LB		0.48		\$
0415 1 8	Reinforcing Steel- Bulkhead	LB		0.48		\$
0415 1 9	Reinforcing Steel- Approach Slabs	LB		0.48		\$
0450 1 1	Prestressed Beams, Type II	LF		0.24		\$
0450 1 2	Prestressed Beams, Type III	LF		0.24		\$
0450 1 3	Prestressed Beams, Type IV	LF		0.24		\$
0450 1 4	Prestressed Beams, Type V	LF		0.24		\$
0450 1 5	Prestressed Beams, Type VI	LF		0.24		\$
0450 1 7	Prestressed Beams, Special Type	LF		0.24		\$
0450 1 72	Prestressed Beams, Bulb T - 72"	LF		0.24		\$
0450 1 78	Prestressed Beams, Bulb T - 78"	LF		0.24		\$
0450 1118	Prestressed Beams, Florida Double Tee, FDT18	LF		0.24		\$
0450 1124	Prestressed Beams, Florida Double Tee, FDT24	LF		0.24		\$
0450 1130	Prestressed Beams, Florida Double Tee, FDT30	LF		0.24		\$
0450 1132	Prestressed Beams, Florida Double Tee, FDT32	LF		0.24		\$
0450 1201	Prest Beams, Type II, Modified	LF		0.24		\$
0450 1202	Prest Beams, Type III, Modified	LF		0.24		\$
0450 1203	Prestressed Beams, Type IV Modified	LF		0.24		\$
0450 1250	Prestressed Beams, Inverted T 20"	LF		0.24		\$
0450 1251	Prestressed Beams, Inverted T Modified from Fib, 26.5"	LF		0.24		\$
0450 2178	Prest Beams: Florida-I Beam 78" Modified, with Post Tensioning	LF		0.24		\$
0450 88 15	Prestressed Slab Units Transversely Post Tensioned, 15"	SF		0.24		\$
0450 88 18	Prestressed Slab Units Transversely Post Tensioned, 18"	SF		0.24		\$
0450 88 20	Prestressed Slab Units Transversely Post Tensioned, 20"	SF		0.24		\$
0450 2 36	Prest Beams: Florida-I Beam 36"	LF		0.24		\$
0450 2 45	Prest Beams: Florida-I Beam 45"	LF		0.24		\$
0450 2 54	Prest Beams: Florida-I Beam 54"	LF		0.24		\$
0450 2 63	Prest Beams: Florida-I Beam 63"	LF		0.24		\$
0450 2 72	Prest Beams: Florida-I Beam 72"	LF		0.24		\$
0450 2 78	Prest Beams: Florida-I Beam 78"	LF		0.24		\$
0450 2 84	Prest Beams: Florida-I Beam 84"	LF		0.24		\$
0450 2 96	Prest Beams: Florida-I Beam 96"	LF		0.24		\$
0450 4 1	Prestressed Beam- FL U-Beam, 48"	LF		0.24		\$
0450 4 2	Prestressed Beam- FL U-Beam, 54"	LF		0.24		\$
0450 4 3	Prestressed Beam- FL U-Beam, 63"	LF		0.24		\$
0450 4 4	Prestressed Beam- FL U-Beam, 72"	LF		0.24		\$
0450 4 15	Prestressed Beam- Florida U-Beam, U90 Curved Precast Spliced U-Girder	LF		0.24		\$
0450 6	Prestressed Slab Beams, Install	LS		0.24		\$
0450 6 14	Prestressed Slab Beams, Width 48", Thickness 18"	LF		0.24		\$
0450 6 15	Prestressed Slab Beams, Width 48", Thickness 15"	LF		0.24		\$
0450 6 24	Prestressed Slab Beams, Width 60", Thickness 18"	LF		0.24		\$
0450 6 25	Prestressed Slab Beams, Width 60", Thickness 15"	LF		0.24		\$
0450 8 11	Prestressed Beam: Florida Slab Beam, Beam Depth 12" Carbon Steel, Width 48-51"	LF		0.24		\$
0450 8 12	Prestressed Beam: Florida Slab Beam, Beam Depth 12" Carbon Steel, Width 52-54"	LF		0.24		\$
0450 8 13	Prestressed Beam: Florida Slab Beam, Beam Depth 12" Carbon Steel, Width 55-57"	LF		0.24		\$
0450 8 14	Prestressed Beam: Florida Slab Beam, Beam Depth 12" Carbon Steel, Width 58-60"	LF		0.24		\$



**SPECIAL PROVISIONS**  
**SPECIAL MATERIALS ADJUSTMENT CALCULATION**

<i>Estimate No:</i>				<i>Status as of:</i>		
<i>Contractor:</i>				<i>Year/Month:</i>		
<i>Project Name:</i>				<i>BMPAS:</i>		
<i>Project No.:</i>				<i>CMPAS:</i>		
<b>FDOT Item Number</b>	<b>Item Description</b>	<b>Unit</b>	<b>Quantity</b>	<b>Factor</b>	<b>Bid Unit Price</b>	<b>Material Cost</b>
0450 8 21	Prestressed Beam: Florida Slab Beam, Beam Depth 15" Carbon Steel, Width 48-51"	LF		0.24		\$
0450 8 22	Prestressed Beam: Florida Slab Beam, Beam Depth 15" Carbon Steel, Width 52-54"	LF		0.24		\$
0450 8 23	Prestressed Beam: Florida Slab Beam, Beam Depth 15" Carbon Steel, Width 55-57"	LF		0.24		\$
0450 8 24	Prestressed Beam: Florida Slab Beam, Beam Depth 15" Carbon Steel, Width 58-60"	LF		0.24		\$
0450 8 31	Prestressed Beam: Florida Slab Beam, Beam Depth 18" Carbon Steel, Width 48-51"	LF		0.24		\$
0450 8 32	Prestressed Beam: Florida Slab Beam, Beam Depth 18" Carbon Steel, Width 52-54"	LF		0.24		\$
0450 8 33	Prestressed Beam: Florida Slab Beam, Beam Depth 18" Carbon Steel, Width 55-57"	LF		0.24		\$
0450 8 34	Prestressed Beam: Florida Slab Beam, Beam Depth 18" Carbon Steel, Width 58-60"	LF		0.24		\$
0450 8 53	Prestressed Beam: Florida Slab Beam, Beam Depth 12" CFRP/SS, Width 55-57"	LF		0.24		\$
0450 8 54	Prestressed Beam: Florida Slab Beam, Beam Depth 12" CFRP/SS, Width 58-60"	LF		0.24		\$
0450 8 61	Prestressed Beam: Florida Slab Beam, Beam Depth 15" CFRP/SS, Width 48-51"	LF		0.24		\$
0450 8 62	Prestressed Beam: Florida Slab Beam, Beam Depth 15" CFRP/SS, Width 52-54"	LF		0.24		\$
0450 8 63	Prestressed Beam: Florida Slab Beam, Beam Depth 15" CFRP/SS, Width 55-57"	LF		0.24		\$
0450 8 64	Prestressed Beam: Florida Slab Beam, Beam Depth 15" CFRP/SS, Width 58-60"	LF		0.24		\$
0450 8 72	Prestressed Beam: Florida Slab Beam, Beam Depth 18" CFRP/SS, Width 52-54"	LF		0.24		\$
0451 70	Prest Soil Anchors	EA		0.15		\$
0455 14 2	Concrete Sheet Piling, 8"x30"	LF		0.20		\$
0455 14 3	Concrete Sheet Piling, 10"x30"	LF		0.20		\$
0455 14 4	Concrete Sheet Piling, 12"x30"	LF		0.20		\$
0455 34 1	Prestressed Concrete Piling, 12" Sq	LF		0.22		\$
0455 34 2	Prestressed Concrete Piling, 14" Sq	LF		0.22		\$
0455 34 3	Prestressed Concrete Piling, 18" Sq	LF		0.22		\$
0455 34 4	Prestressed Concrete Piling, 20" Sq	LF		0.22		\$
0455 34 5	Prestressed Concrete Piling, 24" Sq	LF		0.22		\$
0455 34 6	Prestressed Concrete Piling, 30" Sq	LF		0.22		\$
0455 34 7	Prestressed Concrete Piling, 36" Sq	LF		0.22		\$
0455 34 23	Prestressed Concrete Piling, 18" Sq W/FRP or Stainless Steel Strand and Reinforcing	LF		0.39		\$
0455 34 25	Prestressed Concrete Piling, 24" Sq W/FRP or Stainless Steel Strand and Reinforcing	LF		0.39		\$
0455 34103	Prestressed Concrete Piling, Includes 100% Dynamic Testing-Internal Gauges, 18" Sq	LF		0.22		\$
0455 34105	Prestressed Concrete Piling, Includes 100% Dynamic Testing-Internal Gauges, 24" Sq	LF		0.22		\$
0455 34106	Prestressed Concrete Piling, Includes 100% Dynamic Testing-Internal Gauges, 30" Sq	LF		0.22		\$
0455 34107	Prestressed Concrete Piling, Includes 100% Dynamic Testing-Internal Gauges, 36" Sq	LF		0.22		\$
0455 34125	Prestressed Concrete Piling, Includes 100% Dynamic Testing-Internal Gauges, 24" Sq W/FRP or SS Strand and Reinforcing	LF		0.22		\$
0455 34203	Prestressed Concrete Piling, Includes 100% Dynamic Testing-External Gauges, 18" Sq	LF		0.22		\$

**SPECIAL PROVISIONS**  
**STEEL MATERIALS ADJUSTMENT CALCULATION**

Estimate No.:			Status as of:
Contractor:			Year/Month:
Project Name:			BMPAS:
Project No.:			CMPAS:

FDOT Item Number	Item Description	Unit	Quantity	Factor	Bid Unit Price	Material Cost
0455 34205	Prestressed Concrete Piling, Includes 100% Dynamic Testing-External Gauges, 24" Sq	LF		0.22		\$
0455 34206	Prestressed Concrete Piling, Includes 100% Dynamic Testing-External Gauges, 30" Sq	LF		0.22		\$
0455 34207	Prestressed Concrete Piling, Includes 100% Dynamic Testing-External Gauges, 36" Sq	LF		0.22		\$
0455 88 1	Drilled Shaft, 24" Diameter	LF		0.13		\$
0455 88 2	Drilled Shaft, 30" Diameter	LF		0.13		\$
0455 88 3	Drilled Shaft, 36" Diameter	LF		0.13		\$
0455 88 4	Drilled Shaft, 42" Diameter	LF		0.13		\$
0455 88 5	Drilled Shaft, 48" Diameter	LF		0.13		\$
0455 88 6	Drilled Shaft, 60" Diameter	LF		0.13		\$
0455 88 7	Drilled Shaft, 72" Diameter	LF		0.15		\$
0455 88 8	Drilled Shaft, 54" Diameter	LF		0.15		\$
0455 88 9	Drilled Shaft, 66" Diameter	LF		0.15		\$
0455 88 15	Drilled Shaft, 84" Diameter	LF		0.15		\$
0455 88 19	Drilled Shaft, 90" Diameter	LF		0.15		\$
0455 88 20	Drilled Shaft, 108 " Diameter	LF		0.15		\$
0455 88 21	Drilled Shaft, 96" Diameter	LF		0.15		\$
0455143 1	Test Piles-Prestressed Concrete,12" Sq	LF		0.11		\$
0455143 2	Test Piles-Prestressed Concrete,14" Sq	LF		0.11		\$
0455143 3	Test Piles-Prestressed Concrete,18" Sq	LF		0.11		\$
0455143 4	Test Piles-Prestressed Concrete,20" Sq	LF		0.11		\$
0455143 5	Test Piles-Prestressed Concrete,24" Sq	LF		0.11		\$
0455143 6	Test Piles-Prestressed Concrete,30" Sq	LF		0.11		\$
0455143 7	Test Piles-Prestressed Concrete,36" Sq	LF		0.11		\$
0455143 23	Test Piles-Prestressed Concrete,18" Sq W/ FRP or Stainless Steel Strand and Reinforcing	LF		0.11		\$
0455143 25	Test Piles-Prestressed Concrete, 24" Sq W/ FRP or Stainless Steel Strand and Reinforcing	LF		0.11		\$
0462 2 11	Post Tensioning Tendons, Superstructure Strand with Grout	LB		0.53		\$
0462 2 12	Post Tensioning Tendons, Superstructure Bar with Grout	LB		0.53		\$
0462 2 13	Post Tensioning Tendons, Substructure Strand with Grout	LB		0.53		\$
0462 2 14	Post Tensioning Tendons, Substructure Bar with Grout	LB		0.53		\$
0462 2 21	Post Tensioning Tendons, Superstructure Strand with Flexible Filler	LB		0.53		\$
0462 2 22	Post Tensioning Tendons, Superstructure Bar with Flexible Filler	LB		0.53		\$
0462 2 23	Post Tensioning Tendons, Substructure Strand Flexible Filler	LB		0.53		\$
0462 2 24	Post Tensioning Tendons, Substructure Bar with Flexible Filler	LB		0.53		\$
0521 1	Median Concrete Barrier Wall	LF		0.17		\$
0521 1 1	Median Barrier Wall Conc, Precast	LF		0.17		\$
0521 1 11	Median Concrete Barrier, 38" Height	LF		0.17		\$
0521 1 12	Median Concrete Barrier, Short Grade-Separated	LF		0.17		\$
0521 1 13	Median Concrete Barrier, Tall Grade-Separated	LF		0.17		\$
0521 1 14	Median Concrete Barrier, Variable Section Width For Sign or Pier Shielding	LF		0.17		\$
0521 5 1	Concrete Traffic Railing- Bridge, 32" F - Shape	LF		0.15		\$
0521 5 2	Concrete Traffic Railing- Bridge, 42" F - Shape	LF		0.16		\$
0521 5 3	Concrete Traffic Railing- Bridge, 32" F - Shape, Median, Double Face	LF		0.16		\$
0521 5 4	Concrete Traffic Railing- Bridge, 32" Vertical Face	LF		0.16		\$
0521 5 5	Concrete Traffic Railing- Bridge, 42" Vertical Face	LF		0.16		\$
0521 5 6	Concrete Traffic Railing- Bridge, Corral W/Curb	LF		0.16		\$
0521 5 7	Concrete Traffic Railing, Bridge, Corral without Curb	LF		0.16		\$
0521 5 8	Concrete Traffic Railing- Bridge,Retrofit-Vertical Face	LF		0.16		\$

**SPECIAL PROVISIONS**  
**SPECIAL MATERIALS ADJUSTMENT CALCULATION**

Estimate No:					Status as of:	
Contractor:					Year/Month:	
Project Name:					BMPAS:	
Project No.:					CMPAS:	

FDOT Item Number	Item Description	Unit	Quantity	Factor	Bid Unit Price	Material Cost
0521 5 9	Concrete Traffic Railing, Bridge, Special Design	LF		0.16		\$
0521 5 10	Concrete Traffic Railing- Bridge, Repair Existing	LF		0.16		\$
0521 5 11	Concrete Traffic Railing- Bridge, Retrofit-Post & Beam Railing	EA		0.16		\$
0521 5 12	Concrete Traffic Railing- Bridge, 36" Median Single Slope	LF		0.16		\$
0521 5 13	Concrete Traffic Railing- Bridge, 36" Single-Slope	LF		0.16		\$
0521 5 14	Concrete Traffic Railing- Bridge, 42" Single-Slope	LF		0.16		\$
0521 5 20	Concrete Traffic Railing- Bridge, F Shaped with Sound/Noise Barrier Wall 8' Height	LF		0.20		\$
0521 5 22	Concrete Traffic Railing- Bridge, 8'-0" Noise Wall	LF		0.20		\$
0521 6 1	Concrete Parapet, Pedest/Bicycle	LF		0.13		\$
0521 6 2	Concrete Parapet, Special	LF		0.13		\$
0521 6 3	Concrete Parapet, Retaining Wall Mounted with Sidewalk	LF		0.13		\$
0521 6 11	Concrete Parapet, Pedestrian/Bicycle, 27" Height	LF		0.13		\$
0521 6 12	Concrete Parapet, Pedestrian/Bicycle, 42" Height	LF		0.13		\$
0521 6 15	Concrete Parapet, Pedestrian/Bicycle, 26" Height with Stone Cap	LF		0.13		\$
0521 6 31	Concrete Parapet, Retaining Wall System Mounted W/Sidewalk, 27" Height	LF		0.13		\$
0521 6 32	Concrete Parapet, Retaining Wall System Mounted	LF		0.13		\$
0521 6 34	Concrete Parapet, Retaining Wall System Mounted W/Sidewalk, Curb	LF		0.13		\$
0521 7 1	Concrete Traffic Railing Barrier-Retaining Wall System, F Shape with Sound/Noise Barrier Wall, 8' Height	LF		0.20		\$
0521 8 1	Concrete Traffic Railing Barrier with Junction Slab, 32" F Shape	LF		0.16		\$
0521 8 2	Concrete Traffic Railing Barrier, with Junction Slab, 42" F Shape	LF		0.16		\$
0521 8 3	Concrete Traffic Railing Barrier, with Junction Slab, 32" Vertical Face	LF		0.16		\$
0521 8 4	Concrete Traffic Railing Barrier, with Junction Slab, 42" Vertical Face	LF		0.16		\$
0521 8 5	Concrete Traffic Railing Barrier, with Junction Slab, Corral with Curb	LF		0.16		\$
0521 8 6	Concrete Traffic Railing Barrier, with Junction Slab, Corral without Curb	LF		0.16		\$
0521 8 7	Concrete Barrier, with Junction Slab, 36" Single Slope	LF		0.16		\$
0521 8 8	Concrete Barrier, with Junction Slab, 42" Single Slope	LF		0.16		\$
0521 8 11	Concrete Barrier, with Junction Slab, 8'-0" Noise Wall	LF		0.18		\$
0521 72 2	Shoulder Concrete Barrier, Box Culvert	LF		0.17		\$
0521 72 3	Shoulder Concrete Barrier, Rigid-Shoulder	LF		0.17		\$
0521 72 4	Shoulder Concrete Barrier, Rigid Retaining	LF		0.17		\$
0521 72 5	Shoulder Concrete Barrier Wall, Rigid-Curb & Gutter	LF		0.17		\$
0521 72 7	Shoulder Concrete Barrier Wall, Rigid - Shoulder with 8' Sound/Noise Wall	LF		0.18		\$
0521 72 10	Shoulder Concrete Barrier Wall, Rigid Shoulder 42"	LF		0.17		\$
0521 72 11	Shoulder Concrete Barrier Wall, Rigid Shoulder 54"	LF		0.17		\$
0521 72 20	Shoulder Concrete Barrier Wall, F Shaped, with 8' Sound/Noise Wall	LF		0.18		\$
0521 72 21	Shoulder Concrete Barrier Wall, F Shaped, with 10' Sound/Noise Wall	LF		0.18		\$
0521 72 22	Shoulder Concrete Barrier Wall, F Shaped, with 12' Sound/Noise Wall	LF		0.18		\$
0521 72 23	Shoulder Concrete Barrier Wall, F Shaped, with 14' Sound/Noise Wall	LF		0.18		\$
0521 72 24	Shoulder Concrete Barrier Wall, 8' Noise Wall	LF		0.18		\$
0521 72 27	Shoulder Concrete Barrier Wall, 14' Noise Wall	LF		0.18		\$

**SPECIAL PROVISIONS**  
**STEEL MATERIALS ADJUSTMENT CALCULATION**

Estimate No.:			Status as of:
Contractor:			Year/Month:
Project Name:			BMPAS:
Project No.:			CMPAS:

FDOT Item Number	Item Description	Unit	Quantity	Factor	Bid Unit Price	Material Cost
0521 72 40	Shoulder Concrete Barrier, 38" or 44" Height	LF		0.17		\$
0521 72 41	Shoulder Concrete Barrier, Retaining Section	LF		0.17		\$
0521 72 42	Shoulder Concrete Barrier, 38" Trench Footing Section	LF		0.17		\$
0521 72 43	Shoulder Concrete Barrier, Curb and Gutter Barrier	LF		0.17		\$
0521 72 44	Shoulder Concrete Barrier, 44" Pier Protection Barrier/Crash Wall	LF		0.18		\$
0521 72 56	Shoulder Concrete Barrier, 56" Pier Protection Barrier/Crash Wall	LF		0.18		\$
0521 72 60	Shoulder Concrete Barrier, 38" Wall Shielding Barrier	LF		0.17		\$
0521 72 61	Shoulder Concrete Barrier, Variable Width For Wall or Sign Shielding	LF		0.17		\$
0534 72	Concrete Noise Wall	SF		0.20		\$
0534 73	Perimeter Wall	SF		0.20		\$
0641 2 11	Prestressed Concrete Pole, F&I, Type P-II Pedestal	EA		0.22		\$
0641 2 12	Prestressed Concrete Pole, F&I, Type P-II Service Pole	EA		0.22		\$
0641 2 13	Prestressed Concrete Pole, F&I, Type P-III	EA		0.22		\$
0641 2 14	Prestressed Concrete Pole, F&I, Type P-IV	EA		0.22		\$
0641 2 15	Prestressed Concrete Pole, F&I, Type P-V	EA		0.22		\$
0641 2 16	Prestressed Concrete Pole, F&I, Type P-VI	EA		0.22		\$
0641 2 17	Prestressed Concrete Pole, F&I, Type P-VII	EA		0.22		\$
0641 2 18	Prestressed Concrete Pole, F&I, Type P-VIII	EA		0.22		\$
0641 2 19	Prestressed Concrete Pole, F&I, Custom Design	EA		0.22		\$
0641 2 30	Prestressed Concrete Pole, Install	EA		0.22		\$
0641 3163	Concrete CCTV Pole, Furnish & Install with Lowering Device, 63'	EA		0.22		\$
0641 3169	Concrete CCTV Pole, Furnish & Install with Lowering Device, 69'	EA		0.22		\$
0641 3175	Concrete CCTV Pole, Furnish & Install with Lowering Device, 75'	EA		0.22		\$
0641 3180	Concrete CCTV Pole, Furnish & Install with Lowering Device, 80'	EA		0.22		\$
0641 3186	Concrete CCTV Pole, Furnish & Install with Lowering Device, 86'	EA		0.22		\$
0641 3263	Concrete CCTV Pole, Furnish & Install without Lowering Device, 63'	EA		0.22		\$
0641 3269	Concrete CCTV Pole, Furnish & Install without Lowering Device, 69'	EA		0.22		\$
0641 3275	Concrete CCTV Pole, Furnish & Install without Lowering Device, 75'	EA		0.22		\$
0641 3280	Concrete CCTV Pole, Furnish & Install without Lowering Device, 80'	EA		0.22		\$
0641 3286	Concrete CCTV Pole, Furnish & Install with Out Lowering Device, 86'	EA		0.22		\$
0641 14134	Prest Conc Pole, F&I - with Foundation, Type N-V, 34'	EA		0.22		\$
<b>GUARDRAIL ITEMS</b>						
536-1-0	Guardrail -Roadway, General/Low Speed TI-2	LF		0.65		\$
536-1-1	Guardrail -Roadway, General TI-3	LF		0.65		\$
536-1-3	Guardrail- Roadway, Double Face	LF		0.65		\$
536-5-1	Rub Rail for Guardrail, Single Sided Rub Rail	LF		0.65		\$
536-5-2	Rubrail for Guardrail, Double Sided Rub Rail	LF		0.65		\$
536-6	Pipe Rail for Guardrail	LF		0.65		\$
536-7-1	Special Guardrail Post- Deep Post for Slope Break Condition- Timber or Steel	EA		0.65		\$
536-7-2	Special Guardrail Post- Special Steel Post for Concrete Structure Mount	EA		0.65		\$
536-7-3	Special Guardrail Post- Encased Post for Shallow Mount	EA		0.65		\$



**SPECIAL PROVISIONS**  
**SPECIAL MATERIALS ADJUSTMENT CALCULATION**

Estimate No:					Status as of:	
Contractor:					Year/Month:	
Project Name:					BMPAS:	
Project No.:					CMPAS:	

FDOT Item Number	Item Description	Unit	Quantity	Factor	Bid Unit Price	Material Cost
536-7-4	Special Guardrail Post- Frangible Leave-Out for Mounting Through Concrete Surface	EA		0.65		\$
536-8	Guardrail- Bridge Anchorage Assembly, Furnish & Install	EA		0.65		\$
536-8-11	Approach Transition to Rigid Barrier Connection, Furnish & Install	EA		0.65		\$
536-8-12	Approach Transition Connection to Rigid Barrier, Furnish and Install, TI-2	EA		0.65		\$
536-8-13	Approach Transition Connection to Rigid Barrier, Furnish and Install, TI-3	EA		0.65		\$
536-8-60	Approach Transition to Rigid Barrier- Bridge Anchorage Assembly, Remove	EA		0.65		\$
536-83-1	Guardrail Post Replacement, Regular (Maintenance Use Only)	EA		0.65		\$
536-85-20	Guardrail End Treatment- Trailing Anchorage	EA		0.65		\$
536-85-22	Guardrail End Treatment- Flared Approach Terminal	EA		0.65		\$
536-85-24	Guardrail End Treatment- Parallel Approach Terminal	EA		0.65		\$
536-85-25	Guardrail End Treatment- Trailing Anchorage Type II	EA		0.65		\$
536-85-26	Guardrail End Treatment- Type CRT	EA		0.65		\$
536-85-27	Guardrail End Treatment- Double Face Approach Terminal	EA		0.65		\$
536-85-28	Guardrail End Treatment- Double Face Type II Trailing Anchorage	EA		0.65		\$
536-85-29	Guardrail End Treatment- Double Face Trailing Anchorage	EA		0.65		\$
536-8111	Guardrail Transition Connection to Rigid Barrier, F&I- Index 536-001, Approach TI-2	EA		0.65		\$
536-8112	Guardrail Transition Connection to Rigid Barrier, F&I- Index 536-001, Approach TI-3	EA		0.65		\$
536-8113	Guardrail Transition Connection to Rigid Barrier, F&I- Index 536-001, Trailing	EA		0.65		\$
536-8122	Guardrail Transition Connection to Rigid Barrier, F&I- Index 536-002, Approach TI-3	EA		0.65		\$
536-8123	Guardrail Transition Connection to Rigid Barrier, F&I- Index 536-002, Trailing	EA		0.65		\$
544-2-1	Crash Cushion, TI-2, Narrow	EA		0.65		\$
544-2-2	Crash Cushion, TI-2, Wide	EA		0.65		\$
544-3-1	Crash Cushion, TI-3, Narrow	EA		0.65		\$
544-3-2	Crash Cushion, TI-3, Wide	EA		0.65		\$
544-75-1	Crash Cushion	EA		0.65		\$
<b>STEEL HANDRAIL ITEMS</b>						
0460 71 1	Metal Traffic Railing, Thrie Beam Retrofit	LF		0.65		\$
0460 71 2	Metal Traffic Railing, Steel Post and Rail	LF		0.65		\$
0460 71 4	Metal Traffic Railing, Rectangular Tube Retrofit	LF		0.65		\$
0515 1 1	Pipe Handrail - Guiderail, Steel	LF		0.65		\$
0515 2211	Pedestrian / Bicycle Railing, Steel, 42" Type 1	LF		0.65		\$
0515 2212	Pedestrian / Bicycle Railing, Steel, 42" Type 2	LF		0.65		\$
0515 2213	Pedestrian / Bicycle Railing, Steel, 42" Type 3	LF		0.65		\$
0515 2215	Pedestrian / Bicycle Railing, Steel, 42" Type 5	LF		0.65		\$
0515 2221	Pedestrian/ Bicycle Railing, Steel only,54" Type 1	LF		0.65		\$
0515 2231	Pedestrian/ Bicycle Railing, Steel only,48" Type 1	LF		0.65		\$
0914550 1	Fencing- Pedestrian Barrier P1- 4' Steel Loop Fence	LF		0.65		\$
<b>STRUCTURAL STEEL AND STEEL SHEETPIILING ITEMS</b>						
0455 35 1	Steel Piling, HP 8 x 36	LF		0.35		\$
0455 35 3	Steel Piling, HP 10 x 42	LF		0.35		\$
0455 35 4	Steel Piling, HP 12 x 53	LF		0.35		\$
0455 35 5	Steel Piling, HP 14 x 73	LF		0.35		\$
0455 35 6	Steel Piling, HP 14 x 89	LF		0.35		\$
0455 35 7	Steel Piling, HP 14 x 102	LF		0.45		\$
0455 35 8	Steel Piling, HP 14 x 117	LF		0.45		\$

**SPECIAL PROVISIONS**  
**STEEL MATERIALS ADJUSTMENT CALCULATION**

Estimate No.:			Status as of:
Contractor:			Year/Month:
Project Name:			BMPAS:
Project No.:			CMPAS:

FDOT Item Number	Item Description	Unit	Quantity	Factor	Bid Unit Price	Material Cost
0455 35 9	Steel Piling, Special	LF		0.35		\$
0455 35 10	Steel Piling, HP 16 x 101	LF		0.45		\$
0455 35 11	Steel Piling, HP 12 x 74	LF		0.35		\$
0455 35 12	Steel Piling, HP 16 x 88	LF		0.35		\$
0455 35 13	Steel Piling, HP 16 x 121	LF		0.45		\$
0455 35 14	Steel Piling, HP 16 x 141	LF		0.45		\$
0455 35 20	Steel Piling, 18" Diameter Pipe	LF		0.35		\$
0455 35 21	Steel Piling, 20" Diameter Pipe	LF		0.35		\$
0455 35 22	Steel Piling, 24" Diameter Pipe	LF		0.35		\$
0455 35 23	Steel Piling, 30" Diameter Pipe	LF		0.35		\$
0455133 3	Sheet Piling Steel, F&I Permanent	SF		0.58		\$
0460 1 15	Structural Steel - Rehabilitation, Miscellaneous	LB		0.65		\$
0460 2 1	Struct Steel, Carbon	LB		0.63		\$
0460 2 2	Struct Steel, Low Alloy	LB		0.63		\$
0460 2 15	Struct Steel, Miscellaneous	LB		0.65		\$
0460 2 18	Struct Steel, Carbon- Truss	LB		0.63		\$
0460 2 20	Struct Steel - New/Widening, Weathering	LB		0.65		\$
<b>SIGN STRUCTURES AND MAST ARMS ITEMS</b>						
0649 1 10	Steel Strain Pole, F&I, Pedestal	EA		0.40		\$
0649 1 11	Steel Strain Pole, F&I, Type PS- IV	EA		0.40		\$
0649 1 12	Steel Strain Pole, F&I, Type PS- V	EA		0.40		\$
0649 1 13	Steel Strain Pole, F&I, Type PS- VI	EA		0.40		\$
0649 1 14	Steel Strain Pole, F&I, Type PS- VII	EA		0.40		\$
0649 1 15	Steel Strain Pole, F&I, Type PS- VIII	EA		0.40		\$
0649 1 16	Steel Strain Pole, F&I, Type PS- IX	EA		0.40		\$
0649 1 17	Steel Strain Pole, F&I, Type PS- X	EA		0.40		\$
0649 2150	Steel CCTV Pole, Furnish & Install with Lowering Device, 50'	EA		0.40		\$
0649 2155	Steel CCTV Pole, Furnish & Install with Lowering Device, 55'	EA		0.40		\$
0649 2170	Steel CCTV Pole, Furnish & Install with Lowering Device, 70'	EA		0.40		\$
0649 2250	Steel CCTV Pole, Furnish & Install without Lowering Device, 50'	EA		0.40		\$
0649 2255	Steel CCTV Pole, Furnish & Install without Lowering Device, 55'	EA		0.40		\$
0649 2260	Steel CCTV Pole, Furnish & Install without Lowering Device, 60'	EA		0.40		\$
0649 2265	Steel CCTV Pole, Furnish & Install without Lowering Device, 65'	EA		0.40		\$
0649 2270	Steel CCTV Pole, Furnish & Install without Lowering Device, 70'	EA		0.40		\$
0649 21 1	Steel Mast Arm Assembly, Furnish and Install, Single Arm 30'	EA		0.40		\$
0649 21 2	Steel Mast Arm Assembly, Furnish and Install, Double Arm 30'-30'	EA		0.45		\$
0649 21 3	Steel Mast Arm Assembly, Furnish and Install, Single Arm 40'	EA		0.40		\$
0649 21 4	Steel Mast Arm Assembly, Furnish and Install, Double Arm 40'-30'	EA		0.45		\$
0649 21 5	Steel Mast Arm Assembly, Furnish and Install, Double Arm 40'-40'	EA		0.45		\$
0649 21 6	Steel Mast Arm Assembly, Furnish and Install, Single Arm 50'	EA		0.40		\$
0649 21 7	Steel Mast Arm Assembly, Furnish and Install, Double Arm 50'-30'	EA		0.45		\$

**SPECIAL PROVISIONS**  
**SPECIAL MATERIALS ADJUSTMENT CALCULATION**

<i>Estimate No.:</i>				<i>Status as of:</i>	
<i>Contractor:</i>				<i>Year/Month:</i>	
<i>Project Name:</i>				<i>BMPAS:</i>	
<i>Project No.:</i>				<i>CMPAS:</i>	
<b>FDOT Item</b>					
<b>Number</b>	<b>Item Description</b>	<b>Unit</b>	<b>Quantity</b>	<b>Factor</b>	<b>Bid Unit Price</b>
0649 21 8	Steel Mast Arm Assembly, Furnish and Install, Double Arm 50'-40'	EA		0.45	\$
0649 21 9	Steel Mast Arm Assembly, Furnish and Install, Double Arm 50'-50'	EA		0.45	\$
0649 21 10	Steel Mast Arm Assembly, Furnish and Install, Single Arm 60'	EA		0.40	\$
0649 21 11	Steel Mast Arm Assembly, Furnish and Install, Double Arm 60'-30'	EA		0.45	\$
0649 21 12	Steel Mast Arm Assembly, Furnish and Install, Double Arm 60'-40'	EA		0.45	\$
0649 21 13	Steel Mast Arm Assembly, Furnish and Install, Double Arm 60'-50'	EA		0.45	\$
0649 21 14	Steel Mast Arm Assembly, Furnish and Install, Double Arm 60'-60'	EA		0.45	\$
0649 21 15	Steel Mast Arm Assembly, Furnish and Install, Single Arm 70'	EA		0.40	\$
0649 21 16	Steel Mast Arm Assembly, Furnish and Install, Double Arm 70'-30'	EA		0.45	\$
0649 21 17	Steel Mast Arm Assembly, Furnish and Install, Double Arm 70'-40'	EA		0.45	\$
0649 21 18	Steel Mast Arm Assembly, Furnish and Install, Double Arm 70'-50'	EA		0.45	\$
0649 21 19	Steel Mast Arm Assembly, Furnish and Install, Double Arm 70'-60'	EA		0.45	\$
0649 21 20	Steel Mast Arm Assembly, Furnish and Install, Double Arm 70'-70'	EA		0.45	\$
0649 21 21	Steel Mast Arm Assembly, Furnish and Install, Single Arm 78'	EA		0.40	\$
0649 21 22	Steel Mast Arm Assembly, Furnish and Install, Double Arm 78'-30'	EA		0.45	\$
0649 21 23	Steel Mast Arm Assembly, Furnish and Install, Double Arm 78'-40'	EA		0.45	\$
0649 21 24	Steel Mast Arm Assembly, Furnish and Install, Double Arm 78'-50'	EA		0.45	\$
0649 21 25	Steel Mast Arm Assembly, Furnish and Install, Double Arm 78'-60'	EA		0.45	\$
0649 21 26	Steel Mast Arm Assembly, Furnish and Install, Double Arm 78'-70'	EA		0.45	\$
0649 21 27	Steel Mast Arm Assembly, Furnish and Install, Double Arm 78'-78'	EA		0.45	\$
0649 22 3	Steel Mast Arm Assembly, Furnish and Install on Existing Foundation, Single Arm 40'	EA		0.40	\$
0649 22 17	Steel Mast Arm Assembly, Furnish and Install on Existing Foundation, Double Arm 70'-40'	EA		0.45	\$
0649 22 18	Steel Mast Arm Assembly, Furnish and Install on Existing Foundation, Double Arm 70'-50'	EA		0.45	\$
0649 23 2	Steel Mast Arm Assembly, Install/Relocate to New/Contractor Provided Foundation	EA		0.13	\$
0649 25 6	Steel Mast Arm Assembly, Replace Arm on Existing Pole, 50'	EA		0.10	\$
0649 25 10	Steel Mast Arm Assembly, Replace Arm on Existing Pole, 60'	EA		0.10	\$
0649 32116	Mast Arm,F&I on Existing Foundation, Wind Speed-150, Double Arm, W/0 Luminaire, 46-70.5	EA		0.40	\$
0700 4111	Overhead Static Sign Structure, Furnish & Install, Cantilever, Up to 20 Ft	EA		0.46	\$

**SPECIAL PROVISIONS**  
**STEEL MATERIALS ADJUSTMENT CALCULATION**

<i>Estimate No.:</i>		<i>Status as of:</i>	
<i>Contractor:</i>		<i>Year/Month:</i>	
<i>Project Name:</i>		<i>BMPAS:</i>	
<i>Project No.:</i>		<i>CMPAS:</i>	

<b>FDOT Item Number</b>	<b>Item Description</b>	<b>Unit</b>	<b>Quantity</b>	<b>Factor</b>	<b>Bid Unit Price</b>	<b>Material Cost</b>
0700 4112	Overhead Static Sign Structure, Furnish & Install, Cantilever, 21-30 Ft	EA		0.46		\$
0700 4113	Overhead Static Sign Structure, Furnish & Install, Cantilever, 31-40 Ft	EA		0.46		\$
0700 4114	Overhead Static Sign Structure, Furnish & Install, Cantilever, 41-50 Ft	EA		0.46		\$
0700 4115	Overhead Static Sign Structure, Furnish & Install, Cantilever, 50'+	EA		0.46		\$
0700 4121	Overhead Static Sign Structure, Furnish & Install, Span, Up to 20 Ft	EA		0.46		\$
0700 4122	Overhead Static Sign Structure, Furnish & Install, Span, 21-30 Ft	EA		0.46		\$
0700 4123	Overhead Static Sign Structure, Furnish & Install, Span, 31-40 Ft	EA		0.46		\$
0700 4124	Overhead Static Sign Structure, Furnish & Install, Span, 41-50 Ft	EA		0.46		\$
0700 4125	Overhead Static Sign Structure, Furnish & Install, Span, 51-100 Ft	EA		0.46		\$
0700 4126	Overhead Static Sign Structure, Furnish & Install, Span, 101-150 Ft	EA		0.46		\$
0700 4127	Overhead Static Sign Structure, Furnish & Install, Span, 151-200 Ft	EA		0.46		\$
0700 4128	Overhead Static Sign Structure, Furnish & Install, Span, 201 Ft and Greater	EA		0.46		\$
0700 4131	Overhead Static Sign Structure, Furnish & Install, Monotube, Up to 20 Ft	EA		0.46		\$
0700 4132	Overhead Static Sign Structure, Furnish & Install, Monotube, 21-30 Ft	EA		0.46		\$
0700 4133	Overhead Static Sign Structure, Furnish & Install, Monotube, 31-40 Ft	EA		0.46		\$
0700 4134	Overhead Static Sign Structure, Furnish & Install, Monotube, 41-50 Ft	EA		0.46		\$
0700 4135	Overhead Static Sign Structure, Furnish & Install, Monotube-Span, 51-100 Ft	EA		0.46		\$
0700 4136	Overhead Static Sign Structure, Furnish & Install, Monotube-Span, 101-150 Ft	EA		0.46		\$
0700 4137	Overhead Static Sign Structure, Furnish & Install, Monotube-Span, 151-200 Ft	EA		0.46		\$
0700 4138	Overhead Static Sign Structure, Furnish & Install, Monotube-Span, 200 Ft and Greater	EA		0.46		\$
0700 4140	Overhead Static Sign Structure, Furnish & Install, Overpass Bridge Mount	EA		0.46		\$
0700 5125	Overhead Static Sign Structure, Furnish & Install, Multi-Span, 51-100 Ft	EA		0.46		\$
0700 5126	Overhead Static Sign Structure, Furnish & Install, Multi-Span, 101-150 Ft	EA		0.46		\$
0700 5127	Overhead Static Sign Structure, Furnish & Install, Multi-Span, 151-200 Ft	EA		0.46		\$
0700 5128	Overhead Static Sign Structure, Furnish & Install, Multi-Span, 201 Ft and Greater	EA		0.46		\$
0700 10115	DMS Support Structure, Furnish & Install, Span, 51-100 Ft	EA		0.40		\$
0700 10116	DMS Support Structure, Furnish & Install, Span, 101-150 Ft	EA		0.40		\$
0700 10117	DMS Support Structure, Furnish & Install, Span, 151-200 Ft	EA		0.40		\$
0700 10118	DMS Support Structure, Furnish & Install, Span, 201 Ft and Greater	EA		0.40		\$
0700 10121	DMS Support Structure, Cantilever, Up to 20 Ft	EA		0.40		\$
0700 10122	DMS Support Structure, Cantilever, 21-30 Ft	EA		0.40		\$

**SPECIAL PROVISIONS**  
**SPECIAL MATERIALS ADJUSTMENT CALCULATION**

Estimate No:			Status as of:	
Contractor:			Year/Month:	
Project Name:			BMPAS:	
Project No.:			CMPAS:	

FDOT Item Number	Item Description	Unit	Quantity	Factor	Bid Unit Price	Material Cost
0700 10123	DMS Support Structure, Cantilever, 31-40 Ft	EA		0.40		\$
0700 10124	DMS Support Structure, Cantilever, 41-50 Ft	EA		0.40		\$
0700 10130	DMS Support Structure, Furnish & Install, Pedestal	EA		0.40		\$
0700 10140	DMS Support Structure, Furnish & Install, Multi-Post	EA		0.40		\$
<b>total (factored material cost) \$</b>						
<b>Index % Difference</b>						
<b>Monthly Monetary Amount</b>						

**STEEL MATERIALS:**

All bids for materials covered by the Proposal are to include required steel. No additional payment will be made for steel. The Department will adjust the bid unit price for steel, to reflect increases or decreases in the current material price adjustment steel (CMPAS) from that in effect during the month in which bids were received (BMPAS). A price adjustment may be made upon request by either party, when escalation or de-escalation of the cost of the steel used in this proposal exceed 5% (See General Provision Section 9-2.1.3 Steel Materials").

**\* Note:** Adjustments will only be made on the line items listed above.  
<https://www.fdot.gov/construction/material-price-adjustment>  
 This form shall be submitted on a monthly basis to the Engineer.

I certify that, based on my personal knowledge and well-founded belief following my own reasonable investigation, quantities represented by this Certification are true and correct.

Signature	Printed Name	Date	

**SPECIAL PROVISIONS  
ALUMINUM ADJUSTMENT CALCULATION**

Estimate No:		Status as of:	
Contractor:		Year/Month:	
Project Name:		BMPAA:	
Project No.:		CMPAA:	

Item Number	Item Description	Unit	Quantity	Factor	Bid Unit Price	Material Cost
515-2-312	Pedestrian / Bicycle Railing, Aluminum, 42" Type 2	LF		0.65		\$
515-2-313	Pedestrian / Bicycle Railing, Aluminum, 42" Type 3	LF		0.65		\$
515-2-314	Pedestrian / Bicycle Railing, Aluminum, 42" Type 4	LF		0.65		\$
515-2-321	Pedestrian/ Bicycle Railing, Aluminum Only, 54" Type 1	LF		0.65		\$
515-3-2	Pipe Handrail- Retrofit to Existing Railing, Aluminum	LF		0.65		\$
646-1-11	Aluminum Signals Pole, Pedestal	EA		0.65		\$
646-1-12	Aluminum Signals Pole, Furnish & Install Pedestrian Detector Post	EA		0.65		\$
646-1-30	Aluminum Signals Pole, Install	EA		0.65		\$
646-2-112	Aluminum Pole- Index 695-001, Furnish & Install, 12'	EA		0.65		\$
646-2-115	Aluminum Pole- Index 695-001, Furnish & Install, 15'	EA		0.65		\$
646-2-120	Aluminum Pole- Index 695-001, Furnish & Install, 20'	EA		0.65		\$
646-2-130	Aluminum Pole- Index 695-001, Furnish & Install, 30'	EA		0.65		\$
646-2-135	Aluminum Pole- Index 695-001, Furnish & Install, 35'	EA		0.65		\$
650-1-11	Vehicular Traffic Signal, Furnish & Install Aluminum, 1 Section, 1 Way	AS		0.65		\$
650-1-12	Vehicular Traffic Signal, Furnish & Install Aluminum, 1 Section, 2-4 Way	AS		0.65		\$
650-1-13	Vehicular Traffic Signal, Furnish & Install Aluminum, 2 Section, 1-2 Ways	AS		0.65		\$
650-1-14	Vehicular Traffic Signal, Furnish & Install Aluminum, 3 Section, 1 Way	AS		0.65		\$
650-1-15	Vehicular Traffic Signal, Furnish & Install Aluminum, 3 Section, 2-4 Ways	AS		0.65		\$
650-1-16	Vehicular Traffic Signal, Furnish & Install Aluminum, 4 Section, 1 Way	AS		0.65		\$
650-1-17	Vehicular Traffic Signal, Furnish & Install Aluminum, 4 Section, 2-4 Ways	AS		0.65		\$
650-1-18	Vehicular Traffic Signal, Furnish & Install Aluminum, 5 Section Straight, 1 Way	AS		0.65		\$
650-1-19	Vehicular Traffic Signal, Furnish & Install Aluminum, 5 Section Cluster, 1 Way	AS		0.65		\$
715-4-11	Light Pole Complete, Furnish & Install Standard Pole Standard Foundation, 30' Mounting Height	EA		0.65		\$
715-4-12	Light Pole Complete, Furnish & Install Standard Pole Standard Foundation, 35' Mounting Height	EA		0.65		\$
715-4-13	Light Pole Complete, Furnish & Install Standard Pole Standard Foundation, 40' Mounting Height	EA		0.65		\$
715-4-14	Light Pole Complete, Furnish & Install Standard Pole Standard Foundation, 45' Mounting Height	EA		0.65		\$
715-4-15	Light Pole Complete, Furnish & Install Standard Pole Standard Foundation, 50' Mounting Height	EA		0.65		\$
715-4-17	Light Pole Complete, Furnish & Install Standard Pole Standard Found, Wildlife Sensitive Luminaire 20' Mounting Height	EA		0.65		\$
715-4-18	Light Pole Complete, Furnish & Install Standard Pole Standardfound, Wildlife Sensitive Luminaire 25' Mounting Height	EA		0.65		\$
715-4-21	Light Pole Complete, Furnish & Install Standard Pole Special Foundation, 30' Mounting Height	EA		0.65		\$
715-4-22	Light Pole Complete, Furnish & Install Standard Pole Special Foundation, 35' Mounting Height	EA		0.65		\$
715-4-23	Light Pole Complete, Furnish & Install Standard Pole Special Foundation, 40' Mounting Height	EA		0.65		\$
715-4-24	Light Pole Complete, Furnish & Install Standard Pole Special Foundation, 45' Mounting Height	EA		0.65		\$
715-4-25	Light Pole Complete, Furnish & Install Standard Pole Special Foundation, 50' Mounting Height	EA		0.65		\$
715-4-27	Light Pole Complete, Furnish & Install Standard Pole Special Found, Wildlife Sensitive Luminaire 20' Mounting Height	EA		0.65		\$



**SPECIAL PROVISIONS  
LUMINUM ADJUSTMENT CALCULATION**

<i>Estimate No.:</i>		<i>Status as of:</i>	
<i>Contractor:</i>		<i>Year/Month:</i>	
<i>Project Name:</i>		<i>BMPAA:</i>	
<i>Project No.:</i>		<i>CMPAA:</i>	

<b>Item Number</b>	<b>Item Description</b>	<b>Unit</b>	<b>Quantity</b>	<b>Factor</b>	<b>Bid Unit Price</b>	<b>Material Cost</b>
715-4-28	Light Pole Complete, Furnish & Install Standard Pole Special Found, Wildlife Sensitive Luminaire 25' Mounting Height	EA		0.65		\$
715-4-31	Light Pole Complete, Furnish & Install Utility Conflict Pole, Index 17515/715-002 Foundation, 30' Mounting Height	EA		0.65		\$
715-4-32	Light Pole Complete, Furnish & Install Utility Conflict Pole, Index 17515/715-002 Foundation, 35' Mounting Height	EA		0.65		\$
715-4-33	Light Pole Complete, Furnish & Install Utility Conflict Pole, Index 17515/715-002 Foundation, 40' Mounting Height	EA		0.65		\$
715-4-34	Light Pole Complete, Furnish & Install Utility Conflict Pole, Index 17515/715-002 Foundation, 45' Mounting Height	EA		0.65		\$
715-4-35	Light Pole Complete, Furnish & Install Utility Conflict Pole, Index 17515/715-002 Foundation, 50' Mounting Height	EA		0.65		\$
715-4-41	Light Pole Complete, Furnish & Install Utility Conflict Pole, Special Foundation, 30' Mounting Height	EA		0.65		\$
715-4-42	Light Pole Complete, Furnish & Install Utility Conflict Pole, Special Foundation, 35' Mounting Height	EA		0.65		\$
715-4-43	Light Pole Complete, Furnish & Install Utility Conflict Pole, Special Foundation, 40' Mounting Height	EA		0.65		\$
715-4-44	Light Pole Complete, Furnish & Install Utility Conflict Pole, Special Foundation, 45' Mounting Height	EA		0.65		\$
715-4-45	Light Pole Complete, Furnish & Install Utility Conflict Pole, Special Foundation, 50' Mounting Height	EA		0.65		\$
715-4-50	Light Pole Complete, Install	EA		0.65		\$
715-5-31	Luminaire & Bracket Arm- Aluminum, Furnish & Install New Luminaire and Arm On New/Existing Pole	EA		0.65		\$
715-511-115	Light Pole Complete- Special Design, F&I, Single Arm Shoulder Mount, Aluminum, 15'	EA		0.65		\$
715-511-120	Light Pole Complete- Special Design, F&I, Single Arm Shoulder Mount, Aluminum, 20'	EA		0.65		\$
715-511-125	Light Pole Complete- Special Design, F&I, Single Arm Shoulder Mount, Aluminum, 25'	EA		0.65		\$
715-511-130	Light Pole Complete- Special Design, F&I, Single Arm Shoulder Mount, Aluminum, 30'	EA		0.65		\$
715-511-135	Light Pole Complete- Special Design, F&I, Single Arm Shoulder Mount, Aluminum, 35'	EA		0.65		\$
715-511-140	Light Pole Complete- Special Design, F&I, Single Arm Shoulder Mount, Aluminum, 40'	EA		0.65		\$
715-511-145	Light Pole Complete- Special Design, F&I, Single Arm Shoulder Mount, Aluminum, 45'	EA		0.65		\$
715-511-150	Light Pole Complete Special Design , F&I, Single Arm Shoulder Mount, Aluminum, 50'	EA		0.65		\$
715-512-115	Light Pole Complete- Special Design, F&I, Double Arm Shoulder Mount, Aluminum, 15'	EA		0.65		\$
715-512-125	Light Pole Complete- Special Design, F&I, Double Arm Shoulder Mount, Aluminum, 25'	EA		0.65		\$
715-512-130	Light Pole Complete- Special Design, F&I, Double Arm Shoulder Mount, Aluminum, 30'	EA		0.65		\$
715-512-135	Light Pole Complete- Special Design, F&I, Double Arm Shoulder Mount, Aluminum, 35'	EA		0.65		\$
715-512-140	Light Pole Complete- Special Design, F&I, Double Arm Shoulder Mount, Aluminum, 40'	EA		0.65		\$
715-512-145	Light Pole Complete- Special Design, F&I, Double Arm Shoulder Mount, Aluminum, 45'	EA		0.65		\$
715-512-150	Light Pole Complete- Special Design, F&I, Double Arm Shoulder Mount, Aluminum, 50'	EA		0.65		\$
715-512-155	Light Pole Complete- Special Design, F&I, Double Arm Shoulder Mount, Aluminum, 55'	EA		0.65		\$
715-512-160	Light Pole Complete- Special Design, F&I, Double Arm Shoulder Mount, Aluminum, 60'	EA		0.65		\$

**SPECIAL PROVISIONS**  
**MINIMUM ADJUSTMENT CALCULATION**

<i>Estimate No.:</i>				<i>Status as of:</i>		
<i>Contractor:</i>				<i>Year/Month:</i>		
<i>Project Name:</i>				<i>BMPAA:</i>		
<i>Project No.:</i>				<i>CMPAA:</i>		
<b>Item Number</b>	<b>Item Description</b>	<b>Unit</b>	<b>Quantity</b>	<b>Factor</b>	<b>Bid Unit Price</b>	<b>Material Cost</b>
715-513-115	Light Pole Complete- Special Design, F&I, Single Arm Wall Mount, Aluminum, 15'	EA		0.65		\$
715-513-125	Light Pole Complete- Special Design, F&I, Single Arm Wall Mount, Aluminum, 25'	EA		0.65		\$
715-513-130	Light Pole Complete- Special Design, F&I, Single Arm Wall Mount, Aluminum, 30'	EA		0.65		\$
715-513-135	Light Pole Complete- Special Design, F&I, Single Arm Wall Mount, Aluminum, 35'	EA		0.65		\$
715-513-140	Light Pole Complete- Special Design, F&I, Single Arm Wall Mount, Aluminum, 40'	EA		0.65		\$
715-513-145	Light Pole Complete- Special Design, F&I, Single Arm Wall Mount, Aluminum, 45'	EA		0.65		\$
715-513-150	Light Pole Complete- Special Design, F&I, Single Arm Wall Mount, Aluminum, 50'	EA		0.65		\$
715-514-115	Light Pole Complete- Special Design, F&I, Double Arm Wall Mount, Aluminum, 15'	EA		0.65		\$
715-514-120	Light Pole Complete- Special Design, F&I, Double Arm Wall Mount, Aluminum, 20'	EA		0.65		\$
715-514-125	Light Pole Complete- Special Design, F&I, Double Arm Wall Mount, Aluminum, 25'	EA		0.65		\$
715-514-130	Light Pole Complete- Special Design, F&I, Double Arm Wall Mount, Aluminum, 30'	EA		0.65		\$
715-514-135	Light Pole Complete- Special Design, F&I, Double Arm Wall Mount, Aluminum, 35'	EA		0.65		\$
715-514-140	Light Pole Complete- Special Design, F&I, Double Arm Wall Mount, Aluminum, 40'	EA		0.65		\$
715-514-145	Light Pole Comp- Special Design, F&I, Double Arm Wall Mount, Aluminum, 45'	EA		0.65		\$
715-514-150	Light Pole Complete- Special Design, F&I, Double Arm Wall Mount, Aluminum, 50'	EA		0.65		\$
715-515-115	Light Pole Complete- Special Design, F&I, Single Arm Bridge Mount-Aluminum, 15'	EA		0.65		\$
715-515-120	Light Pole Complete- Special Design, F&I, Single Arm Bridge Mount-Aluminum, 20' Mounting Height	EA		0.65		\$
715-515-125	Light Pole Complete- Special Design, F&I, Single Arm Bridge Mount-Aluminum, 25'	EA		0.65		\$
715-515-130	Light Pole Complete- Special Design, F&I, Single Arm Bridge Mount-Aluminum, 30'	EA		0.65		\$
715-515-135	Light Pole Complete- Special Design, F&I, Single Arm Bridge Mount-Aluminum, 35'	EA		0.65		\$
715-515-140	Light Pole Complete- Special Design, F&I, Single Arm Bridge Mount, Non-Std Aluminum, 40'	EA		0.65		\$
715-515-145	Light Pole Complete- Special Design, F&I, Single Arm Bridge Mount-Aluminum, 45'	EA		0.65		\$
715-515-150	Light Pole Complete- Special Design, F&I, Single Arm Bridge Mount-Aluminum, 50'	EA		0.65		\$
715-516-115	Light Pole Complete-Special Design, F&I, Pole Top Mount, Aluminum, 15'	EA		0.65		\$
715-516-120	Light Pole Complete-Special Design, F&I, Pole Top Mount, Aluminum, 20'	EA		0.65		\$
715-516-125	Light Pole Complete- Special Design, F&I, Pole Top Mount-Aluminum, 25'	EA		0.65		\$
715-516-130	Light Pole Complete- Special Design, F&I, Pole Top Mount-Aluminum, 30'	EA		0.65		\$



**SPECIAL PROVISIONS  
LUMINUM ADJUSTMENT CALCULA**

<i>Estimate No:</i>		<i>Status as of:</i>	
<i>Contractor:</i>		<i>Year/Month:</i>	
<i>Project Name:</i>		<i>BMPAA:</i>	
<i>Project No.:</i>		<i>CMPAA:</i>	

<i>Item Number</i>	<i>Item Description</i>	<i>Unit</i>	<i>Quantity</i>	<i>Factor</i>	<i>Bid Unit Price</i>	<i>Material Cost</i>
715-516-135	Light Pole Complete- Special Design, F&I, Pole Top Mount- Aluminum, 35'	EA		0.65		\$
715-516-140	Light Pole Complete- Special Design, F&I, Pole Top Mnt- Aluminum, 40'	EA		0.65		\$
715-516-145	Light Pole Complete- Special Design, F&I, Pole Top Mount, Aluminum, 45'	EA		0.65		\$
715-516-150	Light Pole Complete- Special Design, F&I, Pole Top Mount, Aluminum, 50'	EA		0.65		\$
715-517-110	Light Pole Complete- Special Design, F&I, Double Arm Bridge Mount, Aluminum, 10'	EA		0.65		\$
715-517-125	Light Pole Complete- Special Design, F&I, Double Arm Bridge Mount, Aluminum, 25'	EA		0.65		\$
715-517-135	Light Pole Complete- Special Design, F&I, Double Arm Bridge Mount, Aluminum, 35'	EA		0.65		\$
715-517-140	Light Pole Complete- Special Design, F&I, Double Arm Bridge Mount, Aluminum, 40'	EA		0.65		\$
715-517-145	Light Pole Complete- Special Design, F&I, Double Arm Bridge Mount, Aluminum, 45'	EA		0.65		\$
715-517-150	Light Pole Complete- Special Design, F&I, Double Arm Bridge Mount, Aluminum, 50'	EA		0.65		\$
715-518-115	Light Pole Comp- Special Design, F&I, Double Arm, Pole Top Mount, Aluminum, 15'	EA		0.65		\$
715-518-120	Light Pole Comp- Special Design, F&I, Double Arm, Pole Top Mount, Aluminum, 20'	EA		0.65		\$
715-518-125	Light Pole Comp- Special Design, F&I, Double Arm, Pole Top Mount, Aluminum, 25'	EA		0.65		\$
715-518-130	Light Pole Comp- Special Design, F&I, Double Arm, Pole Top Mount, Aluminum, 30'	EA		0.65		\$
715-518-135	Light Pole Comp- Special Design, F&I, Double Arm, Pole Top Mount, Aluminum, 35'	EA		0.65		\$
715-518-140	Light Pole Comp- Special Design, F&I, Double Arm, Pole Top Mount, Aluminum, 40'	EA		0.65		\$
715-518-145	Light Pole Complete- Special Design, F&I, Double Arm, Pole Top Mount, Aluminum, 45'	EA		0.65		\$
715-518-150	Light Pole Comp- Special Design, F&I, Double Arm, Pole Top Mount, Aluminum, 50'	EA		0.65		\$
715-519-115	Light Pole Comp- Special Design, F&I, Triple Arm, Aluminum, 15'	EA		0.65		\$
715-536-115	Light Pole Complete-Special Design, Install Pole Top Mount, Aluminum, Non-Standard Designs, 15'	EA		0.65		\$

**total (factored material cost) \$**  
**Index % Difference**  
**Monthly Monetary Amount**

**ALUMINUM:**

All bids for materials covered by the Proposal are to include required aluminum. No additional payment will be made for aluminum. The Department will adjust the bid unit price for aluminum, to reflect increases or decreases in the current material price adjustment aluminum (CMPAA) from that in effect during the month in which bids were received (BMPAA). A price adjustment may be made upon request by either party, when escalation or de-escalation of the cost of the aluminum used in this proposal exceed 5% (See General Provision Section 9-2.1.5 "Aluminum").

**\* Note:** Adjustments will only be made on the line items listed above.  
<https://www.fdot.gov/construction/material-price-adjustment>  
This form shall be submitted on a monthly basis to the Engineer.

I certify that, based on my personal knowledge and well-founded belief following my own reasonable investigation, quantities represented by this

Signature	Printed Name
	Date

**SPECIAL PROVISIONS  
PVC ADJUSTMENT CALCULATION**

Estimate No:			Status as of: <b>7/21/2022</b>
Contractor:			Year/Month:
Project Name:			BMPAP:
Project No.:			CMPAP:

Item Number	Item Description	Unit	Quantity	Factor	Bid Unit Price	Material Cost
630-2-11	Conduit, Furnish & Install, Open Trench	LF		0.27		\$
630-2-12	Conduit, Furnish & Install, Directional Bore	LF		0.27		\$
630-2-14	Conduit, Furnish & Install, Aboveground	LF		0.27		\$
630-2-15	Conduit, Furnish & Install, Bridge Mount	LF		0.27		\$
630-2-16	Conduit, Furnish & Install, Embedded Concrete Barriers and Traffic Railings	LF		0.27		\$

**Total (factored material cost) \$**  
**Index % Difference**  
**Monthly Monetary Amount**

**PVC:**

All bids for materials covered by the Proposal are to include required PVC. No additional payment will be made for PVC. The Department will adjust the bid unit price for PVC, to reflect increases or decreases in the current material price adjustment PVC (CMPAP) from that in effect during the month in which bids were received (BMPAP). A price adjustment may be made upon request by either party, when escalation or de-escalation of the cost of the PVC used in this proposal exceed 5% (See General Provision Section 9-2.1.5 "PVC").

**\* Note:** Adjustments will only be made on the line items listed above.  
<https://www.fdot.gov/construction/material-price-adjustment>  
This form shall be submitted on a monthly basis to the Engineer.

I certify that, based on my personal knowledge and well-founded belief following my own reasonable investigation, quantities represented by this Certification are true and correct.

Signature		Printed Name		Date

**SPECIAL PROVISIONS  
COPPER ADJUSTMENT CALCULATION**

<i>Estimate No.:</i>		<i>Status as of:</i> 7/21/2022
<i>Contractor:</i>		<i>Year/Month:</i>
<i>Project Name:</i>		<i>BMPAC:</i>
<i>Project No.:</i>		<i>CMPAC:</i>

<i>Item Number</i>	<i>Item Description</i>	<i>Unit</i>	<i>Quantity</i>	<i>Factor</i>	<i>Bid Unit Price</i>	<i>Material Cost</i>
639-2-1	Electrical Service Wire, Furnish & Install	LF		0.35		\$
632-7-1	Signal Cable- New or Reconstructed Intersection, Furnish & Install	PI		0.35		\$
715-1-11	Lighting Conductors, F&I, Insulated, No. 10 or <	LF		0.35		\$
715-1-12	Lighting Conductors, F&I, Insulated, No.8 - 6	LF		0.35		\$
715-1-13	Lighting Conductors, F&I, Insulated, No 4 to No 2	LF		0.35		\$
715-1-14	Lighting Conductors, F&I, Insulated, No 1 to No 0	LF		0.35		\$
715-1-15	Lighting Conductors, F&I, No.1/0 - 3/0 (0 to 000)	LF		0.35		\$
715-1-16	Lighting Conductors, F&I, No.4/0 (0000) or Larger	LF		0.35		\$

**Total (factored material cost) \$**  
**Index % Difference**  
**Monthly Monetary Amount**

**COPPER:**

All bids for materials covered by the Proposal are to include required copper. No additional payment will be made for copper. The Department will adjust the bid unit price for copper, to reflect increases or decreases in the current material price adjustment copper (CMPAC) from that in effect during the month in which bids were received (BMPAC). A price adjustment may be made upon request by either party, when escalation or de-escalation of the cost of the copper used in this proposal exceed 5% (See General Provision Section 9-2.1.5 "Copper").

**\* Note:**

Adjustments will only be made on the line items listed above.  
<https://www.fdot.gov/construction/material-price-adjustment>  
This form shall be submitted on a monthly basis to the Engineer.

I certify that, based on my personal knowledge and well-founded belief following my own reasonable investigation, quantities represented by this

Signature	Printed Name	Date	

# TECHNICAL SPECIAL PROVISIONS

## **OVERVIEW**

The purpose and intent of this bid is to establish a Pathway and Minor Continuing Services Construction Contract to include maintenance of traffic, hauling and disposal and all equipment, material, labor, etc., as needed to complete Work Orders for construction of bid items.

Work Orders are likely to include construction and/or resurfacing of pathways, construction of parking areas, speed humps, traffic separators, miscellaneous concrete works (inlets, manholes, curbing, etc.) and other minor construction projects required by various County Departments on an as needed basis.

All work will be done according to the Florida Department of Transportation (FDOT) Standard Specifications for Road and Bridge Construction noted on page SS-1, as amended herein by Palm Beach County, as well as all other applicable FDOT, County and contract standards.

The Contractor should fully understand that the Board of County Commissioners does not, hereunder, contract to do any specific amount of work during the contract period.

The locations for the construction projects on which the material will be used will vary, and may be at any point within the boundaries of Palm Beach County. The Contractor will not be expected to operate his equipment or personnel beyond the limits of Palm Beach County under this contract.

The Contractor is advised that all non-contiguous work sites within the same park, subdivision and/or intersection, where individual work locations are separated by no more than 1000', or as directed by the Engineer, shall be considered one job-site. User Divisions/Departments are responsible for issuing a single work order for projects meeting the above conditions and the Contractor shall honor unit prices based upon the total work required.

## **DEFINITIONS**

WEST DISTRICT: All areas of Palm Beach County west of 20 Mile Bend (Belle Glade)

EAST DISTRICT: All areas of Palm Beach County east of 20 Mile Bend

## TECHNICAL SPECIAL PROVISIONS

### INSPECTIONS

The Department, from time to time, may appoint representatives to inspect equipment used under this contract, observe personnel employed, and the general performance of the Contract. The representatives will not be authorized to revoke, alter, enlarge or relax the conditions of these specifications, approve or accept any portion of the completed work, issue instructions contrary to authority, reject defective equipment, report on inept personnel, nor suspend any work.

### ASPHALT PATHWAY AND MINOR CONSTRUCTION

#### GENERAL

The work associated with this specification consist of both resurfacing existing and constructing new pathways, in accordance with the current FDOT Standard Specifications for Road and Bridge Construction as noted on page SS-1, and as amended herein by Palm Beach County.

The location of pathways will vary. The pathways may be placed in accordance with the attached typicals, at the right of way line or as shown on the plans for a specific project. All work shall be in conformance with the lines and grades so shown.

At the commencement of each project, the specifications presented to the Contractor will outline such amounts, locations and project duration as estimated by the Department.

For resurfacing projects, the work shall include conditioning of the existing base or surface, such as blading the grass back from the existing pavement edges and or sweeping if directed by the Department.

### CONTROL OF WORK

#### **SECTION I - STATE AND COUNTY JURISDICTION**

##### **1. Subgrade**

Excavation for the placement of base material shall be made to the required depth and width. The material on which the base is to be placed, shall be compacted to a firm, even surface, true to grade and cross section, by means of watering, rolling or mechanical tamping.

##### **2. Base Material**

The base for asphalt pathways shall be a minimum of four (4) inches thick and compacted one foot wider than the proposed finished width of the pathway. The base shall be compacted to a

firm even surface, true to grade and cross section by means of watering, rolling or mechanical tamping.

The base material may consist of any acceptable base material as specified in this specification or that of the FDOT, as amended herein by Palm Beach County. The base will be constructed to the thickness indicated in these specifications regardless of the type of material used.

In the Glades area (West of 20 Mile Bend) the contractor may use local crushed rock (Limerock) with prior approval from the Department. In the Glades area the base shall be constructed twelve (12) inches thick. The price bid for this construction shall include excavation and disposal of the material.

### **3. Prime Material**

The base shall be primed with material meeting the requirements of Section 300, FDOT specifications, and as amended herein by Palm Beach County. Prime material shall be applied to the base at the rate of 0.15 gallons per square yard.

### **4. Excavation and Embankment**

Excavation and/or Embankment averaging 0.3 feet or more over a contiguous area exceeding 350 square yards, shall be calculated as to its cubic yard volume and paid at the bid price for Excavation or Embankment.

Payment for Excavation and or Embankment, based on the above criteria, is for any section under the asphalt or concrete construction, as measured from the bottom of the base material.

### **5. Asphalt**

Prior to the laying of the asphaltic mixture, the base shall be cleaned of all loose and deleterious material to the satisfaction of the Engineer.

The design mix formula and mix stability for Asphaltic Concrete Surface Courses and Asphaltic Concrete Friction Courses delivered under this Contract shall conform to the General Provisions herein.

All bids for materials covered by the Proposal are to include required liquid bituminous materials and tack coats. No additional payment will be made for the liquid bituminous materials in the prime and tack coats.

The asphalt shall be placed to the width and depth as indicated on the typical section for the specific project or the attached typical. The asphalt shall be compacted and finished with neat edges, true to line and grade.

Included in the cost of the asphalt used for overlays is an application of approved herbicide to all vegetation within the area to be overlaid 3 to 7 days prior to the placement of the asphalt.

## **SECTION II - METHOD OF MEASUREMENT**

The Method of Measurement for the various items associated with the project shall be in accordance with the units indicated in the proposal.

### **BASIS OF PAYMENT**

Payment will be made in accordance with the unit prices bid in the proposal. If the project is in excess of 2,500 linear feet in length the Contractor may request payment for portions of the pathway that have been constructed and found to be acceptable by the Department. Requests will only be considered on a monthly basis.

Pathway resurfacing, requiring tonnage asphalt, will be paid for by invoice tickets from the asphalt supplier received by the Department representative at the job site.

The unit price per ton or per square yard (SY) for asphalt items shall include the cost of furnishing all materials, including the asphalt and prime and/or tack coat; mixing, , transporting, placing and rolling; all labor and equipment necessary to complete the work, including clean-up and restoration, and all necessary maintenance of traffic.

## **CONCRETE PATHWAY AND MINOR CONSTRUCTION**

### **SECTION I**

The intent of this Annual Contract is to construct facilities such as traffic lanes, intersection modifications, turning and passing lanes, sidewalks and driveways and other miscellaneous repairs, modifications and new facilities all within a reasonably small area and as may be designated by the Department.

## TECHNICAL SPECIAL PROVISIONS

The work specified in these specifications shall be done according to Section 520, FDOT Standard Specifications for Road and Bridge Construction as noted on page SS-1, and as amended herein by Palm Beach County, except that paragraph 520.12.2 excavation payment, shall be paid as previously specified herein. All other items to be as stated and the units shall include the complete construction of the following: new concrete curb, curb and gutter Types D, E & F, and concrete traffic separator Types I, II, III IV & V, all according to FDOT Standards, and new concrete curb, curb and gutter per Palm Beach County Standards for 9" curb and gutter, driveway curb, mountable gutter and new driveways, generally to be constructed in conjunction with any of the above stated items; all to be measured and paid for on a linear foot or square yard basis, as the case may be, per the proposal section of this bid.

Removal items shall include all items similar to above concrete items that may be existing on the job site prior to commencing work and designated to be removed by the Department, and shall also include any such existing items that may consist of asphaltic materials, and/or materials other than concrete that are so designated to be removed by the Department. Removal items shall conform to Articles 110-7 and 110-11.3 of FDOT Standards, and as amended herein by Palm Beach County, and shall be measured and paid for on a similar basis as stated above.

The requirements for all Portland Cement concrete work shall be Class I (2500psi). The construction of Portland Cement concrete items shall be properly placed upon prepared base or existing surface course in accordance with the specifications and in conformity with the lines, grades, thickness and typical section shown on the plans as presented to the Contractor at the commencement of each job, all according to FDOT Standard Specifications for Road and Bridge Construction as noted on page SS-1, except as otherwise amended, and as amended herein by Palm Beach County, in such amounts to such locations and at such times as may be designated by the Department or appointed representative. This work shall include the conditioning of the existing base or surface, such as blading the grass back from existing pavement edges or sweeping if directed by the Department.

## SECTION II

The intent of this section is to provide for the repair, rebuilding, modification and/or placement of new Curb Inlets, Closed Flume Inlets, Ditch Bottom Inlets, Shoulder Gutter Inlets and adjuncts thereto.

The work specified shall be according to Section 425 of the FDOT Standard Specifications for Road & Bridge Construction as noted on page SS-1, and as amended herein by Palm Beach County, except that the work shall consist of complete removal of all damaged concrete and



reinforcing steel in an existing structure, including tops, throat and curb areas, etc., and reconstructing the facility and adjuncts in place or by precasting and proper placement, all per FDOT Design Standards and Standard Specifications as noted on page SS-1 and as amended herein by Palm Beach County.

Contractor shall furnish, install and maintain proper signs, barricades and barriers at no cost to the Department. However, this will in no way absolve the Contractor from his legal responsibilities as stated herein.

Measurement and payment shall be per the contract unit price bid for each type of facility repaired and is to include all labor, equipment and material necessary to satisfactorily complete the work.

### **SPEED HUMP CONSTRUCTION**

The following specifications apply to the construction of speed humps in accordance with Palm Beach County Standards:

1. Each end of the speed hump will be keyed in to a minimum of 2" deep and 4' wide.
2. Base material shall be any acceptable material normally used in road base construction and as approved by the Department.
3. Speed humps shall be surfaced with a minimum of 1" asphalt Type SI or SIII.
4. Price per square yard includes all materials, labor, equipment and incidentals necessary to construct speed humps.

### **GUARDRAIL & SPECIAL SAFETY PIPE RAIL**

At locations where sidewalks, walkways, bike paths or other media for bicycle and/or pedestrian traffic are within 4' of the back of the steel guardrail post, the contractor shall utilize Pedestrian Safety Treatments as shown in FDOT INDEX 400.

### **STAMPED COLORED CONCRETE (5" THICK)**

Attention is directed to the pay item for "Stamped Colored Concrete (5" Thick)", S.Y. This item may be constructed in lieu of concrete traffic separators, as directed by the Engineer. Stamped

Colored Concrete consists of cast-in-place concrete (5" Thick) between Type F Curb and Gutter, having the surface colored with a color hardener (equivalent to the products supplied by Wm. D. Adeimy, Inc., 561/832-6305), and with the surface textured or imprinted with a pattern (as directed by the Engineer), and then sealed with a color seal. The Contractor is responsible for assuring the curbing is in no way discolored, damaged, marked, etc. by the application of the above.

### **Color Hardener**

1. Apply the dry hardener when the bleed water disappears and the floating process will not disrupt the level of the surface.
2. Normally apply the dry hardener evenly in two separate shakes, using two-thirds of the material for the first shake.
3. Use wood floats or a power-troweling machine equipped with float blades to work the dry hardener completely and thoroughly into the surface after each application.
4. After floating the final shakes, hand or machine trowel the surface to a flat, uniform finish and apply the specified texture. Apply antiqing release before imprinting with mat-type tools.
5. Coverage requirements may vary according to intended use and color. 90 lbs. per 100 sq. ft. is considered the median range.

**Curing** - Use colored concrete sealer in the matching color to cure interior color hardened floors and exterior flat work, that will receive regular maintenance and re-coating.

Newly placed concrete should receive one thin finish coat of colored concrete sealer after placement and after the required curing time of 14-28 days has been reached. Before application of the finish coat, the moisture content of the concrete must be low enough so alkali and other salts do not become trapped beneath the coating, causing discoloration or clouding, thus the reason for the 14-28 day time frame.

The work is to be performed on the job site by trained and experienced workers.

The pay item "Stamped Colored Concrete (5" Thick)", SY, includes all labor, equipment, materials, transportation, fuel maintenance of traffic, and all other items incidental to or necessary for completing the work.

The Contractor shall install a longitudinal 6" PVC (Schedule 80) pipe at Stamped Colored Concrete areas. This item shall be considered incidental to the Item, and shall include the cost of all labor, materials, equipment, fuel, transportation, and other items necessary to complete the work.

### **GRAVITY WALL CONSTRUCTION**

Unless otherwise directed, gravity walls are to be constructed from "inside" the Right of Way (no encroachment on private property). Any construction methods necessary to satisfy this requirement shall be incidental to the pay item "Concrete Gravity Wall, CY"

### **A-2000 POLYVINYL CHLORIDE (PVC) PIPE (12 TO 48 INCHES)\***

A-2000 PVC pipe has been reviewed and found acceptable for use on Palm Beach County roadway construction projects. Installation shall be in accordance with manufacturer's recommendations, FDOT Standard Specification 125 (Excavation for Structures and Pipe), 430 (Pipe Culverts and Storm Sewers) and 948 (Miscellaneous Type of Pipe), and as amended herein by Palm Beach County.

\* When the pipe type is not specified in the pay items (Proposal pages) the Contractor shall notify the Engineer, in writing, and receive written approval prior to implementation.

### **STEEL BOLLARD**

1. Steel Bollards shall be 6" diameter, Schedule 40 black steel pipe, completely filled with concrete.
2. Steel Bollards shall be a minimum 60" long, placed with a minimum of 36" above finished grade elevation and not less than 24" set below finished grade.
3. Steel Bollards shall be installed in a concrete foundation 24" x 24" x 24".
4. Steel Bollards shall be painted with two coats traffic yellow paint or covered with an appropriately sized, yellow, HDPE sleeve securely fastened to the bollard pipe.
5. Steel Bollards shall be paid per unit price bid for each bollard installed and accepted.

## **REMOVABLE BOLLARD**

### Removable Bollard System

1. Removable Bollard system shall consist of a painted, steel bollard post and a permanently set, galvanized steel ground sleeve with flush-closing, stainless steel lid and locking mechanism capable of securing the bollard post.
2. Removable Bollards shall be a minimum 6.62" OD mounted with a minimum of 36" above finished grade elevation.
3. Removable Bollard ground sleeves shall be installed in a concrete foundation as specified below.
4. Removable Bollards shall be Model RPL6, Round Post Lock Bollard system, manufactured by TrafficGuard Direct, Inc., P.O. Box 201, Geneva, IL 60134, or accepted equal.

### **Ground Sleeve Installation**

1. Bollard ground sleeves shall be set in concrete with the mounting assembly flush with proposed grade surface.
2. Excavation for the concrete foundation shall be a minimum 24" diameter and 36" deep.
3. The bottom 12" shall be backfilled with #57 stone for drainage.
4. The bollard ground sleeve shall be placed in concrete for the remaining 24" depth. If the ground sleeve is shorter than 24", a properly sized PVC drain pipe shall be added to allow drainage to the rock below.
5. Removable Bollards shall be paid per unit price bid for each Removable Bollard system installed and accepted.

## **TREATED TIMBER PILINGS, PRE-STRESSED CONCRETE PILINGS**

The intent of this section is to provide for the repair, reconstruction and/or initial placement of treated timber and pre-stressed concrete pilings.

Concurrent with issuance a work order for work that includes treated timber or pre-stressed concrete pilings, the Contractor will be provided signed and sealed plans, prepared by a Professional Engineer licensed in the State of Florida, containing detailed design information for construction of any of the above stated items.

All materials, labor and completed work shall be in accordance with Section 455 of the FDOT Standard Specifications for Structures Foundations and the design documents referenced herein.

Treated Timber and Pre-stressed Concrete Pilings shall be measured and paid per linear foot of piling furnished, installed and accepted by the Department. Unit price shall include, but is not limited to, all labor, equipment and materials, fasteners and cutting. Treated Timber Pilings shall include a maximum of 10% waste over and above installed material measured in the field.

#### Treated Timberguard™ Wood Piles (10")

The intent of this section is to provide for the repair, reconstruction and/or initial placement of 10" Treated Timberguard™ Wood Piles (or equal approved by the Department) submerged or partially submerged in fresh water wetland locations on plans or as designated by the Department.

10" Treated Timberguard™ Wood Piles shall be pressure treated wood pile material wrapped with a UV Resistant Polymer and shall meet the requirements of Timberguard™ style treated wood pile materials as manufactured by Crane Materials International, 4501 Circle 75 Parkway, Suite E-5370, Atlanta, GA 30339, or an equivalent approved by the Department. This approval shall be at the sole discretion of the Department.

Contractor will be provided signed and sealed plans, prepared by a Professional Engineer licensed in the State of Florida, containing detailed design information for construction. Design plans will be prepared using Timberguard™ to illustrate an acceptable product for the intended use.

Unless otherwise noted, 10" Treated Timberguard™ Wood Piles shall extend as far below the firm ground surface as pilings are exposed above the ground surface, except minimum piling penetration shall be 4' into ground and maximum piling penetration shall be 10' into ground. All nuts, bolts, and washers shall be hot dipped galvanized.

10" Treated Timberguard™ Wood Piles shall be measured and paid per linear foot furnished, installed and accepted by the Department. Unit price shall include, but is not limited to, all labor, equipment and materials, fasteners and cutting, and shall include a maximum of 10%

waste over and above installed material measured in the field.

### **TEMPORARY OR PERMANENT STEEL SHEET PILING**

The intent of this section is to provide for the repair, reconstruction and/or initial placement of Temporary or Permanent Steel Sheet Piling.

Piling material shall be PZ27 or equal.

All materials, labor and completed work shall be in accordance with Section 455 of the FDOT Standard Specifications for Structures Foundations and the design documents referenced herein.

Temporary or Permanent Sheet Piling shall be measured and paid per square foot of piling actually installed and accepted by the Department, including, but not limited to, all labor, equipment and materials, cutting, splicing, dynamic and static testing, adjustments resulting from testing, removal of temporary piling and restoration of the area.

### **DOUBLE RAIL WOOD FENCE**

#### Double Rail Wood Fence Construction

1. Post: Wooden fence posts shall be #2 (or better) grade southern yellow pine lumber, pressure treated to a minimum of 0.60 LBS chemical per cubic foot.

Each post shall consist of two (2) 3" x 6" x 6', S 3 S boards notched and nailed together with ten (10) #20 hot dipped galvanized nails. Nail location should be staggered from side to side.

Posts shall have a 45° canted top. Refer to Double Rail Wood Fence Details for dimensions.

2. Rail: Rails shall be 4" x 4" x 10' southern yellow pine, S 4 S, pressure treated to a minimum of 0.60 lbs. chemical per cubic foot; notched 9" minimum as shown in Rail-End detail. Badly warped rails shall be rejected.
3. Installation: The completed fence post height after installation shall be 42" above existing common grade to the top of the post. This should provide 11" clearance from grade to the center of bottom rail, and 31" clearance to the center of the top rail.

After rails are inserted they shall be nailed at each end with one (1) #16 hot dipped galvanized common nail to provide continuous construction.

For installation of posts, clean soil (fill) shall be tamped around each fence post and any fill remaining from digging post hole shall be spread around fence area to provide a neat appearance when finished.

#### Double Rail Wood Fence Removal

The Contractor shall remove existing fence rails and posts from locations shown on plans or as directed. Unless otherwise required, the removed materials shall become the property of the Contractor and shall be removed and disposed properly.

If directed by the Department, removed materials shall be stockpiled on-site, at a designated location, for pickup by Department staff. Care shall be exercised in the removal of these items to minimize damage.

#### Double Rail Wood Fence Relocation

The Contractor shall remove existing fence rails and posts from locations shown on plans or as directed. Extreme care shall be exercised in the removal of these items to minimize damage. Contractor shall be responsible for replacing any materials damaged during removal.

The Contractor shall reconstruct Double Rail Wood Fence at locations shown on plans or as directed, using the original materials, supplemented by replacement materials when necessary.

Double Rail Wood Fence Construction, Removal and/or Relocation shall be measured and paid per linear foot of fence actually constructed, removed and/ or relocated and accepted by the Department.

#### **IPE BOARDWALK DECKING AND TOP RAIL**

The intent of this section is to provide for the repair, reconstruction and/or initial placement of clear, solid wood IPE Boardwalk Decking and Top Rail.

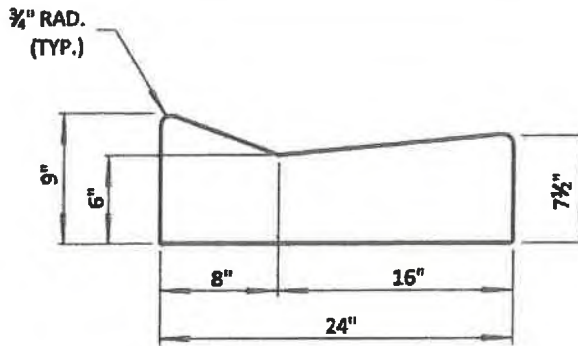
Boardwalk decking and top rail shall be constructed of the Tropical Hardwood IPE amarelo (*Tabebuia serratifolia*). IPE shall have a Fire-Spread Index of Class A. All material shall be approved by the Department prior to installation.

Ipe clear solid wood decking shall be fastened, crown side up, with #8 x 3" stainless steel "grabber" deck screws (with square recess drives), or equal approved by the Department, two per stringer (joist) location. Decking shall be pre-drilled for a flush screw set. Spacing between deck boards shall be the width of a 20d nail with a tolerance of 1/16" (+/-).

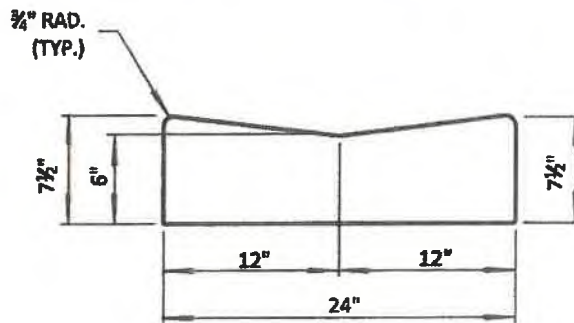
Ipe Boardwalk Decking and Top Rail shall be measured and paid per linear foot furnished, installed and accepted by the Department. Unit price installed shall include all labor, equipment and materials, fasteners, and cutting; and shall include a maximum of 10% waste over and above installed material measured in the field.



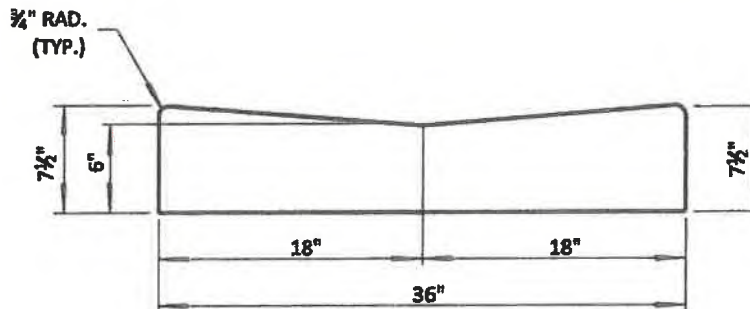
TECHNICAL SPECIAL PROVISION



**2' VALLEY GUTTER -  
NON-SYMMETRICAL  
(a/k/a MIAMI CURB)**



**2' VALLEY GUTTER -  
SYMMETRICAL**

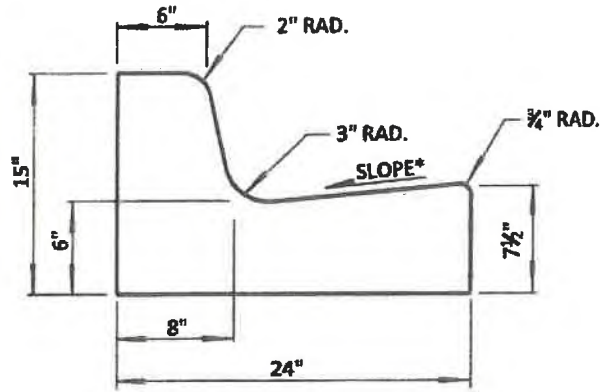


**3' VALLEY GUTTER**

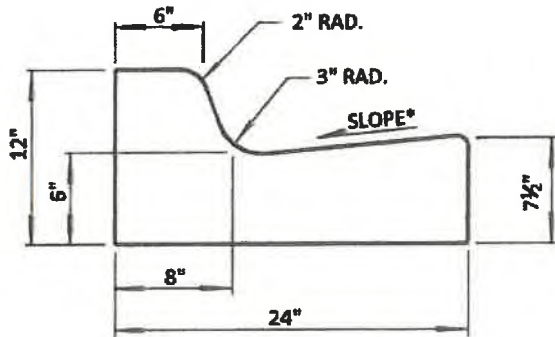
FILEPATH: P:/DGN/ENG SER/LAND DEVELOPMENT STANDARDS/DWF FORMAT/600.1

<b>PALM BEACH COUNTY DEPARTMENT OF ENGINEERING &amp; PUBLIC WORKS</b>				<b>VALLEY GUTTERS</b>		<b>DRAWING NO.</b>
<b>DRAWN BY:</b>	<b>DATE:</b>	<b>REVISED BY:</b>	<b>DATE:</b>	<b>APPROVED:</b>	<b>EFFECTIVE:</b>	<b>600.1</b>
K.L.	05/23/90	J.M.K.	02/01/2018	<i>[Signature]</i>		
				COUNTY ENGINEER OR DESIGNEE	01/18	

TECHNICAL SPECIAL PROVISION



**BARRIER CURB & GUTTER**



**VERTICAL CURB & GUTTER**

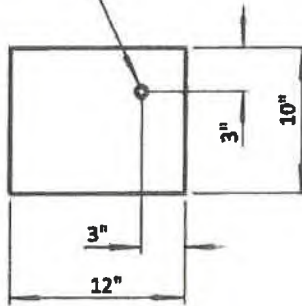
\* NOTE: WHEN USED ON HIGH SIDE OF ROADWAYS, THE CROSS SLOPE OF THE GUTTER SHALL MATCH THE CROSS SLOPE OF THE ADJACENT PAVEMENT AND THE THICKNESS OF THE LIP SHALL BE 6 INCHES.

FILEPATH: P:/DGN/ENG SER/LAND DEVELOPMENT STANDARDS/DWF FORMAT/600.2


PALM BEACH COUNTY DEPARTMENT OF ENGINEERING & PUBLIC WORKS				NON-MOUNTABLE CURB & GUTTER		DRAWING NO.
DRAWN BY:	DATE:	REVISED BY:	DATE:	APPROVED:	EFFECTIVE:	600.2
K.L.	05/23/90	J.M.K.	02/01/2018	<i>[Signature]</i>	01/11/18	
				COUNTY ENGINEER OR DESIGNEE		

TECHNICAL SPECIAL PROVISION

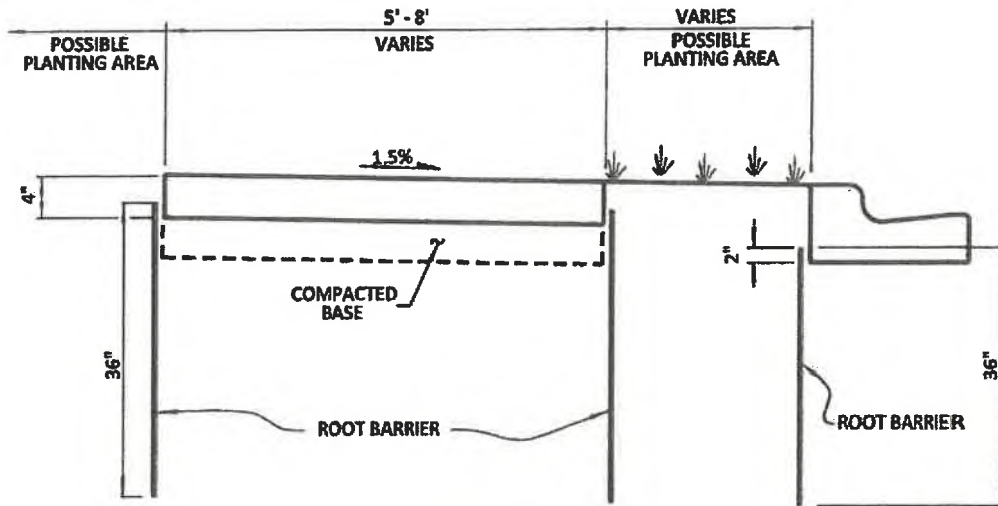
#4 BAR PLACED ON PAVEMENT SIDE



FILEPATH: P:/DGN/ENG SER/LAND DEVELOPMENT STANDARDS/DWF FORMAT/600.3

<b>PALM BEACH COUNTY DEPARTMENT OF ENGINEERING &amp; PUBLIC WORKS</b>				<b>FLUSH HEADER CURB</b>		DRAWING NO.  <b>600.3</b>
DRAWN BY:  K.L.	DATE:  05/23/90	REVISED BY: J.M.K.	DATE: 02/01/2018	APPROVED:  COUNTY ENGINEER OR DESIGNEE	EFFECTIVE: 02/01/18	

TECHNICAL SPECIAL PROVISION



**STANDARD SECTION**

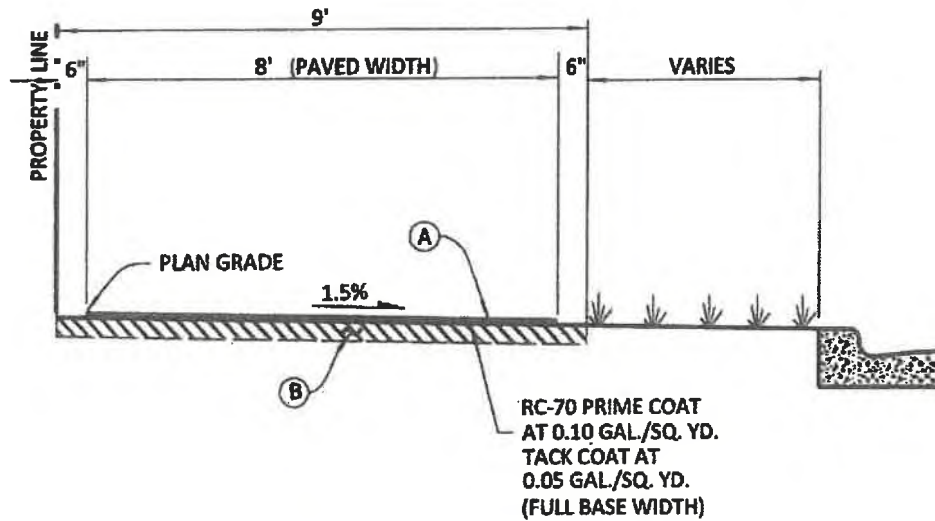
**NOTES:**

1. ROOT BARRIER IS REQUIRED FOR LOCATIONS WHERE TREE(S) AND/OR ASSOCIATED ROOTS ARE LOCATED WITHIN 10 FT. OF A REQUIRED IMPROVEMENT\*.
2. ROOT BARRIER MATERIAL SHALL BE HDPE OR AS OTHERWISE APPROVED BY THE COUNTY ENGINEER.
3. ROOT BARRIER INSTALLED 15 FT. ON CENTER OF TREE(S) AND/OR ROOTS.

FILEPATH: P:/DGN/ENG SER/LAND DEVELOPMENT STANDARDS/DWF FORMAT/400.1B

<b>PALM BEACH COUNTY DEPARTMENT OF ENGINEERING &amp; PUBLIC WORKS</b>				<b>PATHWAY WITH ROOT BARRIER</b>		DRAWING NO.  400.2
DRAWN BY:  K.L.	DATE:  10/03/2017	REVISED BY: J.M.K.	DATE: 02/01/2018	APPROVED:  <i>Stuart Donnell</i> COUNTY ENGINEER OR DESIGNEE	EFFECTIVE:  3/9/18	

TECHNICAL SPECIAL PROVISION



**NOTE:**

MAXIMUM LONGITUDINAL SLOPE IS 1.0%

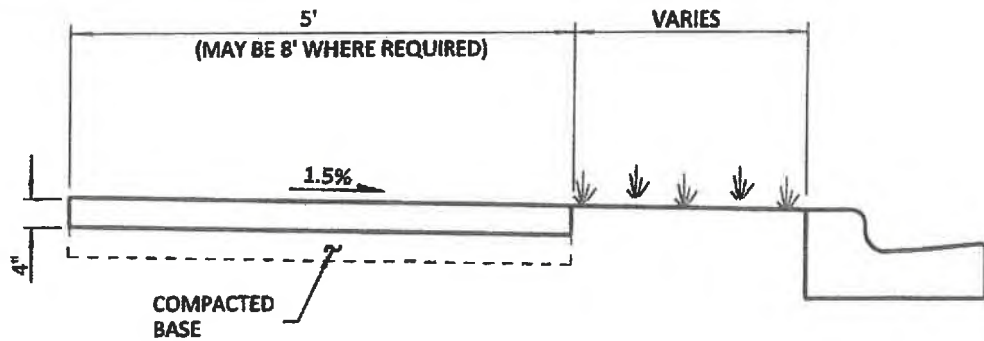
(A) **WEARING SURFACE:** 1 INCH TYPE S-3, OR 1½ INCH TYPE S-1 OR TYPE II A.C. CONCRETE.

(B) **BASE:** 4 INCHES COMPACTED SHELLROCK.

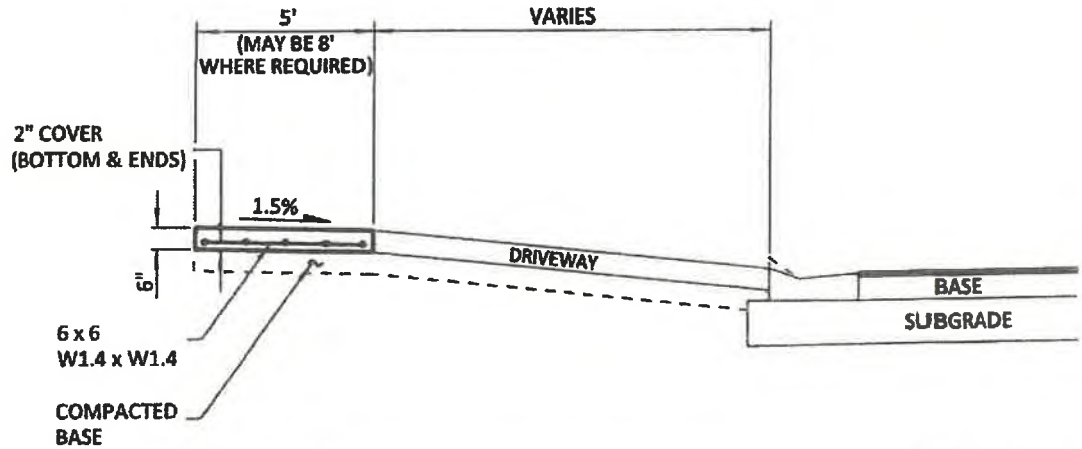
FILEPATH: P:/DGN/ENG SER/LAND DEVELOPMENT STANDARDS/DWF FORMAT/400.2A

PALM BEACH COUNTY DEPARTMENT OF ENGINEERING & PUBLIC WORKS				PATHWAY: ASPHALT SIDEWALK		DRAWING NO.  400.3
DRAWN BY: K.L.	DATE: 05/23/90	REVISED BY: J.M.K.	DATE: 02/01/2018	APPROVED: <i>[Signature]</i> COUNTY ENGINEER OR DESIGNEE	EFFECTIVE: 2/19/18	

TECHNICAL SPECIAL PROVISION



**STANDARD SECTION**



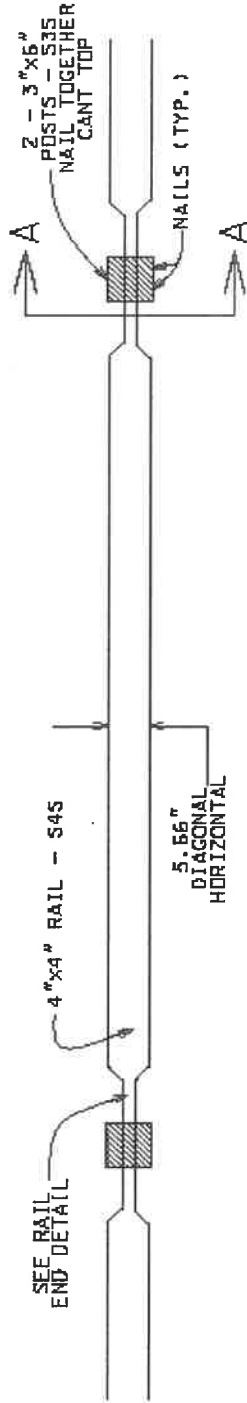
**DRIVEWAYS (RESIDENTIAL AND NON-RESIDENTIAL AREAS)**

**NOTES:**

1. SIDEWALKS TO BE PORTLAND CEMENT CONCRETE, MIN. 2500 P.S.I. @ 28 DAYS.
2. BASE TO BE A MINIMUM 4 INCHES OF CLEAN SAND OR SANDY LOAM, FULLY COMPACTED, FULL WIDTH.
3. SIDEWALKS TO BE BROOM FINISHED WITH EVEN, DUSTLESS SURFACE.
4. MAXIMUM LONGITUDINAL SLOPE IS 1.0%
5. SIDEWALK THICKNESS TO BE 6 INCHES MINIMUM IN ALL AREAS SUBJECT TO VEHICULAR TRAFFIC.

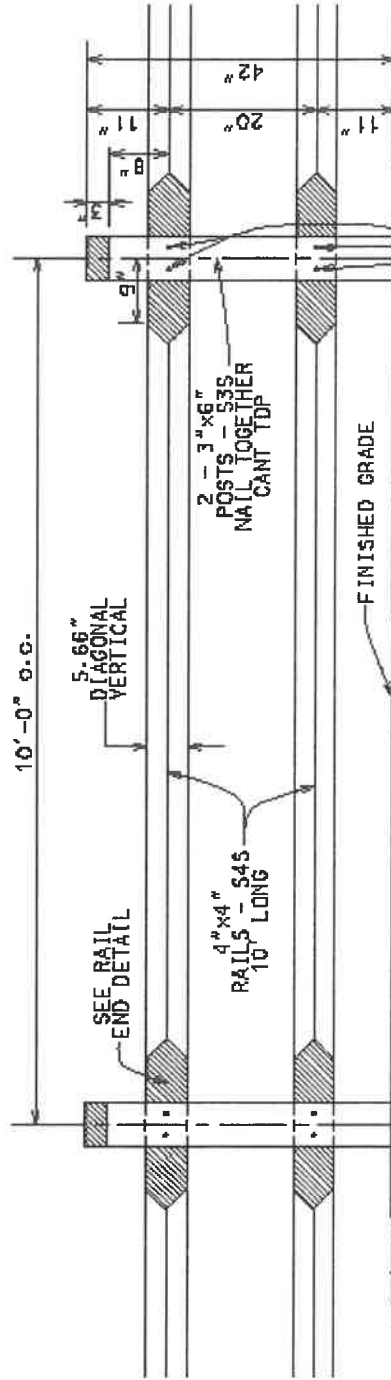
FILEPATH: P:/DGN/ENG SER/LAND DEVELOPMENT STANDARDS/DWF FORMAT/400.1A

<b>PALM BEACH COUNTY DEPARTMENT OF ENGINEERING &amp; PUBLIC WORKS</b>				<b>PATHWAY: CONCRETE SIDEWALK</b>		DRAWING NO.  <b>400.1</b>
DRAWN BY:  K.L.	DATE:  05/23/90	REVISED BY:  J.M.K.	DATE:  02/01/2018	APPROVED:  <i>[Signature]</i> COUNTY ENGINEER OR DESIGNEE	EFFECTIVE:  2/9/18	



PLAN

SCALE: 1" = 20'

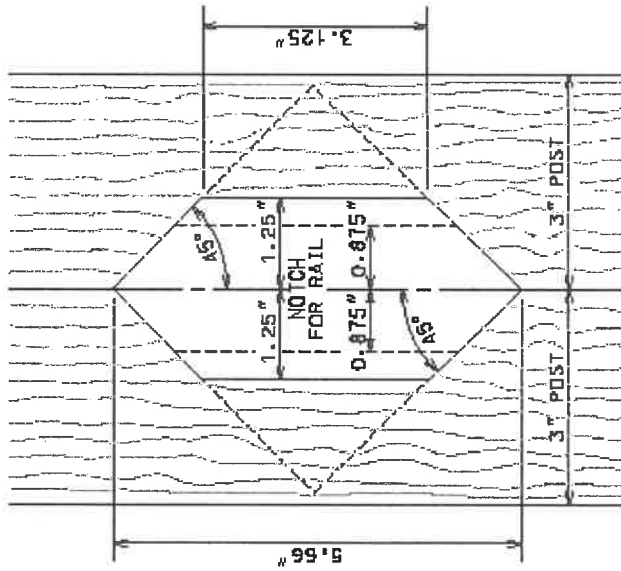


ELEVATION

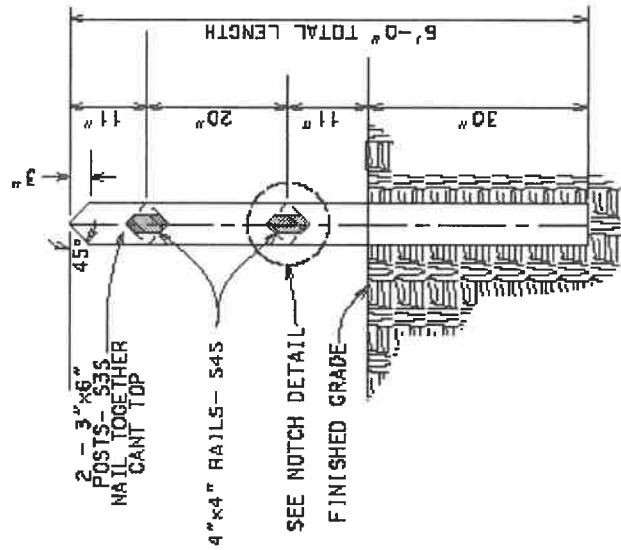
SCALE: 1" = 20'

ALL RAILS NAILED AT EACH POST WITH ONE 16D GALVANIZED NAIL PER RAIL AT POST TO PROVIDE CONTINUOUS CONSTRUCTION.



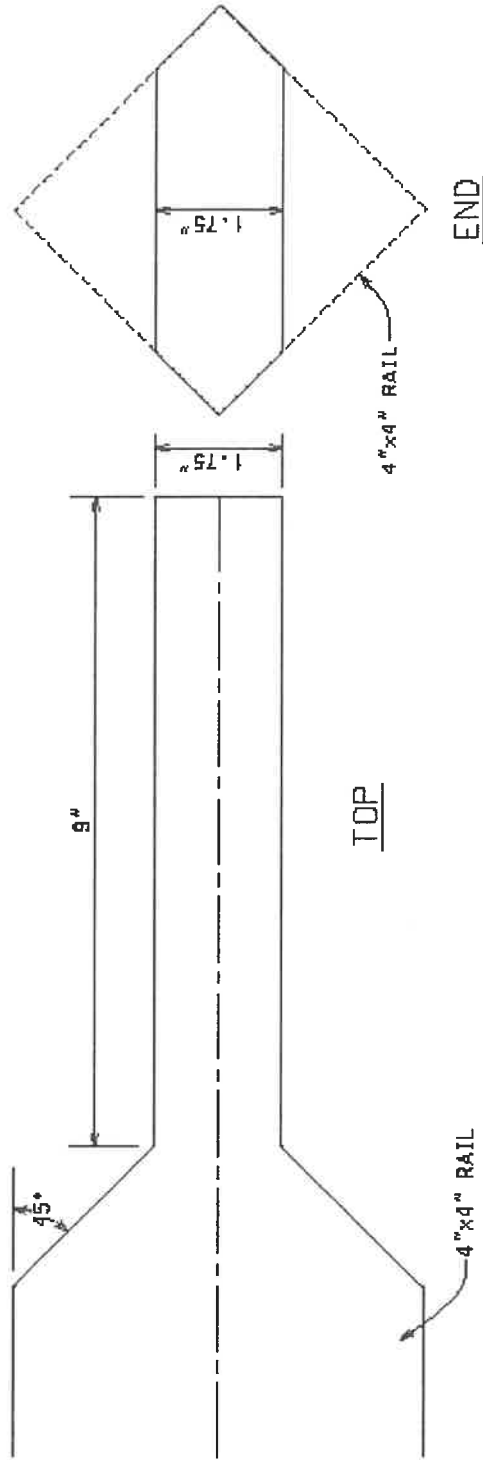


NOTCH DETAIL  
SCALE: 1" = 2"



SECTION A-A  
SCALE: 1" = 20"





RAIL END DETAIL  
SCALE: 1" = 2"

## SPECIFICATIONS FOR PAVEMENT TEXTURING

**1.1 Pavement Texturing:** Pavement Texturing comprises methods and products to imprint asphaltic concrete and treat the patterned surface to create the appearance of hand-laid decorative paving products. All products and techniques used during construction of Pavement Texturing shall be from a single manufacturer. The Contractor doing this work shall be certified by the manufacturer and acceptable to the County. Pavement Texturing methods and products shall be the "StreetBond™ Surfacing System", or accepted equal.

**1.2 Surface Imprinting:** The Contractor shall follow procedures detailed in the latest revision of the manufacturer's recommended procedures. The pattern shall be created in accordance with the design as specified by the County. Patterning shall begin once the asphalt has reached its final density and while there is still sufficient heat in the asphalt to permit imprinting. Patterning shall be achieved using steel rollers and/or vibratory plates and shall be of consistent depth.

**1.3 Surfacing System:** The Contractor shall apply the surfacing system as specified by the manufacturer. Pavement Texturing work shall not be conducted in temperatures below 45°F or when precipitation can be expected within 24 hours. Installation shall be in accordance with the latest revision of the manufacturer's recommended procedures. Pavement Texturing products shall be spray applied and broomed using a broom or brushes to cut in small areas where required. Once the pavement texturing products are fully dried an acceptable sealer concentrate will be applied as a curing membrane. The sealer concentrate shall be tinted using only resin products approved by the manufacturer, spray applied and broomed into the surface. Care shall be taken to ensure that the entire surface is covered, including the imprinted surfaces. Sufficient masking shall be used to ensure that the surfacing products are applied only where specified.

The County shall specify the number of applications of the surfacing system to be installed. Typical applications exposed to vehicular traffic shall receive a minimum of two applications of Colored Coating - Standard Formula. Colored Coating - Traffic Formula for the first layer, followed by at least one application of Colored Coating - Standard Formula, shall be used for installations where higher traffic loads are expected, or as directed by the County.

**Table 1 Physical Properties**

<b>Surfacing System</b>			
<i>Characteristic</i>	<i>Test Specification</i>	<i>Standard Formula</i>	<i>Traffic formula</i>
Solids by Volume (%)	ASTM D-5201	53+/-3 %	62.8+/-2 %
Solids by Weight (%)	ASTM D-1351	75.5 +/- 2%	80 +/- 2%
Density (lbs./gal)	ASTM D-1475	14.6 +/- 0.2 (1.75 gr. / l)	15 +/- 0.2 (1.80 gr. / l)
Flash Point	ASTM D-3278	>200°F (93°C)	>200°F (93°C)
Percent Pigment ( by weight including cement)	ASTM D-3723	62 +/- 2%	70 +/- 2%
Sheen (85)	ASTM D-523	< 3 @ 85°	< 3 @ 85°

**Table 2 Physical Properties**

**Sealer Concentrate**

<i>Characteristics</i>	<i>Test Specifications</i>	<i>Sealer Concentrate</i>
Solids by Volume (%)	ASTM D-5201	24 +/-2
Solids by Weight (%)	ASTM D-1353	27 +/-2
Density (lbs./gal)	ASTM D-1475	8.59
Spec. Gravity	ASTM D-1475	1.03
Sheen (85°)	ASTM D-523	> 75 @ 85°
VOC Coating	ASTM D-3960	> 200
Flash Point	ASTM D-3278	> 200°F (93°C)

**Table 3 Performance Properties:**

**Surfacing System**

<i>Characteristics</i>	<i>Test Specifications</i>	<i>Min. Criteria Standard Formula</i>	<i>Min. Criteria Traffic Formula</i>
Tensile Strength (PSI)	ASTM D-412	>650 PSI	>650 PSI
Flexibility Mandrel (High)	ASTM D-1737	Pass 1" @ 70°F	Pass 1" @ 70°F
Flexibility Mandrel (Low)	ASTM D-1737	Pass 2" @ 0°F	Pass 2" @ 0°F
Dry Time (to re-coat)	ASTM D-711	20 Mins. - 4 Hrs.	20 Mins. - 4 Hrs.
Dry Time (for traffic) 75°F/30%RH	N/A	≅ 80% strength @ 6-8Hrs.	≅ 80% strength @ 6-8Hrs.
Taber Abrasion (H-10)	ASTM D-4060	< .18 g/1000 cycles	< .18 g/1000 cycles
Adhesion (PLI) To an Asphalt substrate	ASTM D-4640	Cohesive failure of asphalt prior to adhesive failure	Cohesive failure of asphalt prior to adhesive failure
QUV E	ASTM G-53	300 hours 2.35 CIE units	300 hours 2.35 CIE units
Hydrophobicity (3days)	ASTM D-570	< 12% wt. gain	< 12% wt. gain
Shore Hardness	ASTM D-2240	80 D	80 D
Temperature Limits for Service	Dry, cured material	-30°F to 160°F	-30°F to 160°F
Surface Build	N/A	10 - 15 mils. (1 application)	20 - 25 mils. (2 applications)

Characteristics	Significance	Test	Requirement
Tensile Strength	Durability, Toughness	ASTM D-412	Minimum PSI Value
Flexibility Mandrel	Resistance to cracking	ASTM D-1737	Pass Minimum Radius Bend
Dry Time	Re-coat time, Cure time for use	ASTM D-711	Maximum Value, Dependent on Temperature and Humidity
Taber Abrasion	Resistance to degradation, Resistance to effect of wear	ASTM D-4060	Maximum Weight Loss
Adhesion (PLI)	Wear resistance, resistance to effects of weather	ASTM D-4640	Pass Minimum Value
QUV @E	Resistance to effects of weather	ASTM G-53	Maximum Color Change @E
Hydrophobicity (3 days)	Resistance to effect of water, Resistance to freeze thaw when wet	ASTM D-570	Maximum Water Absorption when Soaked
Shore Hardness	Resistance to abrasion and degradation	ASTM D-2240	Minimum Shore Hardness
Temperature Limits for Service	Durability, wear resistance, cracking resistance	Dry, cured material	Maximum and Minimum Temperature Service Condition
Surface Build	Durability	N/A	Minimum Surface Build

adds durability and longevity to the StreetPrint™ surface.

StreetBond™ Standard Formula is available in ten standard colors: Brick, Terra Cotta, Granite, Slate, Bedrock, Sierra, Hunter Green, Burnt Sienna, White, and Blue. Custom colors are available.

StreetBond™ Traffic Formula is available in Granite, Slate & Burnt Sienna. Custom colors are not available at this time.

For low traffic applications such as driveways and pedestrian areas, one application of StreetBond™ Standard Formula would typically be used. The surface is then sealed with one coat of StreetBond™ Sealer Concentrate.

A finish coat of StreetBond™ Sealer Concentrate must always be applied to the StreetBonded surface. StreetBond™ Sealer Concentrate provides a sealing membrane which

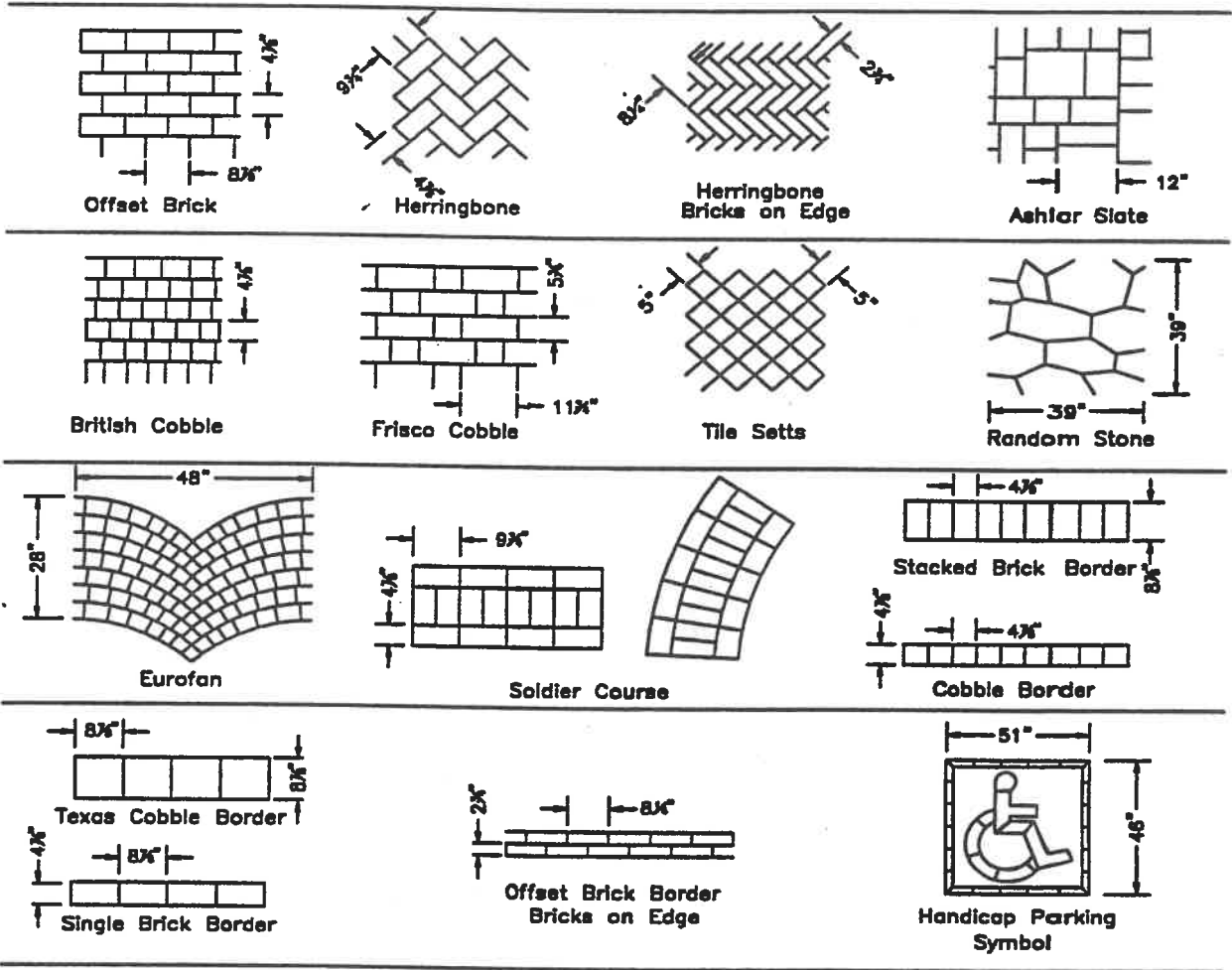
For higher traffic installations, one application of StreetBond™ Traffic Formula, followed by at least one application of StreetBond Standard Formula, must be used. StreetBond™ Sealer Concentrate is then applied to the surface. StreetBond™ Traffic Formula is similar to the Standard StreetBond™ Formula but adds thicker build (approx. 20-25 mils.) and additional durability.

**Note:** Never apply either of the StreetBond™ Surfacing Systems in temperatures below 45°F or when precipitation can be expected within 24 hours.

Characteristics	Test Specification	Min. Criteria StreetBond™ Standard Formula	Min. Criteria StreetBond™ Traffic Formula
Tensile Strength (PSI)	ASTM D-412	>650 PSI	>650 PSI
Flexibility Mandrel (High)	ASTM D-1737	Pass 1" @ 70°F	Pass 1" @ 70°F
Flexibility Mandrel (Low)	ASTM D-1737	Pass 2" @ 0°F	Pass 2" @ 0°F
Dry Time (to re-coat)	ASTM D-711	1 - 4 Hrs.	20 Mins. - 4 Hrs.
Dry Time (for traffic) 75°F / 30%RH	N/A	~ 80% strength @ 6-8 Hrs.	~ 80% strength @ 6-8 Hrs.
Taber Abrasion (H-10)	ASTM D-4060	< .18 g/1000 cycles	< .18 g/1000 cycles
Adhesion (PLI) to an Asphalt substrate	ASTM D-4640	Cohesive failure of asphalt prior to adhesive failure	Cohesive failure of asphalt prior to adhesive failure
QUV @E	ASTM G-53	300 Hrs. 2.35 CIE units	300 Hrs. 2.35 CIE units
Hydrophobicity (3 days)	ASTM D-570	< 12% wt. gain	< 12% wt. gain
Shore Hardness	ASTM D-2240	80 D	80 D
Temperature Limits for Service	Dry, cured material	-30°F to 160°F	-30°F to 160°F
Surface Build	N/A	10 - 15 mils. (1 applications)	20 - 25 mils. (2 applications)



# PATTERNS...



## INTEGRATED PAVING CONCEPTS INC.

936 Peace Portal Drive, P.O. Box 8014-48, Blaine, WA 98230-4009 USA  
 #102 - 17957 - 55 Ave., Surrey, BC V3S 6C4 CANADA Tel (604) 574-7510 Fax (604) 574-7520  
 Internet: [www.streetprint.com](http://www.streetprint.com)

## **Specifications for 12'x18' Modular Accessible Floating Dock With Inclined Kayak Launch & Aluminum Gangway**

Contractor shall furnish and install a 12'x18' modular accessible floating dock with a stable inclined kayak launch & aluminum gangway in substantial compliance with the ADA Standards for Accessible Design (latest edition), Chapter 10 (Recreation Facilities) and in conformance with the following specifications:

### **1. Standard Modular Floating Dock Sections**

1a. Floating dock sections shall be composed of hand welded high density polyethylene (HDPE) sheet plastic. Sections shall be manufactured using individual HDPE sheets for sides, ends, bottoms, and lids, with a 100% guaranteed universal wall thickness of .150", and completely encapsulated expanded polystyrene (EPS) foam. The lid or top surface of each section shall have a 2-1/2" lip around the entire float.

1b. Modular floating dock sections shall be fabricated and provided in the following dimensions (and quantities) to accommodate the overall 12'x18' plan design: 4' x 8' x 8"(1), 5' x 6' x 8"(4), and 5' x 8' x 8"(1).

1c. The top surface of the modular floating dock section shall be a textured HDPE non-slip surface, white in color to minimize hot surface temperatures.

1d. Encapsulated EPS shall be 100% virgin material, and be of a closed cell nature allowing no more than 3% water penetration. This specification shall ensure all floating dock sections will never sink. Floatation shall not be accomplished by use of air pockets in any form.

1e. Modular floating dock sections shall have a marine grade aluminum frame surrounding the entire perimeter which shall be 2" x 2" x .125" square tubing made of 6061T6 series aluminum. Each aluminum frame shall be attached to the HDPE lid with 5/16" x 2-3/4" 304 series Stainless Steel carriage bolts.

1f. Each section shall have a maximum weight of no more than 120 pounds, and shall draft no more than 1" under dead load. Specified live load capabilities of 62 pounds per square foot shall be supported.

### **2. Connections of Modular Floating Dock Sections**

2a. All connectors shall be provided to attach the modular sections per plans, and shall be made from 6061T6 Marine grade aluminum 1.66" x 1.66" x .125" square tubing fastened with 304 Stainless Steel hardware.

2b. Connectors shall create a rigid and stable connection between float sections.

### **3. Floating Dock Anchorage**

3a. Floating dock anchorage shall be achieved with two (2) 10" Timberguard TM pilings (or equivalent) affixed to the floating dock by use of a two-piece 12" piling hoop bracket. The hoop bracket shall be bolted directly to the 2" square tube frame system on the exterior edge of the float section using 304 Stainless Steel hardware.

3b. Location of brackets shall be determined during field installation.

### **4. Accessories:**

4a. Accessory positions shall be as depicted on plans. All accessories shall be affixed to the aluminum framing system of the modular floating dock sections with 304 series Stainless Steel hardware. Accessories include an inclined kayak launch platform, overhead and side assist bars, and an accessible transfer platform.

4b. Inclined kayak launch platform shall measure 30" x 8', with a frame constructed with 6061T6 marine grade aluminum 1.66" x 1.66" x .125" square tubing with a .150" thick white non-skid HDPE plastic sheet surface. The launch shall have a double adjustment. The inside end utilizing hinge pins that have the ability to be placed into one of four pre-drilled locations. The outside end shall contain a single rope adjustment to serve as the main adjustment point. The launch shall be tied off using two cleats and shall be pre-installed with a triangular aluminum diamond plate finish.

4c. Overhead assist bars, and side assist bars shall be field installed per plans. Assist bars shall be constructed with 1.25" schedule 40 aluminum pipe, affixed to the surface of each float with 304 series Stainless Steel hardware, being bolted through the aluminum framing system on each float section.

4d. The accessible transfer platform shall be made from fiberglass, with a four step transition to the inclined kayak launch slip as per plans. The transfer platform shall provide access from wheelchair height level down to dock level and returning to the wheel chair in compliance with 1008.3 (Transfer Systems). Each riser step shall have a slight slope to accommodate entry and exit and be compliant with 1008.3.2 (Transfer Steps). Two transfer support methods shall be provided for the transfer platform; an overhead assist bar and an overhead continuous grab bar per 1008.3.1.4 (Transfer Supports) and 1008.3.2.3 (Transfer Supports) and per 1008.4.1 (Turning Space). Accessible transfer platform shall also comply with 1008.3.1.1 (Size) 1008.3.1.2 (Height), and 1008.3.1.3 (Transfer Space).

### **5. Roll/ Edge Guard:**

5a. The entire floating dock perimeter, excluding launch slip and gangway access, shall have

roll/edge guard installed with a 2.5"x1" rounded top edge, bolted into the aluminum frame using 304 stainless steel hardware.

**6. All attachment hardware shall be countersunk to avoid hazard of exposed hardware.**

#### **7. Accessible Aluminum Access Gangway**

7a. The accessible aluminum access gangway (gangway) shall be fabricated using 6000 Series aluminum, with an overall dimension of 4' in width and 32' in length, and shall be manufactured in substantial compliance with the 2010 ADA Standards for Accessible Design.

7b. The main structural component of the gangway framework shall be 3"x3"x1/8" aluminum square ribbed tubing. A pre arched design shall be built in for added strength and enhanced aesthetics as per plans.

7c. Gangway decking shall consist of knurled and ribbed extrusion and shall be welded to the framework of the gangway.

7c. Intermediate handrail shall measure 36" above gangway decking and maintain a minimum of 36" clearance from handrail to handrail. Handrails shall extend out from the end of gangway 12" and return to end gangway stanchion. Intermediate handrail shall be fabricated of 1 1/4" schedule 40 aluminum pipe.

7d. Intermediate handrail shall be affixed to gangway with aluminum railing brackets, with the centerline of projected handrail bracket allowing for a minimum of 1.5" clearance between handrail and side of gangway.

7e. Gangway shall include a kick plate extending up 2" from decking surface.

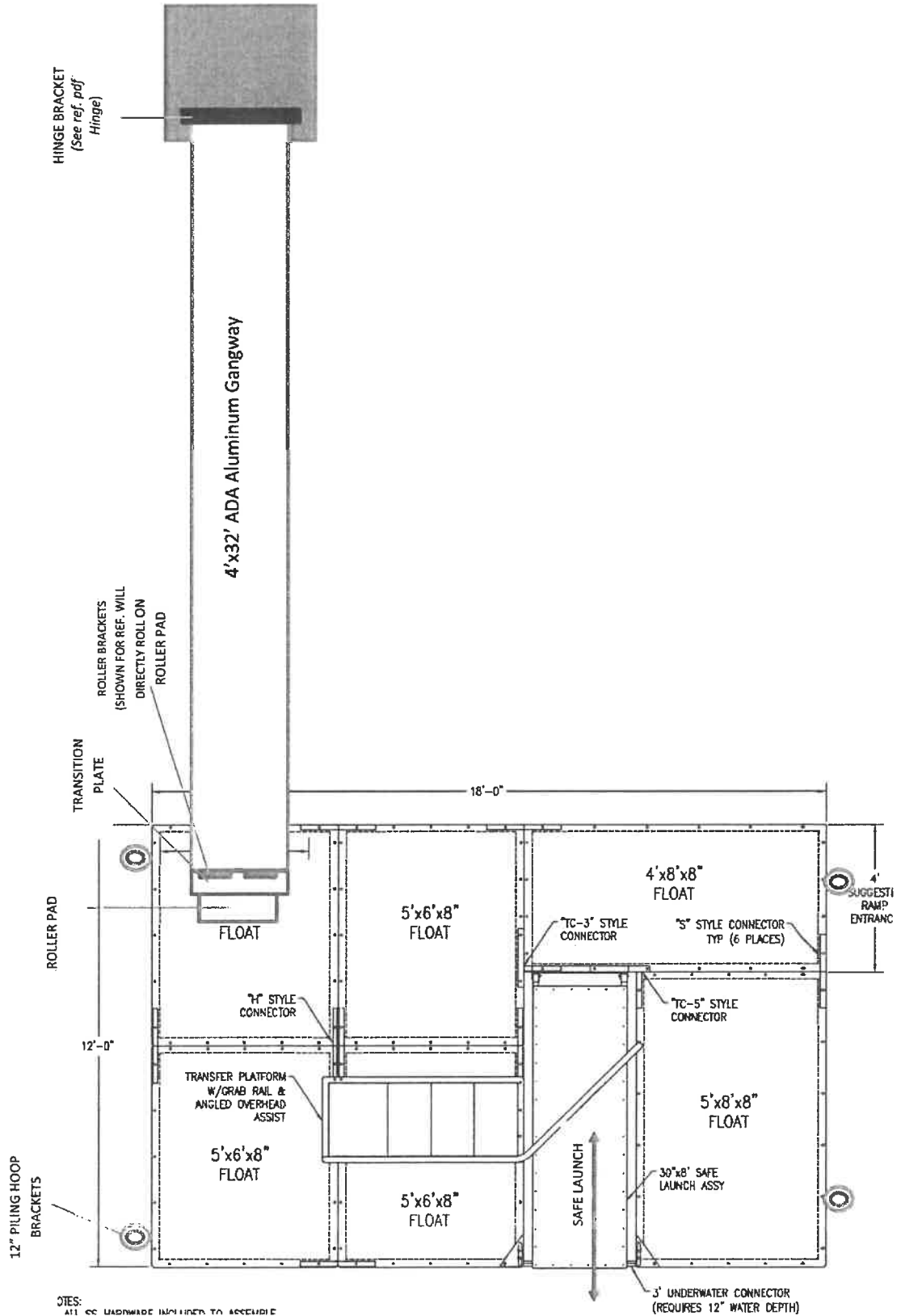
7f. Landward end of gangway shall be supported with a fixed hinge connection utilizing a 4' dockside hinge plate with 1/2" schedule 40 aluminum pipe as the hinge pin.

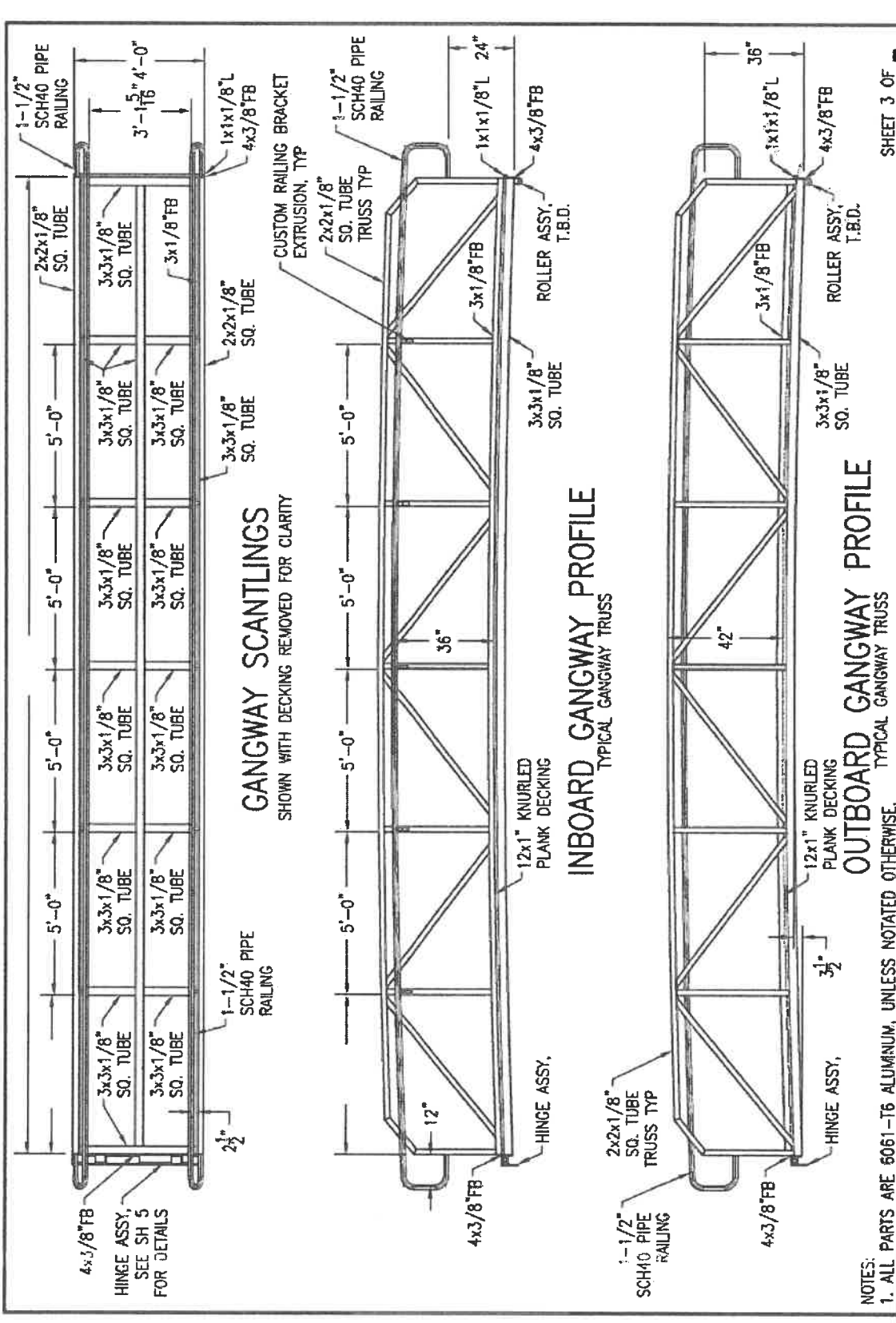
7g. Floating dock end of gangway shall be supported on top of the floating dock with roller bracket and roller pad assembly per plans.

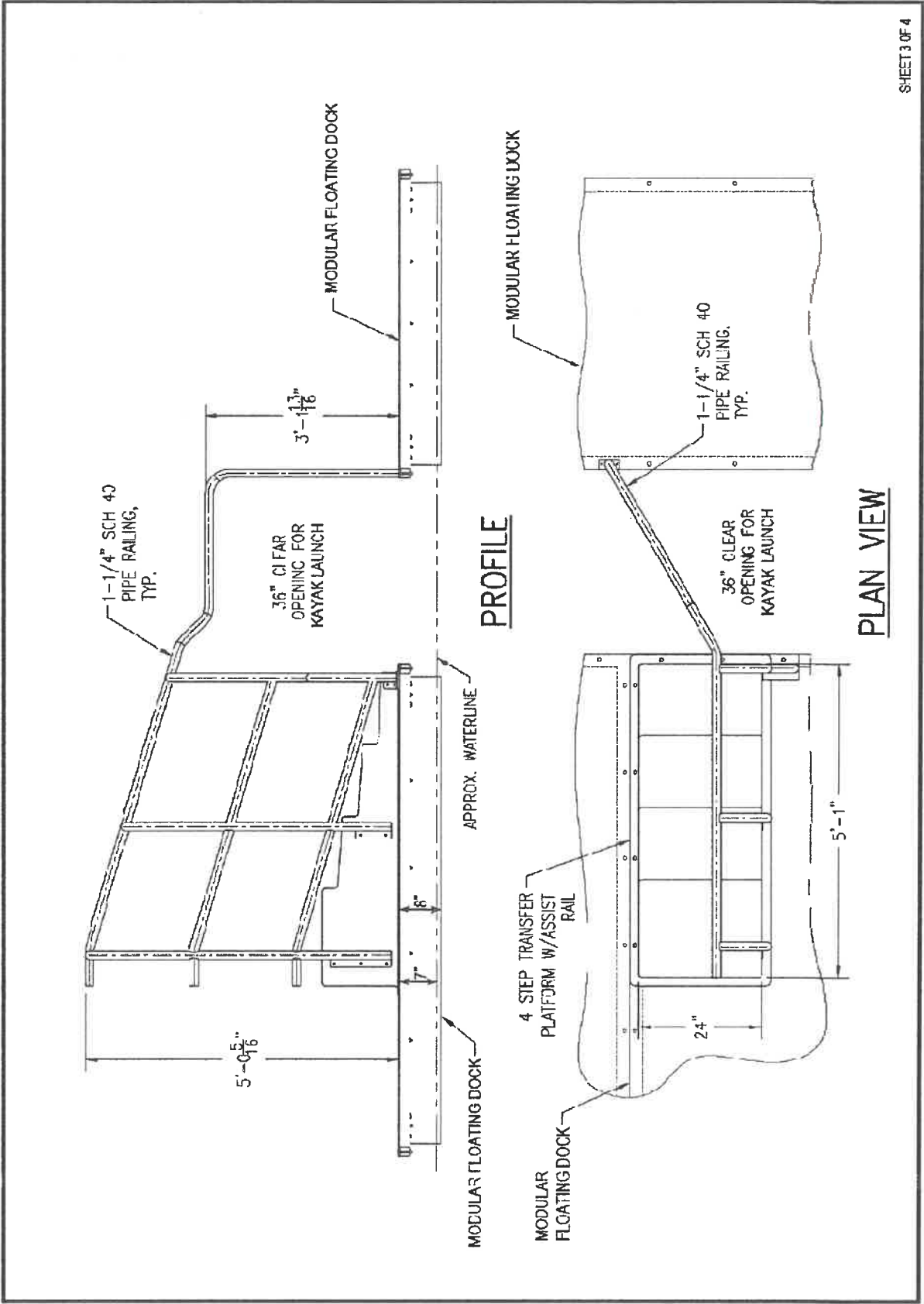
7h. A compensation float section shall be affixed to the floating dock to provide additional support compensating for the weight of the gangway, and shall provide a capacity of no less than 50% of the total gangway weight.

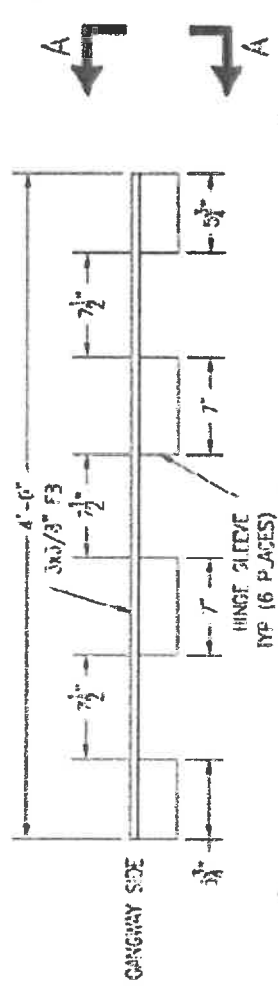
7i. Transition plate from gangway to floating dock shall be fabricated from .25" x .375" diamondtread plate, allowing for a smooth transition from gangway to floating dock.



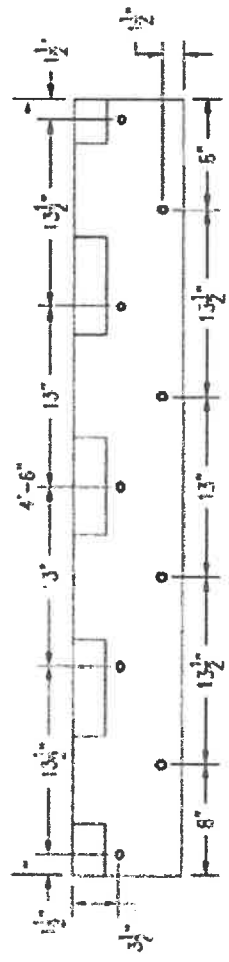
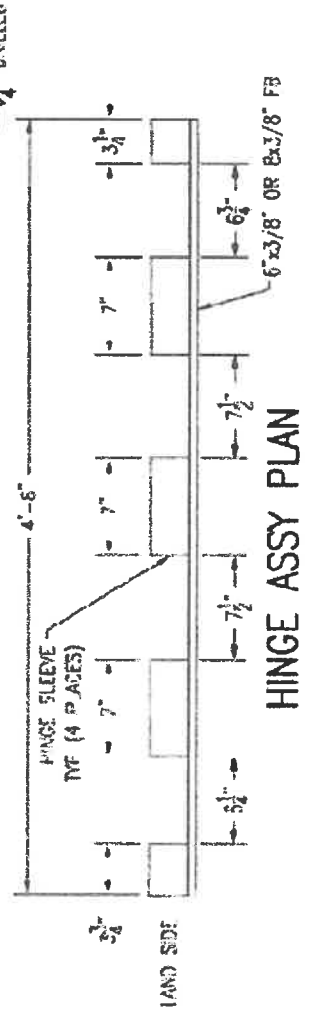
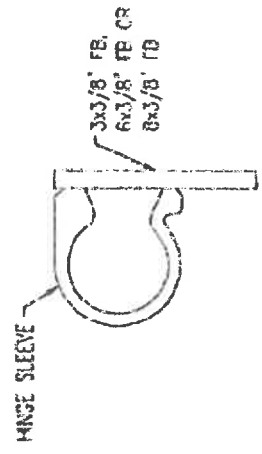








**VIEW "A-A"**  
HINGE ASSY SIDE



- NOTES
1. ALL PARTS ARE BEST-T6 ALUMINUM, UNLESS NOTATED OTHERWISE
  2. ALL WELDS TO BE CONTINUOUS FILLET WELDS, 1/16" SMALLER THAN SMALLEST MATERIAL BEING WELDED, UNLESS NOTATED OTHERWISE
  3. FULL LENGTH PIC HINGE PIN ISOLATOR SUPPLIED WITH HINGE ASSY.

**PALM BEACH COUNTY, FLORIDA**  
**STANDARD SPECIFICATIONS FOR ROAD AND**  
**BRIDGE CONSTRUCTION**

Florida Department of Transportation Standard Specifications for Road and Bridge Construction, dated July 2021 shall be used as the basis for the Work.

[https://fdotwww.blob.core.windows.net/sitefinity/docs/default-source/programmanagement/implemented/specbooks/july2021/7-21ebook.pdf?sfvrsn=9a1c9abf\\_8](https://fdotwww.blob.core.windows.net/sitefinity/docs/default-source/programmanagement/implemented/specbooks/july2021/7-21ebook.pdf?sfvrsn=9a1c9abf_8)

The Contractor agrees that the Florida Department of Transportation Standard Specifications for Road and Bridge Construction, July 2021 Edition, amended as follows by the General Provisions, but not otherwise changed, shall govern.

**PALM BEACH COUNTY, FLORIDA  
GENERAL PROVISIONS**

**DIVISION I  
GENERAL REQUIREMENTS AND COVENANTS**

**SECTION 1  
DEFINITIONS AND TERMS**

**1-3 Definitions**

The following terms, when used in the Contract Documents, have the meaning described as follows:

**Department THE FOLLOWING IS SUBSTITUTED:**

The Palm Beach County Engineering & Public Works Department or The State of Florida Department of Transportation, as appropriate.

**Engineer THE FOLLOWING IS SUBSTITUTED:**

Palm Beach County Engineering, acting directly or through duly authorized representatives, such representatives acting within the scope of the duties and authority assigned to them.

Note: In order to avoid cumbersome and confusing repetition of expressions in these Specifications, it is provided that whenever anything is, or is to be done, if, as, or, when, or where “acceptable, accepted, approval, approved, authorized, condemned, considered necessary, contemplated, deemed necessary, designated, determined, directed, disapproved, established, given, indicated, insufficient, ordered, permitted, rejected, required, reserved, satisfactory, specified, sufficient, suitable, suspended, unacceptable, or unsatisfactory,” it shall be understood as if the expression were followed by the words “by the Engineer”, “to the Engineer”, or “of the Engineer”.

**ADD THE FOLLOWING DEFINITION:**

**Financial Project Identification Number** – *Project Number*

**ADD THE FOLLOWING DEFINITION:**

**Lot** - *The definition varies throughout the specification. The Engineer reserves the right to define the testing limits.*

**ADD THE FOLLOWING DEFINITION:**

**Approved Products List** - *Refers to FDOT's Approved Products List*

**END OF SECTION**

# GENERAL PROVISIONS

## SECTION 2 PROPOSAL REQUIREMENTS AND CONDITIONS

### 2-1 Prequalification of Bidders **DELETE AND INSERT THE FOLLOWING:**

**2-1.1** Palm Beach County Engineering & Public Works Department (Department) does not certify contractors. Although FDOT certification is not a requirement, the Department reserves the right to utilize FDOT’s listing of pre-qualified contractors in determining a Bidder’s eligibility to perform the Work required for this project.

Refer to URL [http://www.fdot.gov/contracts/prequal\\_info/prequalified.shtm](http://www.fdot.gov/contracts/prequal_info/prequalified.shtm) for access to pre-qualified FDOT contractors for construction contracts.

**2-1.2** If the Bidder is not **FDOT certified in the category of FLEXIBLE PAVING**, the Bidder shall provide with the Bid or within three (3) Business Days of the Department’s request the following information regarding similar project(s) performed and completed by the Bidder within the past five years (Similar Projects Information):

**Similar Projects Information** (*complete the following for each similar project*)

Similar Project Experience	Name	
	Location	
	Total Construction Cost	
	Description	
Client/ Owner	Firm / Agency	
	Contact person	
	Phone number	
	Email	
Bidder's Role (prime/subcontractor):		
Portion of Project Completed by Bidder:		
Construction Cost of Portion of Project Completed by Bidder:		

**2-1.3** Additional information that may be requested by the Department may include but not be limited to the following (collectively, Additional Information):

- Supplemental listing of Similar Projects Completed by the Bidder
- FDOT Certification of Current Capacity and Status of Contracts On Hand (Form 525-010-46)
- Detailed information of financial resources of the Bidder

## GENERAL PROVISIONS

- Listing of equipment owned by the Bidder
- Key personnel resumes with a statement of their work category experience
- A list stating the types of work in which the Bidder can provide backup to show experience, expertise, and competence.
- The aggregate amount of work the Bidder currently has under contract
- Licensure information of the Bidder and personnel
- Any other pertinent information to assist in this qualification review

2-1.4 The Department will review the Similar Projects Information and, if requested, the Additional Information to determine if the Bidder has sufficient experience to perform the Work. Failure to provide the Similar Projects Information, and, where requested, the Additional Information, may cause the Bid to be rejected as non-responsive.

2-1.5 The Department reserves the right to request and require the Similar Projects Information and Additional Information to verify a Bidder's experience and qualifications for the Work, all of which shall be submitted within three (3) Business Days of the Department's request.

2-1.6 A person or affiliate who has been placed on the convicted vendor list following a conviction for a public entity crime may **not** submit the following:

- (a) A bid on a contract to provide any goods or services to a public entity.
- (b) A bid on a contract with a public entity for the construction or repair of a public building or public Work.
- (c) Bids on leases of real property to a public entity.

A person or affiliate who has been placed on the convicted vendor list following a conviction for a public entity may not be awarded or perform Work as a contractor, supplier, subcontractor, or consultant under a contract with any public entity, and may not transact business with any public entity in excess of the threshold amount provided in Section 287.017 F.S., for Category Two. All restrictions apply for a period of 36 months from the date of placement on the convicted vendor list.

### 2-2 Proposals

#### 2-2.1 Obtaining Proposal Forms **DELETE AND INSERT THE FOLLOWING:**

Obtain a Proposal under the conditions stipulated in the Advertisement for Bid. The Advertisement states the location and description of the Work to be performed; the estimate of the various quantities (if applicable); the items of work to be performed (if applicable); the Contract Time; the amount of Proposal Guaranty; and the date, time, and place of the opening of Proposals. The



## GENERAL PROVISIONS

Proposal Form will also include any Special Provisions or other requirements which vary from or are not contained in the Standard Specifications.

The Plans, Specifications and other documents designated in the Advertisement are part of the Proposal, whether attached or not. Do not detach any papers bound with or attached to the Proposal.

### **ADD THE FOLLOWING SUB-ARTICLE:**

#### **2-2.1.1 Filling out Proposal Form (Pay Item Forms)**

In filling out Proposal Forms, Bidders shall be governed by the following provisions:

- (a) Proposals can be made on the blank Proposal Form provided (Excel file). The blank spaces in the Proposal Form must be filled in, regardless of whether quantities are shown, and no change shall be made either in the phraseology of, or in the items listed in the Proposal Form. It is the Bidder's responsibility to check and verify the accuracy of excel file formulas/extensions. Bidders are reminded that this is a unit price contract, and bid totals will be based on actual unit prices provided (see Section "e" below) regardless of extensions and totals shown.
- (b) Each Proposal Form shall specify a unit price, for each of the separate items, as called for.
- (c) Any Proposal which does not contain prices set opposite each of the items for which there is a blank space, or any Proposal which shall in any manner fail to conform to the conditions of the published notice will be cause for rejection.
- (d) Proposals must be signed in ink by an authorized officer of the firm with the signature in full, and name and title of the officer. Example:

John Doe Contracting Company  
By: John Doe, President

- (e) In the event of mathematical errors in the extension of units and unit prices, the unit price shall prevail. The "Total Bid" as indicated on the Proposal Forms shall be the summation of the extension of units and unit prices only. Should the Proposal include "Alternate(s)", the total amount that will be considered for the "Alternate(s)" shall also be the summation of the extension of units and unit prices only, with the unit price prevailing.

When "Alternate(s)" are included, the Department reserves the right to award the Contract based on the "Total Bid" with or without the "Alternate(s)", with no recourse to the Contractor.

- (f) When a corporation is a Bidder, the person signing shall state under the law of what state the corporation was chartered, and the name and title of the officer having authority under the by-laws to sign Contracts.

## GENERAL PROVISIONS

- (g) Anyone signing the Proposal as agent must submit the Proposal with legal evidence of its agent's authority to do so. Post office address, county and state, must be given after the signature.
- (h) Proposals that contain any omission, erasure, alteration, addition or item not called for in the Engineer's estimate, or that show irregularities of any kind, will be considered as informal or irregular. This will be cause for the rejection of the Bid.

### **2-2.2 Department Modifications to Contract Documents DELETE AND INSERT THE FOLLOWING:**

Modifications to any Contract Documents will be posted at the following URL address:  
<https://pbcvssp.co.palm-beach.fl.us/webapp/vssp/AltSelfService>

The Bidder shall take responsibility for checking and downloading the revised data from the Department's website. If the Department's website cannot be accessed, contact the Palm Beach County Purchasing Department at (561) 616-6800 or email [PBCVendor@pbcgov.org](mailto:PBCVendor@pbcgov.org).

### **2-2.3 Internet Bid Submittals DELETE IN ITS ENTIRETY**

### **2-2.4 Hard Copy Bid Submittals DELETE AND INSERT THE FOLLOWING:**

Unless otherwise indicated in the Advertisement for Bid, the Contractor shall prepare and submit the Bid as a hard copy submittal to the Department in accordance with the Contract Documents.

Print and submit Bid documents generated from the web site on letter size paper. Ensure that all computer generated sheets are legible. The Department prefers 12 point font size and recommends a minimum of 20 pound paper.

The Department will not be held responsible if the Bidder submits a Bid that is incomplete. Failure to follow proper procedures may cause the Bid to be declared non-responsive, or irregular.

### **2-5 Preparation of Proposals DELETE AND INSERT THE FOLLOWING:**

#### **2-5.1 General DELETE AND INSERT THE FOLLOWING:**

Submit Proposals on the form described in 2-2. Any pay item that will be provided free or at no cost to the Department shall be indicated as "free" or "\$00.00". If the pay item is left blank or N/A is used, the Bid may be declared irregular. Show the total of the Bid where called for on the Proposal Forms.

#### **2-5.2 Internet Bid Submittals DELETE IN ITS ENTIRETY.**

## **GENERAL PROVISIONS**

### **2-5.3 Hard Copy Bid Submittal DELETE AND INSERT THE FOLLOWING:**

If the Proposal is made by an individual, either in the Bidder's own proper person or under a trade or firm name, the Bidder shall execute the Proposal under the Bidder's signature and enter the firm's office street address.

If made by a partnership, execute the Proposal by setting out in full the names of the partners, the firm name of the partnership, if any, have two or more of the general partners sign the Proposal and enter the Bidding firm's office street address.

If made by a corporation, execute the Proposal by setting out in full the corporate name and have the president or other legally authorized corporate officer or agent sign the Proposal, affix the corporate seal and enter the bidding corporation's office street address. If made by a limited liability company, execute the Proposal by setting out the company name, have the manager or authorized member sign the Proposal and enter the bidding company's office address.

If made by a joint venture, execute the Proposal by setting out the joint venture name, have the authorized parties sign the Proposal and enter the bidding office's street address.

### **2-6 Rejection of Irregular Proposals DELETE AND INSERT THE FOLLOWING:**

A Proposal is irregular and the Department may reject it if it shows omissions, alterations of form, additions not specified or required, conditional or unauthorized alternate bids, or irregularities of any kind; or if the unit prices are obviously unbalanced, or if the cost is in excess of or below the reasonable cost analysis values.

### **ADD THE FOLLOWING SUB ARTICLE AFTER 2-6**

#### **2-6.1 Unbalanced Bid Items**

Bid items in which the unit prices are not in line with the industry standards or averages for the items, may be considered to be unbalanced and rejected.

For a Bid to be balanced, each item must carry its proportionate share of direct cost, overhead and profit. Unbalanced items which are installed and billed at the beginning of a project may lead the Bid to be irregular due to front-end loading the Bid.

Bid which are determined by the Department to be unbalanced Bids or which contain unbalanced line item pricing when compared to competitor's Bids for the same item and standard industry prices, and which significantly deviate from the Department's determination of acceptable line item pricing, may be rejected by the Department.

### **2-7 Guaranty to Accompany Proposals (Bid Bond) DELETE AND INSERT THE FOLLOWING:**

## **GENERAL PROVISIONS**

The Department will not consider any Proposal unless accompanied by a Proposal Guaranty of the character and amount indicated herein, and unless made payable to the Board of County Commissioners, Palm Beach County, Florida. Submit the Proposal with the understanding that the successful Bidder shall furnish a Contract Bond pursuant to the requirements of 3-5.

The Bidder's Proposal Guaranty is binding for all projects included in the Contract awarded to the Contractor pursuant to the provisions of this Subarticle.

The Proposal Guaranty may be a Certified Check or a Cashier's Check and shall be made payable to the Board of County Commissioners, Palm Beach County, Florida, in the amount of 5% (Five Percent) of the total gross amount of the Bid as a guarantee that the Bidder, if given a letter of intent to award, will within fourteen (14) consecutive Working Days of the date of the letter, enter into a written Contract with the Board of County Commissioners in accordance with the accepted Bid. Certified checks shall be signed by the party whose Bid it accompanies.

### **2-8 Delivery of Proposals**

#### **2-8.1 Internet Bid Submittals DELETE IN ITS ENTIRETY**

#### **2-8.2 Hard Copy Bid Submittals DELETE AND INSERT THE FOLLOWING:**

Submit the Proposal in a sealed envelope bearing on the outside the name of the Bidder, the Bidder's address, date of opening, and in large letters, the words:

**CONSTRUCTION OF: PATHWAY AND MINOR CONSTRUCTION CONTINUING SERVICES CONTRACT**

for which the Bidder submitted the Bid.

For Proposals that are submitted by mail, enclose the Proposal in a sealed envelope, marked as directed above. Enclose the sealed envelope in a second outer envelope addressed to the Department, at the place designated in the Advertisement. For a Proposal that is not submitted by mail, deliver it to the Department, or to the place as designated in the Advertisement. The Department will return Proposals received after the time set for opening Bids to the Bidder unopened.

A Bidder may withdraw a Proposal at any time prior to that fixed for opening Bids without prejudice to him/herself.

### **2-9 Withdrawal or Revision of Proposals**

#### **2-9.1 Internet Bid Submittals DELETE IN ITS ENTIRETY.**

## **GENERAL PROVISIONS**

### **2-9.2 Hard Copy Bid Submittals DELETE AND INSERT THE FOLLOWING:**

A Bidder may withdraw or revise a Proposal after submitting it, provided the Department receives a written request to withdraw or revise the Proposal prior to the time set for opening of Bids. The resubmission of any Proposal withdrawn under this provision is subject to the provisions of 2-8.

### **END OF SECTION**

## **SECTION 3 AWARD AND EXECUTION OF CONTRACT**

### **3-2 Award of Contract**

#### **3-2.1 General DELETE AND INSERT THE FOLLOWING:**

If the Department decides to award the Contract, the Department will award the Contract to the lowest responsible, responsive Bidder whose Proposal complies with all the Contract Document requirements. If awarded, the Department will award the Contract within one hundred eighty (180) days after the opening of the Proposals, unless the Special Provisions change this time limit or the Bidder and the Department extend the time period by mutual consent.

For the purpose of award, the low Bid shall be the lowest amount bid for the "Total Bid", and if any alternates are considered, it shall be the "Total Bid" plus the addition for the alternate or alternates which the Department may select. In no case will any award be made until all necessary investigations are made into the responsibility of the lowest Bidder.

Prior to award of the Contract by the Department, the Bidder must provide proof of authorization to do business in the State of Florida.

#### **Project Award**

The Department reserves the right to make multiple awards for this contract. In the event the Department exercises this right, award will be made to the lowest, responsive, responsible Bidders. Work will be issued to the Bidders at the Department's discretion.

### **3-5 Contract Bond Required**

#### **3-5.1 General Requirements for All Bonds DELETE AND INSERT THE FOLLOWING:**

Under no circumstances shall the Contractor begin Work until it has supplied the Department with a Contract Bond. Upon award, furnish to the Department, and maintain in effect throughout the life of the Contract, an acceptable Contract Bond. Obtain the Contract Bond from a Surety licensed to conduct business in the State of Florida, meeting all of the requirements of the laws of Florida

## GENERAL PROVISIONS

and the regulations of the Department, and having the Department's approval. The Penal Sum of the Contract Bond shall automatically increase as the Contract Amount increases; provided, however, that any increase of more than 20% from the initial Penal Sum, requires the Surety's written consent. Ensure that the Surety's Florida Licensed Insurance Agent's name, address, and telephone number is clearly stated on the Contract Bond form.

To insure the faithful performance of each and every condition, any stipulation and requirement of the Contract Documents and to indemnify and save harmless the Department from any and all damages, either directly or indirectly, arising out of any failure to perform same, the Contractor shall furnish to the Department, the Contract Bond on forms attached hereto.

### **3-5.1.1 Work Order For Less Than \$200,000**

For each Work Order in an amount less than \$200,000, furnish to the Department and maintain in effect throughout the duration of the Work Order, a Surety Bond in the amount of \$50,000, as security for faithful performance of Work Order(s) and for the payment of all persons performing labor and furnishing Materials in connection therewith. In the event that the amount of a proposed Work exceeds the amount of the Surety Bond, furnish additional Surety Bond, in increments of \$50,000, so that the total amount of the Surety Bond(s) exceeds the amount of all Work Orders.

### **3-5.1.2 Work Order For \$200,000 or More**

For each Work Order in the amount of \$200,000 or more, furnish to the Department and maintain in effect throughout the duration of the Work Order, an acceptable Surety Bond in an amount at least equal to the amount of the total Work Order, as security for faithful performance and for the payment of all persons performing labor, and furnishing Materials in connection therewith.

### **3-6 Execution of Contract and Contract Bond DELETE AND INSERT THE FOLLOWING:**

The Contractor shall execute the Contract and provide satisfactory Contract Bond and documentation evidencing all insurance required per Section 7-13 (Insurance) to the Department within fourteen (14) Working Days of the date of the Letter of Intent to Award.

**Per Section 8-1, Contractor shall perform not less than 40% of the total Contract with its own organization.** Therefore, Contractor shall submit with the Contract Documents a detailed breakdown (in dollars and percentage) of how the total Contract amount is proposed to be distributed. The breakdown shall show all relevant information for the Contractor and all sub-contractors.

### **ADD THE FOLLOWING SUB-ARTICLE:**

#### **3-6.1 Recording of Contract Bond**

Before commencing the Work, Contractor shall provide to the Department a certified copy of the recorded Contract Bond(s). Department may not make any payment to Contractor until Contractor has complied with this requirement.

## **GENERAL PROVISIONS**

### **3-7 Failure by Contractor to Execute Contract and Furnish Bond DELETE AND INSERT THE FOLLOWING:**

In the event that the Contractor fails to execute the Contract and to furnish an acceptable Contract Bond, as prescribed in 3-5 and 3-6, within fourteen (14) Working Days of Intent to Award, the Department may cause the Contractor to forfeit the Proposal Guaranty to the Department not as a penalty but as liquidation of damages sustained. The Department may then award the Contract to the next lowest responsive, responsible Bidder, re-advertise, or accomplish the Work using alternate resources.

### **3-8 Audit of Contractor's Records DELETE AND INSERT THE FOLLOWING:**

Upon execution of the Contract, the Department reserves the right to conduct an audit of the Contractor's records pertaining to the project. The Department or its representatives may conduct an audit, or audits, at any time prior to final payment, or thereafter pursuant to 5-13. The Department may also require submittal of the records from either the Contractor or any subcontractor or material supplier. As the Department deems necessary, records include all books of account, supporting documents, and papers pertaining to the cost of performance of the Work. Retain all records pertaining to the Contract for a period of not less than four years from the date of the Engineer's final acceptance of the project, unless a longer minimum period is otherwise specified. Upon request, make all such records available to the Department or its representative(s). For the purpose of this Article, records include but are not limited to all books of account, supporting documents, and papers that the Department deems necessary to ensure compliance with the provisions of the Contract Documents. If the Contractor fails to comply with these requirements, the Department may disqualify or suspend the Contractor from bidding on or working as a subcontractor on future Contracts. Ensure that the subcontractors provide access to their records pertaining to the project upon request by the Department. Comply with Section 20.055(5), Florida Statutes, and incorporate in all subcontracts the obligation to comply with Section 20.055(5), Florida Statutes.

## **END OF SECTION**

### **SECTION 4 SCOPE OF THE WORK**

#### **4-1 Intent of Contract DELETE AND INSERT THE FOLLOWING:**

The intent of the Contract is to provide for the construction and completion in every detail of the Work described in the Contract. Furnish all labor, Materials, Equipment, tools, transportation and supplies required to complete the Work in accordance with the Contract Documents.

All of the Work involved in this project shall conform to the construction Plans and Specifications and shall be completed in a workmanlike manner. All debris is to be removed within the time specified in the Contract.

## **GENERAL PROVISIONS**

### **4-3 Alteration of Plans or of Character of Work**

#### **4-3.1 General DELETE AND INSERT THE FOLLOWING:**

The Engineer reserves the right to make, at any time prior to or during the progress of the Work, such increases or decreases in quantities and such alterations in the details of construction as may be found necessary or desirable by the Engineer. Such increases, decreases or alterations shall not constitute a breach of Contract, shall not invalidate the Contract, nor release the Surety from any liability arising out of this Contract or the Contract Bond. The Contractor agrees to perform the Work, as altered, the same as if it had been a part of the original Contract.

#### **4-3.9 Cost Savings Initiative Proposal DELETE IN ITS ENTIRETY.**

#### **4-4 Unforeseeable Work DELETE AND INSERT THE FOLLOWING:**

When the Department requires Work that is not covered by a price in the Contract, and the Department finds that such Work is essential to the satisfactory completion of the Contract within its intended scope, the Department will make an adjustment to the Contract. The Engineer will determine the basis of payment for such an adjustment in a fair and equitable amount.

**END OF SECTION**

## **SECTION 5 CONTROL OF THE WORK**

### **5-1 Plans and Working Drawings**

#### **5-1.1 Contract Documents DELETE AND INSERT THE FOLLOWING:**

The Contractor will be furnished five (5) copies of the Plans and Specifications at the Pre-Construction Meeting. Additional copies may be purchased from the Department, at a total cost of **\$50** per set of Plans and Contract Documents.

The Contractor shall have Contract Documents available on the job site at all times.

#### **5-1.4.5 Submittal Paths and Copies**

#### **5-2 Coordination of Contract Documents DELETE AND INSERT THE FOLLOWING:**

These Specifications, the Plans, Special Provisions, and all supplementary documents are integral parts of the Contract; a requirement occurring in one is as binding as though occurring in all. All parts of the Contract are complementary and describe and provide for a complete Work.

When not stipulated as being covered under other pay items, pay items will include:



## GENERAL PROVISIONS

- the Work and Materials specified in the Specifications
- additional, incidental Work, not specifically mentioned,
  - when so shown in the Plans
  - if indicated, or obvious and apparent, as being necessary for the proper completion of the Work

In cases of discrepancy, the governing order of the documents is as follows:

1. Proposal (i.e. pay items, Bid items)
  2. Special Provisions
  3. Technical Special Provisions
  4. Plans
  5. Standard Plans
  6. Design Standards
  7. Supplemental Specifications
  8. General Provisions
  9. Standard Specifications
- Computed dimensions govern over scaled dimensions.

### **5-7 Engineering and Layout**

#### **5-7.1 Control Points Furnished by the Department ADD THE FOLLOWING AT THE END OF THIS ARTICLE:**

Should reference points or benchmarks fall within construction limits, the Contractor shall notify the Engineer for survey coordination, and establish new reference points or benchmarks in locations that will not be affected by the construction and preserved upon completion of construction.

The Contractor shall have a licensed surveyor verify the accuracy of the survey data prior to proceeding with Work.

#### **5-7.3 Layout of Work DELETE AND INSERT THE FOLLOWING:**

Utilizing the control points furnished by the Department in accordance with 5-7.1, the Contractor shall have a licensed surveyor verify the accuracy of the survey data prior to proceeding with Work, and establish all horizontal and vertical controls necessary to construct the Work in conformity to the Contract Documents. Perform all calculations required, and set all stakes needed such as grade stakes, offset stakes, reference point stakes, slope stakes, and other reference marks or points necessary to provide lines and grades for construction of all Roadway, Bridge, and miscellaneous items.

When performing utility construction as part of the project, establish all horizontal and vertical controls necessary to carry out such Work.

# GENERAL PROVISIONS

## 5-10-Inspections

### 5-10.2 Inspection for Acceptance ~~DELETE AND INSERT THE FOLLOWING:~~

Upon notification that all Contract Work, or all Contract Work on the portion of the Contract scheduled for acceptance, has been completed, the Engineer will make an inspection for acceptance. The inspection will be made within seven days of the notification. If the Engineer finds that all Work has been satisfactorily completed, the Department will consider such inspection as the final inspection. If any or all of the Work is found to be unsatisfactory, the Engineer will detail in writing the remedial Work required to achieve acceptance. The Contract Time shall be suspended to allow the Contractor time to complete the remedial Work in accordance with the following schedule; with the suspension commencing upon the date of the written notification by the Department:

Contract Amount	Contract Time Suspension
≤\$5,000,000	30 Days
>\$5,000,000≤\$10,000,000	45 Days
>\$10,000,000	60 Days

If all Work is not completed by the Contractor and accepted by the Engineer during the Contract Time Suspension, the Contract Time shall resume and, after any remaining Contract Time is expended, Liquidated Damages shall be assessed until all Work is accepted by the Engineer.

Upon satisfactory completion of the Work, the Department will provide written notice of acceptance, either partial or final, to the Contractor.

Until final acceptance in accordance with 5-11, replace or repair any damage to the accepted Work at no additional cost to the Department and as provided in 7-14.

## 5-12 Claims by Contractor

### 5-12.2 Notice of Claim

#### 5-12.2.1 Claims for Extra Work ~~DELETE IN ITS ENTIRETY~~

#### 5-12.3 Content of Written Claim ~~DELETE ITEM (5) IN ITS ENTIRETY~~

#### 5-12.5 Pre-Settlement and Pre-Judgment Interest ~~DELETE IN ITS ENTIRETY~~

#### 5-12.6 Compensation for Extra Work or Delay ~~DELETE IN ITS ENTIRETY~~

END OF SECTION

# **GENERAL PROVISIONS**

## **SECTION 6 CONTROL OF MATERIALS**

### **6-1 Acceptance Criteria**

**ADD THE FOLLOWING SUB ARTICLE:**

#### **6-1.2.5**

All Materials that are subjected to tests by samples or otherwise, shall be compensated for as follows:

- (a) All tests made that indicate failures to meet the design criteria shall be paid for by the Contractor.
- (b) All tests made that indicate passing of the design criteria and approved as such by the Engineer, shall be paid for by the Owner or Palm Beach County.

### **6-5.2 Source of Supply-Steel REPLACE TITLE OF ARTICLE WITH THE FOLLOWING:**

**Source of Supply-Steel (For Federal Aid Contracts only)**

**ADD THE FOLLOWING SUB ARTICLE:**

#### **6-6 Warranty**

The Contractor guarantees to the Owner and Engineer that all Materials and Equipment furnished under this Contract will be new unless otherwise specified and that all Work will be of good quality, free from faults and defects and in conformance with Contract Documents. All Work not so conforming to these requirements may be considered defective. If required by the Engineer, the Contractor shall furnish satisfactory evidence as to the kind and quality of Materials, Work, and Equipment. All Work shall be warranted and guaranteed unconditionally for a period of one (1) year after the letter of final acceptance. The Surety shall be bound with and for the Contractor in the Contractor's faithful observance of the guarantee. The Contractor shall furnish to the Department, the Form of Guarantee on forms attached hereto.

**END OF SECTION**

## **SECTION 7 LEGAL REQUIREMENTS AND RESPONSIBILITY TO THE PUBLIC**

**7-1.9 Florida Minority Business Loan Mobilization Program DELETE IN ITS ENTIRETY.**

### **7-2 Permits and Licenses**

**7-2.1 General DELETE AND INSERT THE FOLLOWING:**

## GENERAL PROVISIONS

Except for permits procured by the Department, if any, procure all permits and licenses, pay all charges and fees, and give all notices necessary and incidental to the due and lawful prosecution of the Work.

It shall be the Contractor's responsibility to become familiar with all local governmental codes, ordinances, and laws governing, associated with, or pertaining to the prosecution and completion of the Work. Any costs involved in procuring permits and licenses, complying with local codes, ordinances or laws, or giving notices shall be incidental to the project and paid by the contractor.

The Department will also acquire any modifications or revisions to an original permit when the Contractor requires such modifications or revisions to complete the construction operations specified in the Plans or Special Provisions and within the Right-of-Way limits.

Acquire all permits for Work performed outside the Right-of-Way or easements for the project. Acquire permits required by municipality or public agency, including but not limited to tree removal and dewatering permits. The permitting time shall be included in the Proposal and Work progress schedule. The Contractor shall also be responsible for completing appropriate certifications by a Professional Engineer, certified in the State of Florida, as outlined on PER-1.

In carrying out the Work in the Contract, when under the jurisdiction of any environmental regulatory agency, comply with all regulations issued by such agencies and with all general, special, and particular conditions relating to construction activities of all permits issued to the Department as though such conditions were issued to the Contractor. Post all permit placards in a protected location at the worksite.

In case of a discrepancy between any permit condition and other Contract Documents, the more stringent condition shall prevail.

### **7-11.3 Contractor's Use of Streets and Roads**

#### **7-11.3.2 On the State Highway System DELETE AND INSERT THE FOLLOWING:**

When hauling Materials or Equipment to the project over roads and bridges on the State Highway System and such use causes damage, immediately, at no expense to the Department, repair such Road or Bridge to as good a condition as before the hauling began.

### **7-11.5 Utilities**

#### **7-11.5.1 Arrangements for Protection or Adjustment DELETE AND INSERT THE FOLLOWING:**

Unless otherwise specified, all references to utility Work, conflicts, relocation, coordination, adjustments, permits, utility pay items, and similar references shall be considered separate and distinct from Roadway and Bridge items and shall pertain to all utilities including Palm Beach County Water Utilities Department (PBCWUD) and Palm Beach County Traffic Division. The Contractor shall be responsible to be familiar with and assure that all utility related Work be

## GENERAL PROVISIONS

performed in accordance with each respective utility department's minimum engineering and construction standards.

Sufficient time has been allotted in the Contract time for the Contractor to coordinate the installation and relocation, if necessary, of all utilities.

The Contractor shall be responsible to ascertain the exact location of all utilities prior to construction regardless of information which may be indicated on the drawings. Utilities shall be located and marked in the field.

The Contractor shall be responsible to verify if "other" utilities (not shown in the Plans) exist within the area of construction. Should there be utility conflicts, the Contractor shall inform the Engineer and notify the respective utility owners to resolve utility conflicts and utility adjustments, as required.

The Contractor shall plan his Work and conduct his construction operations in cooperation with the various utility companies. The Contractor shall use extreme caution where construction is performed in proximity to utilities, and the Engineer and the respective utility owner shall be notified when any Work may conflict with the utilities.

The Contractor shall make all necessary arrangements with the Utility Companies concerned for the maintenance of their lines during the construction period. In the event that complete relocation of utilities has not been accomplished prior to the effective date of the "Notice to Proceed", the Contractor nevertheless shall commence to Work under this Contract and schedule his Work to avoid interference with the utility relocation Work. The Department will not be liable for any damage to any utilities due to any action by the Contractor.

### **7-12 Responsibility for Damages, Claims, etc.**

#### **7-12.1 Contractor to Provide Indemnification DELETE AND INSERT THE FOLLOWING:**

The Contractor shall protect, indemnify, defend, reimburse, save, and hold harmless the Department and all of its officers, agents, and employees from and against all suits, actions, claims, demands, liability, expense, loss, cost or causes of action of any kind or character, including attorney's fees and costs, whether at trial or appellate levels or otherwise, arising out of, because of, during, or due to the acts or omissions commission of the Contractor, its officers, agents, or employees or as a result of their performance of the terms of the Contract. In the performance of the Contract, neither the contractor/consultant, nor any of its officers, agents, or employees will be liable under this section for damages arising out of injury or damage to persons or property directly caused or resulting from the sole negligence of the Department or any of its officers, agents, or employees.

The Contractor shall include the provision in any and all agreements with subcontractors executed in connection with this Contract.

## **GENERAL PROVISIONS**

Unless otherwise noted herein, no provision of this Contract is intended to, or shall be construed to, create any third party beneficiary or to provide any rights to any person or entity not a party to this Contract, including but not limited to any citizen or employees of the Contractor.

### **7-13 Insurance DELETE ENTIRE SECTION AND INSERT THE FOLLOWING:**

#### **7-13.1 General**

Unless otherwise specified in this Contract, or approved by the Department, the Contractor shall, at its sole expense, maintain in full force and effect at all times during the Contract and the performance of Work, including the warranty period, insurance coverage with limits, including endorsements, not less than those set forth in the Insurance Coverage and Limit Table below and with insurers and under forms of policies acceptable to the Department. Contractor shall furnish to the Department Certificate(s) of insurance evidencing that such policies are in full force and effect, not later than fourteen (14) Calendar Days of the date of the letter of Intent to Award, but in any event, prior to execution of the Contract by the Department and prior to commencement of Work. Such certificate(s) shall adhere in every respect to the conditions set forth herein.

The requirements contained herein as to types and limits, as well as the Department's approval of insurance coverage to be maintained by Contractor, are not intended to and shall not in any manner limit or qualify the liabilities and obligations assumed by Contractor under the Contract.

#### **7-13.1.1 Commercial General Liability Insurance**

Furnish and maintain a standard Insurance Service Office (ISO) version Commercial General Liability policy form, or its equivalent providing coverage for, but not be limited to, Bodily Injury and Property Damage, Premises/Operations, Personal Injury, Products/Completed Operations, Independent Contractors, Contractual Liability, Broad Form Property Damage, X-C-U (X = Explosion; C = Collapse; U = Underground) Coverages (if applicable), Severability of Interest including Cross Liability, and be in accordance with all of the limits, terms and conditions set forth herein. Contractor agrees this coverage shall be provided on a primary basis.

#### **7-13.1.2 Business Automobile Liability Insurance**

Furnish and maintain a standard ISO version Business Automobile Liability coverage form, or its equivalent, providing coverage for all owned, non-owned and hired automobiles, and in accordance with all of the limits, terms and conditions set forth herein. Contractor agrees this coverage shall be provided on a primary basis. Notwithstanding the foregoing, should the Contractor not own any automobiles, the business auto liability requirement shall be amended to allow the Contractor to agree to maintain only Hired & Non-Owned Auto Liability. This amended coverage requirement may be satisfied by way of endorsement to the Commercial General Liability, or separate Business Auto Coverage form.

#### **7-13.1.3 Workers' Compensation and Employer's Liability Insurance**

## **GENERAL PROVISIONS**

Furnish and maintain Workers' Compensation Insurance and Employer's Liability, including Federal Act endorsement for U.S. Longshore and Harbor Workers' Compensation Act when any Work is on or contiguous to navigable bodies of U.S. waterways and ways adjoining, covering all of its employees on the Work site. This coverage shall be in accordance with all of the limits, terms and conditions set forth herein. Exemptions for a Contractor in or doing Work in the Construction Industry, or proof of Workers' Compensation coverage provided by an employee leasing arrangement shall not satisfy this requirement.

If any Work is sublet Contractor shall require all subcontractors to similarly comply with this requirement unless such subcontractors' employees are covered by Contractor's Workers' Compensation insurance policy. Contractor agrees this coverage shall be provided on a primary basis. Contractor shall defend, indemnify and save the Department harmless from any damages resulting to them for failure of Contractor to take out or maintain such insurance.

### **7-13.1.4 Additional Required Insurance**

Furnish and maintain the following additional required insurance coverages with respect to any Work involving property, operations, or type of Equipment for which each insurance coverage described below has been designed specifically to provide coverage for when Work involves.

#### **7-13.1.4.1 Railroad Protective Liability Insurance**

With respect to any of the Work involving construction of a railroad grade crossing, overpass or underpass structure, or a railroad crossing signal installation, or any other Work or operations by the Contractor within the limits of the railroad right of way, including any encroachments thereon from Work or operations within the vicinity of the railroad right of way the Contractor shall furnish to the Department for transmittal to the railroad company, an original insurance policy which, with respect to the operations the Contractor or any of its subcontractors perform, will provide for and in behalf of the railroad company, Railroad Protective Liability Coverage. Coverage shall be in accordance with all of the limits, terms and conditions set forth herein and conform with the requirements of the U.S. Department of Transportation, Federal Highway Administration, Federal-Aid Program Manual, Volume 6, Chapter 6, Section 2, Subsection 2, Transmittal 350, dated October 1, 1982, and any supplements or revisions. Contractor agrees this coverage shall be provided on a primary basis.

#### **7-13.1.4.2 Watercraft Liability Insurance**

With respect to any of the Work hereunder involving watercraft owned, hired, or borrowed, the Contractor shall furnish and maintain Protection and Indemnity, or similar Watercraft Liability. Coverage shall be included either by way of endorsement under the Commercial General Liability or by separate watercraft liability insurance and be in accordance with all of the limits, terms and conditions set forth herein. Contractor agrees this coverage shall be provided on a primary basis.

## **GENERAL PROVISIONS**

### **7-13.1.4.3 Aircraft Liability Insurance**

With respect to any of the Work involving including fixed wing or helicopter aircraft, aircraft owned, hired, or borrowed, including the Contractor shall furnish and maintain Aircraft Liability. Passenger Liability shall be included when persons other than the pilot and crew are occupying the aircraft. Coverage shall be in accordance with all of the limits, terms and conditions set forth herein. Contractor agrees this coverage shall be provided on a primary basis.

### **7-13.2 Utility Owners Protective Liability Insurance**

When the Work under the Contract involves the installation of attachments to joint-use utility poles, the Contractor shall furnish evidence to the Department that, with respect to the operations the Contractor performs, his Commercial General Liability is endorsed with a Broad Form Contractual Endorsement covering the below indemnification or the Department and Utility Company are to be an Additional Named Insured on the policy.

The Contractor hereby agrees to indemnify, defend, save and hold harmless the Department and any owner of Equipment attached to or supported by a jointly used pole from all claims, liabilities and suits whether or not due to or caused by negligence of the Department or joint pole Equipment owners for bodily injury or death to person(s) or damage to property resulting in connection with the performance of the described Work by Contractor, its subcontractors, agents or employees.

### **7-13.3 Satisfying Limits Under an Umbrella Policy**

If necessary, the Contractor may satisfy the minimum limits required above for either Commercial General Liability, Business Auto Liability, and Employer's Liability coverage under an Umbrella or Excess Liability. The underlying limits may be set at the minimum amounts required by the Umbrella or Excess Liability provided the combined limits meet at least the minimum limit for each required policy. The Umbrella or Excess Liability shall have an Annual Aggregate at a limit not less than two (2) times the highest per occurrence minimum limit required above for any of the required coverages. The Department and any other applicable entities shall be specifically endorsed as an "Additional Insured" on the Umbrella or Excess Liability, unless the Umbrella or Excess Liability provides continuous coverage to the underlying policies on a complete Follow-Form basis without exceptions and stated as such on the Certificate of Insurance.

### **7-13.4 Additional Insured**

The Contractor agrees to endorse the Department and any other required entity as an Additional Insured on each insurance policy required to be maintained by the Contractor, except for Workers' Compensation and Business Auto Liability. The CG 2026 Additional Insured - Designated Person or Organization endorsement, or its equivalent, shall be endorsed to the Commercial General Liability. Other policies, when required, such as for watercraft, aircraft, and utility owners protective, shall provide a standard Additional Insured endorsement offered by the insurer providing coverage with respect to liability arising out of the operations of the Contractor. The endorsement shall read "Palm Beach County Board of County Commissioners". The Contractor



## **GENERAL PROVISIONS**

shall agree that the Additional Insured endorsements provide coverage on a primary basis. Endorsement shall be in accordance with all of the limits, terms and conditions set forth herein.

### **7-13.5 Additional Requirements**

#### **7-13.5.1 Waiver of Subrogation**

The Contractor agrees, by entering into this Contract, to a Waiver of Subrogation for each required policy providing coverage during the Contract. When required by the insurer or should a policy condition not permit an Insured to enter into a pre-loss agreement to waive subrogation without an endorsement, then the Contractor shall agree to notify the insurer and request the policy be endorsed with a Waiver of Transfer of Rights of Recovery Against Others, or its equivalent. This Waiver of Subrogation requirement shall not apply to any policy, which a condition to the policy specifically prohibits such an endorsement, or voids coverage should the insured enter into such an agreement on a pre-loss basis. The Waiver of Subrogation shall be in accordance with all of the limits, terms and conditions set forth herein.

#### **7-13.5.2 Right to Review & Adjust**

The Contractor shall agree, notwithstanding the foregoing, that the Department, by and through its Risk Management Department, in cooperation with the Department, reserves the right to periodically review, reject or accept all required policies of insurance, including limits, coverages, or endorsements, hereunder from time to time throughout the life of this Contract. Furthermore, the Department reserves the right to review and reject any insurer providing coverage because of poor financial condition or because it is not operating legally. In such event, the Department shall provide Contractor written notice of such adjusted limits and Contractor shall agree to comply within thirty (30) days of receipt thereof and to be responsible for any premium revisions as a result of any such reasonable adjustment.

#### **7-13.5.3 No Representation of Coverage Adequacy**

The coverages and limits identified in the table have been determined to protect primarily interests of the Department only, and the Contractor agrees in no way should the coverages and limits in the table be relied upon when assessing the extent or determining appropriate types and limits of coverage to protect the Contractor against any loss exposures, whether as a result of the construction project or otherwise.

#### **7-13.5.4 Certificate of Insurance**

Certificates of Insurance must provide clear evidence that Contractor's Insurance Policies contain the minimum limits of coverage, cancellation notice, and terms and conditions set forth herein.

In the event the Department is notified that a required insurance coverage will be cancelled or non-renewed during the period of this Contract, the Contractor shall furnish prior to the expiration of such insurance, an additional certificate of insurance as proof that equal and like coverage for the

## GENERAL PROVISIONS

balance of the period of the Contract and any extension thereof is in effect. Contractor shall not continue to Work pursuant to this Contract unless all required insurance remains in effect.

The Department shall have the right, but not the obligation, of prohibiting Contractor or any subcontractor from entering the project site until such certificates or other evidence that insurance has been placed in complete compliance with these requirements is received and accepted by the Department.

The Department Reserves The Right To Withhold Payment, But Not The Obligation, To Contractor Until Coverage Is Reinstated. If The Contractor Fails To Maintain The Insurance As Set Forth Herein, The Department Shall Have The Right, But Not The Obligation, To Purchase Said Insurance At Contractor's Expense.

### 7-13.5.4.1 Additional Requirements for Certificates of Insurance

1. Shall clearly identify Palm Beach County, a political subdivision of the State of Florida, its officers, agents and employees as Additional Insured for all required insurance coverages, except Workers' Compensation and Business Auto Liability.
2. Shall clearly indicate project name and project number to which it applies.
3. Shall clearly indicate a notification requirement in the event of cancellation or non-renewal of coverage.
4. Evidence of renewal coverage or reinstatement of cancelled coverage must be provided in advance of any policy that may expire during the term of this Contract. Failure to provide such certificate shall result in automatic stoppage of the Work until such time as the renewal certificate is supplied.
5. Within forty-eight (48) hours of a request by the Department, and subsequently, prior to expiration of any of the required coverage throughout the term of this Contract, the Contractor shall deliver to the Department at the address below, unless otherwise directed by the Department, a signed Certificate(s) of Insurance, evidencing that all types and amounts of insurance coverage required by this Contract have been obtained and are in full force and effect. Said Certificate(s) of Insurance shall, to the extent allowable by the insurer, include a minimum thirty (30) days' endeavor to notify due to cancellation (10 days for nonpayment of premium) or non-renewal of coverage. The Certificate Holder shall read:

Palm Beach County Board of County Commissioners  
c/o Engineering Department / Roadway Production Division  
2300 N. Jog Road  
Third Floor, West Wing  
West Palm Beach, FL 33411

6. The Certificates of Insurance must be completed in the original and signed and returned to the Department along with Contracts and Sureties.

## **GENERAL PROVISIONS**

### **7-13.5.5 Deductibles, Coinsurance Penalties, & Self-Insured Retention**

The Contractor shall be fully and solely responsible for any costs or expenses as a result of a coverage deductible, coinsurance penalty, or self-insured retention; including any loss not covered because of the operation of such deductible, coinsurance penalty, or self-insured retention.

### **7-13.5.6 Subcontractor's Insurance**

The Contractor shall agree to cause each subcontractor employed by Contractor to purchase and maintain insurance of the type specified herein, unless the Contractor's insurance provides coverage on behalf of the subcontractor. When requested by the Department, the Contractor shall agree to obtain and furnish copies of certificates of insurance evidencing coverage for each subcontractor.

## GENERAL PROVISIONS

### 7-13.5.7 Insurance Coverage and Limit Table

The Contractor shall agree to maintain the coverage, endorsements, and limits of liability in accordance with and set forth by the Insurance Coverage & Limit Table as follows:

<b>INSURANCE COVERAGE &amp; LIMIT TABLE</b>		
<b>TYPE OF COVERAGE</b>	<b>CONTRACTS LESS THAN \$500,000</b>	<b>CONTRACTS \$500,000 OR MORE</b>
<p><b><u>COMMERCIAL GENERAL LIABILITY:</u></b> Limit of Liability not less than:</p> <p>Additional Insured endorsement required: General Aggregate Limit must apply Per Project</p>	<p>\$500,000 per occurrence</p> <p>Yes</p>	<p>\$1,000,000 per occurrence</p> <p>Yes</p>
<p><b><u>COMPREHENSIVE AUTO LIABILITY:</u></b> Limit of Liability not less than:</p>	<p>\$500,000 per occurrence</p>	<p>\$1,000,000 per occurrence</p>
<p><b><u>WORKERS' COMPENSATION &amp; EMPLOYER'S LIABILITY:</u></b> Coverage not less than:</p> <p>Employer's Liability Limits not less than:</p>	<p>Statutory</p> <p>\$100,000/500,000/100,000</p>	
<p><b><u>WATERCRAFT LIABILITY:</u></b> Limit of Liability not less than:</p> <p>Additional Insured endorsement required:</p>	<p>\$1,000,000 per occurrence</p> <p>Yes</p>	
<p><b><u>AIRCRAFT LIABILITY:</u></b> Limit of Liability not less than:</p> <p>When used to carry passengers (excluding aircrafts crew) coverage for Passenger Liability not less than:</p> <p>Additional Insured endorsement required:</p>	<p>\$5,000,000 per occurrence</p> <p>\$1,000,000 per passenger</p> <p>Yes</p>	
<p><b><u>RAILROAD PROTECTIVE LIABILITY:</u></b> Limit of Liability not less than:</p> <p>Additional Insured endorsement required: General Aggregate Limit must apply Per Project</p>	<p>\$2,000,000 per occurrence \$6,000,000 aggregate</p> <p>Yes</p>	
<p><b><u>UTILITY OWNERS PROTECTIVE LIABILITY:</u></b> Limit of Liability not less than:</p> <p>Additional Insured endorsement required:</p>	<p>\$1,000,000 per occurrence</p> <p>Yes</p>	

## **GENERAL PROVISIONS**

### **7-14 Contractor's Responsibility for Work ADD THE FOLLOWING AT THE END OF THIS ARTICLE:**

In addition to the above, the Contractor will not be held responsible for damage to any landscape items caused by an officially declared hurricane which occurs after the final acceptance of the entire Work (as specified in 580), but during any remaining portion of the 90-day establishment period.

### **END OF SECTION**

## **SECTION 8 PROSECUTION AND PROGRESS**

### **8-3 Prosecution of Work**

#### **8-3.2 Submission of Contract Schedule DELETE AND INSERT THE FOLLOWING:**

Provide a schedule that shows the various activities of Work in sufficient detail to demonstrate a reasonable and workable plan to complete the project within the Contract Time. Show the order and interdependence of activities and the sequence for accomplishing the Work. Describe all activities in sufficient detail so that the Engineer can readily identify the Work and measure the progress on each activity. Show each activity with a beginning Work date, a duration, and a monetary value. Include activities for procurement fabrication, and deliver of Materials, plant, and Equipment, and review time for shop drawings and submittals. Include milestone activities when milestones are required by the Contract Documents. In a project with more than one phase, adequately identify each phase and its completion date, and do not allow activities to span more than one phase.

The Engineer will return inadequate schedules to the Contractor for corrections. Resubmit a corrected schedule within 15 Calendar Days from the date of the Engineer's return transmittal.

Submit an updated Work Progress Schedule, for Engineer's acceptance, if there is a significant change in the planned order or duration of an activity. The Engineer will review the updated schedule and respond within 7 Calendar Days of receipt.

By acceptance of the schedule, the Engineer does not endorse or otherwise certify the validity or accuracy of the activity durations or sequencing of activities. The Engineer will use the accepted schedule as the baseline against which to measure the progress.

If the Contractor fails to submit either the corrected or an updated schedule in the time specified, the Engineer will withhold all Contract payments until the Engineer accepts the schedule.

## **GENERAL PROVISIONS**

### **8-3.3 Beginning Work DELETE AND INSERT THE FOLLOWING:**

Notify the Engineer not less than five days in advance of the planned start day of work. Upon the receipt of such notice, the Engineer may give the Contractor Notice to Proceed and may designate the point or points to start the work. In the Notice to Proceed, the Engineer may waive the five day advance notice and authorize the Contractor to begin immediately. Notify the Engineer in writing at least two days in advance of the starting date of important features of the work. Do not commence work under the Contract until after the Department has issued the Notice to Proceed. The Department will issue the Notice to Proceed within 120 calendar days, excluding Saturdays, Sundays and Holidays, after execution of the Contract, unless otherwise mutually agreed by the Contractor and the Department.

### **8-3.5 Preconstruction Conference DELETE AND INSERT THE FOLLOWING:**

After the award of Contract and prior to issuance of the Notice to Proceed a Pre-Construction Conference will be held between the Contractor, representative of the County Engineer's Office, representative of other municipalities concerned, utility companies, other Contractors affected by the Work and any other persons designated by the County Engineer's Office to have a material interest in the Work. The time and place of this conference will be set by the County Engineer's Office. The Contractor shall bring with him to this conference a copy of his proposed Work schedule for the job.

### **8-6 Temporary Suspension of Contractor's Operations**

#### **8-6.1 Authority to Suspend Contractor's Operations ADD THE FOLLOWING TO THE END OF THIS ARTICLE:**

In particular, the Engineer reserves the right to suspend Work on the project from December 15th to December 23, inclusive. The Engineer will give a minimum of thirty (30) Calendar Days notice of suspension. Prior to carrying out any Work on the project during the period of suspension, the Contractor shall obtain written approval from the Engineer.

##### **8-6.1.1 State of Emergency DELETE AND INSERT THE FOLLOWING:**

The Engineer has the authority to suspend the Contractor's operations, wholly or in part, pursuant to a Governor's Declaration of a State of Emergency. The Engineer will order such suspension in writing, giving in detail the reasons for the suspension. Contract Time will be charged during all suspensions of Contractor's operations. The Department, at its sole discretion, may grant an extension of Contract Time and reimburse the Contractor for specific costs associated with such suspension.

#### **8-6.4 Suspension of Contractor's Operations-Holidays and Special Events DELETE AND INSERT THE FOLLOWING:**

Unless the Contractor submits a written request to Work on a Holiday at least ten Calendar Days in advance of the requested date and receives written approval from the Engineer, the Contractor shall not Work on the following days: Martin Luther King, Jr. Day; Memorial Day; the Saturday

## GENERAL PROVISIONS

and Sunday immediately preceding Memorial Day; Independence Day; Labor Day; the Friday, Saturday, and Sunday immediately preceding Labor Day; Veterans Day; Thanksgiving Day; the Friday, Saturday and Sunday immediately following Thanksgiving Day; and December 24 through January 2, inclusive.

Contract Time will be charged during these Holiday periods regardless of whether the Contractor's operations have been suspended. Contract Time will be adjusted in accordance with 8-7.3.2. The Contractor is not entitled to any additional compensation beyond any allowed Contract Time adjustment for suspension of operations during such Holiday periods.

The Contractor will be allowed additional Contract Time for each Working Day included in the Engineer directed suspension of Work between December 15th and December 23rd. During such suspensions, remove all Equipment and Materials from the clear zone, except those required for the safety of the traveling public and retain sufficient personnel at the job site to properly meet the requirements of Sections 102 and 104. The Contractor is not entitled to any additional compensation for removal of Equipment from clear zones or for compliance with Section 102 and Section 104 during such Holiday periods.

### **8-7 Computation of Contract Time**

#### **8-7.2 Date of Beginning of Contract Time DELETE AND INSERT THE FOLLOWING:**

The date on which Contract Time begins is the date stated in the Notice to Proceed.

### **8-8 Failure of Contractor to Maintain Satisfactory Progress**

#### **8-8.1 General: Pursue the Work to Completion DELETE AND INSERT THE FOLLOWING:**

Satisfactory progress is an essential element of the Contract and, as Delay in the prosecution of the Work will inconvenience the public, obstruct traffic, and interfere with business, it is important that the Work be pressed vigorously to completion. Moreover, the cost to the Department for the administration of the Contract, including engineering, inspection, and supervision, will be increased as the construction period is lengthened.

#### **8-8.2 Regulations Governing Suspension for Delinquency DELETE AND INSERT THE FOLLOWING:**

- (a) A Contractor may be declared delinquent because of unsatisfactory progress on a Contract with the Department, when the Contract Time allowed has not been entirely consumed, but the Contractor's progress at any check period does not meet at least one of the following two tests:
  - (1) The percentage of dollar value of completed Work with respect to the total amount of the Contract is within ten percentage points of the percentage of Contract Time elapsed.

## GENERAL PROVISIONS

- (2) The percentage of dollar value of completed Work is within ten percentage points of the dollar value which should have been performed according to the Contractor's own progress schedule previously approved by the Engineer.

In lieu of the ten percentage points stated in the two preceding paragraphs, twenty (20) percentage points may be allowed for a Contractor who, in the opinion of the Engineer, has adequate organization, Equipment, and financial resources to undertake other contract or subcontract Work without conflict or Delay in prosecuting Work under existing contracts let by the Department.

- (b) A Contractor will be declared delinquent because of unsatisfactory progress on the Contract with the Department, under either of the following circumstances:

- (1) The Contract Time allowed has been consumed and the Work has not been completed.

- (2) The Contract Time allowed has not been entirely consumed the Contractor's progress at any check period does not meet either of the two tests described under the paragraphs headed (a) above (c).

A Contractor declared delinquent under the provisions of 8-8 will be disqualified from further bidding and also will not be approved as a subcontractor so long as the delinquent status exists. Also, any individual, firm, partnership or corporation, affiliated with a delinquent Contractor for either personnel, Equipment or finances, shall likewise be disqualified.

- (c) The Contractor may appeal in writing to the Department for relief from disqualification status. The Department will act upon any appeal within thirty (30) Calendar Days after the filing thereof, and will promptly notify the appellant of the action taken.

- (d) A Contractor disqualified under the requirements of this Article will be removed from such status upon receipt of evidence from the Construction Coordination Division that his progress is no longer delinquent, provided the Contract Time has not elapsed.

- (e) The principal progress check period will occur monthly, upon the Department's receipt of the Contractor's monthly estimates. Postings will generally be completed by the first week of each month, and preliminary notices of delinquency will be sent to the Contractor immediately thereafter, and confirmed by certified mail.

- (f) No Contractor given such a preliminary notice of delinquency will be finally declared delinquent until a period of ten Calendar Days after the preliminary notice has elapsed. During this ten-day period, the Contractor may request and provide support for any extensions of time, or other considerations which would affect the delinquency.

- (g) Final notification of delinquency will be made and verified by certified mail after the expiration of this ten-day period, provided no extensions of time or other considerations are deemed proper by the County Engineer, and provided the delinquency status has not been corrected.



## GENERAL PROVISIONS

- (h) The Engineer may grant extensions of time during the prosecution of the Work, as allowed under the Contract, regardless of the Contractor's delinquency status.

### 8-9 Default and Termination of Contract

#### 8-9.2 Termination of Contract for Convenience ~~DELETE AND INSERT THE FOLLOWING:~~

The Department may, at its option, terminate the Contract, in whole or in part at any time by written notice thereof to Contractor, whether or not Contractor is in default. Upon such notice, Contractor hereby waives any claims for damages from the optional termination, including loss of anticipated profits on account thereof. As the sole right and remedy of Contractor, the Department shall pay Contractor in accordance with Subparagraphs below, provided, however, that those provisions of the Contract which by their very nature survive final acceptance under the Contract shall remain in full force and effect after such termination.

- A. Upon receipt of any such notice, Contractor and its Surety shall, unless the notice requires otherwise:
1. Immediately discontinue Work on the date and to the extent specified in the notice;
  2. Place no further orders or subcontracts for Materials, services, or facilities, other than may be necessary or required for completion of such portion of Work under the Contract that is not terminated;
  3. Promptly make every reasonable effort to obtain cancellation upon terms satisfactory to Department of all orders and subcontracts to the extent they relate to the performance of Work terminated or assign to the Department those orders and subcontracts and revoke agreements specified in such notice;
  4. The Contractor agrees to assign all subcontracts required for performance of this Contract to the Department;
  5. The Contractor shall include in all subcontracts, Equipment leases and purchase order, a provision requiring the subcontractor, Equipment lessor or supplier, to consent to the assignment of their subcontract to the Department;
  6. Assist the Department, as specifically requested in writing, in the maintenance, protection and disposition of property acquired by the Department under the Contract; and
  7. Complete performance of any work which is not terminated.
- B. Upon any such termination, the Department will pay to Contractor an amount determined in accordance with the following (without duplication of any item):
1. All amounts due and not previously paid to Contractor for Work completed in accordance

## **GENERAL PROVISIONS**

with the Contract prior to such notice, and for Work thereafter completed as specified in such notice.

2. The reasonable cost of settling and paying claims arising out of the termination of Work under subcontracts or orders as provided in Subparagraph A.3. above.
3. The verifiable costs incurred pursuant to Subparagraph A.5. above.
4. Any other reasonable costs which can be verified to be incidental to such termination of Work.

The foregoing amounts will include a reasonable sum, under all of the circumstances, as profit for all Work satisfactorily performed by Contractor.

Contractor shall submit within 30 days after receipt of notice of termination, a proposal for an adjustment to the Contract price including all incurred costs described herein.

The Department shall review, analyze, and verify such proposal, and negotiate an equitable adjustment, and the Contract shall be amended in writing accordingly.

### **8-10 Liquidated Damages for Failure to Complete the Work**

#### **8-10.2.1 Amounts Reasonable/No Penalty ADD THE FOLLOWING SUB-ARTICLE:**

The Contractor hereby agrees and affirms that the amounts specified in this section reflect a fair compensable value for damages suffered by Department as a result of Contractor's Delay, and that said amounts are not a penalty nor will ever be contested as reflecting the imposition of a penalty against Contractor.

**END OF SECTION**

## **SECTION 9 MEASUREMENT AND PAYMENT**

### **9-2 Scope of Payments**

#### **9-2.1.1 Fuels DELETE AND INSERT THE FOLLOWING:**

The estimated quantity for fuel requirements for diesel to cover the Work specified in the Contract is 76,500 gallons and is based upon the pay item quantities listed on the Proposal. Price adjustments will be made only for the amount of diesel fuel estimated by the Department as required to complete the Contract. The requirement of fuel for each pay item is estimated by multiplying the Department's standard fuel factor for that pay item by the quantity of that pay

## GENERAL PROVISIONS

item. Only for Contracts with an original Contract Time in excess of 120 calendar days, the Department will make price adjustments on each applicable progress estimate to reflect increases or decreases in the price of diesel from those in effect during the month in which bids were received. The Contractor will not be given the option of accepting or rejecting these adjustments. Price adjustments for fuel will be made only when the current fuel price (CFP) varies by more than 5% from the price prevailing in the month when bids were received (BFP), and then only on the portion that exceeds 5%.

Price adjustments will be based on the monthly bulk average price for diesel as derived by the Department. These average indexes shall be determined by averaging bulk fuel prices on the first day of each month as quoted by major oil companies that are reasonably expected to furnish fuel for projects in the State of Florida. Average price indices for will be available on the Construction Office website before the 15<sup>th</sup> of each month, at the following URL: <https://www.fdot.gov/construction/fuel-bit/fuel-bit.shtm>.

Payment will be based on the quantities shown on the progress estimate on all items for which established standard fuel factors are on a file maintained by the Department. Payment on progress estimates will be adjusted to reflect adjustments in the prices for diesel in accordance with the following:

When fuel prices have decreased between month of bid and month of this progress estimate:

$$A_i = F_i (P_i - 0.95 P_b) \text{ during a period of decreasing prices.}$$

$A_i$  = Total dollar amount - positive or negative - of the cost adjustment for fuel used by the Contractor during the month "i."

$F_i$  = Total gallons calculated as being used during the month.

$P_i$  = Average price for fuel prevailing during month "i."

$P_b$  = Average price for fuel prevailing during the month "b" when bids were received on this Contract.

When fuel prices have increased between month of bid and month of this progress estimate:

$$A_i = F_i (P_i - 1.05 P_b) \text{ during a period of increasing prices.}$$

$A_i$  = Total dollar amount - positive or negative - of the cost adjustment for fuel used by the Contractor during the month "i."

$F_i$  = Total gallons calculated as being used during the month.

$P_i$  = Average price for fuel prevailing during month "i."

$P_b$  = Average price for fuel prevailing during the month "b" when bids were received on this Contract.

Payment will be made on the current progress estimate to reflect the index difference at the time Work was performed.

## GENERAL PROVISIONS

Adjustments will be paid or charged to the Prime Contractor only. Any Contractor receiving an adjustment under this provision shall distribute the proper proportional part of such adjustment to subcontractors who perform applicable Work.

Refer to the “Fuel Adjustment Calculation” table provided in the Special Provisions of the Contract Documents. Only those pay items listed on this table will be eligible for adjustment.

### **9-2.1.2 Bituminous Material DELETE AND INSERT THE FOLLOWING:**

Department will adjust the Bid unit price for bituminous material, excluding cutback and emulsified asphalt to reflect increases or decreases in the Asphalt Price Index (API) of bituminous material from that in effect during the month in which bids were received.

Bituminous adjustments will be made only when the current API (CAPI) varies by more than 5% of the API prevailing in the month when bids were received (BAPI), and then only on the portion that exceeds 5%.

The Department will determine the API for each month by averaging quotations in effect on the first day of the month at all terminals that could reasonably be expected to furnish bituminous material to projects in the State of Florida.

The API will be available on the Construction Office website before the 15<sup>th</sup> of each month at the following URL: <https://www.fdot.gov/construction/fuel-bit/fuel-bit.shtm>.

Refer to the “Liquid Asphalt Calculation” table provided in the Special Provisions of the Contract Documents.

### **9-2.1.3 Steel Materials: Guardrail, Rebar and Prestressing Strand, Handrail, Structural Steel, Steel Sheetpiling, and Sign Structures and Mast Arms ADD THE FOLLOWING:**

Department will adjust the Bid unit price for steel to reflect increases or decreases in the Material Price Adjustment Steel (MPAS) from that in effect during the month in which bids were received.

Steel material adjustments will be made only when the current MPAS (CMPAS) varies by more than 5% of the MPAS prevailing in the month when bids were received (BMPAS), and then only on the portion that exceeds 5%.

The Department will determine the MPAS for each month by averaging quotations in effect on the first day of the month at all terminals that could reasonably be expected to furnish steel materials to projects in the State of Florida.

The MPAS will be available on the Construction Office website before the 15<sup>th</sup> of each month at the following URL: <https://www.fdot.gov/construction/material-price-adjustment>

Refer to the “Steel Materials Adjustment Calculation” table provided in the Special Provisions of the Contract Documents. Only those pay items listed on this table will be eligible for adjustment.

## **GENERAL PROVISIONS**

### **9-2.1.4 Aluminum, PVC, and Copper ADD THE FOLLOWING:**

Department will adjust the Bid unit price for aluminum, PVC, and copper to reflect increases or decreases in the Material Price Adjustment Aluminum (MPAA), Material Price Adjustment PVC (MPAP) and/or Material Price Adjustment Copper (MPAC) from that in effect during the month in which bids were received.

Aluminum, PVC, and copper adjustments will be made only when the current monthly material price index (IMP) for aluminum, PVC and/or copper varies by more than 5% of the price index prevailing in the month when bids were received (BMP), and then only on the portion that exceeds 5%.

The Department will determine the IMP for each month by averaging quotations in effect on the first day of the month at all terminals that could reasonably be expected to furnish aluminum, PVC, and copper material to projects in the State of Florida.

The IMP will be available on the Construction Office website before the 15<sup>th</sup> of each month at the following URL: <https://www.fdot.gov/construction/material-price-adjustment>

Refer to the “Aluminum Adjustment Calculation”, “PVC Adjustment Calculation” and “Copper Adjustment Calculation” tables provided in the Special Provisions of the Contract Documents. Only those pay items listed on these tables will be eligible for adjustment.

### **9-3 Compensation for Altered Quantities**

#### **9-3.1 General ADD THE FOLLOWING TO THE END OF THIS ARTICLE:**

The Contractor is advised that all items may be increased, decreased or deleted from the Contract, as directed by the Engineer. Whenever change or combination of changes in the Plans results in total elimination or substitution of any item included in the original Contract quantities, no allowance will be made for any loss of anticipated profits because of these changes, decreases or deletions of items.

The Contractor’s attention is called to the fact that the quotations for the various items of Work are intended to establish a total price for completing the Work in its entirety. The unit prices for the items of Work shall include the cost of all labor, Materials, Equipment, transportation, fuel and all other items incidental to or necessary for the completion of the item of Work.

Should the Contractor feel that the cost for any item of Work has not been established by the Bid Form or Basis of Payment, he shall include the cost for that Work in some other applicable Bid item, so that his Proposal for the project does reflect his total price for completing the Work in its entirety.

#### **9-3.2.1 Error in Plan Quantity DELETE IN ITS ENTIRETY**

# GENERAL PROVISIONS

## 9-5 Partial Payments

### 9-5.1 General DELETE AND INSERT THE FOLLOWING:

The Contractor will receive partial payments on monthly estimates, based on the amount of Work done or completed (including delivery of certain Materials, as specified herein below). The monthly payments shall be approximate only, and all partial estimates and payments shall be subject to correction in the subsequent estimates and the final estimate and payment.

The amount of such payments shall be the total value of the Work done to the date of the estimate, based on the quantities and the unit prices for all Work performed, less an amount retained and less payments previously made. Except as specified herein, the amount retained shall be 5% of the value of Work completed. This retainage may be reduced to 2.5% of Contract amount at the discretion of the Engineer when the total amount of partial payments exceeds 95% of the Contract amount.

The amount retained on water and sewer construction and adjustments included in the Contract shall be 5% of the monthly estimates until the Work is approved by the permitting agency. The retainage after approval/acceptance by the agency shall be in accordance with 9-5.1.

For contracts in which the amount for landscaping items constitute 50% or more of the original Contract amount, 5% of the value of Work completed shall be retained until the end of the 90-day establishment period for landscaping items or until final acceptance of the Work; whichever occurs last.

Contract amount is defined as the original Contract amount as adjusted by approved Supplemental Agreements.

### 9-5.5 Partial Payments for Delivery of Certain Materials

#### 9-5.5.1 General ADD THE FOLLOWING TO THE END OF THIS ARTICLE:

(7) Common Carrier Freight Rates. No adjustments shall be made for change in common carrier rates.

#### 9-5.5.2 Partial Payment Amounts DELETE AND INSERT THE FOLLOWING:

Contract amount is defined as the original Contract amount as adjusted by approved Supplemental Agreements.

The following partial payment restrictions apply:

(1) Partial payments for structural steel and precast prestressed items will not exceed 85% of the Bid price for the item. Partial payments for all other items will not exceed 75% of the Bid price of the item in which the material is to be used.

## **GENERAL PROVISIONS**

(2) Partial payment will not be made for aggregate and base course material received after paving or base construction operations begin except when a construction sequence designated by the Department requires suspension of paving and base construction after the initial paving operations, partial payments will be reinstated until the paving and base construction resumes.

### **9-9 Interest Due on Delayed Payments DELETE IN ITS ENTIRETY**

### **9-11 Change Order Approvals ADD THE FOLLOWING ARTICLE:**

Change Orders shall be approved in accordance with existing Department policy per Resolution #R89-633 dated April 4, 1989 and the current PPM #CWF-050.

Department reserves the right to increase or decrease any of the unit quantities as necessary to complete the Work contracted. Such increases or decreases may be authorized by the Department's Engineer at the unit price(s) as Bid.

### **END OF SECTION**

## **SECTION 102 MAINTENANCE OF TRAFFIC**

### **102-1 Description ADD THE FOLLOWING AT THE END OF THIS ARTICLE:**

All existing signs are the property of the Department. The Contractor shall stockpile the above mentioned signs and contact Traffic Operations (sign supervisor) at 233-3900 for pick-up. Signs must be kept in good condition or be responsible for reimbursement to Palm Beach County Traffic Division.

This section shall be governed by the following standards:

1. Florida Department of Transportation (FDOT) "Standard Specifications for Road and Bridge Construction"
2. "Manual on Uniform Traffic Control Devices for Streets and Highways" (MUTCD)
3. Florida Department of Transportation "Design Standards"
4. Florida Department of Transportation "Plans Preparation Manual"
5. "Manual of Uniform Minimum Standards for Design, Construction and Maintenance of Streets and Highways"

In addition to the above Specifications, the following shall also apply:

## GENERAL PROVISIONS

### Barricades, Lights and Cones

1. All barricades shall be maintained daily.
2. All Type III barricades shall have one Type A flashing light on each barricade. When extremely hazardous conditions exist, two Type B flashing lights shall be used. Extremely hazardous conditions shall be determined by Palm Beach County Engineering Traffic Division. Drums, Type II barricades and barrier walls shall have one Type C steady burning light.

### Flag Person and Vests

1. The flagger shall be trained in the proper manner as set forth in the MUTCD and certified as per Section 102 FDOT Specifications for Road and Bridge Construction. Each flagger shall have a certification card with them when flagging. Certification cards shall have the flagger's name, date of certification and expiration date.
  - If the person flagging traffic does not have the Certification, or the name is not on the list of approved flaggers, the flagger shall be replaced immediately with a certified flagger. There will be no lane closure until that time.
  - At the pre-construction meeting, the contractor may submit a list of certified flaggers. This list must include the same information as the flagger(s)' certification card(s).
2. All construction personnel shall wear a retro-reflective orange or strong yellow/green vest/garment during daytime or nighttime operations when working within the Right-of-Way (Class 2 or 3 per MUTCD).
  - A. Ensure that these vest/garments be worn whenever workers are within the Right-of-Way. Workers operating machinery or Equipment in which loose clothing could become entangled during operation are exempt from this requirement. Such exempt workers will be required to wear orange shirts or jackets.
  - B. Require Contractor personnel to wear retro-reflective orange or strong yellow/green vest/garment during daytime or nighttime operations.
  - C. Replace faded vest/garments, as determined by the Inspector.

### Flashing Arrow Boards

1. Flashing arrow boards shall be used on any four (4) lane or larger Roadway where traffic is being channelized or diverted, or as directed by the Palm Beach County Traffic Engineering Department. Flashing arrow boards shall conform with Section 6F-56 MUTCD /Type B or C only. Solar arrow boards shall be used.

### Traffic Signals



## GENERAL PROVISIONS

1. A minimum of seventy-two hours notice must be given to Traffic Division (684-4030) prior to Work requiring the realigning of traffic signals.
2. The Department will charge for traffic signals to be realigned to accommodate MOT.
3. No material shall be disturbed within 6' of a traffic pole or within the specified distance of a guy wire and anchor to a depth greater than 2' as shown in Figure 1 in the General Provisions unless approved by and coordinated with Palm Beach County Traffic Operations. Contact Traffic Operations at (561) 233-3900, 24 hours in advance of any excavation. Failure to comply with the above shall result in the prime contractor incurring all costs incurred as a result of damage to the traffic signal installation. These costs shall be paid 30 days from date of invoice or the following pay estimate will be withheld until payment is made or the cost may be deducted from the pay estimate.
4. Line locates will be given. However, a twenty-four hours' notice must be given. If new traffic poles are to be installed it shall be the contractor's responsibility to provide final stabilized grade within 4"-6" along with Right-of-Way locations at the intersection.

The contractor shall have a 2-hour window for their change-over that is 1 hour before and one hour after the scheduled change-over time. After that the contractor shall be responsible for all cost incurred for the Delay.

### 102-1.1 General

1. Contractor shall keep sufficient cold patch asphalt on the job site to fill pot-holes and to perform other minor pavement maintenance as needed.
2. All Highway Equipment shall have a Slow Moving Vehicle sign with either a flasher or a beacon operating when the Equipment is operating.
3. During peak hours 7:00 A.M. to 9:00 A.M. and 3:00 P.M. to 7:00 P.M. left turn and through lanes shall not be blocked without permission from the Traffic Engineer.
4. Any manholes/valves in the travel way shall have 50" width of asphalt extending from the edge for every 1" inch of height.

### Pedestrians

1. When pedestrian movement through or around a worksite is necessary, the Contractor shall provide a separate, safe footpath without abrupt changes in grade or terrain.
  - If one (1) or two (2) pedestrian ways are provided (exist) prior to the start of a project, only one (1) has to be maintained.
2. Places where pedestrians are judged especially vulnerable to impact by vehicles, all foot traffic should be separated and protected by longitudinal positive barrier systems.

## GENERAL PROVISIONS

3. Pedestrian detours are not to exceed 300 feet from the closure to a signalized or Palm Beach County approved alternative crossing location. The Contractor is to provide a safe and reasonable alternate route including pedestrian detours, diversions and flaggers to assist pedestrians around the work area when applicable.
4. Sidewalks within school zones/areas shall be maintained during morning start and afternoon dismissal times unless otherwise approved by the Engineer. Otherwise, direct detours shall be provided such that students will not be diverted for more than 100 feet. Temporary guarded crossings provided by the Contractor shall be utilized when needed.

### **102-3.2 Worksite Traffic Supervisor ADD THE FOLLOWING AT THE END OF THIS ARTICLE:**

Certification must be through American Traffic Safety Services Association (ATSSA) or FDOT approved Advanced Maintenance of Traffic course certification.

### **102-4 Temporary Traffic Control Plan. (TTCP) DELETE IN ITS ENTIRETY AND INSERT THE FOLLOWING:**

The Temporary Traffic Control Plan (TTCP) for traffic control around or through work sites should be developed with safety receiving a high priority. The TTCP should include protection at work sites when Work is in progress and when operations have been halted (such as during the night) or from the time Work is completed until the final. Provisions for the protection of work crews, traffic control personnel, pedestrians, and motorists shall be included.

The temporary traffic control plan shall include the following:

TTCP to be prepared and signed by the Work Site Traffic Supervisor as certified by the American Traffic Safety Services Association or FDOT approved Advanced Maintenance of Traffic course or a Professional Engineer.

1. A copy of the signer's certification, contractor's name, and 24 hour phone number of the work site traffic supervisor shall be on the TTCP.
2. The TTCP shall include: north arrow; drawn by; lane usage; type and location of all signs, lights, barricades, striping, barriers, traffic signals; all side-streets; change-overs; sidewalks; Retro-reflective Pavement Markers (RPM); pavement markings; school zones; crosswalks; Palm Tran bus stop and railroad crossings.
3. Plans may be drawn to scale; however, dimensions shall be shown. Plans that are not drawn to scale must be drawn proportionately and include all areas that will be within the temporary traffic control including signalized and unsignalized intersections. Plans must be legible, easily read and include all lane usage and current geometrics.
4. Variable Message Sign (VMS) and the messages.

## GENERAL PROVISIONS

- a. Road Closures – VMS boards shall be installed 10 days prior to Work beginning until 10 days after Work completion. If the Road closer is on a thoroughfare Road then the VMS board shall be installed for the entire Contract Time.
  - b. Traffic Shifts – VMS boards shall be installed 7 Working Days prior to Work until 7 Working Days after Work completion.
5. Location and geometry for transitions, detours, and diversions (includes buffer space and taper length).
  6. No change-overs are allowed on Monday or Friday, the day before a Holiday or during AM or PM peak traffic, and are discouraged at signalized intersections.
  7. All Plans shall be submitted through the Palm Beach County Construction Coordination Division.
  8. Lane closures in front of schools shall avoid disruption to school traffic during school arrival and dismissal times.
  9. The Contractor shall comply with the current MUTCD and FDOT Standard Plan Index 102 series and Palm Beach County Standards for all MOT.
  10. The Contractor shall provide MOT for each phase of construction within 60 days of phase implementation.
  11. Supporting calculations shall be provided for all proposed horizontal curves.

### The TTCP approval is as follows:

- A. 1 to 14 days for most Plans
- B. 14 days when a signal or flasher is involved.
- C. 15 days for a traffic switch or for Road closures

Time may vary based on the complexity of the TTCP Consideration should be given to these time frames when scheduling the Work.

Palm Beach County Traffic Engineering Division will handle all news releases, notifying police, fire, etc.

The TTCP is good for 60 days. If the TTCP has not been implemented by then, a new approval will be required.

TTCP must have dates and times of operation requested.

## **GENERAL PROVISIONS**

In no case may the contractor begin Work until the TTCP has been approved in writing by the Palm Beach County Traffic Engineering Division. Field modifications may be made with the approval of a representative of the Palm Beach County Traffic Engineering or Construction Coordination Divisions. Failure to comply with the above may result in permanent reduction of the pay item of "Maintenance of Traffic" on a prorated basis or \$1,000.00 per day, whichever is higher.

Cost for Temporary Traffic Control Plans shall be made on a Lump Sum basis, and shall include all the above requirements.

Cost for Temporary Traffic Control Plans shall be included in Maintenance of Traffic items and shall include all of the above requirements.

### **102-5.4 Crossings and Intersections DELETE AND INSERT THE FOLLOWING:**

Provide and maintain adequate accommodations for intersecting and crossing traffic. Do not block or unduly restrict any Road or Street unless approved by the Engineer. Maintain all existing actuated or traffic responsive mode signal operations for main and side Street movements for the duration of the Contract. (See 102-7.1)

### **102-5.7 Flagger DELETE AND INSERT THE FOLLOWING:**

Provide trained flaggers in accordance with FDOT and MUTCD requirements.

### **102-6.2 Construction DELETE AND INSERT THE FOLLOWING:**

Plan, construct, and maintain detours for the safe passage of traffic (both vehicular and pedestrian) in all conditions of weather. Provide the detour, to the Department, with all facilities necessary to meet this requirement.

### **102-6.6 Operation of Existing Movable Bridges DELETE IN ITS ENTIRETY**

### **102-7 Traffic Control Officer DELETE AND INSERT THE FOLLOWING:**

Provide uniformed law enforcement officers, including marked law enforcement vehicles, to assist in controlling and directing traffic in the work zone, when the following types of Work are necessary on projects:

1. Traffic control in a signalized intersection when signals are overridden.
2. When Standard Index No. 102-619 is used on Interstate at nighttime and required by the Plans.
3. When Standard Plans, Index 102-655 Traffic Pacing is called for in the Plans or approved by the Department.

## **GENERAL PROVISIONS**

4. During the night time milling or paving, if the lane adjacent to the Work area is open to traffic, the Traffic Control Officer shall be present with flashing lights, operating on their vehicle.
5. As required by the Engineer.
6. Provide uniformed laws enforcement officers, including marked law enforcement vehicles, to assist in controlling and directing traffic through the work zone, when authorized and/or directed by the Engineer, and for purposes not covered under the requirements of the Temporary Traffic Control Plans. The Contractor shall make a request for the use of this item in writing to Construction Coordination Division. The request will be reviewed and responded to in writing. The Contractor shall supply a breakdown of police activity for every 4 hour period.

### **ADD THE FOLLOWING SUBARTICLE:**

#### **102-9.9.1 Portable Changeable (Variable) Message Sign (PCMS) (Non-MOT)**

Furnish VMS board in accordance with 102-9.12, when authorized and/or directed by the Engineer, and for purposes not covered under the requirements of the TTCP.

#### **102-9.14 Radar Speed Display Unit (RSDU) DELETE IN ITS ENTIRETY**

#### **102-9.15 Temporary Signalization and Maintenance DELETE IN ITS ENTIRETY**

#### **102-9.16 Temporary Traffic Detection and Maintenance DELETE IN ITS ENTIRETY**

#### **102-10 Work Zone Pavement Marking DELETE AND INSERT THE FOLLOWING:**

1. All temporary pavement markings shall be done in a professional manner without weaves and/or bows. No over-painting shall be allowed.
2. Temporary RPM's shall be installed at an 1 inch offset to lane lines, skips, gore or crosshatched area within the work zone. The spacing shall be 40 feet on tangent section and 20 feet on transitions and curves (including edge lines). Damaged or missing R.P.M.'s shall be replaced on a daily basis. The RPM's shall have a maximum width of 5 inches and a maximum height of 0.75 inch. The minimum area of each reflective face shall be 3.50 square inches. RPM's shall be bonded to the pavement or concrete with epoxy, alkyd thermoplastic or bituminous adhesive.
3. Temporary pavement markings shall be applied to the intermediate asphalt course, and shall consist of foil-backed tape, or paint meeting both State and Department Specifications.
4. Temporary pavement markings shall also be applied to the final asphalt course unless otherwise directed by the Department. All final course pavement markings shall consist of foil-backed tape. The temporary pavement markings shall be installed in accordance with the typicals in the General Provisions.

## GENERAL PROVISIONS

5. All temporary tape skip-line pavement markings shall be at least four (4) feet in length with a maximum gap of thirty-six (36) feet. A two (2) foot stripe with a maximum gap of eighteen (18) feet may be used for Roadways with severe curvature, or as directed by the Department.
6. All painted lines shall conform to size and color requirements of the MUTCD, Part III. The thickness shall not be less than fifteen (15) mils with six (6) to six and one quarter (6 ¼) pounds of beads per gallon of paint. Both shall be applied uniformly. All painted lines shall be refurbished if at any time the reflectivity falls below 150 mini-candles. A normal width line is 6" paint or tape.
7. Black-out shall not be used to obliterate pavement markings. Existing pavement markings that conflict with temporary work zone delineation shall be removed by any method approved by the Engineer.
8. If a school zone exists, it must be maintained including crosswalks, school messages and signs.
9. It shall be the contractor's responsibility to adjust existing signing, add new signing, and remove or add pavement marking on approaches to the project.
10. The last temporary pavement markings for the project's final condition shall be incidental to the Maintenance of Traffic item. They shall be placed in the location of the future permanent pavement markings.

**102-10.1 Description DELETE THE LAST PARAGRAPH IN ITS ENTIRETY**

**102-10.2 Painted Pavement Markings DELETE IN ITS ENTIRETY**

**102-10.3 Removable Tape DELETE IN ITS ENTIRETY**

**102-10.3.1 General DELETE IN ITS ENTIRETY**

**102-10.3.2 Application DELETE IN ITS ENTIRETY**

**102-10.3.3 Retro-reflectivity DELETE IN ITS ENTIRETY**

**102-10.3.4 Removability DELETE IN ITS ENTIRETY**

**102-10.4 Temporary Raised Pavement Markers DELETE AND INSERT THE FOLLOWING:**

Apply all markers in accordance with Palm Beach County Typical T-P-21, or as otherwise revised.

**102-11 Method of Measurement**

## **GENERAL PROVISIONS**

### **102-11.1 General DELETE AND INSERT THE FOLLOWING:**

Devices installed/used on the project on any Calendar Day or portion thereof, within the allowable Contract Time, including time extensions which may be granted, will be paid for at the Contract unit price MOT, Lump Sum and shall include all items required to implement the approved Temporary Traffic Control Plan (TTCP).

Unless otherwise specified, all devices / items specified in 102-11 shall be incidental to the pay item: MOT, on a Lump Sum basis.

### **ADD THE FOLLOWING SUBARTICLE:**

#### **102-11.2.1 Traffic Control Officers (Non-MOT)**

The quantity to be paid for will be at a unit price per hour (4 hour minimum) for the actual number of officers certified to be on the project site, including any law enforcement vehicle(s).

Payment will be made only for those traffic control officers not incidental to the TTCP requirements and when authorized by the Engineer under the pay item: Traffic Control Officers (Non-MOT) per hour.

### **102-11.3 Special Detours DELETE IN ITS ENTIRETY**

### **ADD THE FOLLOWING SUBARTICLE:**

#### **102-11.15.1 Changeable (Variable) Message Sign (NON-MOT)**

The quantity to be paid for will be the number of changeable (variable) message signs certified as installed/used on the project when directed by the Engineer and not a requirement of the TTCP.

Payment will be made for each Changeable (Variable) message sign that is used during the Contract period under the pay item Changeable (Variable) Message Sign (Non-MOT) per each per day.

### **102-11.18 Temporary Signalization and Maintenance DELETE IN ITS ENTIRETY**

### **102-11.19 Temporary Traffic Detection and Maintenance DELETE IN ITS ENTIRETY**

### **102-11.20 Work Zone Pavement Markings DELETE AND INSERT THE FOLLOWING:**

The quantities, furnished and installed shall be those that are required for the project and shall be incidental to MOT, Lump Sum.

### **102-12.1 Submittal Instructions DELETE IN ITS ENTIRETY**

### **102-12.2 Contractor's Certification of Quantities DELETE AND INSERT THE FOLLOWING:**

## **GENERAL PROVISIONS**

When requested by the Department, Contractor shall submit a certification of the material used.

Ensure that the certification consists of the following: Project Number, Certification Number, Certification Date and the period that the certification represents.

### **102-13 Basis of Payment**

#### **102-13.1 Maintenance of Traffic (General Work) DELETE AND INSERT THE FOLLOWING:**

When an item of Work is included in the Proposal, price and payment will be full compensation for all Work and costs specified under this Section except as may be specifically covered for payment under other items. Maintenance of Traffic (General Work) shall also include all items required to implement the approved Temporary Traffic Control Plans (TTCP).

Unless otherwise specified, all devices / items specified in 102-13 shall be incidental to the pay item: MOT, on a Lump Sum basis.

#### **INSERT THE FOLLOWING SUBARTICLE:**

##### **102-13.2.1 Traffic Control Officers (Non-MOT)**

Price and payment will be full compensation for the services of the traffic control officers for instances when directed by the Engineer and not a requirement of the TTCP.

##### **102-13.3 Special Detours DELETE IN ITS ENTIRETY**

#### **INSERT THE FOLLOWING SUBARTICLE:**

##### **102-13.15.1 Changeable (Variable) Message Sign (NON-MOT)**

Price and payment will be full compensation for furnishing, installing, operating, relocating, maintaining and removing changeable message signs when directed by the Engineer and not a requirement of the TTCP.

##### **102-13.20 Temporary Raised Rumble Strips DELETE IN ITS ENTIRETY**

##### **102-13.21 Temporary Lane Separator DELETE IN ITS ENTIRETY**

##### **102-13.22 Temporary Signals for Lane Closures DELETE IN ITS ENTIRETY**

##### **102-13.23 Temporary Highway Lighting DELETE IN ITS ENTIRETY**

##### **102-13.24 Pedestrian or Bicycle Special Detours DELETE IN ITS ENTIRETY**

##### **102-13.25 Type III Barricades DELETE IN ITS ENTIRETY**

##### **102-13.26 Payment Items DELETE AND INSERT THE FOLLOWING:**



## GENERAL PROVISIONS

Payment will be made under:

Item No. 102- 1- Maintenance of Traffic - lump sum.

Item No. 102- 14-1 Traffic Control Officers (Non-MOT) - per hour.

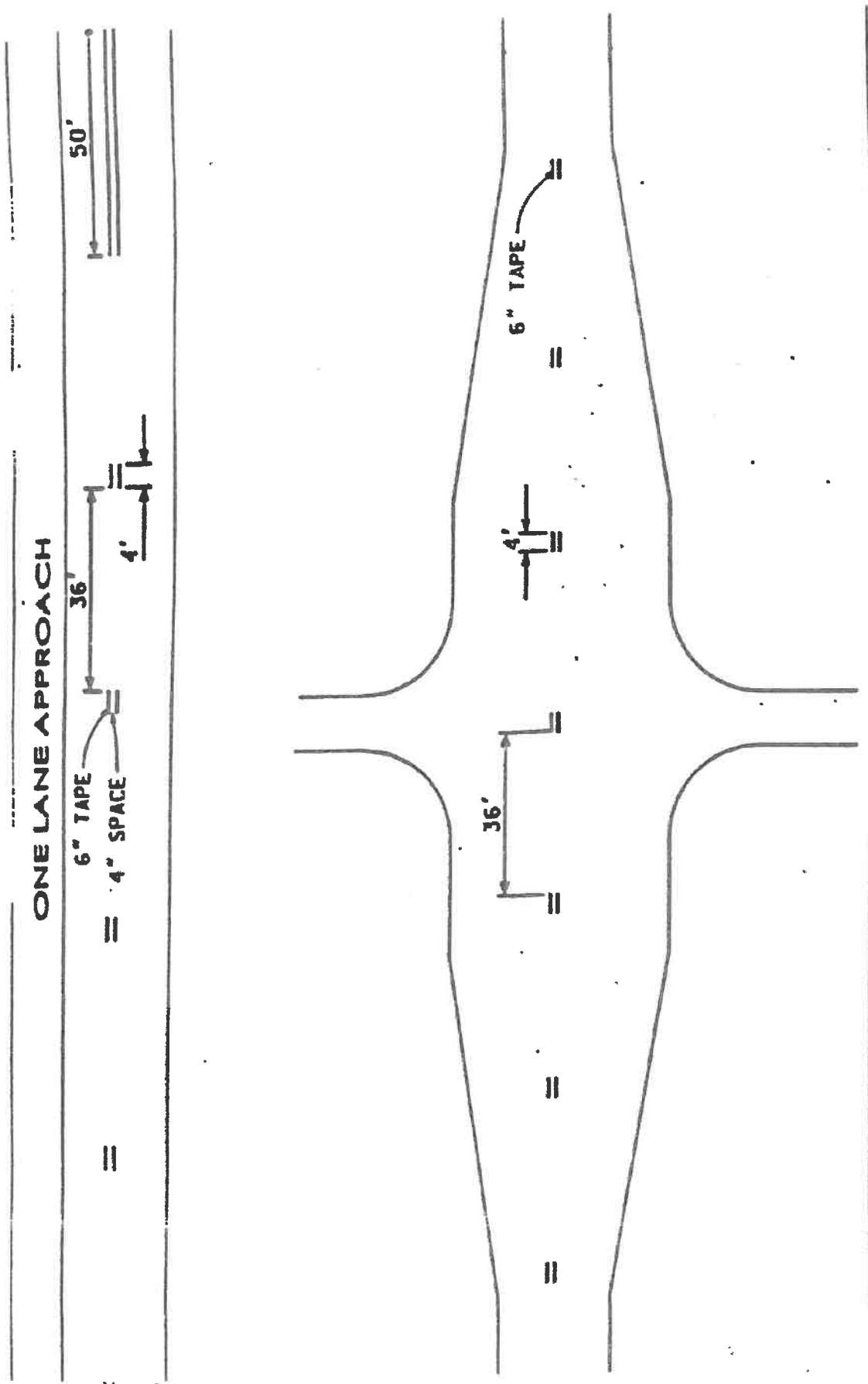
Item No. 102- 99-1 Changeable (Variable) Message Sign (Non-MOT) - per each per day.

### **105-1.2.3 Notification of Placing Order DELETE AND INSERT THE FOLLOWING:**

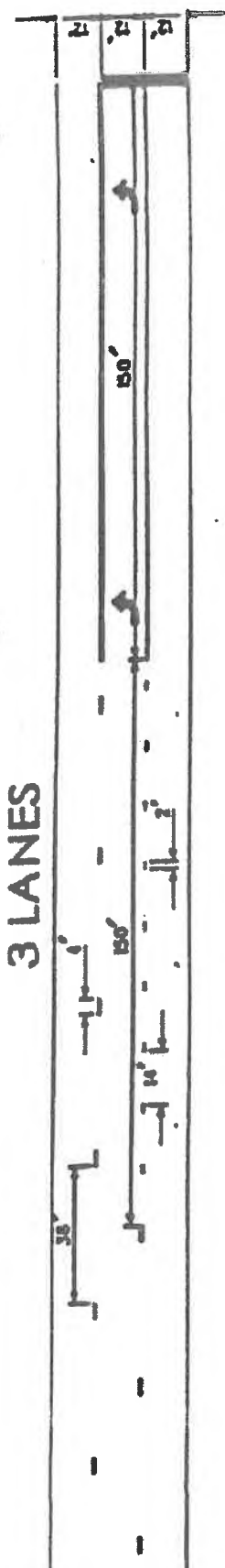
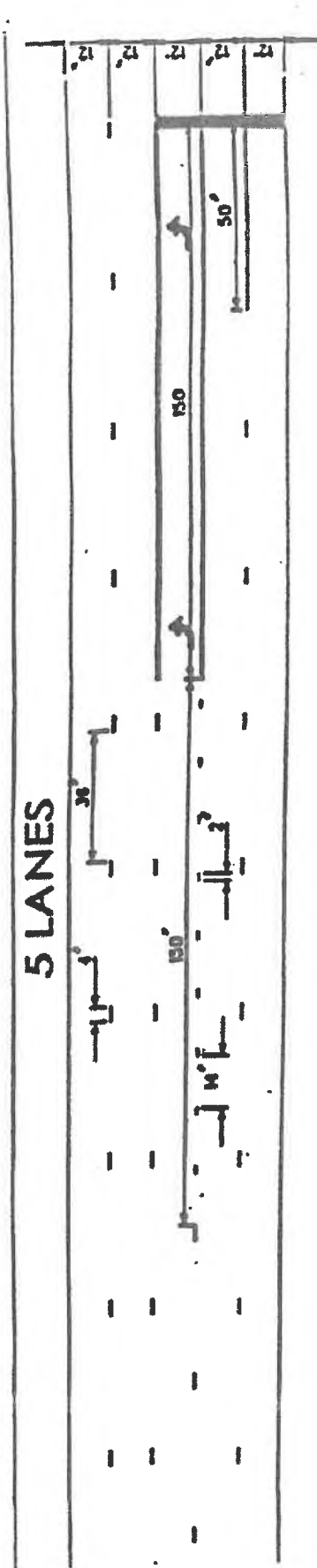
Order materials sufficiently in advance of their incorporation in the work to allow time for sampling, testing and inspection. Notify the Engineer prior to placing orders for materials.

Submit to the Engineer a fabrication schedule for all items requiring commercial inspection at least 30 days before beginning fabrication. Items requiring commercial inspection will be identified in the Plans, Proposal, Special Provisions, Supplemental Specifications, or Technical Special Provisions of the Contract Documents. These items can include steel bridge components, moveable bridge components, pedestrian bridges, castings, forgings structures erected either partially or completely over the travelled roadway or mounted on bridges as overhead traffic signs (some of these may be further classified as cantilevered, overhead trusses, or monotubes) or any other item identified as an item requiring commercial inspection in the Contract Documents.

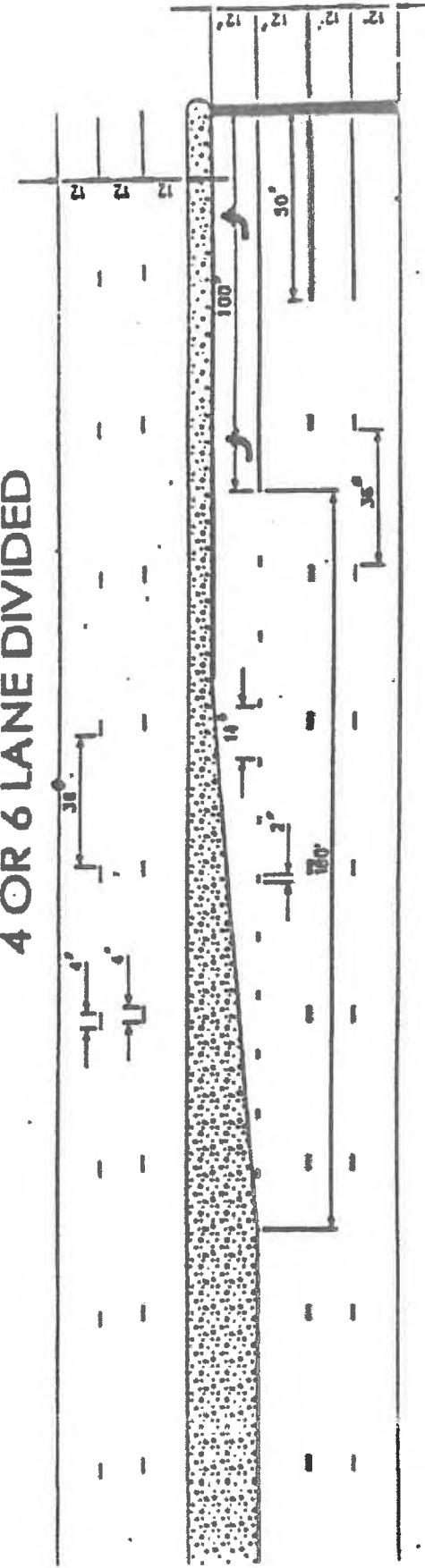
# GENERAL PROVISIONS



# GENERAL PROVISIONS

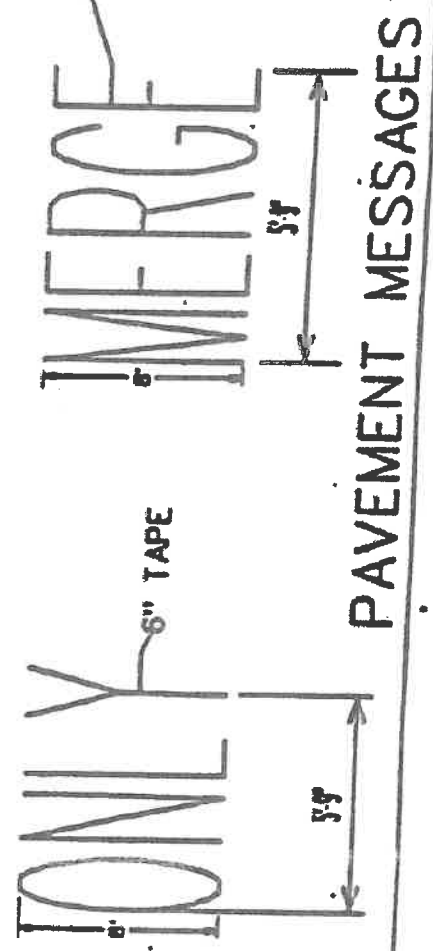
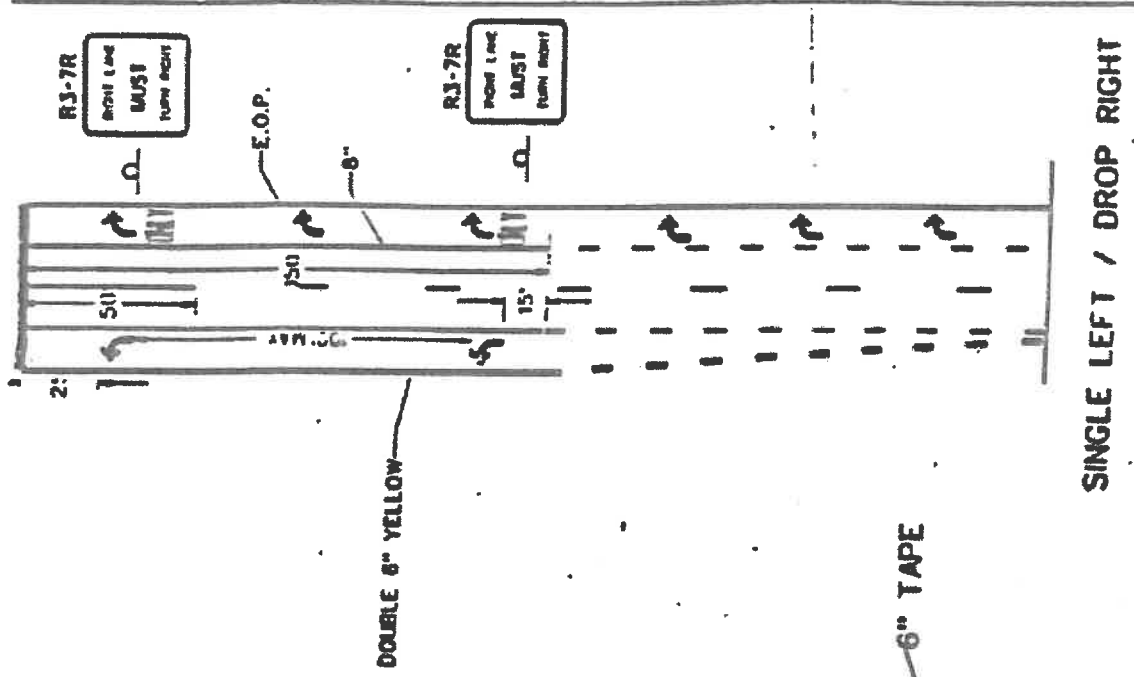
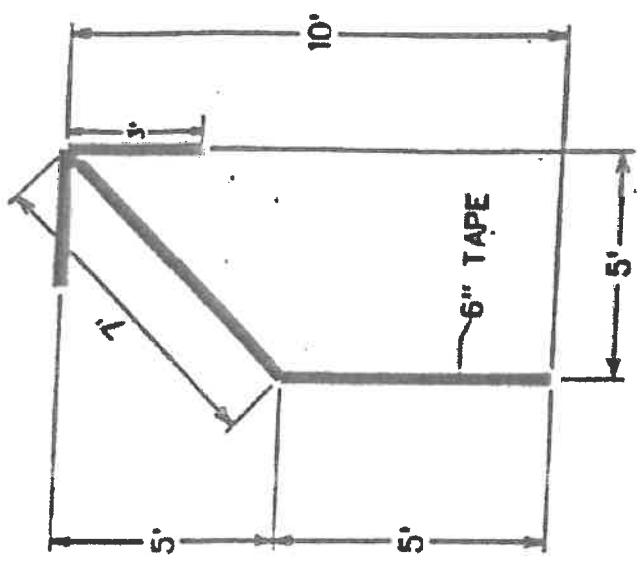


## 4 OR 6 LANE DIVIDED



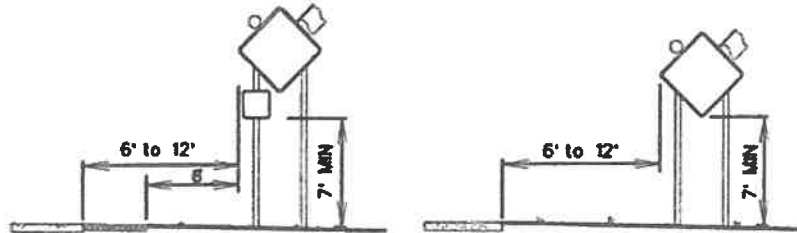
GENERAL PROVISIONS

PAVEMENT ARROW



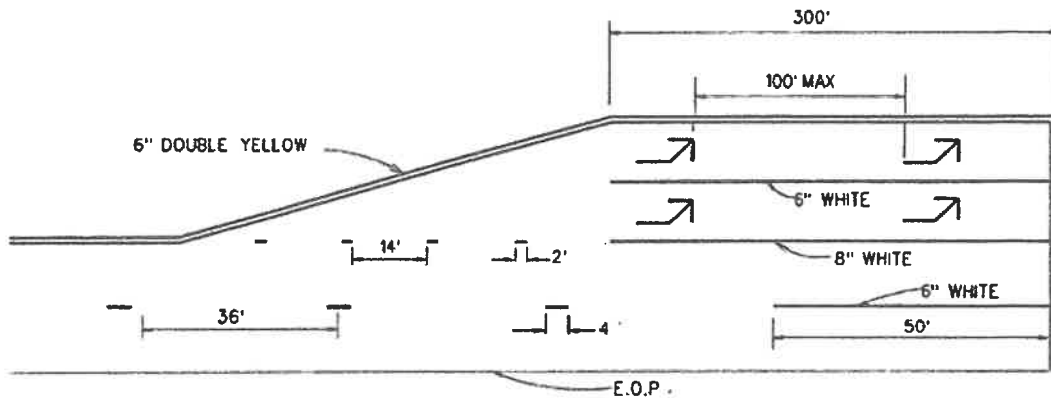
## GENERAL PROVISIONS

### SIGNING FOR LONG TERM STATIONARY PROJECTS



- 1.) If a separator is to be signed it shall be a minimum of 6 feet wide. The signs shall be erected in such a way that they also conform with the 7 foot minimum.
- 2.) Other types of operation may be able to use the standard tri-pod or FDOT approved portable traffic control device as long as there is a minimum of 1 foot from the bottom of the sign to the ground.

### DUAL LEFTS



# GENERAL PROVISIONS

## RESTRICTED EXCAVATION AREAS AROUND TRAFFIC SIGNAL POLES

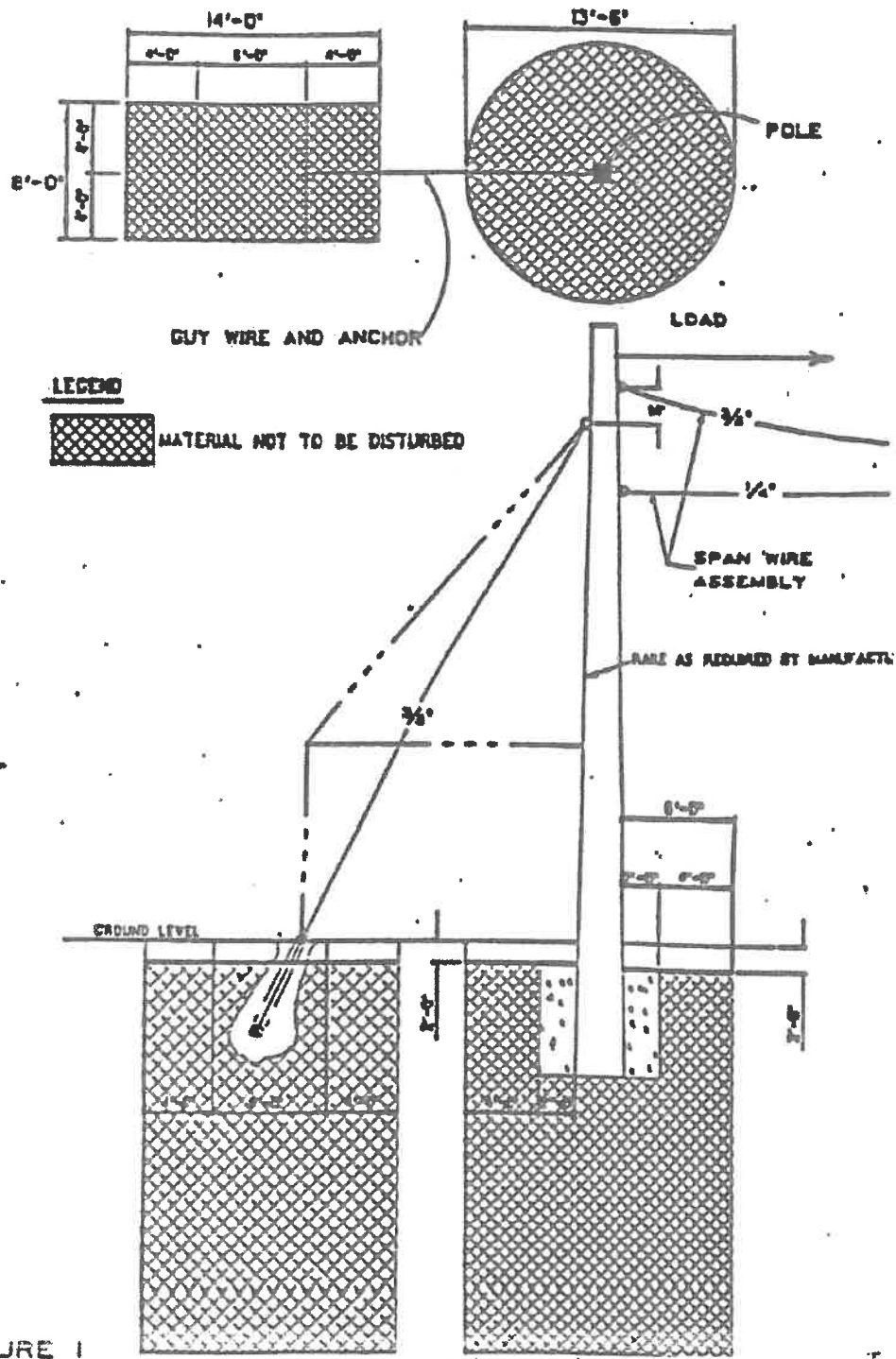


FIGURE 1

END OF SECTION

## **GENERAL PROVISIONS**

### **SECTION 300 PRIME AND TACK COATS**

#### **300-2.3 Tack Coat DELETE AND SUBSTITUTE THE FOLLOWING:**

Unless the Contract Documents call for a specific type or grade of tack coat, use RA-500 meeting the requirements of 916-2, heated to a temperature of 250 to 300°F or undiluted Emulsified Asphalt Grades RS-1h, RS-2, CRS-1h, or NTSS-1hm meeting the requirements of 916-4. Heat RS-1h, RS-2, CRS-1h and NTSS-1hm to a temperature of 150 to 180°F. The Contractor may use RS-1h modified to include up to 3% naphtha to improve handling of the material during the winter months or at any other time, as approved by the Engineer.

For night paving, use RA-500 tack coat. The Engineer may approve RS-1h, RS-2, CRS-1h, or NTSS-1hm for night paving if the Contractor demonstrates, at the time of use, that the emulsion will break to allow paving in a timely manner and not affect the progress of the paving operation.

#### **300-9 Method of Measurement DELETE AND SUBSTITUTE THE FOLLOWING:**

No separate measurement shall be made for prime coat and tack coat material.

#### **300-10 Basis of Payment DELETE AND SUBSTITUTE THE FOLLOWING:**

No separate payment will be made for prime coat and tack coat material but the cost of same, including heating, hauling and applying (including sand or screening covering where required), shall be included in the Contract unit price per square yard for base or pavement courses, respectfully.

There is no direct payment for the Work specified in this Section, it is incidental to, and is to be included in the other items of related Work.

### **END OF SECTION**

### **SECTION 330A HOT BITUMINOUS MIXTURES – GENERAL CONSTRUCTION REQUIREMENTS**

#### **SECTION 330A IS ADDED TO THIS SPECIFICATION**

##### **330A-1 Description**

This Section specifies the general construction requirements for all plant-mixed hot bituminous pavements and bases. (More specific requirements pertaining to hot bituminous base and base widening construction are contained in Section 280.) This Section also includes the method of determination of the thickness of pavement to be paid for, when payment is on a square yard basis.

## **GENERAL PROVISIONS**

### **330A-2 Substitution of Types of Hot Bituminous Mixtures**

Except for Asphaltic Concrete Friction Courses and other wearing surfaces, the Contractor will be allowed the option of substituting certain types of hot bituminous mixtures as follows:

- (1) Type S-I Asphaltic Concrete may be substituted for any other type of mixture where the rate of application is specified to be not less than 75 lbs. per square yard.
- (2) Type III Asphaltic Concrete may be substituted for Type n Asphaltic Concrete or Sand-Asphalt Hot Mix and Type II Asphaltic Concrete may be substituted for Sand-Asphalt Hot Mix.

In each case, the stability of the substituted mixture shall be at least as high as that of the mixture specified, and any substitution made shall be at no additional cost to the Department over that which would have accrued had the specified mixture been used.

### **330A-3 Limitations of Operations**

#### **330A-3.1 Weather Limitations**

Plant operations shall not begin unless all weather conditions are suitable for the laying operations.

#### **330A-3.2 Limitations of Laying Operations**

##### **330A-3.2.1 General**

The mixture shall be spread only when the surface, upon which it is to be laid, has been previously prepared, is intact, firm and properly cured, and is dry. Unless otherwise approved by the Engineer, no mixture shall be spread that cannot be finished and compacted during daylight hours. Friction course shall not be placed until the adjacent shoulder area has been dressed and grassed.

##### **330A-3.2.2 Temperature**

The mixture shall be spread only when the air temperature (the temperature in the shade away from artificial heat) is 40°F and above for layers greater than one inch (100 lbs. per square yard) in thickness and 45°F and above for layers one inch (100 lbs. per square yard) or less in thickness (this includes leveling courses). No mixture shall be placed when there is evidence that the base is frozen.

##### **330A-3.2.3 Wind**

The mixture shall not be spread when the wind is blowing to such an extent that proper and adequate compaction cannot be maintained or when sand, dust, etc., are being deposited on the surface being paved, to the extent that the bond between layers will be diminished.



## **GENERAL PROVISIONS**

### **330A-4 Preparation of Asphalt Cement**

The asphalt cement shall be delivered to the asphalt plant at a temperature not to exceed 350 degrees F and the transport tanks shall be equipped with sampling and temperature sensing devices meeting the requirements of 300-3.2 and 300-3.3, respectively. The asphalt cement in storage shall be maintained within a range of 230 degrees F to 350 degrees F in advance of mixing operations. Heating within these limits shall be constant and wide fluctuations of temperature during a day's production will not be permitted.

### **330A-5 Preparation of Aggregates**

#### **330A-5.1 Stockpiles**

Each aggregate component shall be placed in an individual stockpile, which shall be separated from the adjacent stockpiles, either by space or by a system of bulkheads. The intermingling of different Materials in stockpiles shall be prevented at all times. Each stockpile, including RAP, shall be identified as shown on the Department Mix Designs.

#### **330A-5.2 Prevention of Segregation**

Stockpiles shall be formed and maintained in a manner that will prevent segregation. If a stockpile is determined to have excessive segregation, the Engineer will disapprove the material for use on the project until the appropriate action has been taken to correct the problem.

#### **330A-5.3 Blending of Aggregates**

Blending or proportioning from railroad cars will not be permitted. All aggregates shall be stockpiled prior to blending or placing in the cold hoppers. All aggregates to be blended or proportioned shall be placed in separate bins at the cold hopper and proportioned by means of securely positioned calibrated gates or other approved devices.

#### **330A-5.4 Cold Bins**

##### **330A-5.4.1 Adequacy of Bins**

The separate bin compartments of the cold aggregate feeder shall be so constructed as to prevent any spilling or leakage of aggregate from one bin to another. Each bin compartment shall be of such capacity and design as to permit a uniform flow of aggregates. All the bin compartments shall be mounted over a feeder of uniform speed, which shall deliver the specified proportions of the separate aggregates to the drier at all times. If necessary, the bins shall be equipped with vibrators to insure a uniform flow of the aggregates at all times.

##### **330A-5.4.2 Gates**

Each bin compartment shall be provided with a gate which is adjustable in a vertical direction. The gate shall be so designed that it can be held securely at any specified vertical opening. The

## **GENERAL PROVISIONS**

gates shall be equipped with a measuring device for measuring the vertical opening of the gates from a horizontal plane level with the bottom of the feeder.

### **330A-5.5 Mineral Filler**

If mineral filler is required in the mix, it shall be fed or weighed-in separately from the other aggregates.

### **330A-5.6 Heating and Drying**

The aggregates shall be heated and dried before screening. The temperature of the aggregates shall be so controlled that the temperature of the completed mixture at the plant will fall within the permissible range allowed by these Specifications.

### **330A-5.7 Screening Unit**

#### **330A-5.7.1 Oversize Aggregate**

Any oversized pieces of aggregate shall be removed by the use of a scalping screen. This oversized material shall not be returned to the stockpile for reuse unless it has been crushed and reprocessed into sizes that will pass the scalping screen.

#### **330A-5.7.2 Screening**

Unless otherwise permitted by the Engineer, the quantity of aggregates being discharged onto the screens shall not be in excess of the capacity of the screens to actually separate the aggregates into the required sizes. A maximum of ten percent plus-ten material will be permitted in the minus-ten bin. The maximum amount of minus-ten material allowed in the plus-ten bins will be determined by the Engineer, in accordance with its effect on the uniformity of the mix.

### **330A-5.8 Mixing Different Materials**

Unless written permission is obtained, coarse aggregates of different types shall not be mixed; nor shall coarse aggregates of different types be used alternately in sections less than one mile in length.

### **330A-6 Preparation of the Mixture**

#### **330A-6.1 Batch Mixing**

##### **330A-6.1.1 Aggregates**

The dried aggregates and mineral filler (if required), prepared in the manner previously described, and combined in batches to meet the job mix formula by weighing each separate bin size, shall be conveyed to the empty mixer.

# GENERAL PROVISIONS

## 330A-6.1.2 Bitumen

The hot asphalt cement, accurately measured, shall be introduced into the mixer simultaneously with, or after, the hot aggregates. Mixing shall continue until the mixture is thoroughly uniform, with all particles fully coated.

## 330A-6.1.3 Mixing Time

The mixing time shall begin when the measuring devices for both the asphalt and the aggregates indicate that all the material is in the mixer, and shall continue until the material begins to leave the mixing unit. The mixing time will vary in relation to the nature of the aggregates and the capacity of the mixer and shall be as designated by the Engineer but in no case shall it be less than 35 seconds.

## 330A-6.2 Continuous Mixing

The dried aggregates and mineral filler (if required), prepared as specified and proportioned to meet the job mix formula by volumetric measurements, shall be introduced into the mixer in synchronization with the accurate, feeding of the hot asphalt cement. The rate of flow of material to the pugmill shall be such that the maintained depth of the mix will not exceed the tips of the paddles when in the upright position. Mixing shall be sufficient to produce a thoroughly and uniformly coated mixture.

## 330A-6.3 Mixing Temperature

The ingredients of the mix shall be heated and combined in such a manner as to produce a mixture, which shall be at a temperature, when discharged from the pugmill or surge bin, within the range of 230°F to 310°F and within the tolerance shown in Table 330AA-1.

<b>Table 330A-1</b>	
<b>Temperature Tolerance From</b>	
<b>Job Mix Formula</b>	
Any Single Measurement	+/- 25°F
Average of Any Five Consecutive Measurements	+/- 15°F

Any load or portion of a load of asphalt mix at the plant or on the Road with mix temperature exceeding 335°F shall be rejected for use on the project.

Temperature of the completed mixture shall be determined by a quick-reading thermometer through a hole in the side of the loaded truck immediately after loading. The hole shall be located within the middle third of the length of the body, and at a distance of from six to ten inches above the surfaces supporting the mixture. If a truck body already has a hole located in the general vicinity of the above specified location, this will be acceptable. At the Department's discretion, the temperature of the load may be taken over the top of the truck in lieu of using the hole in the side of the truck.

## GENERAL PROVISIONS

The mix temperature will be taken at the plant and the Roadway for each day for each design mix on the first five loads and an average of once every five loads thereafter. The temperature measurements at the plant shall be taken and recorded by the Contractor's personnel for review by the Department. The temperature measurements at the Roadway will be taken by the Department's Paving Inspector and be recorded on the backside of the delivery ticket. If the temperature exceeds the specified tolerance, the Contractor will be required to take immediate corrective action.

**330A-6.4 Maximum Period of Storage:** The maximum time that any mix may be kept in a hot storage or surge bin is 72 hours.

**330A-6.5 Contractor's Responsibility for Mixture Requirements:** The responsibility for producing a homogeneous mixture, free from moisture and with no segregated Materials, and meeting all requirements of the Specifications for the mixture, including compliance with the design limits, shall lie entirely with the Contractor. These requirements shall apply also to all mixes produced by the drum mixer process and all mixes processed through a hot storage or surge bin, both before and after storage.

**330A-7 Transportation of the Mixture:**

The mixture shall be transported in tight vehicles previously cleaned of all foreign material. The inside surface of the truck bodies after cleaning shall be thinly coated with soapy water or an approved emulsion containing not over five percent oil. The coating shall be applied prior to the first loading each day and repeated as necessary throughout the day's operations. After the truck bodies are coated and before any mixture is placed therein, they shall be raised to drain out all excess liquids. Each load shall be covered during cool and cloudy weather and at any time there is a probability of rain.

**330A-8 Preparation of Application Surfaces**

**330A-8.1 Cleaning**

Prior to the laying of the mixture, the surface of the base or pavement to be covered shall be cleaned of all loose and deleterious material by the use of power brooms or blowers, supplemented by hand brooming, where necessary.

**330A-8.2 Patching and Leveling Courses**

Where a surface course is constructed on an existing pavement or old base which is irregular, and wherever so indicated in the Plans, the existing surface shall be brought to proper grade and cross section by the application of patching or leveling courses.

**330A-8.3 Application over Surface Treatment**

Where a surface course is to be placed over a newly constructed surface treatment, all loose material shall be swept from the paving area and disposed of by the Contractor.

## **GENERAL PROVISIONS**

### **330A-8.4 Coating Surfaces of Contacting Structures**

All structures which will be in actual contact with the asphalt mixture, with the exception of the vertical faces of existing pavements and curbs or curb and gutter, shall be painted with a uniform coating of asphalt cement to provide a closely bonded, watertight joint.

### **330A-8.5 Tack Coat**

#### **330A-8.5.1 Tack Coat Required**

A tack coat, as specified in Section 300, will be required on existing pavements that are to be overlaid with an asphalt mix and between successive layers of all asphalt mixes.

#### **330A-8.5.2 Tack Coat at Engineer's Option**

A tack coat will be required on the following surfaces, only when so directed by the Engineer:

- (1) Freshly primed bases.
- (2) Surface treatment.

### **330A-9 Placing Mixture**

#### **330A-9.1 Requirements Applicable to All Types**

##### **330A-9.1.1 Alignment of Edges**

All asphaltic concrete mixtures (including leveling courses), other than adjacent to curb and gutter or other true edges, shall be laid by the stringline method, to assure the obtaining of an accurate, uniform alignment of the pavement edge.

##### **330AA-9.1.2 Temperature of Spreading**

The temperature of the mix at the time of spreading shall be within  $\pm 25^{\circ}\text{F}$  of the established mix temperature selected by the Contractor. The minimum frequency for taking mix temperatures on the Road will be an average of one per five trucks. If the temperature fails to fall within the specified tolerance range, corrective action by the Contractor will be required.

##### **330A-9.1.3 Rain, and Surface Conditions**

Transportation of asphalt mixtures shall immediately cease from the plant when rain begins at the Roadway. Asphalt mixtures shall not be placed while rain is falling, or when there is water on the surface to be covered. As an exception, mixture caught in transit may be placed at the Contractor's risk if the only option is to waste this mixture, and provided the surface has been tacked (as required) prior to the rain and the surface broomed in front of the spreading operation. Such mixture will be evaluated separately and if it should prove unsatisfactory in any way, in the opinion

## **GENERAL PROVISIONS**

of the Engineer, it shall be removed and replaced with satisfactory mixture at the Contractor's expense.

### **330A-9.1.4 Speed of Spreader**

The forward speed of the asphalt spreader shall be as established by the Engineer.

### **330A-9.1.5 Number of Crews Required**

For each paving machine operated, the Contractor will be required to use a separate crew, each crew operating as a full unit. The Contractor's Certified Paving Technician in charge of the paving operations may be responsible for more than one crew but must be physically accessible to Project personnel at all times when mix is being placed.

### **330A-9.1.6 Checking Depth of Layer**

The depth of each layer shall be checked at frequent intervals and adjustments shall be made when the thickness exceeds the allowable tolerance. When an adjustment is made, the paving machine shall be allowed to travel a minimum distance of 32 feet to stabilize before the second check is made to determine the effects of the adjustment.

### **330A-9.1.7 Hand Spreading**

In limited areas where the use of the spreader is impossible or impracticable, the mixture may be spread and finished by hand.

### **330A-9.1.8 Straightedging and Back-patching**

Straightedging and back-patching shall be done after initial compaction has been obtained and while the material is still hot.

## **330AA-9.2 Requirements Applicable to Courses Other Than Leveling**

### **330A-9.2.1 Spreading and Finishing**

Upon arrival, the mixture shall be dumped in the approved mechanical spreader and immediately spread and struck-off to the full width required and to such loose depth for each course that, when the Work is completed, the required weight of mixture per square yard, or the specified thickness, will be secured. An excess amount of mixture shall be carried ahead of the screed at all times. Hand raking shall be done behind the machine as required.

### **330A-9.2.2 Thickness of Layers**

Unless otherwise noted in the Plans each course shall be constructed in layers of the thickness shown on Standard FDOT Index No. 513. Type S-III Asphaltic Concrete shall be constructed in layers of the thickness of not less than 3/4 inch nor greater than 1 1/4 inches.

## **GENERAL PROVISIONS**

### **330A-9.2.3 Laying Width**

If necessary due to the traffic requirements, the mixture shall be laid in strips in such a manner as to provide for the passage of traffic. Where the Road is closed to traffic, the mixture may be laid to the full width, by machines traveling in echelon.

### **330A-9.2.4 Correcting Defects**

Before any rolling is started the surface shall be checked, any irregularities adjusted, and all drippings, fat sandy accumulations from the screed, and fat spots from any source shall be removed and replaced with satisfactory material. No skin patching shall be done. When a depression is to be corrected while the mixture is hot, the surface shall be well scarified before the addition of fresh mixture.

### **330A-9.3 Requirements Applicable Only to Leveling Courses**

#### **330A-9.3.1 Patching Depressions**

Before any leveling course is spread, all depressions in the existing surface more than one-inch deep shall be filled by spot patching with leveling course mixture and then thoroughly compacted.

#### **330A-9.3.2 Spreading Leveling Courses**

All courses of leveling shall be placed by the use of two motor graders - one of which is equipped with a spreader box - unless otherwise shown in the Plans. Other types of leveling devices may be used after they have been approved by the Engineer.

#### **330A-9.3.3 Rate of Application**

When the total asphalt mix provided for leveling exceeds 50 pounds per square yard, the mix shall be placed in two or more layers, with the average spread of any layer not to exceed 50 pounds per square yard. When Type S-III Asphaltic Concrete is used for leveling, the average spread of a layer shall not be less than 50 pounds per square yard nor more than 75 pounds per square yard. The quantity of mix for leveling shown in the Plans represents the average for the entire project; however, the rate of application may vary throughout the project as directed by the Engineer. When leveling in connection with base widening, the Engineer may require that all the leveling mix be placed prior to the widening operation.

#### **330A-9.3.4 Placing Leveling Course over Existing Pavement**

When a leveling course is specified to be placed over cracked concrete pavement (including existing concrete pavement covered with an asphaltic surface), the first layer of leveling shall be placed as soon as possible but no later than 48 hours after cracking the concrete. The remainder of the leveling course shall be placed in the normal sequence of operations.

## **GENERAL PROVISIONS**

### **330A-9.3.5 Removal of Excess Joint Material**

Where a leveling course is to be placed over existing concrete pavement or Bridge decks, the excess joint filler in the cracks and joints shall be trimmed flush with the surface prior to placing the first layer of the leveling course.

### **330A-10 Compacting Mixture**

#### **330A-10.1 Provisions Applicable to All Types**

##### **330A-10.1.1 Equipment and Sequence**

For each paving or leveling train in operation, the Contractor shall furnish a separate set of rollers, with their operators.

The following Equipment, sequence and coverage are suggested for use based on past successful performance; however, when density is required, the Contractor may select his own Equipment, sequence and coverage of rolling to meet the minimum density requirement specified. Regardless of the rolling procedure used, the final rolling must be completed before the internal pavement temperature has dropped below 175°F.

- (1) Seal rolling, using tandem steel rollers (either vibratory or static) weighing 5 to 12 tons, following as close behind the spreader as is possible without pickup, undue displacement or blistering of the material. Vibratory rollers shall be used in the static mode for layers of one inch or less in thickness.
- (2) Rolling with self-propelled pneumatic-tired rollers, following as close behind the seal rolling as the mix will permit. The roller shall cover every portion of the surface with at least five passes.
- (3) Final rolling with the 8 to 12-ton tandem steel roller, to be done after the seal rolling and pneumatic-tired rolling have been completed, but before the internal pavement temperature has dropped below 175°F.

Once the Contractor has selected the Equipment and established the rolling procedures and these have been used for the control strip density determination, then the Contractor must continue to use the same Equipment and rolling procedures for all asphalt mix represented by the control strip. Changes in Equipment or procedures will require a new control strip density determination. The Engineer must be notified prior to changing the rolling process.

When density is not required, as for all patching courses, leveling and intermediate courses less than one-inch thick, overbuild course; of variable thicknesses (when the minimum thickness is less than one-inch) and open-graded friction courses, the compaction will be applied in accordance with the Standard Specifications. The specified rolling procedures must be followed when density determinations will not be made.



## GENERAL PROVISIONS

When density is not required on those courses indicated in the foregoing paragraph, but the Contractor wants to use other rollers, patterns or sequences than those specified, they may request approval from the Department. Approval may be granted for leveling and intermediate courses 1/2-inch and thicker and overbuild courses when these courses are placed with a paving machine. Density requirements will be in accordance with the provisions of the first paragraph of 330AA-10.3 (Density Control- Nuclear Method), Table 330AA-2 and Table 330AA-3. Approval for a change on patching courses, variable thickness leveling courses placed with motor graders and open-graded friction courses will not be granted.

### **330AA-10.1.2 Compaction at Crossovers, Intersections, etc.**

When a separate paving machine is being used to pave the crossovers, the compaction of the crossovers may be done by one 8- to 10-ton tandem steel roller. If crossovers, intersections and acceleration and deceleration lanes are placed with the main run of paving, a traffic roller shall also be used in the compaction of these areas.

### **330A-10.1.3 Rolling Procedures**

The initial rolling shall be longitudinal. Where the lane being placed is adjacent to a previously placed lane, the center joint shall be pinched or rolled, prior to the rolling of the rest of the lane.

Rolling shall proceed across the mat, overlapping the adjacent pass by at least six inches. The motion of the roller shall be slow enough to avoid displacement of the mixture, and any displacement shall be corrected at once by the use of rakes, and the addition of fresh mixture if required. Final rolling shall be continued until all roller marks are eliminated.

### **330A-10.1.4 Speed of Rolling**

Rolling with the self-propelled, pneumatic-tired rollers shall proceed at a speed of 6 to 10 miles per hour, and the area covered by each roller shall not be more than 4,000 square yards per hour, except that for Type S Asphaltic Concrete, this maximum rate of coverage shall be 3,000 square yards per hour.

### **330A-10.1.5 Number of Pneumatic-tired Rollers Required**

A sufficient number of self-propelled pneumatic-tired rollers shall be used to assure that the rolling of the surface for the required number of passes will not Delay any other phase of the laying operation nor result in excessive cooling of the mixture before the rolling is complete. In the event that the rolling falls behind, the laying operation shall be discontinued until the rolling operations are sufficiently caught up.

### **330A-10.1.6 Compaction of Areas Inaccessible to Rollers**

Areas which are inaccessible to a roller (such as areas adjacent to curbs, headers, gutters, bridges; manholes, etc.) shall be compacted by the use of hand tamps or other satisfactory means.

## **GENERAL PROVISIONS**

### **330A-10.1.7 Rolling Patching and Leveling Courses**

Self-propelled pneumatic-tired rollers shall be used for the rolling of all patching and leveling courses. Where the initial leveling course is placed over broken concrete pavement, the pneumatic-tired roller shall weigh at least 15 tons. For Type S-III Asphaltic Concrete leveling courses, the use of a steel-wheeled roller, to supplement the traffic rollers, will be required. On other leveling courses, the use of a steel-wheeled roller will be required on all passes after the first.

### **330A-10.1.8 Correcting Defects**

The rollers shall not be allowed to deposit gasoline, oil or grease onto the pavement, and any areas damaged by such deposits shall be removed and replaced as directed by the Engineer. While rolling is in progress, the surface shall be tested continuously and all discrepancies corrected to comply with the surface requirements. All drippings, fat or lean areas and defective construction of any description shall be removed and replaced. Depressions which develop before the completion of the rolling shall be remedied by loosening the mixture and adding new mixture to bring the depressions to a true surface. Should any depression remain after the final compaction has been obtained, the full depth of the mixture shall be removed and replaced with sufficient new mixture to form a true and even surface. All high spots, high joints and honeycomb shall be corrected as directed by the Engineer. Any mixture remaining unbonded after rolling shall be removed and replaced. Any mixture which becomes loose or broken, mixed or coated with dirt or in any way defective, prior to laying the wearing course shall be removed and replaced with fresh mixture which shall be immediately compacted to conform with the surrounding area.

### **330A-10.1.9 Use of Traffic Roller on First Overbuild Course**

A self-propelled pneumatic-tired roller shall be used on the first overbuild course. Coverage shall be a minimum of five passes.

### **330A-10.1.10 Use of Traffic Roller on First Structural Layer Placed on a Milled Surface**

A self-propelled pneumatic-tired roller shall be used on the first structural layer placed on a milled surface. Coverage shall be a minimum of three passes.

### **330A-10.2 Provisions Applicable to Shoulder Pavement Only**

Shoulder pavements wider than three feet shall be compacted by the use of Equipment of the type required for other asphaltic concrete pavements. Density determinations will be required on shoulder pavements wider than three feet when the thickness is one-inch or greater. These density determinations (including the control strip) will be separate from the pavement lane even when the pavement lane and shoulder are placed in the same pass.

Density determinations will not be required on asphaltic concrete or sand-asphalt hot mix shoulders three feet or less in width. The compactive effort shall be done by the use of tandem steel rollers not exceeding 12 tons in weight. In restricted areas other Equipment that will effectively exert a compactive effort may be approved by the Engineer. The Contractor shall state

## GENERAL PROVISIONS

what Equipment and compactive effort (coverage) is proposed to be used. This must be approved by the Engineer before the Contractor starts the operation. Where sand-asphalt hot mix shoulders are constructed within the limits of curb and gutter, compaction shall be done by light weight rolling Equipment, approved by the Engineer, which will not displace the previously constructed curb and gutter.

### **330A-10.3 Density Control**

#### **330A-10.3.1 Density Control Nuclear Method**

The in-place density of each course of asphalt mix construction, with the exceptions of patching courses, leveling and intermediate courses less than one-inch thick or a specified spread rate less than 100 pounds per square yard, overbuild courses where the minimum thickness is less than one-inch, and open-graded friction courses, shall be determined by the use of the Nuclear Density Backscatter Method as specified by FM 1-T238 (Method B). The required density of a completed course shall be at least 98 percent of the average density of the control strip.

#### **330A-10.3.2 Control Strips**

One or more control strips shall be constructed for the purpose of determining the control strip density. A control strip shall be constructed at the beginning of asphalt construction and one thereafter for each successive course. Any change in the composition of the mix will require the construction of a new control strip. The Engineer may require an additional control strip when he deems it necessary to establish a new control strip density or conform the validity of the control strip density being used at that time. The Contractor may request a conformation of the control strip density also. The control strip must be constructed as a part of a normal day's run. The Contractor will not be permitted to construct the control strip separately.

The length of the control strip shall be 300 feet, regardless of the width of the course being laid. When the control strip is to be constructed for the first day of asphalt construction or at the beginning of a new course, it shall be started between 500 and 1,000 feet from the beginning of the paving operation. The thickness of the control strip shall be the same as that specified for the course of which it is a part. The control strip will be constructed using the same mix, the same paving and rolling Equipment and the same procedures as those used in laying the asphalt course of which the control strip is to become a part. Every control strip will remain in place and become a portion of the completed Roadway.

When the compaction of the control strip has been completed, ten density determinations will be made at random locations within the control strip. No determinations will be made within one foot of any unsupported edge. The average of these ten determinations will be the Control Strip Density. For purposes of determining the percent of Laboratory density, as required in Table 330AA-2, a correction factor will be developed from cores or by direct transmission nuclear determination where applicable.

- (a) The lab density shall be calculated to the nearest 0.01 percent and rounded to the nearest 0.1 percent.

## GENERAL PROVISIONS

In the event that a control strip meeting the requirements of Table 330AA-2 is not obtained, and this particular mix, layer, etc., is completed on the project, density shall be evaluated in accordance with FM 5-543 (Determining Density of Asphalt Pavement Layers When a Valid Control strip is not obtained).

<b>Table 330AA-2</b>			
<b>Roadway Requirements for Bituminous Concrete Mixes</b>			
<u>Mix Type</u>	<u>Density*</u>	<u>Minimum Control Strip Density (%)</u>	<u>Surface* Tolerance</u>
S-I	X	96 Lab. Dens.	X
S-II	X	96 Lab. Dens.	X
S-III	X	96 Lab. Dens.	X
Type II	X	96 Lab. Dens.	X
Type III	X	96 Lab. Dens.	X
SAHM	X	96 Lab. Dens.	X
ABC-1	X	96 Lab. Dens.	**
ABC-2	X	96 Lab. Dens.	**
ABC-3	X	96 Lab. Dens.	**
FC-1	X	96 Lab. Dens.	X
FC-2	No Density Required	96 Lab. Dens.	X
FC-4	X	96 Lab. Dens.	X

\*X – Denotes that test is required.

\*\* – Shall meet the straightedge requirements of 200-7.

### 330A-10.3.3 LOTs

For the purpose of acceptance and partial payment, each day's production will be divided into Lots. The standard size of a Lot shall consist of 5,000 lineal feet of any pass made by the paving train regardless of the width of the pass or the thickness of the course. Pavers traveling in echelon will be considered as two separate passes. When at the end of a day's production or the completion of a given course or at the completion of the project, a partial Lot occurs, then the Lot size will be redefined as follows: If the partial Lot contains one or two sublots with their appropriate test results, then the previous full-size Lot will be redefined to include this partial Lot and the evaluation of the Lot will be based on either six or seven subplot determinations. If the partial Lot contains three or four sublots with their appropriate test results, this partial Lot will be redefined to be a whole Lot and the evaluation of it will be based on the three or four subplot determinations.

For the standard size Lot (5,000 lineal feet), five density determinations - one for each subplot - will be made at random locations within the Lot. but not to be taken within one foot of any unsupported edge. The random locations will be determined by the use of statically derived random number tables furnished by the Department. These will also be used for partial Lots, For the Contractor to receive full payment for density, the average density of a Lot will be a minimum of 98.0 percent

## GENERAL PROVISIONS

of the control strip density. Once the average density of a Lot has been determined the Contractor will not be permitted to provide additional compaction to raise the average.

**330A-10.3.4 Acceptance:** The completed pavement will be accepted with respect to density on a Lot basis. Partial payment will be made for those Lot's that have an average density less than 98.0 percent of the Control Strip Density based on the following schedule:

<b>Table 330AA-3</b>	
<b>Payment Schedule for Density</b>	
<b><u>Percent of Control Strip Density*</u></b>	<b><u>Percent of Payment</u></b>
98.0 and above	100
97.0 to less than 98.0	95
96.0 to less than 97.0	90
**Less than 96.0	75

\*In calculating the percent of control strip density, *do not round off* the final percentage.

\*\*If approved by the Engineer based on an engineering determination that the material is acceptable to remain in place, the Contractor may accept the indicated partial pay, otherwise the Department will require removal and replacement at no cost. The Contractor has the option to remove and replace at no cost to the Department at any time.

### **330A-10.3.5 Density Requirements for Small Projects**

For projects less than 1,000 linear feet in length and Bridge projects with approaches less than 1,000 linear feet each side, the requirements for control strips and nuclear density determination will not apply. The Contractor will use the standard rolling procedures as specified in 330A-10. The provisions for partial payment do not apply to these small projects.

### **330A-11 Joints**

#### **330A-11.1 Transverse Joints**

Placing of the mixture shall be as continuous as possible and the roller shall not pass over the unprotected end of the freshly laid mixture except when the laying operation is to be discontinued long enough to permit the mixture to become chilled. When the laying operation is thus interrupted, a transverse joint shall be constructed by cutting back on the previous run to expose the full depth of the mat.

#### **330A-11.2 Longitudinal Joints**

For all layers of pavement except the leveling course, placing of each layer shall be accomplished to cause longitudinal construction joints to be offset 6 to 12 inches laterally between successive layers. The Engineer may waive this requirement where offsetting is not feasible due to the sequence of construction.

## **GENERAL PROVISIONS**

**330A-11.3 General:** When fresh mixture is laid against the opposite edges of joints (trimmed or formed as provided above), it shall be placed in close contact with the exposed edge so that an even, well-compacted joint will be produced after rolling.

### **330A-12 Surface Requirements**

#### **330A-12.1 Contractor Responsibility**

The Contractor shall be responsible for obtaining a smooth surface on all pavement courses placed and therefore should straightedge all intermediate and final courses with a 15-foot rolling straightedge. A 15-foot manual straightedge shall be furnished by the Contractor and shall be available at the job site at all times during the paving operation for checking joints and surface irregularities.

#### **330A-12.2 Texture of the Finished Surface of Paving Layers**

The finished surface shall be of uniform texture and compaction. The surface shall have no pulled, torn, or loosened portions and shall be free of segregation, sand streaks, sand spots, or ripples. Any area of the surface which does not meet the foregoing requirements shall be corrected in accordance with 330A-12.4.

Unless written permission is obtained, asphalt concrete mixtures containing aggregates which will cause a different color appearance shall not be used in the final wearing surface in sections less than one mile in length.

#### **330A-12.3 Acceptance Testing for Surface Tolerance**

##### **330A-12.3.1 General**

Acceptance testing for surface tolerance will be applicable to pavement lanes and ramps, where the width is constant, and shall include all construction joints.

Intersections, tapers, crossovers, transitions at beginning and end of project, and similar areas will not be tested for surface tolerance with the rolling straightedge as provided below. However, any individual surface irregularity in these areas in excess of 3/8 inch as determined by a 15-foot straightedge, and deemed by the Department to be objectionable, shall be corrected in accordance with 330A-12.4.

When the Department is ready to perform acceptance testing for surface tolerance, the Contractor shall provide the required traffic control in accordance with standard maintenance of traffic requirements specified in the Contract. The cost of this traffic control shall be included in the Contract Bid prices for the asphalt items.

The Contractor shall also provide a representative to be present during the entire operation of straight edging for acceptance purposes.

## GENERAL PROVISIONS

### 330A-12.3.2 Test Method

Acceptance testing shall consist of one pass of a standard 15-foot rolling straightedge operated along the centerline of each lane tested. This does not preclude acceptance testing at other locations within the lane being tested.

### 330A-12.3.3 Acceptance Criteria for Last Layer Prior to Friction Course

The Contractor shall furnish and operate an acceptable 15-foot rolling straightedge for testing of the last layer prior to the friction course as directed by the Engineer and supervised by project personnel. All deficiencies in excess of 3/16-inch shall be corrected in accordance with 330A-12.4 and retested as necessary prior to placement of the friction course. Where the final surface is not a friction course, acceptance criteria shall be in accordance with 330A-12.3.4.

### 330A-12.3.4 Acceptance Criteria for Final Surface or Friction Course

Upon completion of the final surface or friction course, district Materials personnel will test the finished surface with a 15-foot rolling straightedge. All deficiencies in excess of 3/16th inch shall be corrected in accordance with 330A-12.4, except that correction by overlaying will not be permitted when the final surface is a friction course.

The Engineer may waive corrections specified above if an engineering determination indicates that the deficiencies are sufficiently separated so as not to significantly affect the ride quality of the pavement and corrective action would unnecessarily mar the appearance of the finished pavement.

Where the Engineer elects to waive correction and the finished pavement surface is a friction course, the pay quantity for Asphaltic Concrete Friction Course will be reduced by the amount of friction course which would have been removed and replaced if the correction had been made (100 ft. X lane width).

Where the Engineer elects to waive a correction and the finished pavement surface is other than a friction course, the appropriate pay quantity for Asphaltic Concrete shall be reduced by the equivalent quantity of Materials which would have been removed and replaced if the correction had been made.

- (a) Where the pay quantity is in square yard, the reduction is based on the area which would have been removed (100 feet X lane width) multiplied by the ratio of the layer thickness to the total thickness of the type of mix specified.
- (b) Where the pay quantity is in tons, the reduction is based on the volume which would have been removed (100 feet X lane width X layer thickness) multiplied by the Laboratory density for the mix.

## GENERAL PROVISIONS

### 330A-12.4 Correcting Unacceptable Pavement

The Contractor has the option of selecting one of the following methods unless overlaying is prohibited in accordance with 330A-12.3.4:

- (a) Removing and Replacing: If correction is made by removing and replacing the pavement, the removal must be for the full depth of the course and extend at least 50 feet on either side of the defective area, for the full width of the paving lane.
- (b) Overlaying: If correction is made by overlaying, the overlay shall cover the length of the defective area and taper uniformly to a featheredge thickness at a minimum distance of 50 feet on either side of the defective area. The overlay shall extend full width of the Roadway. Care shall be taken to maintain the specified cross slope. The mix used for the overlay may be adjusted as necessary for this purpose by the District Bituminous Engineer.
- (c) Other Methods: For courses which will not be the final pavement surface, correction of minor straightedge deficiencies by methods other than specified above shall be approved by the District Bituminous Engineer.

The cost of all corrective Work, either by removing and replacing or by overlaying, shall be borne by the Contractor.

### 330A-13 Protection of Finished Surface

Sections of newly compacted asphaltic concrete which are to be covered by additional courses shall be kept clean until the successive course is laid.

No dumping of embankment or base material directly on the pavement will be permitted. Dressing of shoulders shall be completed before placement of the friction course on adjacent pavement.

Blade graders operating adjacent to the pavement during shoulder construction shall have a two-inch by eight-inch (or larger) board (or other attachment providing essentially the same results) attached to their blades in such manner that it extends below the blade edge, in order to protect the pavement surface from damage by the grader blade.

To prevent rutting or other distortion, sections of newly finished dense-graded friction course and the last structural layer prior to the friction course shall be protected from traffic until the surface temperature has cooled below 160°F.

The Contractor may use artificial methods to cool the pavement to expedite paving operations. The Department may direct the Contractor to use artificial cooling methods when, in the opinion of the Engineer, maintenance of traffic requires opening the pavement to traffic at the earliest possible time.



## **GENERAL PROVISIONS**

### **330A-14 Correcting Deficient Thickness**

#### **330A-14.1 Allowable Deficiencies**

When the pavement is to be paid for on a square yard basis, the thickness shall be determined from the length of the co-borings, as specified in 330A-15.1. The maximum allowable deficiency from the specified thickness shall be as follows:

- (1) For pavement of a specified thickness of 2 1/2 inches or more: 1/2 inch.
- (2) For pavement of a specified thickness of less than 2 1/2 inches: 1/4 inch.

#### **330A-14.2 Pavement Exceeding Allowable Deficiency in Thickness**

##### **330A-14.2.1 When Deficiency is Seriously in Excess**

Where the deficiency in thickness is: (1) in excess of 3/8 inch, for pavement of less than 2 1/2 inches in specified thickness, or, (2) in excess of 3/4 inch, for pavement of specified thickness of 2 1/2 inches or more, the Contractor shall correct the deficiency either by replacing the full thickness for a length extending at least 50 feet from each end of the deficient area, or (when permitted by the Engineer) by overlaying as specified in 330A-14.2.3.

As an exception to the above, pavement outside the main Roadway area (acceleration and deceleration lanes and crossovers) may be left in place, without compensation when 80 permitted by the Engineer, even though the thickness deficiency exceeds the tolerance specified above.

The Contractor will receive no compensation for any pavement removed, nor for the Work of removing such pavement.

##### **330A-14.2.2 When Deficiency is Not Seriously in Excess**

When the deficiency in the thickness of the pavement is over 1/4 inch but not more than 3/8 inch, for pavement of specified thickness less than 2 1/2 inches; or when the deficiency in thickness is over 1/2 inch but not more than 3/4 inch, for pavement of specified thickness of 2 1/2 inches or greater; the Contractor will be allowed to leave such pavement in place, but without compensation. The areas of such pavement for which no square yard payment will be made shall be the product of the total distance between acceptable cores, multiplied by the width of the lane which was laid at the particular pass in which deficient thickness was indicated. All costs of the overlaying and compacting shall be borne by the Contractor.

##### **330A-14.2.3 Correcting Deficiency by Adding New Surface Material**

For any case of excess deficiency of the pavement, the Contractor will be permitted, if approved by the Engineer for each particular location, to correct the deficient thickness by adding new surface material and compacting to the same density as the adjacent surface. The area to be corrected and the thickness of new material added shall be as specified in 330A-12.3.

## **GENERAL PROVISIONS**

All costs of the overlaying and compacting shall be borne by the Contractor.

### **330A-15 Calculations for Thickness of Pavement to be Paid for (Applicable Only Where the Pavement is to be Paid for by the Square Yard)**

#### **330A-15.1 Core Borings**

When the Department is ready to core the finished asphalt construction for thickness as required for acceptance testing, the Contractor shall provide the required traffic control in accordance with standard maintenance of traffic requirements specified in the Contract. The cost of this traffic control shall be included in the Contract Bid prices for the asphalt items.

The Contractor shall provide a representative to be present during the entire coring operations for acceptance purposes.

The thickness of the pavement shall be determined from the length of cores, at least two inches in diameter, taken at random points on the cross section and along the Roadway. Each core shall represent a section of Roadway no longer than 200 feet regardless of the number of lanes. Thickness determinations for paved shoulders and widening shall be separate from the mainline Roadway and shall represent a section no longer than 400 feet for each shoulder or- widening. The average thickness shall be determined from the measured thicknesses, and in accordance with the procedure and criteria specified herein.

If the Contractor believes that the number of cores taken by the Department is insufficient to properly indicate the thickness of the pavement, he may request the Department to make additional borings at locations designated by him. The cost of these additional borings shall be deducted from any sums due the Contractor unless such borings indicate that the pavement within the questioned area is of specified thickness.

#### **330A - 15. 2 Criteria for Calculations ~~DELETE AND SUBSTITUTE THE FOLLOWING:~~**

The calculation for asphaltic concrete pavement to be paid for under this section shall be the area in square yards completed and accepted with the length to be used in the calculation being the actual length measured along the surface and the width as shown on the Plans. The thickness to be paid shall be as shown on the Typical Section in the Plans.

Areas of deficient thickness - pavement which is left in place with no compensation (as specified in 330A-14.2), shall not be taken into account in the calculation.

Where areas of defective surface or deficient thickness are corrected by overlaying with additional material, the thickness used in the calculations shall be the thickness specified on the Typical Section for such areas.

**END OF SECTION**

# GENERAL PROVISIONS

## SECTION 331 TYPE S ASPHALTIC CONCRETE

### SECTION 331 IS ADDED TO THIS SPECIFICATION

#### 331-1 Description

This Section specifies the Materials, the composition, and physical test properties for Type S Asphaltic Concrete (Type S-I, Type S-II or Type S-III as specified by the Contract or when offered as alternates. The composition, and physical test properties for all mixes, including Type S Asphaltic Concrete (S-I, S-II and S-III) are shown in the following Table 331-1 and Table 331-2.

Where Type S Asphaltic Concrete is specified in the Contract, if approved by the Engineer, the Contractor may also select Type S-III Asphaltic Concrete as an alternate for the final surface (no friction course specified) and as the final layer of structural course only, prior to the friction course. Type S-II Asphaltic Concrete will not be permitted as the final layer prior to the friction course. Requirements for plant and Equipment shall be as specified in Section 320. General construction requirements shall be as specified in Section 330A.

<b>Table 331-1</b>								
<b>Percent By Weight Total Aggregate Passing Sieves*</b>								
<b>Type</b>	<b>3/4</b>	<b>1/2</b>	<b>3/8</b>	<b>No.4</b>	<b>No. 10</b>	<b>No. 40</b>	<b>No. 80</b>	<b>No. 200</b>
S-I	100	88-100	75-93	47-75	31-53	19-35	7-21	2-6
S-II**	83-98	71-87	62-78	47-63	33-49	19-35	9-18	2-6
S-III		100	88-100	60-90	40-70	20-45	10-30	2-12
Type II		100	90-100	80-100	55-90			2-10
Type III		100	80-100	65-100	40-75	20-45	10-30	0-12
SAHM		100						0-12
ABC-1		100						0-12
ABC-2		100			55-90			2-10
ABC-3***	70-100			30-70	20-60	10-40		2-8
FC-1		100			55-85			2-5
FC-2****		100	85-100	10-40	4-12			2-6
FC-4		100			75-90			2-6

\*In inches, except where otherwise indicated. Number sieves are U.S. Standard sieve series.

\*\*100% passing 1 1/4-inch sieve and 94-100% passing 1-inch sieve.

\*\*\*100% passing 1 1/2-inch sieve.

\*\*\*\*The design range for the No. 10 sieve may be increased for lightweight aggregates.

## GENERAL PROVISIONS

<b>Table 331-2</b>					
<b>Marshall Design Properties for</b>					
<b>Bituminous Concrete Mixes</b>					
<u>Mix Type</u>	<u>Minimum Marshall Stability (lbs.)</u>	<u>Flow* (0.01 in.)</u>	<u>Minimum VMA (%)</u>	<u>Air Voids (%)</u>	<u>Minimum Effective Asphalt Content (%)</u>
S-I	1500	8-14	14	3-5	5.0
S-II	1500	8-14	13	3-5	5.0
S- III	1500	8-14	15	3-7	5.5
Type II	500-750	7-16	18	5-16	6.0
Type III	750-1000	7-16	15	5-12	5.5
SAHM	300-500	7-16	15	5-16	6.0
ABC-1	500	7-16	15	5-16	6.0
ABC-2	750	7-16	15	5-14	5.5
ABC-3	1000	8-14	14	3-7	5.0
FC-1	500	7-14	15	8-14	5.5
FC-2	-	-	-	-	-
FC-4	500	7-14	15	12-16	5.0

\*The maximum Flow for the mix design shall be one point less than shown in the Table. The maximum Flow values shown apply only during production.

Work will be accepted on a LOT to LOT basis in accordance with the applicable requirements of Sections 5, 6, and 9. The size of the LOT will be as specified in 331-5 for the bituminous mixture produced at the plant and as stipulated in 330A-10 and 330A-12 for the material placed on the Roadway.

### 331-2 Materials

#### 331-2.1 General Specifications

The Materials used shall conform with the requirements specified in Division III. Specific references are as follows:

- |   |                 |
|---|-----------------|
| (1) Asphalt Cement Viscosity Grade AC-30            | 916-1           |
| (2) Mineral Filler                                  | 917-1 and 917-2 |
| (3) Coarse Aggregate, Stone, Slag or Crushed Gravel | Section 901*    |
| (4) Fine Aggregate                                  | Section 902     |

\*Gravel for use in asphalt concrete mixtures shall be crushed. In addition, the asphalt concrete mixtures containing crushed gravel as the coarse aggregate component must show no potential for stripping during Laboratory testing, before approval of the mix design.

Reclaimed Portland Cement Concrete Pavement may be used as a coarse aggregate or screenings component subject to meeting all applicable Specifications.

All Materials shipped to the asphalt plant will be sampled at their destination.

## GENERAL PROVISIONS

### 331-2.2 Specific Requirements

#### 331-2.2.1 Condition of Aggregate

The aggregate shall be clean and shall contain no deleterious substances. Coarse or fine aggregate containing any appreciable amount of phosphate shall not be used.

#### 331-2.2.2 Fine Aggregate and Mineral Filler

In Laboratory tests, and for the purpose of proportioning the paving mixture, all material passing the No. 10 sieve and retained on the No. 200 sieve, shall be considered as fine aggregate, and the material passing the No. 200 sieve shall be considered as mineral filler.

#### 331-2.2.3 Screenings

Any screenings used in the combination of aggregates shall contain not more than 15 percent of material passing the No. 200 sieve. When two screenings are blended to produce the screening component of the aggregate, one of such screenings may contain up to 18 percent of material passing the No. 200 sieve, as long as the combination of the two does not contain over 15 percent material passing the No.200 sieve. Screenings may be washed to meet these requirements.

#### 331-2.2.4 Use of Reclaimed Asphalt Pavement

Reclaimed asphalt pavement may be used as a component material of the bituminous mixture subject to the following:

1. The Contractor shall be responsible for the design of asphalt mixes which incorporate reclaimed asphalt pavement as a component part.
2. Reclaimed asphalt pavement shall not exceed 60 percent by weight of total aggregates for Asphalt Base Courses nor more than 35 percent by weight of total aggregates for Structural and Leveling Courses, Reclaimed asphalt pavement shall not be used in Friction Courses.
3. A 3 ½" grizzly shall be mounted over the reclaimed asphalt pavement cold bin. If oversize material shows up in the mix, the size of openings shall be reduced.
4. The reclaimed asphalt pavement material as stockpiled shall be reasonably uniform in characteristics and shall not contain aggregate particles which are soft or conglomerates of fines.

#### 331-2.2.5 Recycling Agents

When reclaimed asphalt pavement is approved for use as a component material, a recycling agent meeting the requirements specified in 916A-2 shall be used in the mix.

## **GENERAL PROVISIONS**

### **331-3 Permissible Variation for the Coarse Aggregate**

The aggregate or aggregates shipped to the job shall be sized and uniformly graded or combined in such proportions that the resulting mixture meets the grading requirements of the mix design.

### **331-4 General Composition of Mixture**

#### **331-4.1 General**

The bituminous mixture shall be composed of a combination of aggregate (coarse, fine or mixtures thereof), mineral filler, if required, and bituminous material. Not more than 20 percent by weight of the total aggregate used shall be silica sand or local Materials as defined in Section 902. The silica sand and local Materials contained in any reclaimed asphalt pavement material, if used in the mix, shall be considered in this limitation. The several aggregate fractions shall be sized, uniformly graded and combined in such proportions that the resulting mixture will meet the grading and physical properties of the approved mix design.

Reclaimed asphalt pavement meeting the requirements of 331-2.2.4 may be approved as a substitution for a portion of the combination of aggregates, subject to all applicable specification requirements being met.

#### **331-4.2 Grading Requirements**

In all cases, the job mix formula shall be within the design ranges specified in Table 331-1.

#### **331-4.3 Mix Design**

##### **331-4.3.1 General**

Prior to the production of any asphaltic paving mixture, the Contractor shall submit a mix design to the Engineer at least two weeks before the scheduled start of production. The following information shall be furnished:

1. The specific project on which the mixture will be used.
2. The source and description of the Materials to be used.
3. The gradation and approximate proportions of the raw Materials as intended to be combined in the paving mixture.
4. A single percentage of the combined mineral aggregate passing each specified sieve.
5. A single percentage of asphalt by weight of total mix intended to be incorporated in the completed mixture.
6. A single temperature at which the mixture is intended to be discharged from the plant.
7. The Laboratory density of the asphalt mixture, for all mixes except Open-Graded Friction Courses.

## GENERAL PROVISIONS

8. Evidence that the completed mixture will conform to all specified physical requirements.
9. The name of the individual responsible for the Quality Control of the mixture during production.

In lieu of the above, when reclaimed asphalt pavement is approved for use as a component material, the Contractor shall submit to the Engineer at least two weeks before the scheduled start of production in writing a proposed mix design and samples of all material components.

The following information shall be furnished with the proposed mix design for mixes containing reclaimed asphalt pavement:

1. The specific project on which the mixture will be used.
2. The source and description of the Materials to be used.
3. The gradation and approximate proportions of the raw Materials as intended to be combined in the paving mixture.
4. A single percentage of the combined mineral aggregate passing each specified sieve.
5. A single temperature at which the mixture is intended to be discharged from the plant.
6. The name of the individual responsible for the Quality Control of the mixture during production.

### **331-4.3.2 Revision of Mix Design**

The approved mix design shall remain in effect until a change is authorized by the Engineer. A new design will be required for any change in source of aggregate.

### **331-4.3.3 Resistance to Plastic Flow**

The submitted mix design shall include test data showing that the material as produced will meet the requirements specified in Table 331-2 when tested in accordance with FM 1-T245. Further, the bulk specific gravity of the Laboratory compacted bituminous mixture shall be determined in accordance with FM T-T166.

The percent of unfilled voids and the percent of aggregate voids filled with asphalt shall be based on the maximum specific gravity of the bituminous mixture and on the asphalt content of each group of specimens prepared from the same sample. Maximum specific gravity of the bituminous mixture shall be determined by FM 1-T-209.

### **331-4.4 Contractor's Quality Control**

#### **331-4.4.1 Personnel DELETE IN ITS ENTIRETY**

## GENERAL PROVISIONS

### 331-4.4.2 Extraction Gradation Analysis

The bituminous mixture will be sampled at the plant in accordance with FM 1-T168. The percent bitumen content of the mixture will be determined in accordance with FM 5-544. The percent passing the standard sieves will be determined in accordance with FM 5-545. All test results will be shown to the nearest 0.01. All calculations will be carried to the 0.001 and rounded to the nearest 0.01, in accordance with the Department's rules of rounding.

The Contractor will run a minimum of one extraction gradation analysis of the mixture for each day's or part of a day's production and immediately following any change in the production process. The quality control sample of mixture for the extraction gradation analysis will be taken each day as soon as the plant operations have stabilized and the results will be obtained in a timely manner so that adjustments can be made if necessary.

Extraction gradation analysis will not be required on the days when mix production is less than 100 tons. However, when mix production is less than 100 tons per day on successive days, the test will be run when the accumulative tonnage on such days exceeds 100 tons.

The target gradation and asphalt content shall be as shown on the mix design. Any changes in target will require a change in the mix design in accordance with 331-4.3.2.

If the percentage of bitumen deviates from the optimum asphalt content by more than 0.55 percent, or the percentage passing any sieve falls outside the limits shown in Table 331-3, the Contractor will make the necessary correction. If the results for two consecutive tests deviate from the optimum asphalt content by more than 0.55 percent, or exceeds the limits as shown in Table 331-3 for any sieve, the plant operation shall be stopped until the problem has been corrected.

The Contractor will maintain control charts showing the results of the extraction gradation analysis (bitumen content and sieve analysis).

<b>Sieve Size</b>	<b>Percent Passing</b>
1"	
7.0	
3/4"	7.0
1/2"	7.0
3/8"	7.0
No. 4	7.0
No. 10	5.5
No. 40*	4.5
No. 80*	3.0
No. 200	2.0

\*Does not apply to SAHM, ABC-I or Type II.



## GENERAL PROVISIONS

### 331-4.4.3 Plant Calibration

At or before the start of mix production, a set of hot bin samples for batch or continuous mix plants or belt cut for drum mix plants will be wash graded to verify calibration of the plant. When approved by the Engineer, extraction gradation analysis of the mix may be used to verify calibration of the plant. This extraction gradation analysis may also be used to fulfill the quality control requirements for the first days' production.

### 331-4.4.4 Viscosity of Asphalt in Mixes Containing Reclaimed Asphalt Pavement

When reclaimed asphalt pavement is a component material, the viscosity of the asphalt material in the bituminous mixture, determined in accordance with FM 1-T202, shall be 6000 +/- 2000 poises. This determination shall be made on samples obtained by the Department on a random basis at a frequency of approximately one per 2000 tons of mix.

If the viscosity is determined to be out of the specified tolerance, the Contractor shall adjust the recycling agent formulation or blend of reclaimed asphalt material used in the mixture to bring the viscosity within tolerance.

### 331-5 Acceptance of The Mixture

**(For This Article, the Term "Lot" Applies to Department Projects)**

#### 331-5.1 General

The bituminous mixture will be accepted at the plant, with respect to gradation and asphalt content, on a Lot to Lot basis. The material will be tested for acceptance in accordance with the provisions of 6-4 and the following requirements. However, any load or loads of mixture which, in the opinion of the Engineer, are unacceptable for reason of being excessively segregated, aggregates improperly coated, or of excessively high or low temperature shall be rejected for use in the Work.

A standard size Lot at the asphalt plant shall consist of 4000 tons with four equal sublots of 1000 tons each.

A partial Lot may occur due to the following:

- (1) The completion of a given mix type on a project.
- (2) an approved Lot termination by the Engineer due to a change in process, extended Delay in production, or change in mix design.

If the partial Lot contains one or two sublots with their appropriate test results, then the previous full-size Lot will be redefined to include this partial Lot and the evaluation of the Lot will be based on either five or six subplot determinations. If the partial Lot contains three sublots with their appropriate test results, this partial Lot will be redefined to be a whole Lot and the evaluation of it will be based on three subplot determinations.

When the total quantity of any mix is less than 3000 tons, the partial Lot will be evaluated for the appropriate number of sublots from  $n = 1$  to  $n = 3$ . When the total quantity of any mix type is less

## GENERAL PROVISIONS

than 500 tons, the Department will accept the mix on the basis of visual inspection. The Department may run extraction and gradation analysis for information purposes; however, the provisions for partial payment will not apply.

On multiple project contracts, the Lot(s) at the asphalt plant will carry over from project to project.

### 331-5.2 Acceptance Procedures

The Contractor shall control all operations in the handling, preparation, and mixing of the asphalt mix so that the percent bitumen and percent passing the No.4, 10, 40 and 200 sieves will meet the approved job mix formula within the tolerance shown in Table 331-5.

<b>Table 331-5</b>	
<b>Tolerances for Acceptance Tests</b>	
<b>Characteristic</b>	<b>Tolerance*</b>
Asphalt Content (Extraction)	+/-0.55%
Asphalt Content (Printout)	+/-0.15%
Passing No. 4 Sieve	+/-7.00%
Passing No. 10 Sieve	+/-5.50%
Passing No. 40 Sieve**	+/-4.50%
Passing No. 200 Sieve	+/-2.00%

\*Tolerances for sample size of n = 1. See Table 331-6 for other sample sizes n=2 through n=6.

\*\*Applies only to Type S-I, S-II, S-III, FC-I and FC-4.

Acceptance of the mixture shall be on the basis of test results on consecutive random samples from each LOT. One random sample shall be taken from each subplot. The bituminous mixture will be sampled at the plant in accordance with FM 1-T 168. The percent bitumen content of the mixture will be determined in accordance with FM 5-544. The percent passing the No.4, No. 10, No. 40 and No. 200 sieves will be determined in accordance with FM 5-545.

Calculations for the acceptance test results for bitumen content and gradation (percent passing No.4, No. 10, No. 40 and No. 200) shall be shown to the nearest 0.01. Calculations for arithmetic averages shall be carried to the 0.001 and rounded to the nearest 0.01 in accordance with the Department's rules of rounding.

When the Contractor or Producer chooses to use a storage bin for mix storage overnight or longer, the material processed in this manner will be handled as follows:

The samples of mix taken for acceptance tests on asphalt content must be taken before the mix is placed into the storage bin. Samples of mix for acceptance tests on gradation shall be taken after the mix has been removed from the storage bin.

Payment will be made on the basis of Table 331-6 Acceptance Schedule of Payment. The process will be considered out of control when any individual test result from a LOT exceeds the 90 percent

## GENERAL PROVISIONS

pay factor limit for the values in the “one test” column of Table 331-6. When this happens, the LOT will be automatically terminated and the percent of payment will be determined from Table 331-6.

<b>Table 331-6</b>						
<b>Acceptance Schedule of Payment - (Asphalt Plant Mix Characteristics)</b>						
<b>Average of Accumulated Deviations of the Acceptance Tests from the Mix Design</b>						
<b>Pay Factor</b>	<b>1-Test</b>	<b>2-Tests</b>	<b>3- Tests</b>	<b>4-Tests</b>	<b>5- Tests</b>	<b>6-Tests</b>
<b>Asphalt Cement Content (Extraction)</b>						
1.00	0.00-0.55	0.00-0.43	0.00-0.38	0.00-0.35	0.00-0.33	0.00-0.31
0.95	0.56-0.65	0.44-0.50	0.39-0.44	0.36-0.40	0.34-0.37	0.32-0.36
0.90	0.66-0.75	0.51-0.57	0.45-0.50	0.41-0.45	0.38-0.42	0.36-0.39
0.80*	Over 0.75	Over 0.57	Over 0.50	Over 0.45	Over 0.42	Over 0.39
<b>Asphalt Cement Content (Printout)</b>						
1.00	0.00-0.15	0.00-0.15	0.00-0.15	0.00-0.15	0.00-0.15	0.00-0.15
0.95	0.16-0.25	0.16-0.25	0.16-0.25	0.16-0.25	0.16-0.25	0.16-0.25
0.90	0.26-0.35	0.26-0.35	0.26-0.35	0.26-0.35	0.26-0.35	0.26-0.35
0.80*	Over 0.35	Over 0.35	Over 0.35	Over 0.35	Over 0.35	Over 0.35
<b>No. 4 Sieve **</b>						
1.00	0.00-7.00	0.00-5.24	0.00-4.46	0.00-4.00	0.00-3.68	0.00-3.45
0.98	7.01-8.00	5.25-5.95	4.47-5.04	4.01-4.50	3.69-4.13	3.46-3.86
0.95	8.01-9.00	5.96-6.66	5.05-5.62	4.51-5.00	4.14-4.58	3.87-4.27
0.90	9.01-10.00	6.67-7.36	5.63-6.20	5.01-5.50	4.59-5.02	4.28-4.67
0.80*	Over 10.00	Over 7.36	Over 6.20	Over 5.50	Over 5.02	Over 4.67
<b>No. 10 Sieve **</b>						
1.00	0.00-5.50	0.00-4.33	0.00-3.81	0.00-3.50	0.00-3.29	0.00-3.13
0.98	5.51-6.50	4.34-5.04	3.82-4.39	3.51-4.00	3.30-3.74	3.14-3.54
0.95	6.51-7.50	5.05-5.74	4.40-4.96	4.01-4.50	3.75-4.18	3.55-3.95
0.90	7.51-8.50	5.75-6.45	4.97-5.54	4.51-5.00	4.19-4.63	3.96-4.36
0.80*	Over 8.50	Over 6.45	Over 5.54	Over 5.00	Over 4.63	Over 4.36
<b>No. 40 Sieve **</b>						
1.00	0.00-4.50	0.00-3.91	0.00-3.65	0.00-3.50	0.00-3.39	0.00-3.32
0.98	4.51-5.50	3.92-4.62	3.66-4.23	3.51-4.00	3.40-3.84	3.33-3.72
0.95	5.51-6.50	4.63-5.33	4.24-4.81	4.01-4.50	3.85-4.29	3.73-4.13
0.90	6.51-7.50	5.34-6.04	4.82-5.3	4.51-5.00	4.30-4.74	4.14-4.54
0.80*	Over 7.50	Over 6.04	Over 5.39	Over 5.00	Over 4.74	Over 4.54
<b>No. 200 Sieve **</b>						
1.00	0.00-2.00	0.00-1.71	0.00-1.58	0.00-1.50	0.00-1.45	0.00-1.41
0.95	2.01-2.40	1.72-1.99	1.59-1.81	1.51-1.70	1.46-1.63	1.42-1.57
0.90	2.41-2.80	2.00-2.27	1.82-2.04	1.71-1.90	1.64-1.80	1.58-1.73
0.80*	Over 2.80	Over 2.27	Over 2.04	Over 1.90	Over 1.80	Over 1.73

\*If approved by the Engineer based on an engineering determination that the material is acceptable to remain in place, the Contactor may, accept the indicated partial pay. Otherwise, the Department will require removal and replacement at no cost. The Contractor has the option to remove and replace at no cost to the Department at any time.

\*\*When there are two or more reduced payments for these items in one LOT of material, only the greatest reduction in payment will be applied. CAUTION: This rule applies only to these four gradation test

## GENERAL PROVISIONS

results.

### Notes:

- (1) The No. 40 Sieve applies only to Type S-I, S-II, S-III, FC-I and FC-4.
- (2) Deviations are absolute values with no plus or minus signs.

### **331-5.3 Automatic Batch Plant with Printout**

Acceptance determinations asphalt content for mixtures produced by automatic batch plants with printout will be based on the calculated bitumen content using the printout of the weights of asphalt actually used. Acceptance determinations for gradations (No.4, No. 10, No. 40 and No. 2(0)) will be based on the actual test results from extraction gradation analyses. Payment will be made based on the provisions of Table 331-6.

### **331-5.4 Acceptance on the Roadway**

The bituminous mixture will be accepted on the Roadway with respect to compacted density and surface tolerance in accordance with the applicable requirements of 330A-10 and 330A-12.

### **331-5.5 Additional Tests**

The Department reserves the right to run any test at any time for informational purposes and for determining the effectiveness of the Contractor's quality control. The Department will determine the Marshall properties, a minimum of one set per LOT, to determine whether or not the Contractor is meeting the specification requirements. Specimens will be prepared at the plant and transported to the District or Central Lab where they will be tested in accordance with FM 5-511 for Marshall stability and flow, FM 1- T 209 for maximum specific gravity, and FM 1-T166 for density. When the average value of the specimens fails to meet specification requirements for stability or flow, or the air void content is below 3.0 percent (for structural mixes only), the Contractor's plant operations may be stopped until all specification requirements can be met or until another mix design has been approved (any revisions to a mix design shall be made in accordance with 331-4.3.2). When it is determined necessary to cease operations while the problem is being resolved, the approval of the Engineer will be required before resuming production of the mix. At this time the Marshall properties must be verified,

### **331-6 Compensation**

#### **331-6.1 Items for Which Payment Will Be Made**

For the Work specified under this Section (including the pertinent provisions of Sections 320 and 330A), payment will be made for the area of the pavement, in square yards (after adjustment to the equivalent area of specified-thickness pavement), or, when so shown, the weight of the mixture, in tons.

## **GENERAL PROVISIONS**

### **331-6.2 Area of Pavement for Which Payment Will Be Made**

When the pavement is to be paid for on an area basis, the area to be paid for shall be field measured quantity, omitting any areas not allowed for payment under the provisions of 9-3.2, omitting any areas not allowed for payment under 330A-14.2.

The thickness to be paid for under this section is the thickness shown on the typical section in the Plans.

### **331-6.3 Payment by Weight of Mixture**

Where the pavement is to be paid for by weight, the weight shall be determined as provided in 320-2 (including the provisions for the automatic recordation system).

### **331-6.4 Bituminous Material DELETE IN ITS ENTIRETY**

### **331-6.5 Work Included in Payment Items**

The Contract unit price per ton or per square yard, as applicable, shall be full compensation for all the Work specified under this Section (including the applicable requirements of Sections 320 and 330A).

Payment shall be made under:

Item No. 331-2 – Type S Asphaltic Concrete – per ton.

Item No. 331-72 – Type S Asphaltic Concrete – per square yard.

**END OF SECTION**

## **SECTION 334 SUPERPAVE ASPHALT**

**SECTION 334 SUPERPAVE ASPHALT – DELETE AND SUBSTITUTE THE FOLLOWING:**

### **334-1 Description**

#### **334-1.1 General**

Construct a Superpave asphalt pavement (consisting of either Hot Mix Asphalt (HMA) or Warm Mix Asphalt (WMA)) based on the type of Work specified in the Contract and the Asphalt Work Categories as defined below. Meet the applicable requirements for plants, Equipment, and construction requirements as defined below. Use an asphalt mix, either HMA or WMA, which meets the requirements of this specification.

#### **334-1.2 Asphalt Work Mix Categories**

## GENERAL PROVISIONS

Construction of asphalt pavement will fall into one of the following Work categories:

### 334-1.2.1 Asphalt Work Category 1

Includes the construction of shared use paths and miscellaneous asphalt.

### 334-1.2.2 Asphalt Work Category 2

Includes the construction of new asphalt turn lanes, paved shoulders and other non-mainline pavement locations.

### 334-1.2.3 Asphalt Work Category 3

Includes the construction of new mainline asphalt pavement lanes, milling and resurfacing.

### 334-1.3 Mix Types

Use the appropriate asphalt mix as shown in Table 334-1.

Asphalt Work Category	Mix Types	Traffic Level	ESALs (Millions)
1	Type SP-9.5	A	<0.3
2	Structural Mixes: Types SP-9.5 or SP-12.5 Friction Mixes: Types FC-9.5 or FC-12.5	B	0.3 to <3
3	Structural Mixes: Types SP-9.5 or SP-12.5 Friction Mixes: Types FC-9.5 or FC-12.5	C	≥3

A Type SP or FC mix one traffic level higher than the traffic level specified in the Contract may be substituted, at no additional cost (i.e. Traffic Level B may be substituted for Traffic Level A, etc.). Traffic levels are as defined in Section 334 of the Florida Department of Transportation's (FDOT's) Specifications.

### 334-1.4 Gradation Classification

The Superpave mixes are classified as fine and are defined in 334-3.2.2. The equivalent AASHTO nominal maximum aggregate size Superpave mixes are as follows:

Type SP-9.5, FC-9.5	9.5 mm
Type SP-12.5, FC-12.5	12.5 mm

### 334-1.5 Thickness

The total pavement thickness of the asphalt pavement will be based on a specified spread rate or plan thickness as shown in the Contract Documents. Before paving, propose a spread rate or thickness for each individual layer meeting the requirements of this specification, which when combined with other layers (as applicable) will equal the plan spread rate or thickness. When the

## GENERAL PROVISIONS

total pavement thickness is specified as plan thickness, the plan thickness and individual layer thickness will be converted to spread rate using the following equation:

$$\text{Spread rate (lbs/yd}^2\text{)} = t \times G_{\text{mm}} \times 43.3$$

Where:  $t$  = Thickness (in.) (Plan thickness or individual layer thickness)

$G_{\text{mm}}$  = Maximum specific gravity from the mix design

For target purposes only, spread rate calculations shall be rounded to the nearest whole number.

### 334-1.5.1 Layer Thicknesses

Unless otherwise called for in the Contract Documents, the allowable layer thicknesses for asphalt mixtures are as follows:

Type SP-9.5, FC-9.5	3/4 to 1-1/2 inches
Type SP-12.5, FC-12.5	1-1/2 to 2-1/2 inches

### 334-1.5.2 Additional Requirements

The following requirements also apply to asphalt mixtures:

1. When construction includes the paving of adjacent shoulders (less than or equal to 5 feet wide), the layer thickness for the upper pavement layer and shoulder shall be the same and paved in a single pass, unless otherwise called for in the Contract Documents.
2. For overbuild layers, use the minimum and maximum layer thicknesses as above unless called for differently in the Contract Documents. On variable thickness overbuild layers, the minimum allowable thickness may be reduced by 1/2 inch, and the maximum allowable thickness will be as specified below, unless called for differently in the Contract Documents.

Type SP-9.5	3/8 to 2 inches
Type SP-12.5	1/2 to 3 inches

3. Variable thickness overbuild layers may be tapered to zero thickness provided the Contract Documents require a minimum of 1-1/2 inches of mix placed over the variable thickness overbuild layer.

### 334-1.6 Weight of Mixture

The weight of the mixture shall be determined as provided in 320-3.2 of the FDOT Specifications.

### 334-2 Materials

## GENERAL PROVISIONS

### 334-2.1 Superpave Asphalt Binder

Unless specified elsewhere in the Contract or in 334-2.3.3, use a PG 67-22 asphalt binder from the FDOT's Approved Products List (APL). If the Contract calls for an alternative asphalt binder, meet the requirements of FDOT Specifications Section 336 or 916, as appropriate.

### 334-2.2 Aggregate

Use aggregate capable of producing a quality pavement. For Type FC mixes, use an aggregate blend that consists of crushed granite, crushed Oolitic limestone, other crushed Materials (as approved by FDOT for friction courses per Rule 14-103.005, Florida Administrative Code), or a combination of the above. Crushed limestone from the Oolitic formation may be used if it contains a minimum of 12% silica material as determined by FDOT Test Method FM 5-510 and FDOT grants approval of the source prior to its use. As an exception, mixes that contain a minimum of 60% crushed granite may either contain:

1. Up to 40% fine aggregate from other sources; or,
2. A combination of up to 20% RAP and the remaining fine aggregate from other.

A list of aggregates approved for use in friction courses may be available on the FDOT's State Materials Office website. The URL for obtaining this information, if available, is: <ftp://ftp.dot.state.fl.us/fdot/smo/website/sources/frictioncourse.pdf>.

### 334-2.3 Reclaimed Asphalt Pavement (RAP) Material

#### 334-2.3.1 General Requirements

RAP may be used as a component of the asphalt mixture, provided the RAP meets the following requirements:

1. When using a PG 76-22 (PMA), or PG 76-22 (ARB) asphalt binder, limit the amount of RAP material used in the mix to a maximum of 20% by weight of total aggregate. As an exception, amounts greater than 20% RAP by weight of total aggregate can be used if no more than 20% by weight of total asphalt binder comes from the RAP material.
2. Provide stockpiled RAP material that is reasonably consistent in characteristics and contains no aggregate particles which are soft or conglomerates of fines.
3. Provide RAP material having a minimum average asphalt binder content of 4.0% by weight of RAP. As an exception, when using fractionated RAP, the minimum average asphalt binder content for the coarse portion of the RAP shall be 2.5% by weight of the coarse portion of the RAP. The coarse portion of the RAP shall be the portion of the RAP retained on the No. 4 sieve. The Engineer may sample the stockpile to verify that this requirement is met.



## GENERAL PROVISIONS

4. Use a grizzly or grid over the RAP cold bin, in-line roller crusher, screen, or other suitable means to prevent oversized RAP material from showing up in the completed recycle mixture. If oversized RAP material appears in the completed recycle mix, take the appropriate corrective action immediately. If the appropriate corrective actions are not immediately taken, stop plant operations.

### 334-2.3.2 Material Characterization

Assume responsibility for establishing the asphalt binder content, gradation, and bulk specific gravity ( $G_{sb}$ ) of the RAP material based on a representative sampling of the material.

### 334-2.3.3 Asphalt Binder for Mixes with RAP

Select the appropriate asphalt binder grade based on Table 334-2. The Engineer reserves the right to change the asphalt binder type and grade during production based on characteristics of the RAP asphalt binder.

Table 334-2 Asphalt Binder Grade for Mixes Containing RAP	
Percent RAP	Asphalt Binder Grade
0 - 15	PG 67-22
16 - 30	PG 58-22
> 30	PG 52-28

## 334-3 Composition of Mixture

### 334-3.1 General

Compose the asphalt mixture using a combination of aggregates, mineral filler, if required, and asphalt binder material. Size, grade and combine the aggregate fractions to meet the grading and physical properties of the mix design. Aggregates from various sources may be combined.

### 334-3.2 Mix Design

#### 334-3.2.1 General

Design the asphalt mixture in accordance with AASHTO R 35-12, except as noted herein. Submit the proposed mix design with supporting test data indicating compliance with all mix design criteria to the Engineer. Prior to the production of any asphalt mixture, obtain the Engineer's conditional approval of the mix design. If required by the Engineer, send representative samples of all component Materials, including asphalt binder to a Laboratory designated by the Engineer for verification. As an exception to these requirements, use a currently approved FDOT Mix Design.

Warm mix technologies (additives, foaming techniques, etc.) listed on the Department's website may be used in the production of the mix. The URL for obtaining this information, is: <http://www.dot.state.fl.us/statematerialsoffice/quality/programs/warmmixasphalt/index.shtm>.

## GENERAL PROVISIONS

The Engineer will consider any marked variations from original test data for a mix design or any evidence of inadequate field performance of a mix design as sufficient evidence that the properties of the mix design have changed, and at his discretion, the Engineer may no longer allow the use of the mix design.

### 334-3.2.2 Mixture Gradation Requirements

Combine the aggregates in proportions that will produce an asphalt mixture meeting all of the requirements defined in this specification and conform to the gradation requirements at design as defined in AASHTO M 323-12, Table 3. Aggregates from various sources may be combined.

#### 334-3.2.2.1 Mixture Gradation Classification

Plot the combined mixture gradation on an FHWA 0.45 Power Gradation Chart. Include the Control Points from AASHTO M323-12, Table-3, as well as the Primary Control Sieve (PCS) Control Point from AASHTO M323-12, Table 4. Fine mixes are defined as having a gradation that passes above or through the primary control sieve control point.

### 334-3.2.3 Gyrotory Compaction

Compact the design mixture in accordance with AASHTO T312-12, with the following exceptions: use the number of gyrations at  $N_{\text{design}}$  as designed in Table 334-3.

Traffic Level	$N_{\text{design}}$ Number of Gyrations
A	50
B	65
C	75

### 334-3.2.4 Design Criteria

Meet the requirements for nominal maximum aggregate size as defined in AASHTO M323-12, as well as for relative density, VMA, VFA, and dust-to-binder ratio as specified in AASHTO M323-12, Table 6.  $N_{\text{initial}}$  and  $N_{\text{maximum}}$  requirements are not applicable.

### 334-3.2.5 Moisture Susceptibility

Test 4 inch specimens in accordance with FDOT Test Method FM 1-T 283. Provide a mixture having a retained tensile strength ratio of at least 0.80 and a minimum tensile strength (unconditioned) of 100 pounds per square inch. If necessary, add a liquid anti-stripping agent from the FDOT's APL or hydrated lime in order to meet these criteria.

In lieu of moisture susceptibility testing, add a liquid anti-stripping agent from the FDOT's APL. Add 0.5% liquid anti-stripping agent by weight of asphalt binder.

## GENERAL PROVISIONS

### 334-3.2.6 Additional Information

In addition to the requirements listed above, provide the following information on each mix design:

1. The design traffic level and the design number of gyrations ( $N_{\text{design}}$ ).
2. The source and description of the Materials to be used.
3. The FDOT source number and the FDOT product code of the aggregate components furnished from an FDOT approved source (if required).
4. The gradation and proportions of the raw Materials as intended to be combined in the paving mixture. The gradation of the component Materials shall be representative of the material at the time of use. Compensate for any change in aggregate gradation caused by handling and processing as necessary.
5. A single percentage of the combined mineral aggregate passing each specified. Degradation of the aggregate due to processing (particularly material passing the No. 200 sieve) should be accounted for and identified.
6. The bulk specific gravity ( $G_{\text{sb}}$ ) value for each individual aggregate and RAP component.
7. A single percentage of asphalt binder by weight of total mix intended to be incorporated in the completed mixture, shown to the nearest 0.1%.
8. A target temperature for the mixture at the plant (mixing temperature) and a target temperature for the mixture at the Roadway (compaction temperature). Do not exceed a target temperature of 330°F for PG 76-22 (PMA) and PG 76-22 (ARB) asphalt binders, and 315°F for unmodified asphalt binders.
9. Provide the physical properties achieved at four different asphalt binder contents. One shall be at the optimum asphalt content, and must conform to all specified physical requirements.
10. The name of the mix designer.
11. The ignition oven calibration factor.
12. The warm mix technology, if used.

### 334-4 Process Control

Assume full responsibility for controlling all operations and processes such that the requirements of these Specifications are met at all times. Perform any tests necessary at the plant and Roadway to control the process.

# GENERAL PROVISIONS

## 334-5 General Construction Requirements

### 334-5.1 Weather Limitations

Do not transport asphalt mix from the plant to the Roadway unless all weather conditions are suitable for the paving operations.

### 334-5.2 Limitations of Paving Operations

#### 334-5.2.1 General

Spread the mixture only when the surface upon which it is to be placed has been previously prepared, is intact, firm, dry, clean, and the tack, with acceptable spread rate, is properly broken. Ensure all granular base Materials are properly primed and all asphalt base Materials are properly tacked, prior to paving.

#### 334-5.2.2 Air Temperature

Place the mixture only when the air temperature in the shade and away from the artificial heat meets the requirements of Table 334-4. The minimum ambient temperature requirement may be reduced by 5°F when using a warm mix technology, if mutually agreed to by both the Engineer and the Contractor.

<b>Layer Thickness or Asphalt Binder Type</b>	<b>N<sub>design</sub> Number of Gyration</b>
≤1 inch	50
Any mixture > 1 inch containing a PG asphalt binder with a high temperature designation ≥ 76°C	45
Any mixture > 1 inch containing a PG asphalt binder with a high temperature designation < 76°C	40

#### 334-5.3 Mix Temperature

Heat and combine the ingredients of the mix in such a manner as to produce a mixture with a temperature at the plant and at the Roadway, within a range of plus or minus 30°F from the target temperature as shown on the mix design. Reject all loads outside of this range. For warm mix asphalt, the Contractor may produce the first five loads of the production day and at other times when approved by the Engineer, at a hot mix asphalt temperature not to exceed 330°F for purposes of heating the asphalt paver. For these situations, the upper tolerance of +30°F does not apply.

#### 334-5.4 Transportation of the Mixture

Transport the mix in trucks of tight construction, which prevents the loss of material and the excessive loss of heat and previously cleaned of all foreign material. After cleaning, thinly coat the inside surface of the truck bodies with soapy water or an asphalt release agent as needed to

## GENERAL PROVISIONS

prevent the mixture from adhering to the beds. Do not allow excess liquid to pond in the truck body. Do not use a release agent that will contaminate, degrade, or alter the characteristics of the asphalt mix or is hazardous or detrimental to the environment. Petroleum derivatives (such as diesel fuel), solvents, and any product that dissolves asphalt are prohibited. Provide each truck with a tarpaulin or other waterproof cover mounted in such a manner that it can cover the entire load when required. When in place, overlap the waterproof cover on all sides so it can be tied down. Cover each load during cool and cloudy weather and at any time it appears rain is likely during transit with a tarpaulin or waterproof cover. Cover and tie down all loads of friction course mixtures.

### 334-5.5 Preparation of Surfaces Prior to Paving

#### 334-5.5.1 Cleaning

Clean the surface of all loose and deleterious material by the use of power brooms or blowers, supplemented by hand brooming where necessary.

#### 334-5.5.2 Patching and Leveling Courses

As shown in the Plans, bring the existing surface to proper grade and cross-section by the application of patching or leveling courses.

#### 334-5.5.3 Application Over Surface Treatment

Where an asphalt mix is to be placed over a surface treatment, sweep and dispose of all loose material from the paving area.

#### 334-5.5.4 Tack Coat

Use a rate of application as defined in Table 334-5. Control the rate of application to be within plus or minus 0.01 gallon per square yard of the target application rate. The target application rate may be adjusted by the Engineer to meet specific field conditions. Determine the rate of application as needed to control the operation. When using PG 52-28, multiply the target rate of application by 0.6.

<b>Asphalt Mixture Type</b>	<b>Underlying Pavement Surface</b>	<b>Target Tack Rate (gal/yd<sup>2</sup>)</b>
Base Course, Structural Course, Dense Graded Friction Course	Newly Constructed Asphalt Layers	0.03 minimum
	Milled Surface or Oxidized and Cracked Pavement	0.06
	Concrete Pavement	0.08

### 334-5.6 Placing Mixture

## **GENERAL PROVISIONS**

### **334-5.6.1 Alignment of Edges**

With the exception of pavements placed adjacent to curb and gutter or other true edges, place all pavements by the stringline method to obtain an accurate, uniform alignment of the pavement edge. Control the unsupported pavement edge to ensure that it will not deviate more than plus or minus 1.5 inches from the stringline.

### **334-5.6.2 Rain and Surface Conditions**

Immediately cease transportation of asphalt mixtures from the plant when rain begins at the Roadway. Do not place asphalt mixtures while rain is falling, or when there is water on the surface to be covered. Once the rain has stopped and water has been removed from the tacked surface to the satisfaction of the Engineer and the temperature of the mixture caught in transit still meets the requirements as specified in 334-5.3, the Contractor may then place the mixture caught in transit.

### **334-5.6.3 Checking Depth of Layer**

Check the depth of each layer at frequent intervals to ensure a uniform spread rate that will meet the requirements of the Contract.

### **334-5.6.4 Hand Work**

In limited areas where the use of the spreader is impossible or impracticable, spread and finish the mixture by hand.

### **334-5.6.5 Spreading and Finishing**

Upon arrival, dump the mixture in the approved paver, and immediately spread and strike-off the mixture to the full width required, and to such loose depth for each course that, when the Work is completed, the required weight of mixture per square yard, or the specified thickness, is secured. Carry a uniform amount of mixture ahead of the screed at all times.

### **334-5.6.6 Thickness Control**

Ensure the spread rate is within 10% of the target spread rate, as indicated in the Contract. When calculating the spread rate, use, at a minimum, an average of five truckloads of mix. When the average spread rate is beyond plus or minus 10% of the target spread rate, monitor the thickness of the pavement layer closely and adjust the construction operations.

If the Contractor fails to maintain an average spread rate within plus or minus 10% of the target spread rate for two consecutive days, the Engineer may elect to stop the construction operation at any time until the issue is resolved.

When the average spread rate for the total structural or friction course pavement thickness exceeds the target spread rate by plus or minus 50 pounds per square yard for layers greater than or equal to 2.5 inches or exceeds the target spread rate by plus or minus 25 pounds per square yard for

## GENERAL PROVISIONS

layers less than 2.5 inches, address the unacceptable pavement in accordance with 334-5.10.4, unless an alternative approach is agreed upon by the Engineer.

### **334-5.7 Leveling Courses**

#### **334-5.7.1 Patching Depressions**

Before spreading any leveling course, fill all depressions in the existing surface as shown in the Plans.

#### **334-5.7.2 Spreading Leveling Courses**

Place all courses of leveling with an asphalt paver or by the use of two motor graders, one being equipped with a spreader box. Other types of leveling devices may be used upon approval by the Engineer.

#### **334-5.7.3 Rate of Application**

When using Type SP-9.5 for leveling, do not allow the average spread of a layer to be less than 50 pounds per square yard or more than 75 pounds per square yard. The quantity of mix for leveling shown in the Plans represents the average for the entire project; however, the Contractor may vary the rate of application throughout the project as directed by the Engineer. When leveling in connection with base widening, the Engineer may require placing all the leveling mix prior to the widening operation.

### **334-5.8 Compaction**

For each paving or leveling train in operation, furnish a separate set of rollers, with their operators.

When density testing for acceptance is required, select Equipment, sequence, and coverage of rolling to meet the specified density requirement. Regardless of the rolling procedure used, complete the final rolling before the surface temperature of the pavement drops to the extent that effective compaction may not be achieved or the rollers begin to damage the pavement.

When density testing for acceptance is not required, use a rolling pattern approved by the Engineer.

Use hand tamps or other satisfactory means to compact areas which are inaccessible to a roller, such as areas adjacent to curbs, headers, gutters, bridges, manholes, etc.

### **334-5.9 Joints**

#### **334-5.9.1 Transverse Joints**

Construct smooth transverse joints, which are within 3/16 inch of a true longitudinal profile when measured with a 15-foot manual straightedge meeting the requirements of FDOT Test Method FM 5-509. These requirements are waived for transverse joints at the beginning and end of the project

## GENERAL PROVISIONS

and at the beginning and end of Bridge structures, if the deficiencies are caused by factors beyond the control of the Contractor such as no milling requirement, as determined by the Engineer. When smoothness requirements are waived, construct a reasonably smooth transitional joint.

### **334-5.9.2 Longitudinal Joints**

For all layers of pavement except the leveling course, place each layer so that longitudinal construction joints are offset 6 to 12 inches laterally between successive layers. Do not construct longitudinal joints in the wheel paths. The Engineer may waive these requirements where offsetting is not feasible due to the sequence of construction.

### **334-5.10 Surface Requirements**

Construct a smooth pavement with good surface texture and the proper cross slope.

**334-5.10.1 Texture of the Finished Surface of Paving Layers:** Produce a finished surface of uniform texture and compaction with no pulled, torn, raveled, crushed or loosened portions and free of segregation, bleeding, flushing, sand streaks, sand spots, or ripples. Correct any area of the surface that does not meet the foregoing requirements in accordance with 334-5.10.4.

In areas not defined to be a density testing exception per 334-6.4.1, obtain for the Engineer, three 6 inch diameter Roadway cores at locations visually identified by the Engineer to be segregated. The Engineer will determine the density of each core in accordance with FDOT Test Method FM 1-T 166 and calculate the percent  $G_{mm}$  of the segregated area using the average  $G_{mb}$  of the Roadway cores and the representative PC  $G_{mm}$  for the questionable material. If the average percent  $G_{mm}$  is less than 90.0, address the segregated area in accordance with 334-5.10.4.

### **334-5.10.2 Cross Slope**

Construct a pavement surface with cross slopes in compliance with the requirements of the Contract Documents.

### **334-5.10.3 Pavement Smoothness**

Construct a smooth pavement meeting the requirements of this Specification. Furnish a 15-foot manual and a 15-foot rolling straightedge meeting the requirements of FDOT Test Method FM 5-509.

#### **334-5.10.3.1 Straightedge Testing**

##### **334-5.10.3.1.1 Acceptance Testing**

Perform straightedge testing in the outside wheel path of each lane for the final (top) layer of the pavement. Test all pavement lanes where the width is constant using a rolling straightedge and document all deficiencies on a form approved by the Engineer. Notify the Engineer of the location and time of all straightedge testing a minimum of 48 hours before beginning testing.



## **GENERAL PROVISIONS**

### **334-5.10.3.1.2 Final (Top) Pavement Layer**

At the completion of all paving operations, straightedge the final (top) layer either behind the final roller of the paving train or as a separate operation. Address all deficiencies in excess of 3/16 inch in accordance with 334-5.10.4, unless waived by the Engineer. Retest all corrected areas.

### **334-5.10.3.1.3 Straightedge Exceptions**

Straightedge testing will not be required in the following areas: shoulders, intersections, tapers, crossovers, sidewalks, shared use paths, parking lots and similar areas, or in the following areas when they are less than 250 feet in length: turn lanes, acceleration/deceleration lanes and side Streets. The limits of the intersection will be from stop bar to stop bar for both the mainline and side Streets. In the event the Engineer identifies a surface irregularity in the above areas that is determined to be objectionable, straightedge and address all deficiencies in excess of 3/8 inch in accordance with 334-5.10.4.

### **334-5.10.4 Correcting Unacceptable Pavement**

Correct deficiencies in the pavement layer by removing and replacing the full depth of the layer, extending a minimum of 50 feet on both sides (where possible) of the defective area for the full width of the paving lane, at no additional cost.

## **334-6 Acceptance of the Mixture**

### **334-6.1 General**

The asphalt mixture will be accepted based on the Asphalt Work Category as defined below:

1. Asphalt Work Category 1 – Certification by the Contractor as defined in 334-6.2.
2. Asphalt Work Category 2 – Certification and process control testing by the Contractor as defined in 334-6.3.
3. Asphalt Work Category 3 – Process control testing by the Contractor and acceptance testing by the Engineer as defined in 334-6.4.

### **334-6.2 Certification by the Contractor**

On Asphalt Work Category 1 construction, the Engineer will accept the mix on the basis of visual inspection. Submit a Notarized Certification of Specification Compliance letter on company letterhead to the Engineer stating that all material produced and placed on the project meets the requirements of the Specifications. The Engineer may run independent tests to determine the acceptability of the material.

## GENERAL PROVISIONS

### 334-6.3 Certification and Process Control Testing by the Contractor

On Asphalt Work Category 2 construction, submit a Notarized Certification of Specification Compliance letter on company letterhead to the Engineer stating that all material produced and placed on the project meets the requirements of the Specifications, along with supporting test data documenting all process control testing as described in 334-6.3.1. If required by the Contract, utilize an Independent Laboratory as approved by the Engineer for the process control testing. The mix will also require visual acceptance by the Engineer. In addition, the Engineer may run independent tests to determine the acceptability of the material. Material failing to meet these acceptance criteria will be addressed as directed by the Engineer such as but not limited to acceptance at reduced pay, delineation testing to determine the limits of the questionable material, removal and replacement at no cost to the agency, or performing an Engineering analysis to determine the final disposition of the material.

#### 334-6.3.1 Process Control Sampling and Testing Requirements

Perform process control testing at a frequency of once per day. Obtain the samples in accordance with FDOT Method FM 1-T 168. Test the mixture at the plant for gradation ( $P_{.8}$  and  $P_{.200}$ ) and asphalt binder content ( $P_b$ ). Measure the Roadway density with 6 inch diameter Roadway cores at a minimum frequency of once per 1,500 feet of pavement with a minimum of three cores per day.

Determine the asphalt binder content of the mixture in accordance with FDOT Method FM 5-563. Determine the gradation of the recovered aggregate in accordance with FDOT Method FM 1-T 030. Determine the Roadway density in accordance with FDOT Method FM 1-T 166. The minimum Roadway density will be based on the percent of the maximum specific gravity ( $G_{mm}$ ) from the approved mix design. If the Contractor or Engineer suspects that the mix design  $G_{mm}$  is no longer representative of the asphalt mixture being produced, then a new  $G_{mm}$  value will be determined from plant-produced mix, in accordance with FDOT Method FM 1-T 209, with the approval of the Engineer. Roadway density testing will not be required in certain situations as described in 334-6.4.1. Assure that the asphalt binder content, gradation and density test results meet the criteria in Table 334-4.

<b>Characteristic</b>	<b>Tolerance</b>
Asphalt Binder Content (percent)	Target $\pm$ 0.55
Passing No. 8 Sieve (percent)	Target $\pm$ 6.00
Passing No. 200 Sieve (percent)	Target $\pm$ 2.00
Roadway Density (daily average)	Minimum 90.0% of $G_{mm}$

#### 334-6.4 Process Control Testing by the Contractor and Acceptance Testing by the Engineer

On Asphalt Work Category 3, perform process control testing as described in 334-6.3.1. In addition, the Engineer will accept the mixture at the plant with respect to gradation ( $P_{.8}$  and  $P_{.200}$ ) and asphalt binder content ( $P_b$ ). The mixture will be accepted on the Roadway with respect to density. The Engineer will sample and test the material as described in 334-6.3.1. The Engineer will randomly obtain at least one set of samples per day. Assure that the asphalt content, gradation

## **GENERAL PROVISIONS**

and density test results meet the criteria in Table 334-4. Material failing to meet these acceptance criteria will be addressed as directed by the Engineer such as but not limited to acceptance at reduced pay, delineation testing to determine the limits of the questionable material, removal and replacement at no cost to the agency, or performing an Engineering analysis to determine the final disposition of the material.

### **334-6.4.1 Acceptance Testing Exceptions**

When the total quantity of any mix type in the project is less than 500 tons, the Engineer will accept the mix on the basis of visual inspection. The Engineer may run independent tests to determine the acceptability of the material.

Density testing for acceptance will not be performed on widening strips or shoulders with a width of 5 feet or less, variable thickness overbuild courses, leveling courses, any asphalt layer placed on Subgrade (regardless of type), miscellaneous asphalt pavement, shared use paths, crossovers, or any course with a specified thickness less than 1 inch or a specified spread rate less than 100 pounds per square yard. Density testing for acceptance will not be performed on asphalt courses placed on Bridge decks or approach slabs; compact these courses in static mode only. In addition, density testing for acceptance will not be performed on the following areas when they are less than 1,000 feet continuous in length: turning lanes, acceleration lanes, deceleration lanes, shoulders, parallel parking lanes, or ramps. Density testing for acceptance will not be performed in intersections. The limits of the intersection will be from stop bar to stop bar for both the mainline and side Streets. Compact these courses in accordance with a standard rolling procedure approved by the Engineer. In the event that the rolling procedure deviates from the approved procedure, placement of the mix will be stopped.

### **334-7 Method of Measurement**

For the Work specified under this Section, the quantity to be paid for will be the weight of the mixture, in tons.

The Bid price for the asphalt mix will include the cost of the liquid asphalt and the tack coat application as specified in 334-5.5.4. There will be no separate payment or unit price adjustment for the asphalt binder material in the asphalt mix.

### **334-8 Basis of Payment**

#### **334-8.1 General**

Price and payment will be full compensation for all the Work specified under this Section.

**END OF SECTION**

# **GENERAL PROVISIONS**

## **SECTION 570 PERFORMANCE TURF**

**575-3 CONSTRUCTION METHODS – DELETE AND SUBSTITUTE THE FOLLOWING:**

### **575-3 Construction Methods**

Test the area requiring sod per Section 162-5 and forward results to the Engineer. Apply finish soil layer material in accordance with Section 162 if determined by the Engineer. Fertilize at the rate as shown in Section 570. If soil layer is not determined to be used on areas to receive sod, scarify or loosen the areas to a depth of 6 inches. On areas where the soil is sufficiently loose, particularly on shoulders and fill slopes, the Engineer may authorize the elimination of the ground preparation. Limit preparation to those areas that can be sodded within 72 hours after preparation. Prior to sodding, thoroughly water areas and allow water to percolate into the soil. Allow surface moisture to dry before sodding to prevent a muddy soil condition.

**END OF SECTION**

## **SECTION 580 LANDSCAPE INSTALLATION**

**SECTION 580 LANDSCAPE INSTALLATION IS ADDED TO THIS SPECIFICATION**

### **580-1.00 General**

#### **580-1.01 Scope of Work**

Provide all labor, Materials, Equipment and incidentals required to prepare site to final grade, install landscape trees, plants, sod and irrigation systems in accordance with the Plans and as specified. These Specifications are inclusive of a required guarantee, replacements, clean-up, maintenance services, and maintenance of traffic, all of which shall be included in the unit Bid price for each tree. These Specifications apply to all projects throughout Palm Beach County assigned to the Contractor.

#### **580-1.02 Related Work Specified Elsewhere**

Section 585 – Site Maintenance: These provisions shall apply to all Work in Section 580 - Landscape Installation as appropriate.

#### **580-1.03 General Requirements**

Refer to the Florida Dept. of Transportation Standard Specifications for Road and Bridge Construction, 2021, as the general operating specification document, however Section 580 Landscaping is deleted and replaced with these Specifications for LANDSCAPE

## GENERAL PROVISIONS

INSTALLATION (SECTION 580) and the SITE MAINTENANCE (SECTION 585). Maintenance of traffic requirements are described in the Contract Documents.

- Comply with all applicable federal, state, county and local codes, ordinances and regulations governing this Work.
- The Work shall be coordinated with other trades to prevent conflicts.
- All planting shall be performed by personnel familiar with planting and maintenance of traffic procedures and under the supervision of a qualified landscape foreman, who shall be on-site at all times during the Work.
- Finish Grade: The Contractor shall verify with the Department that final grade has been achieved and shall perform fine grading if so directed by the Department. The Contractor is responsible for any trees or palms that are planted prior to achieving final grade.
- Prior to commencing Work, the Contractor shall visit the site and ascertain all site conditions, including utilities, structures, slopes, access and available Work space to preclude any misunderstandings and to ensure a trouble-free installation. It shall be the Contractor's responsibility to avoid conflicts with existing underground and overhead utilities and structures. The Contractor shall examine available utility Plans and notify the Department of any conflicts and needed adjustments.
- The Contractor shall notify all utilities servicing the Work area at least 48-hours prior to any excavation so that underground utilities may be located. The Contractor has the responsibility to contact **Sunshine State One-Call of Florida, Inc. at 1-800-432-770** to schedule marking locations of the utilities which subscribe to their service.
- The Contractor shall also call (561) 641-3429 for Palm Beach County Water Utility Locations and call (561) 233-3900 for Palm Beach County Traffic Control Utility Locations. In general, the location of trees will be adjusted rather than adjusting the location of utilities or structures. Refer to 580-3.02 for related requirements.
- Prior to the preparation of planting holes, the Contractor shall ascertain the on-site location of, and take necessary precautions to avoid damage to, all above-ground and underground utilities, underdrain trenches, electrical cables, conduits, utility lines, oil tanks, supply lines, pavement, curbing, traffic control devices, pedestrian signals, building structures, or waterproofing. The Contractor shall properly maintain and protect all such improvements. The Contractor shall be responsible for the cost to repair all damages to such improvements caused by his operations.
- The use of mechanical Equipment within five (5') feet of any building or structure to move plants or Materials shall be approved by the Department prior to its use.

## GENERAL PROVISIONS

### 580-1.04 Applicable Documents

- A. Plant nomenclature shall conform to the names given in “The New Royal Horticultural Society Dictionary of Gardening”, which is the source cited by the current September, 2015 edition of Florida Grades and Standards for Nursery Plants, by the Florida Dept. of Agriculture and Consumer Services, Division of Plant Industry (henceforth called Florida Grades and Standards).
1. Names of varieties not included therein shall conform generally with names accepted in the nursery trade.
  2. Substitutions will be permitted only upon submission of proof that any specified plant is not obtainable or suitable for the location as specified on the plan and upon written authorization of the Department.
- B. The Contractor is obligated to be familiar with and understand the following documents in order to comply with the requirements therein to properly perform the Work contemplated in this Contract:
1. All Plans and documents within the Bid package set.
  2. The Florida Grades and Standards, (September, 2015 edition).
  3. The Florida Dept. of Transportation Standard Specifications for Road and Bridge Construction, (2021 edition – as general operating specification document, excluding Section 580, Landscaping).
  4. The Florida Dept. of Transportation, Roadway, and Traffic Design Standards, (January, 2021 edition).
  5. The Palm Beach County Streetscape Standards Manual, (current edition).
  6. The Manual of Uniform Traffic Control Devices for Streets and Highways, by the Federal Highway Administration, (current edition).
  7. The State of Florida Manual on Traffic Control and Safe Practices, (current edition).
  8. The Manual of Uniform Minimum Standards for Design, Construction, and Maintenance of Streets and Highways, by FDOT (current edition).
  9. NCHRP Report 672, Roundabouts: An Informational Guide, (Original Date TRB, 2010; Second Addition August 31, 2020)

### 580-1.05 Quality Control

## GENERAL PROVISIONS

- A. Substitution of Materials and products specified herein, including those meeting “or accepted equal” clauses, shall not be permitted without written authorization from the Department.
- B. Plants shall have a habit of growth that is normal for the species and shall be sound, healthy, vigorous and free from insect pests, fungi plant diseases and injuries. No sod with obvious chinch bug or mole cricket damage will be accepted. Any sod roots that appear to be diseased or the detected presence of grubs or other insects within the soil base will result in the sod being rejected.
- C. Trees (other than palms) shall be heavily branched and shall have a dominant leader and no crossing branches.
- D. All single-trunked palms shall have straight vertical trunks, not re-curved trunks, unless otherwise specifically directed in writing by the Department.
- E. Turf grass to be used is St. Augustine “Floritam” and/or Argentine Bahia, *Paspalum notatum* ‘argentine’ as indicated in the Plans and pay item notes. Seed and sod shall conform to Section 981 of the FDOT 2021 Standard Specifications for Road and Bridge Construction. The sod must be obtained from a sod farm that has been inspected and certified by the Florida Dept. of Agricultural and Consumer Services, Division of Plant Industry, as free of burrowing nematodes. The sod must exhibit a dark green color and be free of weeds and foreign matter. It must have a leaf blade density of at least 90% and be free of any diseased or insect-damaged leaf tissue. The soil base of the sod must be a minimum of ¾” thick and a maximum of 2” thick and contain a healthy root system as indicated by turgid feeder roots that are white in color.

The Contractor shall be responsible to become familiar with the site and shall match adjacent properties with similar species of sod, or as otherwise specified on the Plans. The cost for the varied species of sod will be paid under the unit price for Sodding, SY. Such price and payment shall be full compensation for all Work and Materials (top soil, fertilizer and water) specified in this Section, including the excavation of the trench for the sod, and the satisfactory disposal of excavation material.

- F. Plant material shall be Florida Grade No. 1 or better as outlined under the current edition of Florida Grades and Standards.
  - 1. All plants not listed in Florida Grades and Standards, shall conform to a Florida Grade No. 1 as to: (1) health and vitality; (2) condition of foliage; (3) root system; (4) freedom from pest or mechanical damage; (5) heavily branched and densely foliated according to the accepted normal shape of the species.
  - 2. Undersizing plant Materials or substituting one species or cultivar for another are Contract violations, but have no bearing on plant grading. Undersizing or substituting species or cultivars may be permitted only if authorized by the Department in writing.
  - 3. Verification of specified grades are to be determined at the time of delivery (even for trees inspected, accepted, and tagged by the Contractor with the Department at respective

## GENERAL PROVISIONS

nurseries). Grades determined at the time of delivery inspection or during the course of conducting a regrading inspection shall be based on the growth characteristics and condition of the plant at the time of grading. The grade shall not be based on any future or predicted growth potential of the plant. Each tree shall be maintained by the Contractor to Florida Grade No. 1 standards until the date of written Final Acceptance by the Department for that tree. The Department is the final authority to determine if a tree does or does not meet Florida Grade No. 1 standards, including health and vigor of the tree.

4. If at any time during plant installations, the Department believes that any trees are not of the specified grade, the Department may, at their discretion, request a regrading inspection by the Division of Plant Industry. Upon the findings provided thereby, the Department may seek further remedy by requesting replacement of plant Materials or other corrective actions, including, but not limited to, legal redress.
- G. The Department shall have the right, at any stage of the operations, to reject any and all Work and Materials, which, in the Department's opinion, do not meet the requirements of these Specifications or aesthetically do not comply with design intent. Trees that are scarred or damaged during delivery or off-loading will be rejected.
- H. Plant Materials, as proposed by the Contractor, are required to be inspected, accepted and tagged at the respective nurseries by the Contractor with the Department prior to any delivery to the project site, unless waived by the Department in writing. If such waiver is granted, the Department will inspect and approve representative plant material samples at the project site or at the respective nurseries prior to delivery to the project site. Waivers will only apply to the specific projects (Work Orders) and species designated by the Department. Certificates of Nursery Origin may be required for plant Materials not tagged by the Contractor with the Department.

### **580-1.06 Certificate of Inspection:**

- A. All shipments of plant material shall originate from state registered nurseries which have undergone regular inspections by the authorized State Agencies prior to delivery to the project site.
- B. State inspection certificates certifying respective plant nurseries of origin shall accompany the bill of lading or invoices. Any certificates of inspection required by the state for specific species also will be provided additionally. Any required transportation documents are to be submitted with invoices as back-up.
- C. Contractor shall furnish the Department with copies of manufacturer's literature, labels, samples, certifications, Material Safety Data Sheets, and Laboratory analytical data for fertilizers, mulch, planting soil backfill mix, chemicals, staking/guying Materials and other products as appropriate, prior to use or application on any project.
- D. Monitor turf areas and remove all competing vegetation, pest plants, and noxious weeds (as listed by the Florida Exotic Pest Plant Council, Category I "List of Invasive Species",



## GENERAL PROVISIONS

Current Edition, <http://www.fleppc.org>). Remove such vegetation regularly by manual, mechanical, or chemical control means, as necessary. When selecting herbicides, pay particular attention to ensure use of chemicals that will not harm desired turf or wildflower species.

### 580-1.07 Measurements:

- A. The minimum acceptable size of all plants measured after pruning, with branches in normal positions, shall conform to the measurements as shown on landscape Plans and conform to the Florida Grades and Standards. Deviations from these measurements must be approved in writing by the Department.
- B. The caliper (diameter) of tree trunks is measured six (6") inches above ground level for trees with calipers up to and including four (4") inches in caliper, and twelve (12") inches above the ground for larger trees.
- C. The caliper (diameter) of palm tree trunks is to be taken at the widest portion of trunk measured between 1' and 3' above the soil line.

### 580-1.08 Shipment and Delivery:

- A. Contractor shall notify the Department, a minimum of 48-hours in advance (excluding weekends and Holidays), of all plant material deliveries. Contractor shall be responsible for delivery, storage, and security of all Materials specified.
- B. Plant Materials shall be protected from sun-scalding and weather and adequately packed to prevent breakage and drying during transit and storage.
- C. The Department will exercise its option to inspect, select and assist the Contractor with the tagging of plant Materials at the nursery proposed by the Contractor unless waived as in ITEM 580 -1.05 H.
- D. Tamper-resistant identification tags supplied by the Contractor and placed on all trees and palms selected for installation, shall show no evidence of tampering upon inspection for Initial Acceptance (of installation). These tags shall be removed following the Department's Initial Acceptance (of installation).
- E. Plants which do not meet Specifications for quality or size herein stated, or plants that show improper handling, or arrive on-site in an unsatisfactory condition (as described in Florida Grades and Standards), will be rejected. Rejected plants shall immediately be removed, disposed of, and replaced with accepted nursery stock of like variety, size, and age. These plants shall be replaced without additional cost to the Department.
- F. Initial acceptance of plant material for initial payment will be given only after material is planted and after meeting requirements prescribed herein.

## GENERAL PROVISIONS

- G. Plant materials may be reserved in advance by the Department from nursery sources provided by the Contractor for predetermined amounts of time prior to shipment and delivery. The reserve period will be designated by the County Department issuing the work order and will begin upon the issue date of the work order. Designated time periods will be 1-90 days, 1-180 days, and 1-270 days. The County will compensate the Contractor a percent of the unit price for each unit of plant material reserved in advance of shipment and delivery. This percentage amount is as follows:

<u>Reserve Period</u>	<u>Percent of Unit Price Paid for Reservation of Plant Material</u>
1 - 90 Days	10%
1 - 180 Days	25%
1 - 270 Days	50%

All advance payments shall be applied to the balance owed to the Contractor by the Department upon the completion of any applicable warranty periods. All post- installation guarantees, as specified in ITEM 585 - 1.11, shall apply to all plants held in reserve by the Contractor with no period of reserve time serving as a replacement for any warranty periods specified within the current contract. The Contractor shall select and maintain all plant materials reserved by the Department in a manner and condition designated in ITEM 580 - 1.05. Reserved plant materials shall conform to the type and quality specification listed in ITEM 580 - 2.02. The Department may, at its discretion, reserve plant materials that are less than the caliper, height, spread, clear trunk or rootball size, as designated in the Bid Item description for each unit listed. However, all plant materials must meet the stated specifications prior to shipment and delivery by the Contractor, unless given a written waiver by the Department. The Contractor shall not accept reserve payment for any plant materials that it knowingly cannot provide at the end of the designated reserve period. The Contractor shall notify designated Department representatives within 24 hours if plant materials reserved for any designated period become unavailable. The Contractor shall make available to the Department like species of acceptable specifications if any reserved plant materials are sold to other parties or otherwise rendered substandard during the designated reserve period. In the event that like species of similar quality are not made available by the end of the designated reserve period, the Contractor shall issue a credit or refund any reserve payments for that quantity of plant materials, at the discretion of the Department. The Department shall forfeit any reserve payments made to the Contractor if the Department elects to delay the scheduled shipment and delivery beyond the reserve period contracted for. The Contractor shall grant the Department a reserve time extension, based on additional payment issued within ten (10) days of the end of the contracted reserve period, unless the Contractor can show that any reserved plant materials would exceed the specifications as listed in the Bid Item description for each unit of plant material during the extension of the reserve period.

### **580-1.09 Tree Transplanting:**

- A. The Contractor shall provide tree transplanting services as requested by the Department. This service is to be performed by the Contractor within an agreed upon period of receipt of a Work

## GENERAL PROVISIONS

Order. Trees transplanted within 90 days of original installation by the Contractor shall carry the balance of the warranty as specified in ITEM 585 -1.11. No warranties shall apply to trees installed more than 90 days prior to transplantation or trees installed by other parties.

- B. Transplanted trees shall be watered for the balance of the warranty period or for a period of 30 days for non-warranted trees. Watering procedures must adhere to the Specifications designated in ITEM 580 -2.06 and SECTION 585 -SITE MAINTENANCE.
- C. Palm tree transplanting procedures include digging, loading, transporting, re-planting with Project Engineer approved backfill material and restaking. The original planting hole must be backfilled and sodded.
- D. Hardwood tree transplanting procedures include root pruning of established trees, digging, loading, transporting, replanting with approved backfill material and restaking. The original planting hole must be backfilled with suitable material at the direction of the Project Engineer.
- E. Use machinery that is designed to root prune tree/palm roots with a clean cut. Do not use machinery that will tear or shred the root system. Cut the root system in quarter sections to allow for new feeder roots to develop. If hand root pruning, use sharp cutting instruments to provide clean cuts (no Tearing or Shredding) to the existing root system. Allow a minimum of 18-24" of space to cleanly cut the roots and fill the root pruned area with proper backfill as specified in 580-2.00 Products, 580-2.01- Subsection A – D (Planting Soil Backfill Mix). Reuse native clean fill mixed with topsoil to promote new root development.
- F. Large Hardwoods trees exceeding 8" Cal. shall be transported/moved by the following method.

To protect the integrity and health of the hardwood to be transplanted, a Certified Arborist or Landscape Architect must be consulted "Prior to Relocation" through the County designated representative to determine the best methodology to relocate the designated transplant material. I.E; "A large Live Oak could be relocated by drilling the trunk with a minimum of a 1-1/2" wood drilling core bit to eliminate damage to the main cambium layer, inserting a 1" solid steel rod through the trunk to attach strapping material to and lifting the tree with no stress on the cambium layer.," or a 90" Tree Spade, or Crane method. These are examples of recommended relocation methods but not inclusive of all methods to relocate material. This is written as a guideline only.

G.

### **580-2.00 Products**

#### **580-2.01 Planting Soil Backfill Mix**

- A. All planting areas (except as directed by the Project Engineer) shall be backfilled with a mixture of prepared plant soil mix as shown below to be accepted by the Department prior to use on each project site. Terrasorb AG (super-absorbent water retainer as manufactured by Industrial Services International, Inc.), or similar product accepted in writing by the

## GENERAL PROVISIONS

Department, shall be added to all non-irrigated planting soil backfill mixes at the rate specified by the manufacturer.

- B. This Work shall consist of removing surface debris and then excavating a planting hole and blending compost with the excavated soil to improve soil quality and plant growth. The Planting Soil Backfill Mix shall be created on the project site by uniformly mixing compost with the excavated soil of the planting hole at a 1:3 ratio (25% compost: 75% excavated soil). Backfill and firm the soil blend around the rootball within the planting hole, as described under Part III – Execution. This specification applies to all types of containerized and balled and burlapped plant material.
- C. Compost shall be a stabilized mixture derived from organic wastes such as food and agricultural residues, animal manure, mixed solid waste and biosolids (treated sewage sludge) that meet all State Environmental Agency requirements. The product shall be well composted (mature compost, not green compost), free of viable weed seeds and nematodes and contain material of a generally humus nature capable of sustaining growth of vegetation, with no Materials toxic to plant growth.

Compost shall have the following properties:

Parameters	Range
pH	5.5 – 8.0
Moisture content	35% - 55%
C:N ratio	15 – 30:1
Organic matter	> 50%
Particle size	< 1 inch
Soluble salts	< 4.0 mmhos (dS)
Bulk density	< 1000 lbs/cuyd
Foreign matter	< 1% by weight

- D. This specification covers the properties of **AllGro™** as distributed by: **AllGro**, 4 Liberty Lane West, Hampton, NH 03842, telephone (800) 662-2440. The Contractor shall utilize **AllGro** compost, or Department-accepted equal, as directed above.

### 580-2.02 Plant Material

- A. The words “Plant Materials” or “Plants” or “Trees” refer to and include trees and palms. “Plant Materials” shall also refer to accent plants, ground covers and woody ornamentals. When the words “palms” or “palm trees” are utilized, no reference to other tree types is intended. When the words “trees (excluding palms)” are utilized, no other reference to palm trees is intended.
- B. Plant species shall conform to those species and cultivars indicated on the Plans and in the Specifications.
- C. Plants shall be sound, healthy, vigorous, free from plant diseases, insect pests or their eggs and shall have healthy normal growth and root systems. Tree trunks shall have the specified caliper, straight with no fresh cuts, fissures, scrapes, or scars, and shall have the specified clear

## GENERAL PROVISIONS

trunk height, overall height, spread, and rootball size, as applicable. Container grown plant Materials shall be "Florida Fancy" as described in Florida Grades and Standards , Shrubs, Groundcovers and Vines.

- D. The species and varieties furnished by the Contractor shall include those listed below and/or substitutions mutually agreed upon by the Contractor and the Department. The basis to be used for comparison of plants to be substituted in the respective categories shall be plant descriptions and wholesale prices as described in Betrock Information Systems' PlantFinder.
- E. Trees are required to be one of the following:
1. Container Grown
    - a. Plastic containers: Trees grown in plastic or other rigid containers shall be well established and in the container for at least 60 days, and not root-bound. Minimum container size guidelines will follow those established by Florida Grades and Standards.
    - b. Fabric containers: Minimum rootball size will follow the guidelines established in Florida Grades and Standards. Trees grown in fabric bags should be properly root-pruned and hardened-off in the nursery following harvesting for 45-90 days.
    - c. All slash pines and wax myrtles are required to be container-grown for entire lives before planting on project sites.
  2. Field Grown: Shall have the appropriate root ball size based on the tree's trunk diameter (caliper) and/or height as established by the Florida Grades and Standards. Rootball depth on balled and burlapped (B&B) stock (excluding palms) shall be at least 2/3 of the rootball diameter shown. Field grown trees should be properly root-pruned and hardened-off in the nursery for a period of 45-90 days, and will be inspected by the Department for new root growth.
    - a. Field grown balled and burlapped (B&B) trees are usually specified on the unit Bid price plant list, however upon Department approval, well established non-root bound container plants may be substituted for B&B material, when all other requirements, Specifications, and unit Bid prices of B&B trees are adhered to.
    - b. Natural fabric burlap is to be utilized. Synthetic woven plastic fabrics and wire baskets are prohibited unless the Department provides written approval.
- F. Collected plants shall not be used unless specifically called for in the Specifications or accepted in writing by the Department. The type, size, and availability of specific species will be the basis of selection of any collected plants.

## GENERAL PROVISIONS

- G. All plants for this project are to be secured from state registered nurseries within the south and central Florida areas (as defined by Betrock Information Systems' PlantFinder geographic regions) unless authorized in writing by the Department.

### 580-2.03 Quantities

- A. The quantities shown in the leader call-outs in the Plans govern the required installed quantities. The Plant List summarizing quantities is provided as a reference only. The Contractor is responsible for his own take-off. Discrepancies must be brought to the Department's attention, in writing, at the time of ordering plant Materials.
- B. The Department reserves the right to adjust the number and locations of the designated types and species of plants to be used at any of the locations shown. The Department shall make payment based on the actual quantities installed as approved in writing by the Department.

### 580-2.04 Fertilizer for Plantings

- A. Provide commercial grade granular fertilizer uniform in composition, dry and in a free-flowing condition for application by suitable Equipment, delivered in unopened bags or containers, each fully labeled and complying with Florida State fertilizer laws.
- B. Provide a complete fertilizer with proper ratio of nitrogen (N), phosphorus (P), and potassium (K) for the species, including micronutrient trace elements of iron, manganese, zinc, copper, and boron. Provide acid-based, slow-release (sulfur coated) formulas with at least 50% slow-release of nitrogen and potassium.
- C. For non-flowering trees, use 13-3-13 high sulfur, iron, and potash; and for flowering trees, use 15-4-11 high sulfur, iron, potash, magnesium, and manganese – both to be acid based, slow-release nitrogen (sulfur coated) to include minor elements (or accepted equal).
- D. For palm trees use a 'palm special type' 8-4-10 to include minor elements, very high sulfur, manganese, magnesium, and iron; 50% slow-release nitrogen and potassium; and acid-based (sulfur coated) or accepted equal.
- E. For accent plants, ground covers and woody ornamentals, use 16-4-8 that includes micro nutrients, 25% sulfur coated area, 50% slow release nitrogen, or accepted equal.

### 580-2.05 Top Mulch

- A. Mulch shall be recycled, not harvested wood, and made entirely from the wood and bark of the Melaleuca quinquenervia tree, eucalyptus tree, cypress tree milling by-product, or mixed hardwoods. NO CYPRESS MULCH SHALL BE USED ON STATE ROADS. The mulch shall be shredded, cleaned, sized, and aged (heated) to destroy weed seeds, pathogens, and insects. It shall not contain more than 10% (by volume) bark. Shredded pieces of mulch shall not be larger than ¾" diameter and 1-1/2" in length. Mulch shall be free of weeds, seeds (including Melaleuca spp. seeds), soil, and any other organic or inorganic material.

## GENERAL PROVISIONS

- B. Prior to its delivery, mulch shall have been inspected and certified by the Florida Dept. of Agriculture and Consumer Services, Division of Plant Industry, as free of burrowing nematodes. All proof of delivery shall bear official State of Florida stamp of inspection and certification (Grade AA or A). Deliver in bags or bulk by the cubic yard.
- C. All material specified shall be processed specifically for use as mulch around trees and plant beds. The use of construction wood or wooden pallets (which do not decompose and/or may harbor pests), the use of fresh-wood mulch (which deprives surrounding plants of nitrogen), or the use of color dyed mulches, is prohibited.

### 580-2.06 Water

Contractor shall provide water, labor, and Equipment (including a self-canceling nozzle with a diffuser) necessary to distribute water as required for all installed Materials using hand-watering methods. Existing or proposed irrigation systems will not be relied on to provide water for newly planted Materials. Use water free of elements toxic to plant and/or animal life. Refer to SECTION 585 – SITE MAINTENANCE for detailed watering Specifications.

### 580-2.07 Guying and Staking Material

- A. Support stakes, braces, battens, and anchor stake pads shall be structurally sound, #2 grade, yellow pine, or #2 cedar; free of knot holes, splinters, checks, or cracks, and sized and arranged as per details on plan.
  - 1. Minimum nominal size of vertical stakes: 2"x4" with the length adjusted as appropriate for proper staking relative to tree height or as per Specifications/details.
  - 2. Minimum nominal size of angled braces: 2"x4" with the length adjusted as appropriate for proper staking relative to tree height as per Specifications/details.
  - 3. Anchor stake pads for braces to be 2"x4" and a minimum of 12" long.
  - 4. Battens for braces to be 2"x 4" and a minimum of 12" long.
- B. Banding at brace battens for heavy trunked palms and specified trees shall be minimum 1" steel manufactured specifically for banding – minimum two (2) bands per palm. Wrap palm trunks (excluding Washington palms) with minimum of five (5) layers of heavy nursery grade, burlap cloth before installing battens.
- C. For small trees using vertical support stakes, trunks shall be secured to such stakes with guying material that is wide, smooth, sturdy and flexible plastic or rubber such as Wellington tape or accepted equal. Guying tape to connect trunk to support stake at 90°. This flexible tape shall replace the traditional guy wire and hose method in order to avoid damage to trunk and branches.

## GENERAL PROVISIONS

- D. Unless the appropriate painting Bid item is included in the applicable Work Order, then all vertical stakes, angled braces, anchor stake pads, and/or battens shall be provided and installed as natural, unpainted wood. When the appropriate painting Bid item number is included in the applicable Work Order, then the wood for all vertical stakes, angled braces, anchor stake pads, and/or battens shall be painted Forest Green using Behr exterior grade flat latex paint, or accepted equal, such that there is complete coverage of all surfaces. This painting shall be done prior to delivery of the wood staking and bracing material to the planting site. The only painting allowed at the planting site will be minor touch-up by brush only for saw cuts, abrasions, nicks, etc. There shall be no spray painting at the planting site. Care shall be exercised to avoid wet paint coming into contact with the tree/palm, Wellington tape, banding, or burlap.
- E. To the extent that painted vertical stakes, angled braces, anchor stake pads, and/or battens are proposed by the Contractor for re-use, then in addition to meeting other specification requirements, they shall receive a fresh, complete coat of the above specified paint. This complete paint coverage shall be maintained in good condition until staking and bracing Materials are removed from the planting site. The Department reserves the right, at its discretion, for the Department to paint staking and bracing material.

### **580-2.08 Root Barrier Material**

The Contractor shall provide and install rigid root barrier, DeepRoot UB 48-2 by Urban Landscape Products, or flexible fabric root barrier, Typar Biobarrier Root Control System as manufactured by Reemay, Inc., or accepted equal, as directed by the Department or as indicated in the Plans or as required by the permitting agencies. All safety precautions and installation procedures prescribed by the manufacturer shall be adhered to.

### **580-3.00 Execution**

#### **580-3.01 General**

- A. The Contractor's Work shall conform to accepted horticultural practices as used in the trade, unless specifically directed to the contrary by the Contract Documents or otherwise by the Department.
- B. Plants shall be protected upon arrival at the site by being thoroughly watered and properly maintained until planted. Plants shall be provided complete shade until installation, unless directed differently by the Department. If a balled and burlapped (B&B) tree is not planted within 12-hours of delivery then the rootball shall be kept covered with a moist material to prevent drying of root growth tips until planting. Plants shall not remain unplanted on-site for a period exceeding 24-hours. All sod must be installed within 72 hours of harvest from the source farm. Any sod which is not planted within 24 hours after cutting shall be stacked in an accepted manner and maintained in a properly moistened condition. Any sod left on the Work site for more than 48 hours before installation will be rejected. All sod delivered to the Work



## GENERAL PROVISIONS

site will be contained on 48" x 48" wooden pallets and individual pieces be no smaller than 12" x 24".

- C. The Contractor shall install and maintain all plants (through final acceptance) in accordance with the requirements of the project Plans, Bid documents/Specifications, and applicable standards as listed under ITEM 580 -1.04 B.

### 580-3.02 Layout of Planting Holes

- A. The approximate location of some existing above-ground and underground utilities, structures, and other improvements are shown on the landscape Plans for general information purposes only, and are not to be relied upon nor regarded as relieving the Contractor of responsibility for verifying exact field locations. All such improvements shall be investigated and verified in the field before starting Work. Refer to ITEM 580 -1.03 F for other applicable requirements.
- B. Should the Contractor encounter overhead or underground obstructions, Median modifications, or other conditions which interfere with the specified locations for plantings, then the Contractor shall immediately notify the Department and alternate planting locations or plan modifications will be selected and approved by the Department. Trees which cannot be adjusted to accommodate such conditions and still adhere to clear sight spacing and clear zone requirements, will be eliminated.
- C. Before digging of planting holes, the location and arrangement of the planting shall be marked by the Contractor. The Contractor shall notify the Department a minimum of 48-hours in advance (excluding weekends and/or Holidays). The Department shall reserve the right to approve or reject all marked tree locations which shall conform to the requirements of the Specifications, Plans, and details unless otherwise addressed above.

### 580-3.03 Tree and Palm Installation

- A. All planting holes shall be excavated to size and depth specified herein and in accordance with the Plans and details, and backfilled with the prepared Planting Soil Backfill Mix as specified or as directed by the Project Engineer. The general planting procedures for all trees and palms, whether B&B or container grown, are similar except as noted below.
  - 1. Container-grown trees and palms:
    - (a) Any container-grown (CG) plants which have become pot-bound or for which the top system is too large for the size of the container, shall be rejected.
    - (b) CG plants shall not be removed from the container until immediately before planting, and with all due care to prevent damage to the root system. At such time, all containers shall be cut and opened fully, in a manner that will not damage the root system.
    - (c) Trees in containers shall be carefully removed from the pots, cans, boxes, or other containers in a manner not to damage the roots or the rootball of soil formed by the

## GENERAL PROVISIONS

container. Scraping the rootball on the sides and bottom to stimulate new root growth outside of the existing rootball should be performed prior to placement into the hole.

2. Balled and Burlapped Trees and Palms: Always move B&B plants (except heavy trunked palms) by the rootball only. Never use the trunk as a handle to pick up or move these plants. Care should be taken not to disturb the rootball, as this would severely damage the root system. Removal of all the burlap before planting is not necessary (if it is biodegradable fabric), although the top one-third (1/3) of the burlap shall be pulled back and cut off.

If accepted for use under ITEM 580-2.02 E.2.b, synthetic fabrics and wire baskets require special attention. Remove woven plastic fabrics and nylon twine completely after setting the plant in the hole since such nondegradable Materials can girdle stems and roots as they expand through the material. However, this practice may not be feasible when moving large trees that have been sleeved in woven plastic Materials before being placed in wire baskets. Slice the material through the wire basket and remove as much as possible to facilitate healthy root growth into the landscape soil. Once the tree is set in the planting hole, cut off all of the wire basket (that is not under the rootball) before backfilling.

3. Palms: Generally, procedures for planting balled and burlapped trees are suitable for palms. Palms shall be harvested with a rootball appropriate for the size and species of palm per the current Florida Grades and Standards. Foliage of all palm species except Sabal palmetto shall have the leaves tied with a biodegradable twine or burlap in a bundle around the bud. Fronds shall be untied by the time of the first quarterly inspection, unless the Contractor deems this to be detrimental to the palm. Complete leaf removal at the time of digging is required when planting Sabal palmetto, however, protection is required for heart frond and bud.
- B. Circular planting holes with vertical sides shall be excavated for all trees. The diameter of planting holes for all trees shall be a minimum of 1.5 times larger than the rootball, per planting details, unless prevented by site obstructions or otherwise authorized in writing by the Department. The depth of each planting hole shall be not less than 6" deeper than the height of the root ball or container as applicable and as per planting details.
  - C. Trees shall be set in planting holes on the specified prepared planting soil mix backfilled and brought to a height to permit the top of the rootball to be 2" above the surrounding finish grade at the completion of tree installation. This allows for some settling such that the final planting will be at the same depth the plants grew in the nursery. All trees shall be planted in a vertical position (plumb). All trees shall be handled by a padded nylon strap around the rootball for lifting purposes. Heavy-trunked palms may be lifted by the trunk provided the lifting strap is padded.
  - D. After placing the tree in the hole, the planting soil specified herein shall be slowly watered into place in layers and then firmly tamped to eliminate voids and air pockets and to ensure the backfill mixture is surrounding the rootball. Do not overly compact the soil to the point that it would be detrimental to the tree's health. All tamping shall be such that no trees will settle

## GENERAL PROVISIONS

below their original growing height and the surrounding finish grade. Do not mound any soil over the roots.

- E. For water retention, a minimum 6" high circular earthen berm (water ring) shall be formed around each tree such that the inside edge is located at the perimeter of the 6' wide planting hole.
- F. All trees shall be thoroughly watered at the time of planting and kept adequately watered to ensure healthy Florida Grade No. 1 trees until time of final acceptance. No allowances will be made for tree or palm losses due to lack of adequate or proper watering. Following initial acceptance, the watering requirements of ITEM 585-3.01 C shall be complied with.
- G. Pruning shall be done on-site after planting (with due regard to the natural form and growth characteristics of each specie) to remove damaged limbs, to remove branches falling within the required clear site window, or as directed to improve overall plant appearance. Do not remove more than 15% of branches unless otherwise approved by the Department in writing. Pruning methods shall follow standard horticultural practices using appropriate tools. Lopping, shearing, or topping of plant material will be grounds for rejection. Damaged, scarred, frayed, split, or skinned branches, limbs, or roots shall be pruned back to live wood, unless such damage, once so corrected, causes the tree to not meet the Florida Grade No. 1 standard, thus requiring tree replacement at no additional expense to the Department. The central leader or bud shall be left intact unless severely damaged, in which case the tree will be replaced at no additional expense to the Department. Remove any tree leader dowels and fasteners at the time of planting.
- H. During the course of planting, excess and waste Materials shall be removed by the end of each day's operations. When planting in an area has been completed, all debris from planting operations shall be removed and the area maintained in this finished state until final acceptance.

### **580-3.04 Fertilizing**

After planting tree, and prior to mulching the saucer, apply the recommended types and quantities of fertilizer appropriate for tree type according to the manufacturer's recommended rate Specifications for new plantings. Apply fertilizer to the soil surface within the saucer area such that the granular fertilizer is mixed into the top 6" of soil around the edge of the root zone to the perimeter of the saucer berm and then watered in. Never allow fertilizer to touch the trunk of the tree to avoid burning by soluble salts. The use of tablet-type fertilizers such as "Agri-Form" or equal, to be placed in the planting hole prior to backfilling is also acceptable.

### **580-3.05 Mulching**

- A. Prior to mulching the saucer area around each tree, remove all weeds, debris, and rocks (over 1" diameter), and then level the soil inside the saucer area surrounded by the circular berm without covering the top of the rootball.

## GENERAL PROVISIONS

- B. A 3" layer of the specified biodegradable mulch, suitable to the Project Engineer, shall be placed around all newly planted trees within earth berms surrounding saucers as defined in ITEM 580-3.03 E and as shown on drawings and as specified. For individual plants, the mulch shall be spread to entirely cover the saucer area within the circular earth berm. Mulch shall be installed and maintained a minimum of 3" away from the trunks of all trees. Once in place, the mulch is to be watered until saturated.
- C. This 3" mulch layer shall be maintained around each tree by the Contractor until its final acceptance in order to buffer soil temperature, reduce weed competition, conserve moisture, and increase soil nutrient availability.

### 580-3.06 Guying and Staking

- A. Guy and stake plant Materials as specified and detailed to assure upright form, and in accordance with the following:
  - 1. All trees with calipers smaller than 2-1/2" shall be staked with three (3) vertical stakes 120° apart. All trees with calipers between 2-1/2" and 4-1/2" inclusive shall use four (4) vertical stakes 90° apart. All stakes shall be 2"x4" (with length sized relative to tree height such that stakes reach the height of major branching), set vertically at least two (2') feet into the ground, and at least 12" deep into undisturbed soil, and also set against the planting hole wall. The tree shall be centered within the stakes and held firmly in place by Wellington Tape (or accepted equal), and tied to the stake and the tree to prevent slippage. Tighten guying tape as necessary to ensure tree is secured in upright position.
  - 2. Heavy-trunked palm trees and trees with calipers over 4-1/2" shall be braced with a minimum of four (4) 2"x4" wood braces (with length sized relative to tree height), toenailed to 2"x4"x12" minimum battens which are tightly secured at two points to the tree (with 1" steel banding), at a point at least 1/3 the clear trunk height. Provide one (1) batten per brace minimum with additional battens as needed to prevent banding from touching trunk. The braces shall be set at an angle between 45° and 60° to the ground. The trunk shall be padded with five (5) layers of burlap under the battens (except for Washington palms). Braces shall be approximately 90° apart and secured underground by 2"x4"x12" minimum anchor stake pads hammered such that the deepest point is at least ten (10") inches below finish grade. Anchor stake pads shall not be exposed more than 2" above finished grade and be located no farther from the trunk than 6" from the outside toe of the earth berm around the saucer. The tree shall be centered within the braces.
- B. All trees and palms shall be staked/braced on the same day as installed, and at no time shall any newly planted tree or palm remain without stakes for more than 24-hours after installation. The Department may prohibit completion of any further Work until all plant material has been appropriately staked. The Contractor's guying and staking shall prevent trees from falling or being blown over (including by high winds). The Contractor shall re-straighten, replant, and restake all trees which lean or fall, and remove all trees which are damaged due to lack of proper guying and staking within two (2) Working Days of notification by the Department. The Department will determine if the fallen tree is damaged and is to be replaced. Such

## GENERAL PROVISIONS

decision shall not be cause for additional expense to the Department. Damaged trees shall be replaced and guyed or staked at no additional cost to the Department within 30 Calendar Days of notification occurring at quarterly inspections.

- C. All guys and stakes found to be too loose or damaged shall be repaired, tightened, and/or replaced within two (2) Calendar Days of notification by the Department at no cost to the Department. Guys and stakes shall be fully maintained to provide adequate structural support for the plant providing a neat, orderly and clean appearance. In cases of stake or brace damage caused by circumstances beyond those covered in the Contract, such as vehicular accidents, the Contractor shall replace damaged stakes as specified by the Department at Bid price.
- D. At the Contractor's discretion, all guying and staking material should be removed between the sixth (6<sup>th</sup>) and twelfth (12<sup>th</sup>) months following planting. At the Contractor's option, the anchor stake pads shall be either completely removed or driven into the ground such that the top of the stake is a minimum depth of 4" below grade. The Contractor shall notify the Department fifteen (15) Calendar Days prior to removing guying and staking material. Removal of guying and staking Materials shall not relieve the Contractor of any responsibilities of any warranted Materials that may be in place.

### **580-3.07 Maintenance Prior to Initial Acceptance (At Installation)**

The Contractor's maintenance shall commence after each plant is planted and shall continue until initial acceptance (at installation), after which the formal minimum twelve (12) month maintenance/guarantee period shall commence. All maintenance operations before and after Initial Acceptance (at installation), shall be conducted consistent with Specification SECTION 585 -SITE MAINTENANCE, which includes the guarantee and replacement requirements.

The Contractor shall maintain Florida Grade No. 1 quality until final acceptance. This plant maintenance shall include watering, pruning, weeding, cultivating, mulching, fertilizing, repairing or replacing stakes and guys, replacement of sick or dead plants, resetting plants to proper grades or upright position, restoration of the circular earth berm around the saucer, protection from insects and diseases, and all other care required for proper growth and health of the plants. Proper protection of grassed areas shall be provided and any damages resulting from planting or maintenance operations shall be repaired promptly. If determined to be necessary by the Department, disturbed areas shall be re-sodded to match existing turf at no additional cost to the Department.

### **580-3.08 Sod Installation and Maintenance Prior to Initial Acceptance**

- A. Elimination of Existing Turf Cover: Existing vegetation cover is to be sprayed with a non-selective herbicide such as Glyphosate (Roundup) or equivalent. Herbicide is to be applied at a rate of active ingredient per gallon as specified on the product label. All spraying must be done with a low volume / low pressure sprayer and applied in a manner that will minimize drift and contact with adjacent plant Materials or vehicular traffic. No spraying will be allowed under inclement weather conditions or wind in excess of 10 miles per hour. If an indicator dye is used in the spray mixture, it must not come into contact with the curb, gutter, traffic

## GENERAL PROVISIONS

separator, or other concrete surfaces. The Contractor is responsible for the removal of any stains caused by indicator dyes to these surfaces. The resulting dead vegetation is to be raked and removed.

- B. Site Preparation: The site is to be prepared for sodding by the removal of debris such as sticks, rocks, roots and litter and the establishment of final grade. The location of any existing irrigation systems are to be noted and all sprinkler heads flagged prior to the beginning of site preparation Work. All holes and depressions are to be filled with backfill material that consist of 50% sand and 50% organic soil. Existing high spots in the Median surface are to be leveled with the resulting grade facilitating the sheet-flow of water to the curb line. The soil perimeter at the inside curb line is to be excavated to a depth of  $\frac{3}{4}$ " to 2" to allow the top of the base of the installed sod to be flush with the top of the curb. Any soil that is spilled outside of the Median must be removed immediately.
- C. Sod Installation: The sod is to be placed onto the prepared site in a pattern with staggered seams. All sodding must be done in contiguous areas with no large gaps between planting sites. Each piece of sod must be abutted against the one adjacent to it. All gaps between pieces of sod will be filled with partial sod pieces or topsoil. No gaps greater than  $\frac{1}{2}$ " in the seams between the individual pieces of sod will be accepted. All parts of the sod must be in firm contact with the soil surface and any corners or edges that overlap other pieces of sod must be trimmed. The sod must be kept 2 feet away from the trunks of any existing trees with a symmetrical circle of bare ground being established around each tree. All sod shall be top dressed with screened soil mixture of 75% organic soil and 25% sand that is free of rocks sticks or other debris. After the topdressing operation is completed the sod is to be compacted with a 1,000 lbs. roller.
- D. Site Cleanup: All wooden pallets, partial sod pieces, piles of backfill material, Equipment and debris must be removed from the job site prior to the approval of substantial completion.
- E. Irrigation: As soon as the area covered by a single zone of irrigation is sodded, the system should be activated and 0.10" to 0.25" of water applied to the sod. The newly planted sod is to be irrigated twice a day between the hours of 10:00 a.m. and 2:00 p.m., unless watering restrictions are in effect, for a period of 10 days or until a root system has been established as evidenced by substantial resistance when the sod is pulled away from the soil base.
- F. Mowing: The Contractor is responsible for an initial mowing of the sod with St. Augustine "Floritam" mowed at 3" and Bahia "Argentine" at 3.5" with a rotary type mower. If the mower is equipped with a side-delivery chute a deflection device should be used to eliminate the discharge of grass clippings into Roadway lanes.

### **580-3.09 Installation of Accent Plants, Ground Covers and Woody Ornamentals**

- A. Elimination of Existing Vegetative Cover: shall conform to the Specifications contained within ITEM 580 -3.08 A.

## GENERAL PROVISIONS

- B. Site Preparation of Planting Beds: The site is to be prepared for planting by the removal of debris such as sticks, rocks, roots and litter. The area to be planted shall be excavated to a depth of 18" and backfilled to a level of final grade with a soil mix comprised of 50% sand and 50% screened organic material such as screened muck or compost, guaranteed as weed free. All excavated material is to be removed from the planting site or reused on site at the discretion of the Department.
- C. Installation of Plant Materials: Plant Materials shall be removed from containers prior to planting. Any rootballs containing regions of compacted or encircling roots shall be loosened by making vertical cuts to the root mass. Plant Materials shall be placed in holes that are slightly larger than the diameter of the rootball with the top of the rootball to be at or slightly above finished grade. "Terrasorb AG", or accepted equal, is to be added to the planting hole at a rate of ¼ oz. (1 tsp.) per gallon of rootball being installed, prior to backfilling. Backfilling shall be made with the specified soil mixture and shall be firmly compacted and watered-in, so that no air pockets remain.
- D. Pre-emergent Herbicide Application and Mulching: The planted bed shall receive a pre-emergent granular herbicide application using "Ronstar G", or accepted equal, applied using methods and rates as specified on the manufacturer's label prior to the application of mulch. Mulch products used in bed plantings shall conform to the Specifications as listed in ITEM 580 -2.05.

### 580-3.10 Basis of Payment

All cost associated with the performance of this Work under this Contract including but not limited to all Materials, labor, and Equipment required to successfully establish the plant material and to complete the incidental Work shall be included in the unit Bid item price for the individual plant material.

Payment for these items shall be on an 'each' basis.

## END OF SECTION

### SECTION 585 SITE MAINTENANCE SPECIFICATIONS

#### SECTION 585 IS ADDED TO THIS SPECIFICATION

#### 585-1.00 General

##### 585-1.01 Work Included

- A. The maintenance Work consists of providing all labor, Materials, Equipment, permits, maintenance of traffic, and incidentals necessary to perform all required landscape maintenance commencing after each tree is planted and continuing until final acceptance at the

## **GENERAL PROVISIONS**

end of the maintenance/guarantee period. These Specifications apply to all projects throughout Palm Beach County assigned to the Contractor.

- B. Grassed areas beyond the perimeter of the earth berm/watering saucers will be maintained by others.

### **585-1.02 Related Work Specified Elsewhere**

Section 580 – Landscape Installation: These provisions shall apply to all Work in Section 585 Site Maintenance as appropriate.

### **585-1.03 General Operating Specification**

Refer to the Florida Department of Transportation Standard Specifications for Road and Bridge Construction, (2021 edition), as the general operating specification document, however Section 580, Landscaping is deleted and replaced with the Specifications for LANDSCAPE INSTALLATION (SECTION 580) and the SITE MAINTENANCE (SECTION 585) herein. Maintenance of traffic requirements are described in the Contract Documents.

### **585-1.04 Protection**

Protect all plants, wildlife, site furniture, paved surfaces, and buildings during maintenance procedures and the application of chemicals. When using Equipment and chemicals, use according to manufacturer's directions and Specifications. Repair or replace any items damaged through improper use of Equipment or application of chemicals at no cost to the Department. Contractor shall submit a copy of the applicable pest control licenses to the Department and Material Safety Data Sheets for all products to be used for this Work. Apply all chemicals after 48-hours' notice to the Department and at a time and in such a manner that the public will not be in contact with nor have any real or imagined harm done to them by the application including, but not limited to, herbicides, insecticides, and fungicides.

### **585-1.05 Coordination of Maintenance Schedule**

Coordinate and schedule all Work through the Department. The Contractor shall submit a detailed maintenance schedule for the minimum twelve (12) month maintenance/guarantee period (divided into anticipated quarterly Work Plans) to the Department for review within fifteen (15) Calendar Days of receipt of Work Order and before Initial Acceptance (of installation).

### **585-1.06 Quality of Operation**

Provide the maintenance services in a professional manner and keep all areas in a clean, orderly, and safe condition, satisfactory to the Department at all times. Abide by all applicable federal, state, and local laws, ordinances, and regulations.

### **585-1.07 Personnel**



## GENERAL PROVISIONS

- A. During all maintenance Work hours, provide a qualified, English speaking and competent person in the Work area who is authorized to supervise the maintenance operations and to represent and act for the Contractor.
- B. All personnel shall be required to wear proper attire which, as a minimum, includes a standard shirt carrying company name and/or logo, present a good appearance and maintain a professional code of conduct.
- C. All personnel shall take lunch breaks and use restroom facilities in appropriate areas off site.

### **585-1.08 Equipment**

- A. All vehicles shall be maintained in good working order, affixed with a company name/logo, painted, with no visible rust and shall be parked on pavement in public areas only. Provide protection of paving from loading ramps. Use tarps/plywood to protect from oil.
- B. Fueling mowers, edgers, etc. shall be completed prior to unloading Equipment. Re-fueling, addition of oil, etc. shall be done with care and preferably over concrete. Any damage to asphalt or sod/planted areas from gas, oil or chemical spills shall be fully corrected by Contractor.
- C. No storage or provision for storage shall be made on site for maintenance Equipment or Materials. Contractor shall be responsible for transporting Equipment and Materials to the site and off site in sealed or secured containers and vehicles as required, unless specifically allowed by written agreement.

### **585-1.09 Monthly Reports**

On or before the tenth day of each month, submit for approval a written report describing in detail all Work performed by the Contractor under this Contract during the past month (including replacement, mulching, fertilizing, pruning, and chemical application activities). The report shall also include: dates of site inspection(s) by qualified personnel as described in ITEM 585 -1.07; observations of the general health and vitality of all plantings; the locations and severity of any pests encountered; detailed descriptions of all chemical treatments applied; the general condition of areas maintained; descriptions of damage and vandalism; repair or maintenance recommendations; and the proposed general and landscape maintenance program to be performed by the Contractor during the next month. Department shall approve format of monthly reports, and require revised formats as necessary.

### **585-1.10 Routine Quarterly Inspections**

During the minimum twelve (12) month maintenance period, the Contractor will be required to make maintenance inspections with the Department on a quarterly basis for weeks number 13, 26, and 39 from the date of Initial Acceptance (at installation) at a time scheduled by the Department. Problems identified during these inspections and corrective actions to be taken (with time frames) will be listed by the Contractor and be incorporated into an amended version of the upcoming quarter's Work plan, unless otherwise indicated by the Department.

## GENERAL PROVISIONS

### 585-1.11 Guarantee, Replacement, and Final Inspections

- A. Guarantee: All Work shall be guaranteed during the minimum twelve (12) month maintenance/guarantee period during which all plants are to be maintained to meet Florida Grade No. 1 as per Florida Grades and Standards for Nursery Plants, by the Florida Dept. of Agriculture and Consumer Services (henceforth referred to as Florida Grades and Standards). All trees shall be alive, healthy, and in satisfactory growth throughout the guarantee period.
- B. Replacements: The Department will be the authority to determine which “Replacement Category” described below applies to each tree and what, if any, action is to be taken.
1. If, at any time during the minimum twelve (12) month maintenance/guarantee period, the Department identifies trees that are substandard, unhealthy, dead, damaged or otherwise in unsatisfactory condition, then such trees shall be removed and replaced/staked by the Contractor as per the following at no additional cost to the Department.
    - a. Remove such trees within fifteen (15) Calendar Days of written notification by the Department, and fill planting holes immediately with soil to finish grade level. This notification may occur at any time in addition to quarterly inspections.
    - b. Replace such trees within thirty (30) Calendar Days after the written notification occurring at quarterly inspections.
    - c. The Department reserves the right to remove any unhealthy, substandard, damaged, or dead trees with prior notification to the Contractor, however, the Contractor shall replace such trees as per these Specifications.
  2. Fallen or leaning trees shall be removed (if damaged or otherwise substandard) or uprighted/restaked (if apparently healthy and meeting Florida Grade No. 1).
    - a. Those trees requiring removal shall be removed within two (2) Working Days of written notification by the Department. Planting holes of removed trees shall be immediately filled with soil to finish grade level.
    - b. Those trees requiring uprighting/restaking shall be corrected within 12 hours notification by the Department. The Department, without prior notification to the Contractor, reserves the right to remove, reposition, any fallen or leaning tree encroaching into a vehicular travel lane or creating any other situation affecting public health, safety, welfare.
  3. Trees showing clear evidence of being damaged or knocked down by vehicular accidents will be removed by the Department and replaced by the Contractor on a unit cost basis within thirty (30) Calendar Days after the written notification occurring at quarterly inspections.

## GENERAL PROVISIONS

4. The Contractor shall notify the Department in writing of each successfully completed tree removal and/or replacement and each shall be identified by station number location shown on the planting Plans.
5. All replacement trees shall become guaranteed for a minimum of twelve (12) months from the date of their initial acceptance for replacement installation, and follow the same maintenance/guarantee period requirements specified herein for originally planted trees.

### C. Final Acceptance:

1. The Contractor shall notify the Department in writing fifteen (15) Calendar Days prior to presumptive completion of maintenance/guarantee period in order for the Department to schedule a semi-final inspection. Said maintenance/guarantee period shall be continued until the final inspection is complete and the final acceptance of the project is granted by the Department.
2. Within seven (7) Calendar Days of the notice in ITEM 585 -1.11 C.1, a semi-final inspection will be scheduled by the Department with the Contractor. Following the semi-final inspection, the Department will provide the Contractor with a list of deficiencies including necessary replacements and required time frames for completion. Replacements, including those in ITEM 585 -1.10 B, shall occur prior to final inspection and before final acceptance is granted. When the Work specified by the Contract is found to be completed to the Department's satisfaction, the semi-final inspection shall constitute a final inspection.
3. Upon satisfactory replacement of material and performance of required Work by the Contractor, another semi-final inspection shall be made. If the required material is found to have been replaced and the Work completed satisfactorily, then this shall constitute the final inspection.
4. When, upon completion of the final inspection, the Work is found to be completed satisfactorily, the Department shall give the Contractor written notice of final acceptance.
5. Notwithstanding the above, the Department reserves the right to accelerate the date of any final acceptance (thereby ending the maintenance/guarantee period) when the Department deems such action is in the Department's best interest.
6. Earth berm rings utilized to retain water within the saucer area of each tree (located at the perimeter of the planting hole, 1.5 times larger than the rootball) must be maintained at minimum 6" height throughout the entire guarantee period, but are to be knocked down to level grade just before the semi-final inspection for each tree. The grassed areas affected by the reshaped mulched areas shall be treated with an herbicide as per manufacturer's Specifications for weed-removal before applying mulch. A 3" layer of mulch shall be applied by the Contractor to the entire eye-shaped area before final acceptance. The mulch area of trees that are clustered in tight groupings may be merged to form one mulch bed if approved in writing by the Department.

# GENERAL PROVISIONS

## 585-2.00 Products

### 585-2.01 Landscape Maintenance Materials

- A. Water: Use water free of elements toxic to plant and/or animal life. Contractor shall provide (within the unit cost for each tree) labor and Equipment necessary to distribute water as required for all installed Materials using hand-watering methods. Existing or proposed irrigation systems should not be relied on to provide water for newly planted Materials.
- B. Replacement Trees: Conform to the type, species, grade, standard, size and method of installation as originally specified unless otherwise directed in writing by the Department. For replacement trees which differ from the original plants, the Contractor must obtain prior written approval by the Department, and submit a credit/debit statement, as appropriate.
- C. Planting Soil Backfill Mix: As specified in SECTION 580 -LANDSCAPE INSTALLATION.
- D. Fertilizer: As specified in SECTION 580 -LANDSCAPE INSTALLATION.
- E. Top Mulch: As specified in SECTION 580 -LANDSCAPE INSTALLATION.
- F. Herbicides: Use herbicides recommended for the control of the types of weeds encountered as recommended by the University of Florida Cooperative Extension Service.
- G. Insecticides: Use insecticides recommended for the control of the types of insect pests encountered. Insecticides shall be EPA approved.
- H. Fungicides: Use fungicides recommended for the control of the types of fungi encountered. Fungicides shall be EPA approved.

## 585-3.00 Execution

### 585-3.01 Landscape Maintenance

General: Maintain all plantings in a healthy, vigorous and attractive condition so as to maintain the required Florida Grade No. 1 for all plantings as per Florida Grades and Standards, commencing after each tree is planted and continuing until final acceptance at the end of the maintenance/guarantee period.

#### A. Tree and Palm Maintenance:

##### 1. Pruning and Trimming:

- a. Trees (excluding palms): Prune all trees to remove dead, broken, or infected branches, suckers, vines and dead or decaying stumps and all other undesirable growth. Perform pruning to maintain Florida Grade No. 1 growth habit. To enhance the appearance of

## GENERAL PROVISIONS

specific trees, the Department may request additional pruning. Perform all pruning in accordance with American Association of Arborists standards and recommendations and also those of Florida Grades and Standards. Do not remove more than 15% of branches unless otherwise approved in writing by the Department. Buckhorning (also called 'hat-racking') of any tree is not permitted.

- b. Palms: Prune all palms to remove dead or substantially brown fronds only.
  - c. Debris Removal: Remove and properly dispose of off-site all clippings, leaves, branches, sticks, and twigs after each pruning.
2. Fertilization: Apply specified complete fertilizers that are accepted by the Department at manufacturer's recommended rates. Notify the Department 48-hours in advance of applications. Consistent with Contractor's submitted detailed maintenance schedule in ITEM 585 -1.05, fertilize all trees two (2) times per year between March and October (no closer than four (4) months apart). Broadcast fertilizer inside saucer area around the edge of the root zone. Fertilizer must not be allowed to touch the trunk.
  3. Mulching:
    - a. Maintain a three foot (3') radius ring with a three (3") inch layer of mulch in all plant beds around all trees. Replenish to specified depth prior to each quarterly inspection during the minimum 12-month maintenance/guarantee period. Maintain mulch at 3" clear from all tree trunks. Apply mulch after fertilizing, never before.
    - b. The Contractor shall be responsible for re-mulching activities (including re-establishment of earth berm of saucer) necessitated by washouts, foot traffic, automobile damage or unforeseen circumstances.
  4. Weed Control: On a monthly basis, remove weeds mechanically or by spot treatment with accepted herbicide in all plant beds (including the mulched saucer area and the surrounding earth berm). All herbicides, including pre-emergents, are to be used according to label Specifications during the maintenance period. All planting areas/mulched areas shall be weed-free for the final inspection.
  5. Sucker Removal: Remove sucker growth monthly from all areas of the trunk, its base, and root zone.
  6. Insect Control: Control insect pests which infest plant Materials, and control ant mounds which may occur in landscape areas. Record insecticides and other remedies on the monthly Work report.
  7. Plant Replacement: Refer to ITEM 585 -1.11 B.

### B. Watering:

## GENERAL PROVISIONS

1. All installed trees shall be hand-watered over the entire root zone with a slow soaking at 4-gallons per minute for deep root penetration and protection of surface roots, mulch, and earth berm around saucer. Contractor shall be responsible for adequate watering of all installed trees from the time of planting until final acceptance at the completion of the minimum twelve (12) month maintenance/guarantee period.
2. The following water guidelines have been established for Contractor's information only and shall be considered only as an estimate of water need. Depending on climate, rainfall, soil, and plant conditions, the Contractor shall adjust the water schedule and amount per application to meet optimum plant growth conditions. The Contractor shall be responsible for monitoring climate and plant soil moisture conditions, and determining if watering beyond or less than the watering guideline described below shall be applied. Water shall not be paid for separately, but shall be included in the unit cost per tree.

<b>Water Use Guidelines</b>			
<b>Amount of Water Applied:</b>			
Trees and Palm Trees: Apply a minimum of 15-gallons water per tree at each application. Water applied should be a slow soaking at 4-gallons per minute maximum.			
<b>Minimum Frequency Guidelines for Hand-Watering:</b>			
Material	Day	Frequency	No. Applications
Trees	1 – 30	Daily	30
“	31 – 180	Every 3 <sup>rd</sup> Day	50
“	181 – 325	Every 7 <sup>th</sup> Day	20
“	326 – 361	Every 12 <sup>th</sup> Day	3

3. Frequency and number of applications may vary due to climate, rainfall, soil, and plant conditions. Less water may be used during wet, cool periods whereas more water may be needed during hot, dry periods. Contractor shall adjust as needed for optimum plant health. The minimal frequencies suggested above shall not limit the Contractor's responsibility for providing adequate watering and acclimation for the proper establishment of all trees.
4. Damage resulting from erosion, gullies, washouts, or other causes shall be repaired by the Contractor by filling with topsoil, reshaping earth berm and saucer, tamping to re-stabilize slopes, and replacing lost fertilizer and mulch at no additional cost to the Department.
5. Contractor to use a self-canceling nozzle with a spray diffuser on the end of the hose to ensure water is applied gently so as not to displace mulch or expose root systems.
6. Proof of watering, in the form of receipts, meter readings or other written documentation, shall be presented with the Contractor's monthly reports.

## **GENERAL PROVISIONS**

- C. Monthly Reports: Complete monthly reports as described in ITEM 585-1.09.
- D. All cost associated with the performance of Work under this Contract including but not limited to all Materials, labor, and Equipment shall be included in the unit Bid item price for each tree, shrub and or ground cover/turf.

### **END OF SECTION**

## **SECTION 590 IRRIGATION SYSTEM CONSTRUCTION**

### **SECTION 590 IS ADDED TO THE SPECIFICATION AS FOLLOWS:**

#### **590-1.00 General**

#### **590-1.01 Scope of Work**

- A. Irrigation systems shall be constructed using sprinklers, valves, piping, fittings, controllers, wiring, etc. of sizes and types as shown on the drawings and as called for in these Specifications. The system shall be constructed to grades and conform to areas and locations as shown on the drawings.

Sprinkler lines, valves, piping, wiring, etc. are essentially diagrammatic. Minor adjustments in location to suit field conditions are anticipated. Major relocations shall have prior approval of the Department.

Unless otherwise specified or indicated on the drawings, construction of the irrigation system shall include furnishing, installing and testing of all mains, laterals and fittings, furnishing and installing of sprinkler heads, gate valves, control valves, controllers, and control wires, etc.; all necessary specialities and accessories such as backflow preventers, pump stations, excavation and backfill, and all other Work in accordance with the Plans and Specifications as required for a complete system.

- B. The Contractor shall obtain all permits and pay required fees to any governmental agency having jurisdiction over the Work. Inspections required by local ordinances shall be arranged

## GENERAL PROVISIONS

as required. Upon completion of the Work, satisfactory evidence that all Work has been installed in accordance with the ordinances and code requirements shall be furnished to the Department.

- C. While working on Medians or on the roadside, proper traffic control shall be used to protect workers and the public. Traffic control operations for installation and for future maintenance shall be in accordance with the Palm Beach County Streetscape Standards Manual, current edition, and as stated in the Maintenance of Traffic Section in these Contract Documents. All Work shall be done in accordance with all local and state codes and standards. All above ground apparatus and structures that are installed shall be kept a minimum of 6' from the adjacent travel lane.

### 590-2.00 Products

#### 590-2.01 General

All Materials to be incorporated in this system shall be new and without flaws or defects and of the quality and performance as specified and meeting the requirements of this section. All material to be incorporated into an irrigation system that utilizes re-use water shall have the appropriate labels and bear the proper color (lavender) as required by the service provider. All material overages at the completion of the installation are the property of the Contractor and are to be removed from the site.

#### 590-2.02 Pipe and Fittings

Pipe sizes shall conform to those shown on drawings. No substitutions of smaller pipe sizes will be permitted but substitutions of larger sizes may be approved. All pipe damaged or rejected because of defects shall be removed from the site at the time of said rejection.

##### A. Polyvinyl Chloride (PVC)

1. All plastic pipe shall be continuously and permanently marked with the following information:
  - a. manufacturer's name
  - b. pipe size
  - c. schedule number, class or SDR number
  - d. type of material
  - e. code number



## GENERAL PROVISIONS

2. Unless otherwise noted on the drawings, all plastic pipe fittings shall be Schedule 80 polyvinyl chloride free from manufacturing defects.
  3. Solvents used for joining must comply with the requirements of ASTM-D-2466 and be recommended by the manufacturer of the plastic pipe used.
  4. All PVC main lines 2 ½" or larger shall have provision for expansion and contraction provided in the joints. All joints shall be designed for push-on connection. A push-on joint with a coupling manufactured as an integral part of the pipe barrel consisting of a thickened section with an expanded bell with a groove to retain a rubber sealing ring of uniform cross section similar and equal to Johns-Manville Ring-Tite and Ethyl Bell Ring or made with a separate twin gasket coupling similar and equal to Certainteed Fluid-Tite are acceptable. Circular gaskets shall conform to the requirements of ASTM designation F477. All O-ring pipe shall be Class 200.
  5. All tees and elbows connecting to the o-ring mainline shall be ductile iron manufactured for use with PVC O-ring pipe, Harco or accepted equal.
  6. Underground detectable marking tape shall be Line Guard or accepted equal.
  7. When directional bore is chosen as the method by which to install sleeves, the main line pipe shall be smooth continuous HDPE SDR 11 with appropriate fittings for connection to Rigid PVC O-ring main line. Manufacturer shall be KAF-FLEX, (800) 451-7646 or accepted equal.
  8. Main line, 2" or smaller, shall be Schedule 40 PVC or HDPE with Schedule 80 PVC fittings.
  9. All lateral lines shall be Schedule 40 PVC.
- B. Galvanized Steel: Galvanized steel pipe shall conform to the requirements of ASTM Designation A 120, Schedule 40. At threaded joints between PVC and metal pipes, the metal shall contain the socket end and the PVC side, the spigot. A metal spigot shall not, under any circumstances, be screwed into a PVC socket.
- C. HDPE SDR 11: HDPE SDR 11 shall conform to the requirements of ASTM, ANSI, AWWA, etc., standard specification is incorporated by reference in these Specifications, the reference standard shall be the latest edition and revision

### 590-2.03 Risers

## GENERAL PROVISIONS

- A. All sprinklers shall have a flexible riser assembled by the use of flexible polyethylene pipe. The inside diameter of the polyethylene pipe shall be the same diameter as the sprinkler head inlet.
- B. Swing joints used with rotor and spray bodies shall be by Lasco or accepted equal.

### 590-2.04 Valves

- A. Backflow Preventer (used only for potable water supply): The backflow preventer shall be a Reduced Pressure Zone (RPZ) type, as accepted by Palm Beach County Water Utilities Department, capable of having a flow rate that is greater than or equal to that which comes from the meter.

The backflow preventer body shall be constructed of bronze and the internal parts of stainless steel. A backflow preventer is not required for reclaimed water (gray water), but a check valve of the same size as the delivery line is required.

- B. Manual Valves: All zone shut-off valves of sizes 2" or smaller shall be all bronze double disc wedge type with integral taper seats and non-rising stem. Those in-ground shall be installed in a separate valve box. Gate valves shall be NIBCO, T-113-K or equal American made, conforming to MSS SP-80 @ 200psi/13.8 Bar
- C. Automatic Control Valves: Shall be Irritrol 100P-1.5 FC with omni-reg pressure regulator, Toro P-220-27-0-6 (pressure-regulated angle type), or accepted equal. All remote control valves are to have standard solenoid to be compatible with the Two-Wire control system and the irrigation controller, as per plans, details and specifications. All control valves shall be provided with an equal sized gate valve installed upstream from the control valve and included in the same valve box.
- D. Pressure Relief Valves: The pressure relief valve shall maintain constant upstream pressure by passing or relieving excess pressure, and shall maintain close pressure limits without causing surges. The pressure relief valve shall be a fast opening, slow closing, 125 class flanged globe type valve. See Plans for size (1" minimum) and opening pressure.
- E. Air/Vacuum Relief Valves: The air/vacuum relief valve shall be a 2" AR Series Combination Air and Vacuum Release Valve by BERMAD, or accepted equal. Install a 1" gate valve to allow isolation of relief valve for periodic cleaning and maintenance. The relief valve shall be installed in an approved valve box on a 1 2" 'swing joint' vertical riser affixed to a saddle tap at the top of the mainline at the highest location in the system in both directions from the source

## GENERAL PROVISIONS

or as directed. Install in a traffic rated valve box per section 590-2.05.

### 590-2.05 Valve Box

To be polymer concrete with fiberglass reinforcement with a minimum “Tier 15” or Tier 22 traffic rated cover, embossed with the word ‘Irrigation’, as certified by the manufacturer. Recommended manufacturers are CDR systems Corp., Ormond Beach Florida and Quazite, Lenoir City, Tennessee, or accepted equal. Optional sizes shall be a minimum of 18" X 12"x12" or 18" X 18"x12" or larger if more than 1 ACV is to be installed with cover (no metal). The appropriate valve zone numbers shall be tagged or stenciled on the underside of the lids. Color of valve box to correspond with type of water used.

### 590-2.06 Sprinkler Heads

- A. Quick Coupler Valves: Quick coupler valves shall be two-piece heavy duty brass with locking vinyl cover. Rainbird Model #33 DL RC or accepted equal to be used where specified on the drawings. Provide (2) Model 2049 cover keys with (2) swivel hose ell adapters, Model SH-O or those suitable for use with equal manufacturer. Any quick-couples used with reclaimed water or surface water must be permanently labeled “Do Not Drink” in English and in Spanish.
- B. Sprinkler Heads: Toro 570Z PRX, or accepted equal shall be provided where specified on the drawings. Rotor heads shall be Hunter I-20 with stainless steel risers, K-Rain Pro-Plus, Toro EZ Adjust, or accepted equal. All heads located on slopes shall be equipped with a Check Valve Seal.
- C. Bubbler Heads: Bubbler heads shall be adjustable with a full circle delivery pattern. Rainbird 1300 A-F, Toro 514-20, Irritrol 533 or accepted equal, shall be provided where specified on the drawings.

### 590 - 2.07 Electrical Control Wiring

All electrical control wiring shall be UF which has been approved for direct underground burial.

- A. Ground/common wire shall be American wire gauge size 12.
- B. Control wire shall be American wire gauge size 12, or as specified on the drawings.
- C. Electrical control wire Two-Wire system cable decoder cables between the controllers and the decoders shall be Hunter 1D1 GRY, 1D1PUR, 1D1YWL, 1D1ORG, 1D1BLU and/or 1D1TAN Twisted Blue and Red insulated solid copper conductors, 14 Gauge, 14/2 AWG

## GENERAL PROVISIONS

A.K.A Paige P7313D Direct Burial Decoder Cable Part Number 1701116RB with high density polyethylene insulation as manufactured by Paige, Two-Wire Control System wiring between the single decoders and the zone valve shall be 14/2 AWG Paige DTS Cable.

- D. Insulation shall be 075" thick minimum covering for positive waterproof protection of 14/2 AWG.
- E. Waterproof 3M DBY and DBR-6 wire connectors shall be used for all wire connections per the details.

### 590-2.08 Pump Station

A. Pump shall be as specified on the drawings.

1. Submersible pump requires the following:

- a. A cased well of appropriate size and depth as specified on the drawings to accept the specified pump and motor (see well Specifications).
- b. A submersible pump and motor as specified in the drawings ranging from 2 HP to 10 HP. Pump shall be Goulds, Sta-Rite, Aerometer or accepted equal to be installed with a pressure relief valve. Submit performance curves prior to installation.
- c. One 6" thick concrete, below-ground vault, Model #PB4848-48 by Oldcastle Precast, Inc., or accepted equal. Required inside dimensions shall 48" x 48" x 48" deep. Vault shall have a concrete bottom containing drain hole(s) and an Aluminum 48" x 48" cover. 300 PSF load rating, Model #ADP300 by U.S.F. Fabrication, Inc., or accepted equal. The vault shall be core drilled as necessary to connect tanks to discharge pipe (see Item d below).
- d. One rust control tank and one fertigation tank. Tanks shall be 55-gallon capacity, 20" dia. x 38" deep seamless molded plastic, minimum 1/8" thick, Model # TC2038IA by Chem Tainer Inc., or accepted equal. Tanks shall have piped connections to two injector pumps then to the discharge side of the pump. Injector pumps shall be wired to pump control and be capable of delivering between 10 and 100 parts per million. Pumps shall be a solenoid driven metering pump by LMI Unidose, Model # UO42-281, or accepted equal.
- e. Electrical Equipment shall be mounted on an aluminum, unistrut rack (3" x 1'-4" U-Channel uprights with 2" x 1/4" L- Channel cross braces). The rack shall contain the

## GENERAL PROVISIONS

irrigation controller and motor control/starter in a NEMA 4x enclosure, injector pumps (see Item d above) and a NEMA 4x circuit breaker panel with manual shut-off. A rain switch, Rainsensor Series # RS1000 by Irritrol, or accepted equal shall be required. Connection from the irrigation controller to the rain switch shall be via a conduit adapter mounted on a pole, per code, or through the integration of a wireless rain cut-off. All electrical Work must be performed by a licensed electrician. Electrical service meter shall be mounted 36" above grade on its own unistrut rack at the base of the pole where the riser has been installed and provided with a 2P3W Fused NEMA 4X rated stainless steel Manual Disconnect with UL Class RK-5 Fuses, all sized per applicable codes for the pump being installed.

- f. For pumps 5 HP and larger, an Ames C1a Valve, or accepted equal pressure regulating and pressure sustaining valve, pressure gauge followed by a gate valve, both of the same size as the main line.
  - g. A Coast Guardshack cage fabricated from expanded steel, or accepted equal, to enclose the well head and both valves, mounted on a concrete pad as per the manufacturer's Specifications.
  - h. Concrete vaults shall contain sump pumps wired to the power panel. Pumps shall be ¼ hp, Myers, Model # 525VI, 115 V, or accepted equal. Install PVC discharge pipe just below grade for a minimum distance of ten feet with a 4" PVC pop-up discharge blow off cover by NDS or accepted equal.
2. Centrifugal pump station requires the following:
- a. A cased well of appropriate size and depth as specified in the drawings (see well Specifications).
  - b. A centrifugal pump and motor as specified in the drawings ranging from 2 HP to 10 HP. Pump shall be Flint & Walling with brass impeller (for all 3hp or smaller pumps), Goulds, Sta-Rite, Sullivan Electric or accepted equal, to be installed with a pressure relief valve and Hot Stop or similar emergency shut-off device. Submit performance curves prior to installation.
  - c. Concrete vault as described in Item 2.08-A1c above.
  - d. Rust control and fertigation tanks as described in Item 2.08-A1d above.
  - e. Electrical Equipment and mounting as described in Item 2.08-A1e above.

## GENERAL PROVISIONS

- f. Pressure regulating valve with a pressure gauge as described in Item 2.08-A1f above.
  - g. A pump enclosure, Canal Screens, Inc., or accepted equal, sized to house the pump and the pressure regulating valve and gate valve if applicable, set on an aluminum skid and anchored to a concrete pad of the size recommended by the enclosure manufacturer.
  - h. A check valve on the intake side of the pump of the same size as the intake pipe installed either inside or outside of the pump enclosure.
3. Potable, reuse or surface water supplies require the following:
- a. Plans shall be submitted to the appropriate water utility for review. Contractor shall pay any plan review fees. Palm Beach County will arrange for water service and tap, and will pay any service initiation fees.
  - b. An RPZ backflow preventer, as accepted by Palm Beach County Water Utilities Department, Ames Cla Valve or accepted equal, pressure regulating and pressure sustaining valve, pressure gauge followed by gate valve installed by a licensed plumber beyond the water meter.
4. When reclaimed water is used, the requirements are the same as those for potable water, except that a check valve shall be installed instead of the RPZ backflow preventer.
5. When the water source is surface water such as a lake or canal, the requirements are the same as those for a centrifugal pump station except for the well. In addition, the suction pipe shall be fitted with a Plum Creek, Aqua Queen or accepted equal, self-cleaning intake screen installed as per manufacturer's Specifications.
- B. Pipes, valves, fittings, etc., shall be galvanized steel in sizes and locations as shown on the Plans. No PVC shall be used above ground.

### **590-2.09 Controller**

Shall be Sentinel Field Satellite as manufactured by Toro, or accepted equal, in stainless steel wall-mounted cabinet, mounted on an aluminum unistrut (see Item 2.08-A1e above). Provide an additional 120V, 15 AMP electrical outlet for auxiliary power and a Data Industrial Model IR-PR flow sensor (size determined by size of mainline). Flow sensor shall be located as indicated in details within a 11" x 11" x 18" polymer concrete box with fiberglass reinforcement and fitted with a locking traffic rated cover. Provide each satellite controller with a hand held radio and radio

## GENERAL PROVISIONS

port, one surge protection board, antenna or Aircard, U.L. approved ground rod/plate protection (separate grounding protection is required from the pump station) and pump start. Contractor shall be responsible for hook up and verification of positive connection to Central Controller. Pump controls shall be mounted on aluminum unistrut with fused shut-off, meter and rain sensor. Electrical service shall be U.L. approved, installed by a licensed electrician and provided with a molded breakaway plug and connector installed in a traffic rated approved in ground pull box.

**Toro Sentinel** “Water Management System” central controller, or approved equal. This unit shall communicate with the central, and have a mother-board and one 96 Station daughter-board which is compatible with a two-wire communication path with Toro ISP decoders.

For information and prices, contact Hector Turf at (954)429-3200.

### **590-2.10 Communication Tower**

Shall be a freestanding tripod G-25 by ROHN, or accepted equal, with 12” spacing. Antenna shall be installed per manufacturer’s directions in the location indicated in the Plans or as directed by Department personnel. The number of sections required to provide positive communications shall be determined at the time of installation.

### **590-3.00 Execution**

#### **590-3.01 Surface Conditions**

##### **A. Inspection**

1. Prior to all irrigation Work, the Contractor shall carefully inspect the installed Work of all other trades and verify that all such Work is complete to the point where this installation may properly commence.
2. The Contractor shall coordinate Work with electrical and paving Contractors, as needed.
3. The Contractor shall verify that irrigation system may be installed in strict accordance with all pertinent codes and regulations, the original designs, the referenced standards, and the manufacturers’ recommendations.
4. The Contractor shall call Sunshine State One-Call of Florida, Inc. at 1-800-432-770 to verify utility locations at least 48 hours prior to digging. The Contractor shall be responsible for contacting or locating other utilities. The Palm Beach Water Utilities Department also must be contacted at (561) 641-3429, or the appropriate water utility

## GENERAL PROVISIONS

having jurisdiction over the project area, to verify locations and depths of underground utilities.

5. If the irrigation system is damaged as a result of improper construction or coordination on the part of the Contractor, the damage shall be repaired by the Contractor at no expense to the Department.

### B. Discrepancies

1. In the event of a discrepancy, the Contractor shall immediately notify the Department. 100% coverage and 100% overlap is required regardless of any site changes.
2. The Contractor shall not proceed with the installation in areas of discrepancy until such discrepancies have been fully resolved in writing by the Department.

### 590-3.02 Field Measurements

The Contractor shall make all necessary measurements in the field to insure precise fit of items in accordance with the Specifications found in the drawings. The final layout of the project must be approved by the Department before any Work commences.

### 590-3.03 Trenching and Backfilling

A. Trenching for plastic pipe shall be excavated to sufficient depth and width to permit proper handling and installation of pipe and fittings. The backfill shall be thoroughly compacted and leveled off to adjacent soil level. The backfill shall contain no lumps or rocks larger than 3 inches. The top six inches of backfill shall be free of rocks larger than 1", subsoil or trash. Pipe trench shall be sodded if placed in an existing sodded area and shall not settle after backfilling.

### B. Minimum Depth of Cover:

1. The minimum depth of cover for main lines shall be 24" with a layer of Line Guard installed at a depth of 6".
2. For lateral lines on the discharge side of the E.R.C.V., minimum depth of cover shall be 18".
3. For Line Guard (main lines only), minimum depth of cover shall be 6".



## GENERAL PROVISIONS

4. Requirements of the FDOT Utility Accommodation Manual and the specific Utility Permit Conditions shall take precedence over the above standards for work in State Roads

### 590-3.04 Installation of Piping

#### A. Inspection of Pipe and Fittings

The Contractor shall carefully inspect all pipe and fittings before installation, removing all dirt, scale, and burrs, and reaming as required. Install all pipe with all markings up for visual inspection and verification.

- B. The Contractor shall coordinate Work with Site Contractor to locate sleeves of size and location as shown on the drawings.

#### C. Plastic Pipe

1. The Contractor shall exercise care in handling, loading, unloading, and storing plastic pipe and fittings; store plastic pipe and fittings under cover until ready to install; transport plastic pipe only on a vehicle with a bed long enough to allow the pipe to lay flat to avoid bending and concentrated external load.
2. The Contractor shall repair all dented and damaged pipe by cutting out the dented or damaged section and rejoining with a coupling.
3. In joining, use only the specified solvent and make all joints in strict accordance with the manufacturer's recommended methods. Give solvent welds at least 15 minutes set up time before moving or handling and 24 hours curing time before filling with water.
4. For plastic-to-steel connections, Work the steel connection first; use a non-hardening pipe dope on all threaded plastic-to-steel connections and use only light wrench pressure.

#### D. Galvanized Pipe

1. Make all cuts to galvanized pipe square with all cuts thoroughly reamed and all rough edges or burrs removed.
2. Make all pipe threads sound, clean-cut, and well fitting.
3. Use pipe dope on male fittings only.
4. Make all screwed joints tight with all the necessary wrenches, but without handle extensions.

## GENERAL PROVISIONS

### E. Pavement Crossings:

1. Sleeves under decorative paving or sidewalks are to be HDPE or Schedule 40 PVC and installed at depth of 24”.
2. Sleeves under vehicular paving are to be HDPE or Schedule 80 PVC or hot-dipped galvanized steel with a minimum wall thickness of .237” and installed at a depth of 36” of cover on County roads and per the FDOT Utility Accommodation Manual on State roads .
3. Installation under existing pavement is to be by jack and bore or directional bore. Ends of the bore shall be marked with 3 M detectable ‘buttons’ to assist future locations. Upon completion of the bores, the Contractor shall provide documentation of the bore construction by means of bore logs and in addition, on State Roads, plan and profile sheets. Any pavement, curb, sidewalk, or other surface damaged during boring shall be replaced to Palm Beach Department and F.D.O.T. Specifications.
4. The contractor shall provide the GPS State Plane Coordinates for location of all landscape irrigation sleeve (Both Active & Abandoned) ends and provide plan, & profile as-built’s, bore logs, and install 3M Electronic markers at the sleeve ends during construction

### **590-3.05 Installation of Equipment**

#### A. Manual Control Valves and Electric Remote Control Valves

The Contractor shall install manual and electric remote control valves in control boxes where indicated on the drawings, a minimum of 18” from back of curb, in accordance with the manufacturer’s recommendations.

#### B. Motor, Pump, Pressure Control Valves, Check Valves and Main Shut-off Gate Valves

Install where indicated in the drawings, in accordance with drawings and with manufacturer’s recommendations.

#### C. Air Relief Valves

Install where indicated on the drawings at highest elevation, in accordance with manufacturer’s recommendations.

#### D. Pressure Relief Valves

## **GENERAL PROVISIONS**

Install where indicated in the drawings, in accordance with drawings and with manufacturer's recommendations.

### **E. Sprinkler Heads**

Installation of Irrigation Heads: Heads shall be placed to finished grades. Locate sprinkler heads a minimum of 12" from back of curb. Upon installation heads shall be flagged by colored markers for positive identification in field. Prior to operation of heads, the Contractor will lay an area 2' x 2' of sod around each head. Sod shall be laid so that it is even with the finished grade. Heads must be firmly set so as to withstand being driven over with soft tire Equipment without damage. Rotor heads require swing joint assemblies.

### **F. Thrust Blocking**

1. In general, thrust blocks are required on the main line at the following locations:
  - a. Where the pipe changes direction of the water (i.e., ties, elbows, crosses, wyes and tees).
  - b. Where the pipe size changes (i.e., ties, elbows, crosses, wyes and tees)
  - c. At the end of the pipeline (i.e., caps and plugs).
  - d. Where there is an in-line valve.
2. Blocks shall be concrete, having a calculated compressive strength of 3,000 psi. Install as shown on details.

### **G. Controllers**

The Contractor shall install controllers at locations as shown on plan according to manufacturer's recommendations.

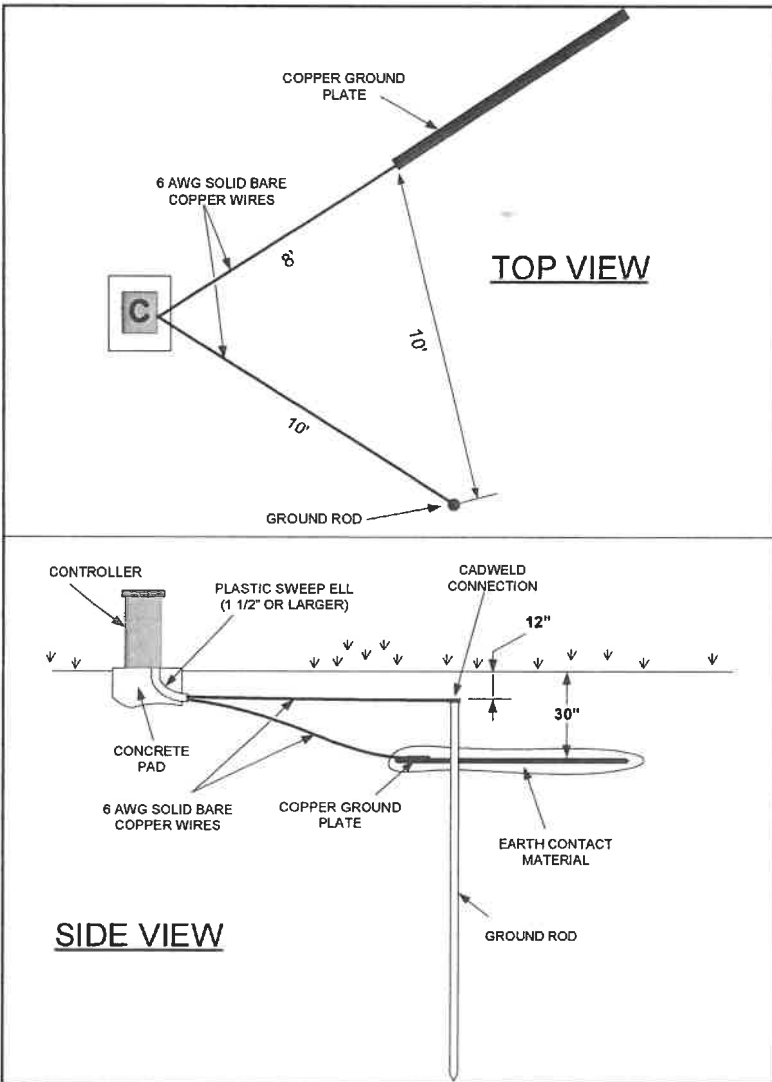
### **H. Lightning Arrestor**

The Contractor shall install an arrestor at each controller location shown on the plans to provide lightning protection on both primary and secondary sides of all controllers in accordance with Article 250 of the National Electrical Code (NEC.) Grounding, bonding, and shielding components will include the items described in the following paragraphs, at a minimum.

## **EARTH GROUNDING**

## GENERAL PROVISIONS

Use grounding electrodes that are UL listed or manufactured to meet the minimum requirements of Article 250-52 of the 2002 edition of the NEC. At the very minimum, the grounding circuit will include a copper clad steel ground rod, a solid copper ground plate and 100 pounds of PowerSet® earth contact material, as defined below and per the following detail. This detail is the minimum requirement for supplementary grounding of any electronic equipment. Other details, for a multitude of field situations, are available from the American Society of Irrigation Consultants, ASIC Guideline 100-2002 ([www.asic.org](http://www.asic.org), "Design Guides".)



Ground rods are to have a minimum diameter of 5/8" and a minimum length of 10 feet. These are to be driven into the ground in a vertical position or an oblique angle not to exceed 45 degrees at a location 10 feet from the electronic equipment, the ground plate, or the wires and cables connected to said equipment, as shown in the detail above. The rod is to be stamped with the UL logo [Paige Electric part number 182007.] A 6 AWG solid bare copper wire (about 12 feet long) shall be connected to the ground rod by the installer using a Cadweld GR1161G "One-Shot"

## GENERAL PROVISIONS

welding kit [Paige Electric part number 1820037.] This wire shall be connected to the electronic equipment ground lug as shown in the detail above.

The copper grounding plate assemblies [Paige Electric part number 182199L] must meet the minimum requirements of Article 250-52(d) of the 1999 NEC. They are to be made of a copper alloy intended for grounding applications and will have minimum dimensions of 4" x 96" x 0.0625". A 25-foot continuous length (no splices allowed unless using exothermic welding process) of 6 AWG solid bare copper wire is to be attached to the plate by the manufacturer using an approved welding process. This wire is to be connected to the electronic equipment ground lug as shown in the detail of page 1. The ground plate is to be installed to a minimum depth of 30", or below the frost line if it is lower than 30", at a location 8 feet from the electronic equipment and underground wires and cables. Two 50-pound bags of PowerSet® [Paige Electric part number 1820058] earth contact material must be spread so that it surrounds the copper plate evenly along its length within a 6" wide trench. Salts, fertilizers, bentonite clay, cement, coke, carbon, and other chemicals are not to be used to improve soil conductivity because these materials are corrosive and will cause the copper electrodes to erode and become less effective with time.

Install all grounding circuit components in straight lines. When necessary to make bends, do not make sharp turns. To prevent the electrode-discharged energy from re-entering the underground wires and cables, all electrodes shall be installed away from said wires and cables. The spacing between any two electrodes shall be as shown in the detail of page 1, so that they don't compete for the same soil.

The earth-to-ground resistance of this circuit is to be measured using a Megger®, or other similar instrument, and the reading is to be no more than 10 ohms. If the resistance is more than 10 ohms, additional ground plates and PowerSet® are to be installed in the direction of an irrigated area at a distance of 10', 12', 14', etc. It is required that the soil surrounding copper electrodes be kept at a minimum moisture level of 15% at all times by dedicating an irrigation station at each controller location. The irrigated area should include a circle with a 10-foot radius around the ground rod and a rectangle measuring 1-foot X 24-feet around the plate.

All underground circuit connections are to be made using an exothermic welding process by utilizing products such as the Cadweld "One-Shot" kits. Solder shall not be allowed to make connections. In order to ensure proper ignition of the "One-Shot", the Cadweld T-320 igniter must be utilized [Paige Electric part number 1820040.] The 6 AWG bare copper wires are to be installed in as straight a line as possible, and if it is necessary to make a turn or a bend it shall be done in a sweeping curve with a minimum radius of 8" and a minimum included angle of 90°. Mechanical clamps shall be permitted temporarily during the resistance test process, but are to be replaced with Cadweld "One-Shot" kits immediately thereafter.

## GENERAL PROVISIONS

Proof of effectiveness of lightning arrestor shall be in accordance with manufacturer's guidelines. A maximum of 10 ohms of resistance is allowable.

### I. Backflow Preventer

RPZ Backflow Preventer shall be installed by licensed plumber in a location approved by the appropriate water utility department.

### 590-3.06 Electrical Control Wiring

- A. Installation of electrical control cable shall be of the size specified and shall be taped to the bottom of the main line. Expansion joints in the wire to be provided at 200-foot intervals by making 5 to 6 turns of the wire around a piece of ½" pipe. Where it is necessary to run wire in a separate trench, the wire shall be within a PVC sleeve and have a minimum cover of twelve (12) inches.
- B. All wire connections at remote control valves, within valve boxes, and at all wire splices, shall be left with a 6' minimum "slack" so that in case of repair, the valve bonnet or splice may be brought to the surface without disconnecting the wires. Waterproof splice to be Rainbird or equal
- C. All pump station wiring shall be done by a licensed electrician.
- D. All electric control wire shall be sized as recommended by the controller, valve, Two-wire control system and grounding manufacturer, except as otherwise specified. It shall be encased in an orange 1-1/4" HDPE pipe conduit installed in the piping trenches wherever possible and be placed along side of the main line. All Two-Wire cable between decoders/electric wire boxes, along the entire wire paths and into the bottom of the controller or control wire junction box at edge of the pump station shall be encased in the orange HDPE pipe conduit.
- E. At all wire connections at remote control valves, decoders and at all wire splices, the wire shall be left with sufficient slack so that in case of repair the valve bonnet, decoder or splice may be brought to the surface without disconnecting the wires. See Zone Valve/Decoder Wiring/Grounding Detail for lengths (30"-60"). All splicing of wire shall take place in valve boxes. All splicing of wires shall be made using UL listed waterproof wire connectors as recommended by the wire manufacturer and per the valve and decoder details which specify 3M BDY and DBR-6 waterproof wire connectors.
- F. Each remote control valve shall be connected to a single station decoder shall have wire sizes and coded colors per the Zone Control Valve/Decoder Wiring/Grounding Detail and as

## GENERAL PROVISIONS

recommended by the manufacturer, except as otherwise specified. All decoders, which are connected to the same controller, shall be connected to the Two-Wire path Control System using Decoder Wire, which shall be Hunter 1D1GRY, 1D1PUR, 1D1YWL, 1D1org,1D1tan Twisted blue and red insulated solid copper conductors, 14 Gauge, 14/2 AWG Paige P7313D Direct Burial Decoder Cable part Number 170116RB with high density polyethylene insulation as manufactured by Paige. Each individual controller shall have a separate Two-Wire Path/s wire control system entirely independent any wire system of all other controllers. Only those remote control valves, which are being controlled by one specific controller, shall be connected to that controller's two-wire control system.

- G. Two-Wire Control System wiring between the single decoders and the zone valves shall be 14/2 AWG Paige DTS Cable, color coded with each pair being different colors than the other solenoid wires within the group of solenoids per the Zone Control Valve/Decoder Wiring/Grounding Detail. The decoders shall be installed in a Gray rectangular valve box with "Electric" logo per the Remote Control Valve/Decoder Wiring/Grounding Detail.

### 590-3.07 Testing and Inspection

#### A. Closing in Uninspected Work

The Contractor shall not allow or cause any of the irrigation Work to be covered or enclosed until it has been inspected, tested, and approved by the Department. Any Work which has been covered shall be exposed for inspection.

#### B. Flushing

Before backfilling the main line, and with all control valves in place before lateral pipes are connected, completely flush and test the main line and repair all leaks; flush out each section of lateral pipe before sprinkler heads are attached.

#### C. Testing

1. Make all necessary provisions for thoroughly bleeding the line of air and debris.
2. Before testing, fill the line with water for a period of at least 24 hours.
3. After valves have been installed, test all main lines for leaks at a pressure of 100 psi for a period of 4 hours with all couplings exposed and with all pipe sections center-loaded. No more than 5 psi loss will be acceptable.

## GENERAL PROVISIONS

4. Furnish all necessary testing Equipment and personnel.
5. Correct all leaks and re-test until accepted by the Owner.

### D. Final Inspection:

1. The Contractor shall thoroughly clean, adjust and balance all systems.
2. The Contractor shall demonstrate the entire system to the Department, proving that all remote control valves are properly balanced, that all heads are properly adjusted for radius arc of coverage and overspray, and that the installed system is workable, clean, and efficient. No irrigation water shall enter the Roadway.

### 590-3.08 Instructions

- A. Remote Control Legend: Attach a typewritten legend inside each controller door that states the areas covered by each remote control valve.
- B. Maintenance Personnel: After the system has been completed, inspected and approved, the Contractor shall instruct the Owner's maintenance personnel in the operation and maintenance of the irrigation system.
- C. Provide all manuals, product literature, Warranty Certificates, keys, etc. to the Department - Streetscape Section.

### 590-3.09 Plans

Substantial deviations from piping layout (2' or more) shall be recorded as Work progresses and an as-built plan of the sprinkler system shall be furnished to the Owner as a condition of completion of Work. Forward all bore logs and profiles, tests results and permit copies to the Department - Streetscape Section.

### 590-3.10 Guarantee

All equipment, material, and labor shall be guaranteed by the Contractor for a period of one (1) year after substantial completion of the project. Any defects found, either in Materials or workmanship, during the period shall be immediately corrected at the Contractor's expense.

### 590-3.11 Basis of Payment



## GENERAL PROVISIONS

Irrigation system shall include all labor and material cost to install and restore a fully functional irrigation system, provide and install ground rod protection to the satellite controller(s) and pump station(s). Cost shall include the protection and rehabilitation of any existing wells and service points, establishing service points, satellite controllers, pump stations and wells as indicated in the Plans and per Palm Beach County Streetscape Section's Specifications, or approved equals. Cost shall include the integration of the system into the central universal interface software program operated by the Palm Beach County streetscape section including all designated frequencies and the providing of manuals, keys, hand held remotes (two per installed station) and ancillary items required for a fully functional irrigation system with 100% coverage and 100% overlap. Irrigation system shall be paid as a LUMP SUM basis.

### END OF SECTION

### SECTION 595 IRRIGATION WELL CONSTRUCTION

#### SECTION 595 IS ADDED TO THIS SPECIFICATION

#### 595-1.00 General

#### 595-1.01 Related Documents and General Conditions

Drawings and General Provision of Contract, including General Supplementary Conditions apply to Work of this Section. The Contractor shall keep a copy of all Contract Documents on-site at all times including drawings, all Specifications and Codes mentioned above, and copies of all logs, and correspondence. All Work shall be done in accordance with all applicable ordinances, laws, codes and regulations. Any changes required by these ordinances, laws, codes and regulations shall be made at no additional expense to the Owner.

#### 595-1.02 Scope of Work

The Work covered by this Section of the Specifications shall include, but not be limited to, the following:

- A. All labor, Equipment, material, and operations necessary for construction, development, and testing of the proposed 5" well (see SECTION - 590 IRRIGATION SYSTEM CONSTRUCTION SPECIFICATIONS).
- B. All labor and Materials necessary to connect 5" well to a specified pump (see SECTION - 590 IRRIGATION SYSTEM CONSTRUCTION SPECIFICATIONS).
- C. Drill well to a depth as necessary to achieve the required water flow and water quality.

## GENERAL PROVISIONS

- D. The Contractor shall apply for and pay for all permits and licenses required for execution of the Work. Any required signatures by Department officials will be provided. The Contractor shall arrange for, and be present during, all required inspections. Any required additional Work or Materials resulting from inspections under the above permits shall be provided at no cost to the Owner.

### 595-1.03 Quality Assurance

- A. The Contractor shall inspect the site to determine conditions to be encountered during construction noting all existing and /or proposed utilities (see SECTION-590 IRRIGATION SYSTEM CONSTRUCTION SPECIFICATIONS for underground utility location procedures).
- B. The Contractor shall be responsible for any damage that occurs as a result of the construction. This shall include, but not be limited to, the Owner's property, underground utilities, and vehicular traffic. The Contractor shall keep the Work area neat and orderly, continually removing rubbish, waste material and temporary structures.
- C. Protecting Water Quality

Take precautions to prevent contaminated water or water having undesirable physical or chemical characteristics from entering the stratum from which well is to draw its supply. Prevent contaminated water, gasoline, etc., from entering well, either through the opening or by seepage through ground surfaces.

If well becomes contaminated or water having undesirable physical or chemical characteristics enters the well due to neglect, provide casings, seals, sterilizing agents or other Materials to eliminate contamination or shut off undesirable water. Provide remedial Work at no cost to the Owner.

Exercise care in performance of Work to prevent breakdown or caving-in of strata overlaying that from which water is to be drawn. Develop, pump or bail well until water pumped from the well is substantially free from sand.

Protect Work to prevent either tampering with the well or entrance of foreign matter during well development. Upon completion, provide a temporary well cap.

- D. Driller's Requirements: An experienced foreman or driller who has authority to take orders from the Department is to be constantly in control of the well site. Upon request, the driller shall furnish well drilling information desired by the Department.
- E. The Contractor shall guarantee the water well for one (1) year from the date of initial acceptance by the Department. This shall include all material, workmanship, and well performance.

## GENERAL PROVISIONS

### 595-1.04 Abandonment of Drilling

- A. If it becomes necessary to abandon drilling operations before completion of a water producing well, the Contractor shall follow all regulations for abandonment of the well as required by local authorities having jurisdiction.
- B. Should abandonment of drilling be necessary due to poor workmanship or negligence on the part of the Contractor, no compensation will be allowed.
- C. Should abandonment of drilling be necessary due to inadequate water supply or for another reason that is deemed to be no fault of the Contractor by the Department, payment for the Work shall be based upon the actual vertical footage completed and shall be paid at the Contract Unit Price for Additional Well Depth In Excess Of Base Depth, or as agreed upon.

### 595-1.05 Submittals

- A. Prior to starting construction of the well, the Contractor shall submit to the Department for approval an estimated schedule of the Work to be accomplished and a description of the methods and Equipment to be used during construction. The description shall include methods he will use to drill, develop and test the well.
- B. The Contractor shall keep accurate logs of the irrigation well and samples of Materials drilled through. Take samples of substrata formation at ten foot intervals and/or changes in formation throughout the entire depth of the well.

Provide the following information to the Department for record purposes:

1. Casings: Diameter, thickness, weight per foot of length, depth below grade.
2. Pumping Test: Static water level, maximum safe yield, drawdown at a maximum yield.
3. Drilling Log: Log indicating strata encountered.
4. Alignment: Certification that the well is aligned and plumb within specified tolerances.

The Contractor shall keep an accurate record of the order, number, size and length of the individual pieces of pipe as assembled in the well. The records shall be delivered to the Department upon completion of the Work.

- C. The Contractor shall provide to the Department a physical and chemical analysis of water from the finished well. Make the analysis, certified by an approved testing Laboratory, in accordance with local requirements, to include the following: total dissolved solids, silica, iron, pH, sulfur, chloride, and salt content.

### 595-2.00 Products

## GENERAL PROVISIONS

### 595-2.01 Materials

#### A. Casings

The irrigation well casing shall be new black steel pipe, Schedule 40, minimum of 6" opening, or as specified in the drawings. The joints may be welded or threaded coupling.

#### B. Grout

Grout shall be ANSI/ASTM C150, type shall suit project conditions.

### 595-3.00 Execution

#### 595-3.01 Well Construction

- A. Annular space shall be continuously filled with grout, with process being completed in a single operation. Subsequent Work in the well, such as drilling or other operations, shall be suspended for 72 hours after grouting of casing. The only exception shall be when quick-setting cement is used, when Work may proceed after 24 hours.
- B. Install permanent casing with a temporary well cap. Installation of the well cap shall be coordinated with the pump system installer.
- C. The well shall be of sufficient size to produce a continuous supply of water at an acceptable quality and specified capacity.
- D. If subterranean formations/conditions require, the well shall be supplied with an alternate gravel pack with 20' minimum of stainless steel slotted screen and TREMI piped gravel pack.

#### 595-3.02 Well Development

- A. The well shall be developed by such methods that will effectively extract, from a water bearing formation, the maximum practical quantity of sand, drilling mud and other fine Materials in order to bring the well to maximum yield per foot of drawdown and to a sand-free condition. This Work shall be performed in a manner that does not cause any undue settlement or disturbance of the strata above the water bearing formation, nor disturb the seal around the well casing, thereby reducing the sanitary protection otherwise afforded by the seal.
- B. Development of the well shall continue until water pumped from the well, at a maximum test pumping rate, is clear and free from sand and other debris that is larger than 0.030" in diameter. The water shall be considered sand-free when no samples taken during the test pumping contain more than 2 parts per million of suspended solids per weight. The Contractor shall submit to the Department certification from an approved testing Laboratory that indicates the results of the "Non-Filterable Residual" (total suspended solids) test, as specified in the EPA Manual, Section 160.2. A sufficient amount of water to insure a detection limit of less than 2 PPM (mg/L) must be filtered.

## GENERAL PROVISIONS

### 595-3.03 Testing of Well for Plumbness and Alignment

- A. Set casing plumb and true to line. At a minimum, tests for plumbness and alignment shall be made after construction of the well and before its acceptance. Additional tests may be required during the performance of the Work.
- B. Test alignment of the well by lowering a pipe approximately 40 feet in length to a depth of 90 feet. The pipe used for the alignment test shall be not more than ½” smaller in diameter than the portion of casing or hole being tested at the time. The pipe must pass freely through the casing or hole.
- C. The well casing shall not be out of plumb more than 2/3 of the diameter of the casing per 100’ of length. If the well does not pass this test, the Contractor shall be responsible for repair or replacement of the well.

### 595-3.04 Testing Well for Yield and Drawdown

- I. Final pumping tests shall be conducted only after the well has been fully constructed, cleaned out and depth of well accurately measured.
- II. A variable capacity test pump shall be provided that has a minimum capacity of the maximum expected yield at total head equal to drawdown in the well, plus the head loss in the pump column and discharge piping.
- III. The Contractor shall provide enough discharge piping for pumping unit to conduct water to a point of disposal that will avoid a nuisance or endangerment to adjacent property. Provide and maintain any Equipment needed for measuring flow of water such as a weir box, orifice or water meter. The elevation of the water level in the well will then be measured.
- IV. All labor, power and other necessary Materials, Equipment and supplies required to operate the pumping unit shall be supplied by the Contractor. The final testing for each well shall consist of four (4) hours of continuous pumping after maximum drawdown has been reached. After completion of the final test, foreign matter such as sand, stones or other debris shall be removed from the well by bailing, sand pumping or other approved methods.
- V. After the test pump and auxiliary Equipment have been installed, the Department shall be notified a minimum of 3 days prior to the start of any test pumping. Conduct test pumping as follows:
  - 1. Record initial water elevations in the well.
  - 2. Start test pump and make adjustments to bring pump to required pumping rate.
  - 3. Record readings of water level in the well and pumping rate at 30 minute intervals.
  - 4. Water samples shall be taken for analysis at the beginning and at the end of the pump test.

## GENERAL PROVISIONS

- VI. Upon completion of the pumping test, record the returning levels in the well at 15 minute intervals until 95% of the well capacity is reached. Prepare notations so that a curve of the recovery rate may be plotted.
- VII. Provide all test results and other required submittals to the Department.

### 595-3.05 Disinfection of Well

- A. Use disinfection procedures as required by local government agencies. The well must be cleaned of foreign substances after all development Work has been completed and it has been satisfactorily tested. Casings should be swabbed, using alkalis if necessary, to remove foreign substances.
- B. The well shall be disinfected with a chlorine solution of sufficient strength to provide a minimum chlorine to water ratio of 100 parts per million within the well. The chlorine solution shall be introduced into the well using gravity, pump or drop feeder. A contact period of 24 hours shall be attained; then the well shall be pumped until the chlorine residual is less than 0.2 parts per million.

### END OF SECTION

## SECTION 800 SPECIAL CONDITIONS – ASBESTOS – PROCEDURES FOR DEMOLITION OF STRUCTURES – ASBESTOS MATERIAL REMOVAL

### SECTION 800 IS ADDED TO THIS SPECIFICATION

#### General

This Section is included for the removal and disposal requirements of asbestos material encountered during construction, whether or not it is indicated on the Plans. The following are special conditions and procedures for the Demolition of Structures and handling and disposal of asbestos cement pipe.

### SECTION 1 OF 3: ASBESTOS NOTIFICATION

Federal and state asbestos regulations require, prior to demolition of any structure:

1. An inspection for asbestos-containing Materials (ACM)
2. Removal of specified ACM, and

## GENERAL PROVISIONS

3. An asbestos notification of demolition received at least ten (10) business days prior to demolition.

To meet requirements #1 and #2 above, the Department has surveyed the structure(s) in this Bid/Work Order for the presence of ACM and every effort has been made to remove Regulated Asbestos-Containing Material (RACM) and Category II Non-Friable ACM (e.g., asbestos-cement board and shingles) before releasing this project to the Contractor. Verification of this Work is attached to this Bid/Work Order. If not attached, it is the Contractor's responsibility to contact the Project Manager of the department overseeing this Bid/Work Order, or the Department's Risk Management / Loss Control section to obtain:

1. A copy of the pre-demolition asbestos inspection report; and
2. A copy of Risk Management/Loss Control's memo of approval to proceed to next phase addressed to the County department overseeing the project.

To meet requirement #3 above, the Contractor is responsible for submitting a complete and accurate asbestos notification of demolition form, titled "Notice of Asbestos Removal Project" (i.e., NESHAP notification, 40 CFR Part 61.145(b)), for each separate address to be demolished to the below listed agencies at least 10 business days prior to demolition. The forms are available from the Florida Department of Environmental Protection (DEP) and Loss Control.

**SEND ORIGINAL TO:**

Asbestos Coordinator  
Florida Dept. of Environmental Protection  
400 N. Congress Avenue  
West Palm Beach, FL 33401

**SEND COPY TO:**

PBC Risk Management/Loss Control  
160 Australian Avenue, Suite 401  
West Palm Beach, FL 33416-1229  
Fax: 561-233-5440

The Contractor must immediately notify the Project Manager of the County department overseeing the project and Loss Control [phone 561-233-5430] if the demolition Start Date changes. No demolition may begin before the Start Date on the NESHAP notification, and no demolition may occur without a notice to proceed from the County department. It is the responsibility of the Contractor to call and submit revised NESHAP notifications to the above listed agencies, adhering to required NESHAP timeframes.

The Contractor is responsible for physically checking the structure(s) before submitting the NESHAP notification to ensure that all RACM and Category II ACM, as identified in the pre-demolition asbestos inspection report, have been removed. If RACM or Category II ACM is discovered, or is in poor condition (i.e. not intact), immediately contact the Department's Project Manager or Loss Control.

### SECTION 2 OF 3: WORK PRACTICES

Compliance with the following regulations is the demolition Contractor's responsibility:

1. Environmental Protection Agency (EPA) NESHAP 40 CFR Part 61 Subpart M – National Emission Standard for Hazardous Air Pollutants, updated August 2004;

## GENERAL PROVISIONS

2. Occupational Health and Safety Administration (OSHA) Construction Industry Standard, 29 CFR 1926.1101;
3. EPA "A Guide to Normal Demolition Practices Under the Asbestos NESHAP", September 1992;
4. Asbestos NESHAP "Adequately Wet Guidance", December 1990; and
5. OSHA Standard Interpretation, dated August 13, 1999, "Requirements for demolition operations involving Materials containing <1% asbestos".

The above regulations include utilizing wet demolition methods and prohibition of recycling the Substructure with presumed or confirmed Category I ACM. Written permission from Palm Beach County to the Contractor is needed for said recycling.

### SECTION 3 OF 3: COMPETENT PERSON

The Contractor must have a competent person on-site who: (1) is capable of identifying existing asbestos hazards in the workplace, (2) is capable of selecting the appropriate control strategy for asbestos exposure, and (3) has the authority to take prompt corrective action to eliminate them. This person must be trained in accordance with OSHA and EPA.

### END OF SECTION

### SECTION 987 SOIL LAYER MATERIALS

**DELETE SECTION 987 IN ITS ENTIRETY AND SUBSTITUTE THE FOLLOWING:**

#### **987-1 Description**

All material shall be suitable for plant growth. The organic matter content of the prepared soil layer after mixing shall be a minimum of 2.5%, a maximum of 10%, in accordance with FM 1-T 267 and shall have a pH value of 6.0 or greater and less than or equal to 7.5 as determined in accordance with FM 5-550. The organic matter content shall be created using any of the following Materials.

#### **987-2 Materials**

Prepared soil layer Materials may be obtained from either, or a combination of the following sources:

- (1) Excavation within the limits of construction on the project. Such material may be stockpiled or windrowed on the project in areas approved by the Engineer.



## **GENERAL PROVISIONS**

(2) Designated borrow pits for the project.

(3) From other sources of organic soil Materials provided by the Contractor.

### **987-2.1 Organic Soil**

This may consist of muck, mucky peat and peat and shall have an organic matter content of 30% or more if the mineral fraction is more than 50% clay, or more than 20% organic matter if the mineral fraction has no clay.

### **987-2.2 Blanket Material**

Meet the material classification shown on the Plans and Design Standards, Index No. 505.

### **987-2.3 Compost**

Meet the requirements of Florida Department of Environmental Protection Rule 62.709.550 Type Y (yard waste), Type YM (yard waste and manure), Type A (municipal solid waste compost) or Rule 62.640.850 Type AA (composted biosolids) and have unrestricted distribution.

#### **987-2.3.1 Compost for Use as a Soil Amendment**

If the electrical conductivity (EC) value of the compost exceeds 4.0dS (mmhos/cm) based on the saturated paste extract method, the compost shall be leached with water prior to application.

#### **987-2.3.2 Compost for Use as a Mulch**

The compost shall contain no foreign matter, such as glass, plastic or metal shards. The compost shall be slightly coarse to coarse in nature (over half of the solids shall be from particles 1/2 inch in size and no greater than 6 inches). Preference shall be given to compost or mulch made from uncontaminated woody waste Materials.

**END OF SECTION**

## **DRIVEWAY CONSTRUCTION RELEASE**

The Contractor shall have the included "Right of Entry and Release Agreement for Road and Driveway Construction" form executed by each property owner where driveway construction is required.

The Contractor shall be responsible for all coordination with the property owners for this construction. The Contractor shall provide the County with copies of these executed agreements.

These driveways shall be constructed in accordance with the Plans and the Specifications or as directed by the Engineer. The quantities are included in the 6" concrete sidewalk (driveways) item, 6" base item and asphaltic concrete item for the construction of these driveways.

### **SPECIAL DRIVEWAY NOTES AND SPECIFICATIONS**

1. Contractor shall work in conjunction with the engineer in contacting and coordinating with property owners of parcels bordering this Roadway, as directed by the Engineer.
2. Contractor shall obtain written permission from property owners for driveway construction and for approval of driveway staking.
3. Property owners shall have the option of selecting a circular driveway, a "T" type driveway or other modification as approved by the engineer. The selection is subject to existing site conditions and compatibility to existing driveways.
4. The driveway construction shall consist of 6" concrete on a compacted Subgrade or Type S-1 asphaltic concrete surface course on a 6" base, as directed by the engineer, to match the existing driveway.
5. If the asphaltic concrete option is required, the entire driveway may be resurfaced.
6. During driveway construction, temporary access and parking may be provided.
7. Items incidental to driveway construction shall be included in the square yard price for the items listed above. Such items include clearing and grubbing, excavation earthwork, grading, restoration of sodding, landscaping, sprinkler systems and all other Work that may be required to complete driveway construction.

**RIGHT OF ENTRY AND RELEASE AGREEMENT  
FOR ROAD AND DRIVEWAY CONSTRUCTION**

PROJECT NAME: \_\_\_\_\_  
PROJECT NO.: \_\_\_\_\_  
PROPERTY ADDRESS: \_\_\_\_\_  
PROPERTY OWNER: \_\_\_\_\_  
CONTRACTOR: \_\_\_\_\_

THIS AGREEMENT entered into this \_\_\_\_\_ day of \_\_\_\_\_, 20\_\_\_\_, by and between Palm Beach COUNTY (hereinafter referred to as COUNTY), its Contractor and \_\_\_\_\_ (herein referred to as OWNER), provides as follows:

WHEREAS, the COUNTY is desirous of completing the construction of \_\_\_\_\_, and as part of this project is willing to construct circular driveway and/or driveway modifications on OWNER'S land to aid in OWNER'S ingress and egress; and

WHEREAS, in order to construct said driveways it is necessary for the COUNTY to enter upon the above described property of OWNER and to perform various excavating and constructing tasks thereon;

WHEREAS, the COUNTY agrees to construct the driveway and/or driveway modification for the benefit of the OWNER, the COUNTY wishes the OWNER to assume full responsibility for design, location, maintenance, and liability for driveway improvements and/or modifications upon completion of the construction.

NOW, THEREFORE, in witness of the above, and in consideration of the COUNTY agreeing to construct said driveway improvements, and for other good and valuable consideration in hand received, OWNER hereby grants unto COUNTY, their Employees, Agents, Contractors, Sub-contractors, and/or Assigns the license and right to enter upon said land of OWNER for the purpose of constructing circular driveway and/or driveway modifications for the undersigned OWNER.

IT IS FURTHER AGREED that the previously referenced considerations, OWNER, hereby releases and holds the COUNTY harmless from any damages that result or might result to OWNER'S property as a result of the COUNTY, the Employees, Agents, Contractors, Sub-contractors and/or Assigns coming upon said land for the purposes previously stated.

IT IS FURTHER AGREED that the license and rights granted herein shall cease upon completion and finalization of the Contract upon which said construction is performed.

IT IS FURTHER UNDERSTOOD AND AGREED that upon completion of construction, OWNER assumes ownership and responsibility for driveway location, maintenance and liability regarding said driveway improvements and agrees to indemnify, and hold the COUNTY harmless from all claims and liabilities that may arise out of the design, existence, location, or maintenance of said driveway.

\_\_\_\_\_  
WITNESS (Signature)

\_\_\_\_\_  
OWNER/AGENT (Signature)

\_\_\_\_\_  
WITNESS (Print Name)

\_\_\_\_\_  
OWNER/AGENT (Print Name)

## PERMITS

The Contractor is advised that the following pages are copies of the applicable permits for this project. If a permit document includes copies of plan sheets, those pages may not be included herein, but are available from the Department upon request or from the permitting agency.

All general and special conditions required by specific permit(s) shall be executed accordingly and it is the Contractor's responsibility to ensure compliance with said conditions.

Any permits requiring "as-built" information and/or certification shall be prepared by a professional engineer or land surveyor licensed in the state of Florida and shall be the responsibility of the Contractor.

The Contractor is responsible for assuring the completion of appropriate construction certifications, and submittal of the construction completion certifications to permitting agencies as required by each permit referenced in these documents.

All costs associated with meeting said requirements, if not included in a bid item, shall be incidental to the Project and no compensation, either monetary or time, shall be considered.

**The Contractor agrees that the entirety of the permits listed below  
shall govern.**

### Contract Permits

<b>Permit Number</b>	<b>Permitting Agency</b>	<b>Location of Full Permit Documents</b>
TBD	TBD	<i>TBD</i>

**OEBO PARTICIPATION EVALUATION FORM**

DATE SENT: <b>October 31, 2022</b>	CONTRACTS MANAGER: <b>Holly Knight</b>
PROJECT #: <b>2023063</b>	PROJECT NAME: <b>Pathway &amp; Minor Construction CSC</b>
USER DEPARTMENT: <b>Engineering</b>	SOLICITATION OPENING DATE:
OEBO ESTABLISHED API: <b>20% SBE subcontracting, of which 5% is MBE (AA and/or HA firms)</b>	

**SOLICITATION EVALUATION INFORMATION**

RESPONDENTS	PRIME IS A CERTIFIED S/M/WBE	PRIME IS RESPONSIVE TO API	PERCENTAGE OF S/M/WBE UTILIZATION
<b>Wynn &amp; Sons, Inc.</b>	( )	1	<b>22.51% / 20.24% (MBE)</b>

**KEYS FOR DETERMINATIONS: (NOTED IN THE SOLICITATION EVALUATION INFORMATION TABLE)**

- (1) YES
- (2) NO
- (3) N/A

**EVALUATION NOTES:**

**Wynn & Sons, Inc. is responsive to the API and EBO requirements.**

Evaluated by: Angela Smith, SBDSIII

Signature: 

Date: 10/31/22

Reviewed by: Allen Gray, Manager

Signature: 

Date: 11/1/2022

	Certification Status	Expiration Date	Bid Amount/Price/Percent:	
<b>Prime Respondent:</b> Wynn & Sons Environmental Construction Company, Inc.	SBE	1/19/2023	\$16,689,544.00	
Subcontractor/Sub-consultant Name				Supplier
Wynn & Sons, Inc.	SBE	1/19/2023	2.02%*	<input type="checkbox"/>
Devland Site Paving & Utilities Inc.	MBE - BL	2/13/2023	19.6%	<input type="checkbox"/>
Fine Line Striping	SBE	5/29/2024	.136%	<input type="checkbox"/>
J. Rawn Enterprises, Inc.	SBE	1/11/2025	2.13%	<input type="checkbox"/>
Odums Sod, Inc.	MBE - HI	1/16/2023	.647%	<input type="checkbox"/>
<b>TOTAL SBE PARTICIPATION:</b>			<b>22.51%</b>	
<b>TOTAL MBE PARTICIPATION:</b>			<b>20.24%</b>	

Evaluation Comments: Wynn & Sons, Inc. is responsive to the API and EBO requirements.

\*Wynn & Sons, Inc. provided a Schedule 2 that stated there was an attached bid sheet with various item descriptions for services they would be provided as an OEBO Certified SBE. However, the Bid Sheet provided in the submittal did not clearly identify those services. They could not receive credit as an SBE for this review.

**OEBO SCHEDULE 1**

PATHWAY & MINOR CONSTRUCTION CONTINUING SERVICE CONTRACT

SOLICITATION/PROJECT/BID NAME: \_\_\_\_\_ SOLICITATION/PROJECT/BID NO.: 2022-063

SOLICITATION OPENING/SUBMITTAL DATE: 10/11/2022 COUNTY DEPARTMENT: \_\_\_\_\_

**Section A** PLEASE LIST THE DOLLAR AMOUNT OR PERCENTAGE OF WORK TO BE COMPLETED BY THE **PRIME CONTRACTOR/CONSULTANT\*** ON THE PROJECT:

NAME OF PRIME RESPONDENT/BIDDER: WYNN & SONS ENVIRONMENTAL CONSTRUCTION C ADDRESS: 7268 BELVEDERE RD WPB FL 33411

CONTACT PERSON: RICK VOLPE GM PHONE NO.: 561-797-9452 E-MAIL: rick.wynnandsons@yahoo.com

PRIME'S DOLLAR AMOUNT OR PERCENTAGE OF WORK: \$16,689,544.00

\*SMWBE Prime's must include their percentage or dollar amount in the Total Participation line under section B.

Non-SBE  MBE  WBE  SBE

**Section B** PLEASE LIST THE DOLLAR AMOUNT OR PERCENTAGE OF WORK TO BE COMPLETED BY **ALL SUBCONTRACTORS/SUBCONSULTANTS** ON THE PROJECT BELOW:

Subcontractor/Sub consultant Name	(Check all Applicable Categories)				DOLLAR AMOUNT OR PERCENTAGE OF WORK					
	Non-SBE	MBE	WBE	SBE	Black	Hispanic	Women	Caucasian	Asian	Other
1. DEVLAND SITE PAVING & UTILITIES INC	<input type="checkbox"/>	<input checked="" type="checkbox"/>	<input type="checkbox"/>	<input type="checkbox"/>	\$3,271,650.00					
2. FINE LINE STRIPING	<input type="checkbox"/>	<input type="checkbox"/>	<input type="checkbox"/>	<input type="checkbox"/>				\$22,775.00		
3. J. RAWN ENTERPRISES INC.	<input type="checkbox"/>	<input type="checkbox"/>	<input type="checkbox"/>	<input checked="" type="checkbox"/>				\$355,750.00		
4. WYNN & SONS INC.	<input type="checkbox"/>	<input type="checkbox"/>	<input type="checkbox"/>	<input checked="" type="checkbox"/>				\$3,337,908.00		
5. ODUMS SOD INC.	<input type="checkbox"/>	<input checked="" type="checkbox"/>	<input type="checkbox"/>	<input type="checkbox"/>		\$108,000.00				
Total					\$3,271,650.00	\$108,000.00		\$3,716,433.00		

(Please use additional sheets if necessary)

Total Bid/Offer Price \$ **\$16,689,544.00** Total Certified S/M/WBE Participation \$ **7,096,083.00**

I hereby certify that the above information is accurate to the best of my knowledge:

 Name & Authorized Signature

Title

GM

- Note:**
1. The amount listed on this form for a Subcontractor/sub consultant must be supported by price or percentage listed on the properly executed Schedule 2 or attached signed proposal.
  2. Only those firms certified by Palm Beach County at the time of solicitation opening or due date are eligible to meet the established OEBO Affirmative Procurement Initiative (API). Please check the applicable box and list the dollar amount or percentage under the appropriate demographic category.
  3. Modification of this form is not permitted and will be rejected upon submittal.



**OEBO LETTER OF INTENT – SCHEDULE 2**

**A completed Schedule 2 is a binding document between the Prime Contractor/consultant and a Subcontractor/subconsultant (for any tier) and should be treated as such. The Schedule 2 shall contain bolded language indicating that by signing the Schedule 2, both parties recognize this Schedule as a binding document.** All Subcontractors/subconsultants, including any tiered Subcontractors/subconsultants, must properly execute this document. Each properly executed Schedule 2 must be submitted with the bid/proposal.

SOLICITATION/PROJECT NUMBER: 2022-063

SOLICITATION/PROJECT NAME: pathway & minor construction continuing services contract

Prime Contractor: Wynn & Sons Environmental Construction Co. Inc. Subcontractor: DEVLAND SITE PAVING & UTILITIES INC.

**(Check box(s) that apply)**

SBE  WBE  MBE  M/WBE  Non-S/M/WBE Date of Palm Beach County Certification (if applicable): 2/13/20

The undersigned affirms they are the following (select one from each column if applicable):

**Column 1**

**Column 2**

**Column 3**

Male  Female

African-American/Black  Asian American  Caucasian American  
 Hispanic American  Native American

Supplier

**S/M/WBE PARTICIPATION – S/M/WBE Primes must document all work to be performed by their own work force on this form.** Failure to submit a properly executed Schedule 2 for any **S/M/WBE** participation may result in that participation not being counted. Specify in detail, the scope of work to be performed or items supplied with the dollar amount and/or percentage for each work item. S/M/WBE credit will only be given for the areas in which the S/M/WBE is certified. A detailed proposal may be attached to a properly executed Schedule 2.

Line Item	Item Description	Unit Price	Quantity/ Units	Contingencies/ Allowances	Total Price/Percentage
	SEE ATTACHED SHEET				3,271,650.00

The undersigned Subcontractor/subconsultant is prepared to self-perform the above-described work in conjunction with the aforementioned project at the following total price or percentage: 3,271,650.00

**If the undersigned intends to subcontract any portion of this work to another Subcontractor/subconsultant, please list the business name and the amount below accompanied by a separate properly executed Schedule 2.**

N/A Price or Percentage: \_\_\_\_\_

Name of 2<sup>nd</sup>/3<sup>rd</sup> tier Subcontractor/subconsultant

WYNN & SONS ENVIRONMENTAL CONSTRUCTION CO.INC.

Print Name of Prime

By: \_\_\_\_\_  
Authorized Signature

Print Name

**RICK VOLPE GM**

Title

Date: 10/05/2022

DEVLAND SITE PAVING & UTILITIES INC.

Print Name of Subcontractor/subconsultant

By:   
Authorized Signature

Print Name

**EDMUND DEVEAUX SR. PRESIDENT**

Title

Date: 10/05/2022



**PROPOSAL FORM**



**BID PROPOSAL  
PATHWAY AND MINOR CONSTRUCTION  
CONTINUING SERVICES CONTRACT  
PBC PROJECT #2022063**

#	FDOT PAY ITEM NUMBER	ITEM DESCRIPTION	QTY	UNITS	UNIT PRICE	AMOUNT
<b>EMERGENCY RESPONSE ITEMS</b>						
1	N/A	Emergency Response (< 6 Hours)	10	EA		\$ -
2	N/A	Emergency Response (6 Hours to 24 Hours)	20	EA		\$ -
3	N/A	Emergency Response (24 Hours to 72 Hours)	30	EA		\$ -
<b>SUBTOTAL (EMERGENCY RESPONSE)</b>						\$ -
<b>ROADWAY ITEMS</b>						
4	110-1-1	Clearing & Grubbing	200	AC	\$3,500.00	\$ 700,000.00
5	110-1	Remove Existing Asphalt (Full Depth) (See Notes)	20,000	SY		\$ -
6	120-1	Regular Excavation	10,000	CY	\$5.25	\$ 52,500.00
7	120-1	Shallow Excavation (Depth < 4 FT)	3,000	CY	\$4.25	\$ 12,750.00
8	120-6	Embankment (Compacted in Place)	2,500	CY	\$5.25	\$ 13,125.00
9	N/A	Finish Existing Rock Base (Includes Prime Coat)	1,000	SY	\$8.75	\$ 8,750.00
10	N/A	Finish Grading	20,000	SY	\$3.75	\$ 75,000.00
11	160-6	4" Base (Includes Prime Coat)	15,000	SY	\$10.25	\$ 153,750.00
12	160-6	6" Base (Includes Prime Coat)	20,000	SY	\$15.00	\$ 300,000.00
13	160-6	8" Base (Includes Prime Coat)	5,300	SY	\$19.75	\$ 104,675.00
14	285-704	Optional Base Group 4	500	SY	\$ -	\$ -
15	285-707	Optional Base Group 7	10,000	SY	\$ -	\$ -
16	285-710	Optional Base Group 10	500	SY		\$ -
17	285-713	Optional Base Group 13	10,000	SY		\$ -
18	334-1	Asphalt Driveway (1 1/2") (Includes 6" Base)	1,800	SY		\$ -
19	327-70	Mill Existing Asphalt Pavement (< 5,000 SY)	30	1/2 Day		\$ -
20	N/A	Portable Milling Machine	250	HR		\$ -
21	N/A	Reuse Millings For Pathway (6" Deep)	3,000	SY		\$ -
22	339-1	Misc. Asphalt (0-50 Ton Orders) (Includes Tack Coat) (See Notes)	150	TN		\$ -
23	339-1	Misc. Asphalt (> 50 Ton Orders) (Includes Tack Coat) (See Notes)	100	TN		\$ -
24	334-1-13	Superpave Asphaltic Concrete (SP-9.5 Traffic Level C) (0-200 Ton Orders)	200	TN		\$ -
25	334-1-13	Superpave Asphaltic Concrete (SP-9.5 Traffic Level C) (> 200 Ton Orders)	15,000	TN		\$ -
26	334-1-13	Superpave Asphaltic Concrete (SP-12.5 Traffic Level C) (0-200 Ton Orders)	2,000	TN		\$ -
27	334-1-13	Superpave Asphaltic Concrete (SP-12.5 Traffic Level C) (> 200 Ton Orders)	4,000	TN		\$ -
28	N/A	Pavement Texturing: Colored Coating (Standard Formula)	100	SY		\$ -
29	N/A	Pavement Texturing: Colored Coating (Traffic Formula)	100	SY		\$ -
30	N/A	Pavement Texturing: Heat & Imprint Existing Pavement	100	SY		\$ -
31	N/A	Pavement Texturing: Imprint New Installation	100	SY		\$ -
32	N/A	Pavement Texturing: Sealer Concrete	100	SY		\$ -
33	526-1-1	Paver Brick	100	SY		\$ -
34	526-1-101	Remove Paver Brick	100	SY		\$ -
35	526-1-101	Reset Paver Brick	100	SY		\$ -
<b>SUBTOTAL (ROADWAY)</b>						\$ 1,420,550.00

**PROPOSAL FORM**

**BID PROPOSAL  
PATHWAY AND MINOR CONSTRUCTION  
CONTINUING SERVICES CONTRACT  
PBC PROJECT #2022063**

D

#	FDOT PAY ITEM NUMBER	ITEM DESCRIPTION	QTY	UNITS	UNIT PRICE	AMOUNT
<b>DRAINAGE ITEMS</b>						
36	425-1-311	Inlets (Curb) (Type P-1) (< 10')	10	EA	\$	-
37	425-1-315	Inlets (Curb) (Type P-1) (Partial - Top Only)	15	EA	\$	-
38	425-1-321	Inlets (Curb) (Type P-2) (< 10')	10	EA	\$	-
39	425-1-325	Inlets (Curb) (Type P-2) (Partial - Top Only)	15	EA	\$	-
40	425-1-351	Inlets (Curb) (Type P-5) (< 10')	10	EA	\$	-
41	425-1-355	Inlets (Curb) (Type P-5) (Partial - Top Only)	15	EA	\$	-
42	425-1-361	Inlets (Curb) (Type P-6) (< 10')	10	EA	\$	-
43	425-1-365	Inlets (Curb) (Type P-6) (Partial - Top Only)	15	EA	\$	-
44	425-1-521	Inlets (Ditch Bottom) (Type C)	20	EA	\$	-
45	425-1-541	Inlets (Ditch Bottom) (Type D)	10	EA	\$	-
46	425-1-910	Inlet (Closed Flume) (Type I)	20	EA	\$	-
47	425-1-910	Inlet (Closed Flume) Double Barrel	5	EA	\$	-
48	110-4-10	Inlet (Remove and Dispose)	10	EA	\$	-
49	425-2-61	Manhole (Type P-8) (< 10')	20	EA	\$	-
50	425-2-63	Manhole (Type 8) (Partial - Top Only)	10	EA	\$	-
51	425-1	Steel Reticuline Frame & Grate (Installed) (Index 232)	25	EA	\$	-
52	425-4/425-5	Adjust Existing Manhole or Inlet	25	EA	\$3,250.00	\$ 81,250.00
53	425-7	Manhole Cover (Replace)	10	EA	\$	-
54	425-5	Manhole Cover (Adjust)	20	EA	\$1,250.00	\$ 25,000.00
55	425-5	Manhole Riser (1" to 2")	25	EA	\$950.00	\$ 23,750.00
56	425-5	Manhole Ring and Cover (24") (Traffic Rated)	25	EA	\$	-
57	425-4	Modify Inlet & Install Reticuline Frame & Grate	5	EA	\$	-
58	425-1	Modify, Repair and/or Rebuild Existing Curb Inlet	10	EA	\$	-
59	425-6	Adjust Valve Box	200	EA	\$650.00	\$ 130,000.00
60	425-6	Valve Box Cover (Replace)	20	EA	\$	-
61	425-6	Valve Box Cover (Adjust)	20	EA	\$	-
62	164-4-800	Relocate Fire Hydrant	10	EA	\$	-
63	425-10	Yard Drain (Index 282)	10	EA	\$	-
64	430-174-115	Concrete Pipe Culvert (15" RCP)	200	LF	\$ 95.00	\$ 19,000.00
65	430-174-118	Concrete Pipe Culvert (18" RCP)	1,000	LF	\$125.00	\$ 125,000.00
66	430-174-124	Concrete Pipe Culvert (24" RCP)	1,000	LF	\$200.00	\$ 200,000.00
67	430-174-136	Concrete Pipe Culvert (36" RCP)	1,000	LF	\$235.00	\$ 235,000.00
68	430-174-118	HDPE Pipe Culvert (18") (Class I)	500	LF	\$105.00	\$ 52,500.00
69	430-174-124	HDPE Pipe Culvert (24") (Class I)	500	LF	\$130	\$ 65,000.00
70	430-174-136	HDPE Pipe Culvert (36") (Class I)	500	LF	\$185.00	\$ 92,500.00
71	430-174-148	HDPE Pipe Culvert (48") (Class I)	500	LF	\$225.00	\$ 112,500.00
72	430-174-118	HDPE Pipe Culvert (18") (Class II)	500	LF	\$85.00	\$ 42,500.00
73	430-174-124	HDPE Pipe Culvert (24") (Class II)	500	LF	\$120.00	\$ 60,000.00
74	430-174-136	HDPE Pipe Culvert (36") (Class II)	500	LF	\$225.00	\$ 112,500.00
75	430-174-148	HDPE Pipe Culvert (48") (Class II)	500	LF	\$245.00	\$ 122,500.00
76	430-174-115	A-2000 Pipe Culvert (15"PVC)	100	LF	\$85.00	\$ 8,500.00
77	430-174-118	A-2000 Pipe Culvert (18" PVC)	500	LF	\$115.00	\$ 57,500.00
78	430-174-124	A-2000 Pipe Culvert (24" PVC)	500	LF	\$130.00	\$ 65,000.00
79	430-174-142	Corrugated Steel Pipe Culvert (42" Dia.)	25	LF	\$	-
80	430-174-115	BCCMP Pipe Culvert (15")	100	LF	\$	-
81	430-174-118	BCCMP Pipe Culvert (18")	500	LF	\$	-



**PROPOSAL FORM**

**BID PROPOSAL  
PATHWAY AND MINOR CONSTRUCTION  
CONTINUING SERVICES CONTRACT  
PBC PROJECT #2022063**

D

#	FDOT PAY ITEM NUMBER	ITEM DESCRIPTION	QTY	UNITS	UNIT PRICE	AMOUNT
82	430-174-124	BCCMP Pipe Culvert (24")	500	LF		\$ -
83	430-982-123	Mitered End Section (Round) (15")	5	EA	\$1,460	\$ 7,300.00
84	430-982-125	Mitered End Section (Round) (18")	10	EA	\$1,750.00	\$ 17,500.00
85	430-982-129	Mitered End Section (Round) (24")	10	EA	\$1,950.00	\$ 19,500.00
86	430-982-138	Mitered End Section (Round) (36")	10	EA	\$2,250.00	\$ 22,500.00
87	430-982-140	Mitered End Section (Round) (42")	10	EA	\$2,850.00	\$ 28,500.00
88	430-982-123	Mitered End Section (Round) (15" BCCMP)	5	EA		\$ -
89	430-982-125	Mitered End Section (Round) (18" BCCMP)	10	EA		\$ -
90	430-982-129	Mitered End Section (Round) (24" BCCMP)	10	EA		\$ -
91	430-174-118	ADS Flared End (18" HDPE)	2	EA	\$1,200.00	\$ 2,400.00
92	430-174-124	ADS Flared End (24" HDPE)	2	EA	\$1,400.00	\$ 2,800.00
93	430-174-136	ADS Flared End (36" HDPE)	2	EA	\$2,100.00	\$ 4,200.00
94	430-174-148	ADS Flared End (48" HDPE)	2	EA	\$2,850.00	\$ 5,700.00
95	443-70-3	French Drains (18" CMP) (Includes Ballast Rock & Filter Fabric)	25	LF	\$125.00	\$ 3,125.00
96	443-70-4	French Drains (24" CMP) (Includes Ballast Rock & Filter Fabric)	25	LF	\$250.00	\$ 6,250.00
97	443-70-3	French Drains (18" RCP) (Includes Ballast Rock & Filter Fabric)	100	LF	\$225.00	\$ 22,500.00
98	443-70-4	French Drains (24" RCP) (Includes Ballast Rock & Filter Fabric)	100	LF	\$350.00	\$ 35,000.00
99	530-3	Rubble Rip-Rap	250	TN	\$ 75.00	\$ 18,750.00
100	530-74	#57 Coarse Aggregate (FDOT)	10	TN	\$70.00	\$ 700.00
101	430-x	Sand Cement Endwall	15	CY	\$75.00	\$ 1,125.00
102	N/A	Dewatering (6" Pump/Wellpoints)	10	ED		\$ -
<b>SUBTOTAL (DRAINAGE)</b>						<b>\$ 1,827,850.00</b>
<b>CONCRETE ITEMS</b>						
103	400-x	Misc. Concrete (Includes Reinforcing Steel)	100	CY		\$ -
104	400-x	Class I Concrete (Gravity Wall)	50	CY		\$ -
105	520-2-4	Concrete Curb (Type D) (See Notes)	10,000	LF		\$ -
106	110-4-10	Concrete Curb Type D (Removal)	750	LF		\$ -
107	520-1-10	Concrete Curb & Gutter (Type F)	20,000	LF		\$ -
108	110-4-10	Concrete Curb & Gutter Type F (Removal)	11,000	LF		\$ -
109	520-3	Concrete Valley Gutter	1,600	LF		\$ -
110	110-4-10	Concrete Valley Gutter (Removal)	3,000	LF		\$ -
111	520-2	Concrete Curb & Gutter (9") (PBC Standard)	100	LF		\$ -
112	110-4-10	Concrete Curb & Gutter (9") (Removal)	25	LF		\$ -
113	520-2	Concrete Flush Header Curb (PBC Standard)	25	LF		\$ -
114	110-4-10	Concrete Flush Header Curb (Removal)	500	LF		\$ -
115	520-1	Concrete Mountable Gutter (PBC Standard)	50	LF		\$ -
116	110-4-10	Concrete Mountable Gutter (Removal)	50	LF		\$ -
117	520-5	Traffic Separator Conc (Type I)	1,500	SY		\$ -
118	520-5	Traffic Separator Conc (Type IV)	50	SY		\$ -
119	110-4-10	Traffic Separator Concrete (Removal)	50	SY		\$ -
120	522-1	Concrete Sidewalk (4" Thick) (< 10 SY)	1,000	SY		\$ -
121	522-1	Concrete Sidewalk (4" Thick) (10 SY to < 50 SY)	1,000	SY		\$ -
122	522-1	Concrete Sidewalk (4" Thick) (50 SY or Greater)	5,000	SY		\$ -
123	522-2	Concrete Sidewalk (6" Thick) (Driveway) (< 8 SY)	500	SY		\$ -

**PROPOSAL FORM**

**BID PROPOSAL  
PATHWAY AND MINOR CONSTRUCTION  
CONTINUING SERVICES CONTRACT  
PBC PROJECT #2022063**

D

#	FDOT PAY ITEM NUMBER	ITEM DESCRIPTION	QTY	UNITS	UNIT PRICE	AMOUNT
159	N/A	Root Pruning (0"-36" deep)	2,000	LF		\$ -
160	N/A	18" Root Barrier	100	LF		\$ -
161	N/A	24" Root Barrier	1,000	LF		\$ -
162	N/A	36" Root Barrier	8,000	LF		\$ -
163	N/A	48" Root Barrier	500	LF		\$ -
164	581-x	Vegetation Relocation (Including Watering)	10	HR		\$ -
165	630-2	2" PVC Pipe (Schedule 40)	1,000	LF		\$ -
166	630-2	4" PVC Pipe (Schedule 40)	100	LF		\$ -
167	630-2	6" PVC Pipe (Schedule 40)	200	LF		\$ -
<b>SUBTOTAL (LANDSCAPING)</b>						<b>\$ -</b>
<b>EQUIPMENT ITEMS</b>						
168	N/A	3 CY Loader - Day	10	EA	\$1,225.00	\$ 12,250.00
169	N/A	1-1/2 CY Backhoe - Day	10	EA	\$1,100.00	\$ 11,000.00
170	N/A	40 Ton Crane, Crawler or Wheel Mount (Day)	15	EA		\$ -
<b>SUBTOTAL (EQUIPMENT)</b>						<b>\$ 23,250.00</b>
<b>PILING AND SHEETING ITEMS</b>						
171	455-x	8" Treated Timber Piling	100	LF		\$ -
172	455-x	10" Treated Timber Piling	100	LF		\$ -
173	455-x	10" Treated Timberguard™ Wood Piling	500	LF		\$ -
174	455-34	12" Square Precast Pre-Stressed Concrete Piling	500	LF		\$ -
175	455-34-2	14" Square Precast Pre-Stressed Concrete Piling	100	LF		\$ -
176	455-35	Temporary or Permanent Steel Sheet Piling	100	SF		\$ -
<b>SUBTOTAL (PILING AND SHEETING)</b>						<b>\$ -</b>
<b>SIGNING AND MARKING ITEMS</b>						
177	700-1-40	ADA Handicapped Parking Sign	5	EA		\$ -
178	710-11	Traffic Paint (All Widths & Colors) (See Notes)	500	SF		\$ -
179	701-1	Thermoplastic Pavement Marking (All Widths & Colors) (See Notes)	500	SF		\$ -
180	N/A	Wheel Stops - Furnish & Install	100	EA		\$ -
181	N/A	Remove & Re-Install Wheel Stops	100	EA		\$ -
182	700-1-50	Sign (Relocate)	20	EA		\$ -
183	N/A	Speed Humps	1,000	SY		\$ -
184	N/A	Stamped Colored Concrete (5" Thick)	100	SY		\$ -
185	519-78	Steel Bollard	20	EA		\$ -
186	519-78	Removable Bollard	20	EA		\$ -
<b>SUBTOTAL (SIGNING AND MARKING)</b>						<b>\$ -</b>
<b>MISCELLANEOUS ITEMS</b>						
187	N/A	Premium for Conflict Condition	5	EA		\$ -
188	N/A	Premium to Increase Box Depth to > 10'	5	EA		\$ -
189	N/A	Premium to Increase Box from P to J	5	EA		\$ -
190	N/A	IPE Boardwalk Decking & Top Rail (5/4" x 6")	1,000	LF		\$ -
191	110-7	Mail Boxes (Reset)	150	EA		\$ -
192	635-2	Pull Boxes (Brooks)	5	EA		\$ -
193	N/A	Sandblasting - 1/2 Day	20	EA		\$ -
194	N/A	Sandblasting - Full Day	10	EA		\$ -
195	N/A	Pressure Cleaning	10	ED		\$ -
196	N/A	Southern Yellow Pine Lumber	15,000	BF		\$ -

**PROPOSAL FORM**

**BID PROPOSAL  
 PATHWAY AND MINOR CONSTRUCTION  
 CONTINUING SERVICES CONTRACT  
 PBC PROJECT #2022063**



#	FDOT PAY ITEM NUMBER	ITEM DESCRIPTION	QTY	UNITS	UNIT PRICE	AMOUNT
197	110-1-1	Southern Yellow Pine Lumber (Removal & Disposal)	20,000	BF		\$ -
<b>SUBTOTAL (MISCELLANEOUS)</b>						\$ -
<b>TOTAL BID</b>						<b>\$ 3,271,650.00</b>



## OEBO LETTER OF INTENT – SCHEDULE 2

A completed Schedule 2 is a binding document between the Prime Contractor/consultant and a Subcontractor/subconsultant (for any tier) and should be treated as such. The Schedule 2 shall contain bolded language indicating that by signing the Schedule 2, both parties recognize this Schedule as a binding document. All Subcontractors/subconsultants, including any tiered Subcontractors/subconsultants, must properly execute this document. Each properly executed Schedule 2 must be submitted with the bid/proposal.

SOLICITATION/PROJECT NUMBER: 2022-063

SOLICITATION/PROJECT NAME: PBC ANNUAL 2022

Prime Contractor: WYNN & SONS Subcontractor: FINE LINE STRIPING, INC

(Check box(s) that apply)  
 SBE  WBE  MBE  M/WBE  Non-S/M/WBE Date of Palm Beach County Certification (if applicable): \_\_\_\_\_

The undersigned affirms they are the following (select one from each column if applicable):

- |  |   |                                   |
|--|---|-----------------------------------|
| <u>Column 1</u>  | <u>Column 2</u>   | <u>Column 3</u>                   |
| <input checked="" type="checkbox"/> Male <input type="checkbox"/> Female | <input type="checkbox"/> African-American/Black <input type="checkbox"/> Asian American <input checked="" type="checkbox"/> Caucasian American<br><input type="checkbox"/> Hispanic American <input type="checkbox"/> Native American | <input type="checkbox"/> Supplier |

**S/M/WBE PARTICIPATION** – S/M/WBE Primes must document all work to be performed by their own work force on this form. Failure to submit a properly executed Schedule 2 for any S/M/WBE participation may result in that participation not being counted. Specify in detail, the scope of work to be performed or items supplied with the dollar amount and/or percentage for each work item. S/M/WBE credit will only be given for the areas in which the S/M/WBE is certified. A detailed proposal may be attached to a properly executed Schedule 2.

Line Item	Item Description	Unit Price	Quantity/ Units	Contingencies/ Allowances	Total Price/Percentage
	<u>PAVEMENT MARKINGS, SIGNAGE + CURB STOPS</u>				<u>\$22,775.00</u>

The undersigned Subcontractor/subconsultant is prepared to self-perform the above-described work in conjunction with the aforementioned project at the following total price or percentage: 22,775.00

If the undersigned intends to subcontract any portion of this work to another Subcontractor/subconsultant, please list the business name and the amount below accompanied by a separate properly executed Schedule 2.

N/A

Name of 2<sup>nd</sup>/3<sup>rd</sup> tier Subcontractor/subconsultant \_\_\_\_\_ Price or Percentage: \_\_\_\_\_

Wynn & Sons, Inc.  
 Print Name of Prime

By: [Signature]  
 Authorized Signature

Print Name: \_\_\_\_\_

Title: gm

Date: 10/5/22

FINE LINE STRIPING, INC  
 Print Name of Subcontractor/subconsultant

By: [Signature]  
 Authorized Signature

Print Name: RUI SILVA

Title: VICE PRESIDENT

Date: 10/5/2022

**BO LETTER OF INTENT – SCHEDULE**

A completed Schedule 2 is a binding document between the Prime Contractor/consultant and a Subcontractor/subconsultant (for any tier) and should be treated as such. The Schedule 2 shall contain bonded language indicating that by signing the Schedule 2, both parties recognize this Schedule as a binding document. All Subcontractors/subconsultants, including any tiered Subcontractors/subconsultants, must properly execute this document. Each properly executed Schedule 2 must be submitted with the bid/proposal.

SOLICITATION/PROJECT NUMBER: 2022063

SOLICITATION/PROJECT NAME: Pathway and Minor Construction Continuing Services Contract

Prime Contractor: Wynn and Sons Environmental Construction Co. Inc. Subcontractor: J. Rawn Enterprises Inc.

**(Check box(s) that apply)**

SBE  WBE  MBE  M/WBE  Non-S/M/WBE Date of Palm Beach County Certification (if applicable): January 12, 2022

The undersigned affirms they are the following (select one from each column if applicable):

<b>Column 1</b>	<b>Column 2</b>	<b>Column 3</b>
<input checked="" type="checkbox"/> Male <input type="checkbox"/> Female	<input type="checkbox"/> African-American/Black <input type="checkbox"/> Asian American <input checked="" type="checkbox"/> Caucasian American	<input type="checkbox"/> Supplier
	<input type="checkbox"/> Hispanic American <input type="checkbox"/> Native American	

**S/M/WBE PARTICIPATION** – S/M/WBE Primes must document all work to be performed by their own work force on this form. Failure to submit a properly executed Schedule 2 for any S/M/WBE participation may result in that participation not being counted. Specify in detail, the scope of work to be performed or items supplied with the dollar amount and/or percentage for each work item. S/M/WBE credit will only be given for the areas in which the S/M/WBE is certified. A detailed proposal may be attached to a properly executed Schedule 2.

Line Item	Item Description	Unit Price	Quantity/ Units	Contingencies/ Allowances	Total Price/Percentage
171 - 175	8" and 10" Treated Timber Piling, 10" Timberguard piling, 12" and 14" Square Precast Prestressed Concrete Piling				\$121,000.00
190	IPE Boardwalk Decking and Top Rail				\$16,000.00
196	Southern Yellow Pine Lumber				\$138,750.00
197	Southern Yellow Pine Removal and Disposal				\$80,000.00

The undersigned Subcontractor/subconsultant is prepared to self-perform the above-described work in conjunction with the aforementioned project at the following total price or percentage: \$355,750.00

**If the undersigned intends to subcontract any portion of this work to another Subcontractor/subconsultant, please list the business name and the amount below accompanied by a separate properly executed Schedule 2.**

None  
Name of 2<sup>nd</sup>/3<sup>rd</sup> tier Subcontractor/subconsultant

Price or Percentage: \_\_\_\_\_

Wynn & Sons Inc.  
Print Name of Prime

By: \_\_\_\_\_  
Authorized Signature

Rich Page  
Print Name

Title

Date: 10-5-22

J. Rawn Enterprises Inc.  
Print Name of Subcontractor/subconsultant

By: \_\_\_\_\_  
Authorized Signature

Jack D. Rawn  
Print Name

V. President  
Title

Title

Date: October 5, 2022







**EBO LETTER OF INTENT – SCHEDU**

**A completed Schedule 2 is a binding document between the Prime Contractor/consultant and a Subcontractor/subconsultant (for any tier) and should be treated as such. The Schedule 2 shall contain bolded language indicating that by signing the Schedule 2, both parties recognize this Schedule as a binding document.** All Subcontractors/subconsultants, including any tiered Subcontractors/subconsultants, must properly execute this document. Each properly executed Schedule 2 must be submitted with the bid/proposal.

SOLICITATION/PROJECT NUMBER: 2022-063

SOLICITATION/PROJECT NAME: PATHWAY AND MINOR CONSTRUCTION

Prime Contractor: Wynn & Sons Subcontractor: Odums Sod, Inc.

**(Check box(s) that apply)**

SBE  WBE  MBE  M/WBE  Non-S/M/WBE Date of Palm Beach County Certification (if applicable): 8-17-2020

The undersigned affirms they are the following (select one from each column if applicable):

<b><u>Column 1</u></b>	<b><u>Column 2</u></b>	<b><u>Column 3</u></b>
<input checked="" type="checkbox"/> Male <input type="checkbox"/> Female	<input type="checkbox"/> African-American/Black <input type="checkbox"/> Asian American <input type="checkbox"/> Caucasian American	<input type="checkbox"/> Supplier
	<input checked="" type="checkbox"/> Hispanic American <input type="checkbox"/> Native American	

**S/M/WBE PARTICIPATION** – S/M/WBE Primes must document all work to be performed by their own work force on this form. Failure to submit a properly executed Schedule 2 for any S/M/WBE participation may result in that participation not being counted. Specify in detail, the scope of work to be performed or items supplied with the dollar amount and/or percentage for each work item. S/M/WBE credit will only be given for the areas in which the S/M/WBE is certified. A detailed proposal may be attached to a properly executed Schedule 2.

Line Item	Item Description	Unit Price	Quantity/ Units	Contingencies/ Allowances	Total Price/Percentage
150	Sodding (to match existing)	4.32/SY	25,000/SY	0	\$108,000.00

The undersigned Subcontractor/subconsultant is prepared to self-perform the above-described work in conjunction with the aforementioned project at the following total price or percentage: \$108,000.000

**If the undersigned intends to subcontract any portion of this work to another Subcontractor/subconsultant, please list the business name and the amount below accompanied by a separate properly executed Schedule 2.**

NONE Price or Percentage: 0

Name of 2<sup>nd</sup>/3<sup>rd</sup> tier Subcontractor/subconsultant

Wynn & Sons, Inc  
 Print Name of Prime  
 By: [Signature]  
 Authorized Signature  
Print Name  
gm  
 Title  
 Date: 10-5-22

Odums Sod, Inc.  
 Print Name of Subcontractor/subconsultant  
 By: [Signature]  
 Authorized Signature  
Warren L Prescott, Jr  
 Print Name  
President  
 Title  
 Date: 10-3-2022

EBO FORMS

Office of Equal Business Opportunity  
Good Faith Efforts Form

PRIME CONTRACTOR GOOD FAITH EFFORTS

Prime Contractor Name: \_\_\_\_\_ Project Name: \_\_\_\_\_  
 Project No.: \_\_\_\_\_ Date Submitted: \_\_\_\_\_

The Prime Contractor has to demonstrate "Good Faith Efforts" to meet the S/M/WBE goal, which includes the accurate preparation and submittal of this form, and other efforts described in Section 2-80.27 (1.c) of the Equal Business Opportunity Ordinance.

When submitting a Subcontracting Goal - Waiver Request Form, please submit documentation of your efforts indicated below 7 days prior to bid opening or proposal due date. The fields below will serve as a guide for the Office of Equal Business Opportunity (OEBO) to evaluate your Good Faith Efforts toward meeting subcontracting goals. We ask that this form is utilized in order to provide uniformity to our process; additional documents can be submitted as support for efforts made. For any questions regarding this document, please contact the Office of EBO at 561-616-6840.

THE PRIME CONTRACTOR SHOULD ONLY SUBMIT THIS INFORMATION IF THE PARTICIPATION PLAN DOES NOT MEET THE CONTRACT GOAL. FAILURE TO SUBMIT THIS INFORMATION MAY RESULT IN THE BID AND/OR PROPOSAL FOUND AS NON-RESPONSIVE TO THE ENTIRE SOLICITATION. PLEASE NOTE THAT METHODS OF CONTACT CANNOT BE THE SAME ON MULTIPLE ATTEMPTS.

Scope of Service	Line Item No.	SMWBE Type for Goal	Certified Firm Name, Address, Phone, Email and Contact Person	Methods of Contact	Number of times contacted	Contact Date(s)	Certified Firm Response	Results of Contact (why suitable or not suitable for work)
		SBE						
		MBE						
		WBE						
		SMWBE						

Authorized Signature: \_\_\_\_\_ Date: \_\_\_\_\_ Phone: \_\_\_\_\_  
 Print Name: \_\_\_\_\_ Email Address: \_\_\_\_\_

EBO FORMS

Palm Beach County  
Office of Equal Business Opportunity

Subcontracting Goal – Waiver Request Form

PROJECT NAME:  DATE:

COMPANY NAME:  CONTACT NO.:

CONTACT PERSON:  CONTACT EMAIL:

In the sections below, points will ONLY be awarded if the firm has fully satisfied the criteria. More information regarding Subcontracting Goal-Waiver Request Evaluation Criteria. Contractors/Consultants must obtain a total of **80 or more points** to receive a waiver approval. Vendor Directory is accessible through the Office of Equal Business Opportunity website <https://www.pbcgov.org/pbcvendors>.

**PART I: Sufficient Commercially Useful Work Identified to Meet Subcontracting Goal** Points: \_\_\_\_\_

Please provide documentation and supporting evidence to show how the criteria was fulfilled. **15 points possible:**

- List the specific scope of work identified for each of the S/M/WBEs contacted
- Ensure the scope of work identified for S/M/WBEs is greater than or equal to the subcontracting goal(s)
- Additional comments, if any

**PART II: Initial Communications to Potential S/M/WBE Subcontractors Using EBO Portal / Website Posting of Subcontractor Solicitations/Outreach Efforts** Points: \_\_\_\_\_

Please provide documentation and supporting evidence to show how the criteria was fulfilled. **40 points possible:**

- Contact at least three (3) S/M/WBEs in the EBO Vendor Directory for each scope of work identified to be subcontracted in Part I (emails/call logs/fax), one (1) week prior to pre-bid meeting date.
- Include current documentation of searches from the EBO Vendor Directory.
- Notify S/M/WBEs within at least 2 (two) weeks prior to the bid opening date, using at least three (3) digital media outlets (e.g. website, newspaper, trade association, publication, minority focus media)
- Additional comments, if any

**PART III: Follow-up Communications & Bid Negotiations with Potential Subcontractors** Points: \_\_\_\_\_

Please provide documentation and supporting evidence to show how the criteria was fulfilled. **30 points possible:**

- Promptly follow-up with S/M/WBEs after the initial solicitation at least 2 (two) weeks prior to the bid opening date, during normal business hours by telephone, email, or fax.
- Include a written statement with contact information on all subcontractors contacted to include the following:
  - Name of the subcontractor/firm and the contact person(s)
  - Telephone and Email address
  - Scope of work the subcontractor indicated they would perform
  - Notes regarding the outcome of the contact
  - Dates of contact and Dates of Negotiations

EBO FORMS

- The negotiated price
- Bids received from subcontractors that could provide a commercially useful function
- Additional comments, if any

**PART IV: Attendance at Pre-Bid Meeting**

Points: \_\_\_\_\_

County staff maintains documentation regarding attendance at the pre-bid meeting.

5 points possible:

- Below list the individuals from your staff/firm that attended the pre-bid meeting

**PART V: Offer Assistance in Securing Financing, Insurance, or Competitive Supplier Pricing**

Points: \_\_\_\_\_

Please provide documentation and supporting evidence to show how the criteria was fulfilled.

10 points possible:

- Provide easy access to plans and specifications for S/M/WBEs
- Provide competitive pricing
- Make efforts to assist interested business in obtaining financing, bonds, and insurance required for the County project/bid
  - Provide written documentation of the type of assistance offered
  - Company name, contact person and telephone number
  - Name of person who provided the assistance
- Provide the name, contact person, contact information the competitive pricing offered by the Supplier.
- Other efforts (if any, list below)

CONTRACTORS/CONSULTANTS MUST OBTAIN A TOTAL OF 80 OR MORE POINTS TO RECEIVE A WAIVER APPROVAL. CONTRACTORS/CONSULTANTS WILL BE CONSIDERED NON-RESPONSIVE TO THE ENTIRE SOLICITATION UPON DENIAL OF THE SUBCONTRACTING WAIVER REQUEST. FOR MORE INFORMATION OF THE SUBCONTRACTING WAIVER CRITERIA OR FOR ASSISTANCE ON COMPLETING THE SUBCONTRACTING WAIVER REQUEST FORM, PLEASE CONTACT THE OFFICE OF EQUAL BUSINESS OPPORTUNITY AT (561) 616-6840.

THE UNDERSIGNED AFFIRMS/CERTIFIES THAT ALL INFORMATION CONTAINED IN THIS FORM IS ACCURATE AND COMPLETE; I UNDERSTAND THAT IF THIS REQUEST FOR WAIVER IS DENIED AND I FAIL TO MEET THE REQUIREMENTS OF THIS SOLICITATION, MY RESPONSE TO THIS SOLICITATION WILL BE DEEMED NON-RESPONSIVE TO THE ENTIRE SOLICITATION.

Signature

Print Name/Title

\_\_\_ Approved  
\_\_\_ Denied

TOTAL SCORE: \_\_\_\_\_/100

Director, Office of Equal Business Opportunity

## EBO FORMS



### REQUEST FOR SBE OR M/WBE SUBSTITUTION/MODIFICATION/REMOVAL

INSTRUCTIONS FOR SECTIONS 1 TO 3: PRIME CONTRACTOR COMPLETES ALL SECTIONS AS APPLICABLE AND SUBMITS TO DEPARTMENT PROJECT MANAGER AND OEBO OFFICE FOR APPROVAL.

#### Section 1: Prime Contractor/ Consultant Information

<b>Name of Prime</b>	<b>Contact Person</b>	<b>Phone Number</b>
<input style="width: 95%;" type="text"/>	<input style="width: 95%;" type="text"/>	<input style="width: 95%;" type="text"/>
<b>Project Name</b>	<b>Bid/Proposal/Project No.</b>	
<input style="width: 95%;" type="text"/>	<input style="width: 95%;" type="text"/>	
<b>Original Contract Amount</b>	<b>SBE Goal</b>	<b>MBE Goal</b>
<input style="width: 95%;" type="text"/>	<input style="width: 95%;" type="text"/>	<input style="width: 95%;" type="text"/>

#### Section 2: SBE or M/WBE MODIFICATION\*

<b>Name of Subcontractor/Sub-Consultant</b>	<b>Contact Person</b>	<b>Phone</b>
<input style="width: 95%;" type="text"/>	<input style="width: 95%;" type="text"/>	<input style="width: 95%;" type="text"/>
<b>Original Subcontract Amount</b>	<b>Percent of Contract</b>	
<input style="width: 95%;" type="text"/>	<input style="width: 95%;" type="text"/>	
<b>Amendment/Change Order/Contingencies/Allowances (if Applicable)</b>		<input style="width: 95%;" type="text"/>
<b>New Contract Amount</b>	<b>Percent of Contract</b>	
<input style="width: 95%;" type="text"/>	<input style="width: 95%;" type="text"/>	

#### Section 3: SBE or M/WBE REMOVAL OR SUBSTITUTION\*

Please attach a completed Palm Beach County S/M/WBE Subcontractor/Sub-Consultant's Performance Report and Good Faith Efforts documentation.

\*A separate and properly executed Schedule 2 (Letter of Intent) is required to support any changes submitted on this form, when applicable.

**Approvals:**

Dept. Project Manager		Signature:		Date	
OEBO Representative		Signature:		Date	



**PROPOSAL FORM**

Wynn & Sons Environmental Construction Co. Inc.  
(COMPANY NAME)

7268 Belvedere Ln  
(COMPANY ADDRESS)

West Palm Beach, FL 33411  
(COMPANY CITY & STATE)

33411  
(COMPANY ZIP CODE)

CONTACT NAME DANNY W / RICK VOLPE

PHONE NUMBER 561-718-6948 / 561-797-9452

FACSIMILE NUMBER 561-686-2433

EMAIL ADDRESS RICK.WYNNANDSONS@YAHOO.COM

105-0301746  
FEDERAL TAX I.D. #

10/11/22  
DATE SUBMITTED

FOR THE CONSTRUCTION OF: **PATHWAY AND MINOR CONSTRUCTION**  
**CONTINUING SERVICES CONTRACT**  
**PALM BEACH COUNTY PROJECT NO. 2022063**

TO THE BOARD OF COUNTY COMMISSIONERS OF  
PALM BEACH COUNTY, FLORIDA:

We, the undersigned (Contractor), hereby declare that no person or persons, firm or corporation, other than the undersigned, are interested in this Proposal as principals, and that this Proposal is made without collusion with any person, firm, or corporation, and that we are not on the Scrutinized Companies List as stated on page SC-1, and we have carefully and to our full satisfaction examined the Contract Documents, and that we have made a full examination of the location of the proposed Work and the source of supply of Materials, and we hereby agree to furnish and pay for all necessary labor, Equipment, Materials and services, fully understanding that the quantities shown herein are approximate only and that we will fully complete all Work in accordance with the Contract Documents and the requirements under them of the Engineer, within the time limit specified in this Proposal for the following unit prices, to wit:

**PROPOSAL FORM**

**BID PROPOSAL  
PATHWAY AND MINOR CONSTRUCTION  
CONTINUING SERVICES CONTRACT  
PBC PROJECT #2022063**

#	FDOT PAY ITEM NUMBER	ITEM DESCRIPTION	QTY	UNITS	UNIT PRICE	AMOUNT
<b>EMERGENCY RESPONSE ITEMS</b>						
1	N/A	Emergency Response (< 6 Hours)	10	EA	\$ 1,000.00	\$ 10,000.00
2	N/A	Emergency Response (6 Hours to 24 Hours)	20	EA	\$ 1,000.00	\$ 20,000.00
3	N/A	Emergency Response (24 Hours to 72 Hours)	30	EA	\$ 1,000.00	\$ 30,000.00
<b>SUBTOTAL (EMERGENCY RESPONSE)</b>						<b>\$ 60,000.00</b>
<b>ROADWAY ITEMS</b>						
4	110-1-1	Clearing & Grubbing	200	AC	\$ 1,000.00	\$ 200,000.00
5	110-1	Remove Existing Asphalt (Full Depth) (See Notes)	20,000	SY	\$ 2.00	\$ 40,000.00
6	120-1	Regular Excavation	10,000	CY	\$ 8.00	\$ 80,000.00
7	120-1	Shallow Excavation (Depth < 4 FT)	3,000	CY	\$ 10.00	\$ 30,000.00
8	120-6	Embankment (Compacted in Place)	2,500	CY	\$ 10.00	\$ 25,000.00
9	N/A	Finish Existing Rock Base (Includes Prime Coat)	1,000	SY	\$ 7.50	\$ 7,500.00
10	N/A	Finish Grading	20,000	SY	\$ 3.50	\$ 70,000.00
11	160-6	4" Base (Includes Prime Coat)	15,000	SY	\$ 8.00	\$ 120,000.00
12	160-6	6" Base (Includes Prime Coat)	20,000	SY	\$ 10.00	\$ 200,000.00
13	160-6	8" Base (Includes Prime Coat)	5,300	SY	\$ 20.00	\$ 106,000.00
14	285-704	Optional Base Group 4	500	SY	\$ 19.00	\$ 9,500.00
15	285-707	Optional Base Group 7	10,000	SY	\$ 15.50	\$ 155,000.00
16	285-710	Optional Base Group 10	500	SY	\$ 27.50	\$ 13,750.00
17	285-713	Optional Base Group 13	10,000	SY	\$ 25.50	\$ 255,000.00
18	334-1	Asphalt Driveway (1 1/2") (Includes 6" Base)	1,800	SY	\$ 35.00	\$ 63,000.00
19	327-70	Mill Existing Asphalt Pavement (< 5,000 SY)	30	1/2 Day	\$ 5,300.00	\$ 159,000.00
20	N/A	Portable Milling Machine	250	HR	\$ 250.00	\$ 62,500.00
21	N/A	Reuse Millings For Pathway (6" Deep)	3,000	SY	\$ 10.00	\$ 30,000.00
22	339-1	Misc. Asphalt (0-50 Ton Orders) (Includes Tack Coat) (See Notes)	150	TN	\$ 200.00	\$ 30,000.00
23	339-1	Misc. Asphalt (> 50 Ton Orders) (Includes Tack Coat) (See Notes)	100	TN	\$ 200.00	\$ 20,000.00
24	334-1-13	Superpave Asphaltic Concrete (SP-9.5 Traffic Level C) (0-200 Ton Orders)	200	TN	\$ 175.00	\$ 35,000.00
25	334-1-13	Superpave Asphaltic Concrete (SP-9.5 Traffic Level C) (> 200 Ton Orders)	15,000	TN	\$ 137.50	\$ 2,062,500.00
26	334-1-13	Superpave Asphaltic Concrete (SP-12.5 Traffic Level C) (0-200 Ton Orders)	2,000	TN	\$ 171.00	\$ 342,000.00
27	334-1-13	Superpave Asphaltic Concrete (SP-12.5 Traffic Level C) (> 200 Ton Orders)	4,000	TN	\$ 137.50	\$ 550,000.00
28	N/A	Pavement Texturing: Colored Coating (Standard Formula)	100	SY	\$ 200.00	\$ 20,000.00
29	N/A	Pavement Texturing: Colored Coating (Traffic Formula)	100	SY	\$ 200.00	\$ 20,000.00
30	N/A	Pavement Texturing: Heat & Imprint Existing Pavement	100	SY	\$ 200.00	\$ 20,000.00
31	N/A	Pavement Texturing: Imprint New Installation	100	SY	\$ 200.00	\$ 20,000.00
32	N/A	Pavement Texturing: Sealer Concrete	100	SY	\$ 150.00	\$ 15,000.00
33	526-1-1	Paver Brick	100	SY	\$ 199.00	\$ 19,900.00
34	526-1-101	Remove Paver Brick	100	SY	\$ 50.00	\$ 5,000.00
35	526-1-101	Reset Paver Brick	100	SY	\$ 156.00	\$ 15,600.00
<b>SUBTOTAL (ROADWAY)</b>						<b>\$ 4,801,250.00</b>

**PROPOSAL FORM**

**BID PROPOSAL  
PATHWAY AND MINOR CONSTRUCTION  
CONTINUING SERVICES CONTRACT  
PBC PROJECT #2022063**

#	FDOT PAY ITEM NUMBER	ITEM DESCRIPTION	QTY	UNITS	UNIT PRICE	AMOUNT
<b>DRAINAGE ITEMS</b>						
36	425-1-311	Inlets (Curb) (Type P-1) (< 10')	10	EA	\$ 6,127.00	\$ 61,270.00
37	425-1-315	Inlets (Curb) (Type P-1) (Partial - Top Only)	15	EA	\$ 7,900.00	\$ 118,500.00
38	425-1-321	Inlets (Curb) (Type P-2) (< 10')	10	EA	\$ 7,900.00	\$ 79,000.00
39	425-1-325	Inlets (Curb) (Type P-2) (Partial - Top Only)	15	EA	\$ 7,900.00	\$ 118,500.00
40	425-1-351	Inlets (Curb) (Type P-5) (< 10')	10	EA	\$ 6,900.00	\$ 69,000.00
41	425-1-355	Inlets (Curb) (Type P-5) (Partial - Top Only)	15	EA	\$ 5,900.00	\$ 88,500.00
42	425-1-361	Inlets (Curb) (Type P-6) (< 10')	10	EA	\$ 6,850.00	\$ 68,500.00
43	425-1-365	Inlets (Curb) (Type P-6) (Partial - Top Only)	15	EA	\$ 6,850.00	\$ 102,750.00
44	425-1-521	Inlets (Ditch Bottom) (Type C)	20	EA	\$ 4,999.00	\$ 99,980.00
45	425-1-541	Inlets (Ditch Bottom) (Type D)	10	EA	\$ 6,999.00	\$ 69,990.00
46	425-1-910	Inlet (Closed Flume) (Type I)	20	EA	\$ 4,268.00	\$ 85,360.00
47	425-1-910	Inlet (Closed Flume) Double Barrel	5	EA	\$ 5,268.00	\$ 26,340.00
48	110-4-10	Inlet (Remove and Dispose)	10	EA	\$ 1,500.00	\$ 15,000.00
49	425-2-61	Manhole (Type P-8) (< 10')	20	EA	\$ 5,999.00	\$ 119,980.00
50	425-2-63	Manhole (Type 8) (Partial - Top Only)	10	EA	\$ 5,231.00	\$ 52,310.00
51	425-1	Steel Reticuline Frame & Grate (Installed) (Index 232)	25	EA	\$ 2,500.00	\$ 62,500.00
52	425-4/425-5	Adjust Existing Manhole or Inlet	25	EA	\$ 1,250.00	\$ 31,250.00
53	425-7	Manhole Cover (Replace)	10	EA	\$ 1,500.00	\$ 15,000.00
54	425-5	Manhole Cover (Adjust)	20	EA	\$ 1,500.00	\$ 30,000.00
55	425-5	Manhole Riser (1" to 2")	25	EA	\$ 350.00	\$ 8,750.00
56	425-5	Manhole Ring and Cover (24") (Traffic Rated)	25	EA	\$ 2,500.00	\$ 62,500.00
57	425-4	Modify Inlet & Install Reticuline Frame & Grate	5	EA	\$ 3,000.00	\$ 15,000.00
58	425-1	Modify, Repair and/or Rebuild Existing Curb Inlet	10	EA	\$ 2,500.00	\$ 25,000.00
59	425-6	Adjust Valve Box	200	EA	\$ 100.00	\$ 20,000.00
60	425-6	Valve Box Cover (Replace)	20	EA	\$ 100.00	\$ 2,000.00
61	425-6	Valve Box Cover (Adjust)	20	EA	\$ 250.00	\$ 5,000.00
62	164-4-800	Relocate Fire Hydrant	10	EA	\$ 6,500.00	\$ 65,000.00
63	425-10	Yard Drain (Index 282)	10	EA	\$ 2,500.00	\$ 25,000.00
64	430-174-115	Concrete Pipe Culvert (15" RCP)	200	LF	\$ 219.00	\$ 43,800.00
65	430-174-118	Concrete Pipe Culvert (18" RCP)	1,000	LF	\$ 100.00	\$ 100,000.00
66	430-174-124	Concrete Pipe Culvert (24" RCP)	1,000	LF	\$ 125.00	\$ 125,000.00
67	430-174-136	Concrete Pipe Culvert (36" RCP)	1,000	LF	\$ 145.00	\$ 145,000.00
68	430-174-118	HDPE Pipe Culvert (18") (Class I)	500	LF	\$ 100.00	\$ 50,000.00
69	430-174-124	HDPE Pipe Culvert (24") (Class I)	500	LF	\$ 125.00	\$ 62,500.00
70	430-174-136	HDPE Pipe Culvert (36") (Class I)	500	LF	\$ 145.00	\$ 72,500.00
71	430-174-148	HDPE Pipe Culvert (48") (Class I)	500	LF	\$ 175.00	\$ 87,500.00
72	430-174-118	HDPE Pipe Culvert (18") (Class II)	500	LF	\$ 118.00	\$ 59,000.00
73	430-174-124	HDPE Pipe Culvert (24") (Class II)	500	LF	\$ 149.00	\$ 74,500.00
74	430-174-136	HDPE Pipe Culvert (36") (Class II)	500	LF	\$ 145.00	\$ 72,500.00
75	430-174-148	HDPE Pipe Culvert (48") (Class II)	500	LF	\$ 175.00	\$ 87,500.00
76	430-174-115	A-2000 Pipe Culvert (15" PVC)	100	LF	\$ 100.00	\$ 10,000.00
77	430-174-118	A-2000 Pipe Culvert (18" PVC)	500	LF	\$ 125.00	\$ 62,500.00
78	430-174-124	A-2000 Pipe Culvert (24" PVC)	500	LF	\$ 149.00	\$ 74,500.00
79	430-174-142	Corrugated Steel Pipe Culvert (42" Dia.)	25	LF	\$ 99.00	\$ 2,475.00
80	430-174-115	BCCMP Pipe Culvert (15")	100	LF	\$ 89.00	\$ 8,900.00
81	430-174-118	BCCMP Pipe Culvert (18")	500	LF	\$ 99.00	\$ 49,500.00
82	430-174-124	BCCMP Pipe Culvert (24")	500	LF	\$ 99.00	\$ 49,500.00



**PROPOSAL FORM**

**BID PROPOSAL  
PATHWAY AND MINOR CONSTRUCTION  
CONTINUING SERVICES CONTRACT  
PBC PROJECT #2022063**

#	FDOT PAY ITEM NUMBER	ITEM DESCRIPTION	QTY	UNITS	UNIT PRICE	AMOUNT
83	430-982-123	Mitered End Section (Round) (15")	5	EA	\$ 1,499.00	\$ 7,495.00
84	430-982-125	Mitered End Section (Round) (18")	10	EA	\$ 1,899.00	\$ 18,990.00
85	430-982-129	Mitered End Section (Round) (24")	10	EA	\$ 1,999.00	\$ 19,990.00
86	430-982-138	Mitered End Section (Round) (36")	10	EA	\$ 2,669.00	\$ 26,690.00
87	430-982-140	Mitered End Section (Round) (42")	10	EA	\$ 5,999.00	\$ 59,990.00
88	430-982-123	Mitered End Section (Round) (15" BCCMP)	5	EA	\$ 1,189.00	\$ 5,945.00
89	430-982-125	Mitered End Section (Round) (18" BCCMP)	10	EA	\$ 1,189.00	\$ 11,890.00
90	430-982-129	Mitered End Section (Round) (24" BCCMP)	10	EA	\$ 1,999.00	\$ 19,990.00
91	430-174-118	ADS Flared End (18" HDPE)	2	EA	\$ 1,899.00	\$ 3,798.00
92	430-174-124	ADS Flared End (24" HDPE)	2	EA	\$ 1,999.00	\$ 3,998.00
93	430-174-136	ADS Flared End (36" HDPE)	2	EA	\$ 2,669.00	\$ 5,338.00
94	430-174-148	ADS Flared End (48" HDPE)	2	EA	\$ 3,900.00	\$ 7,800.00
95	443-70-3	French Drains (18" CMP) (Includes Ballast Rock & Filter Fabric)	25	LF	\$ 199.00	\$ 4,975.00
96	443-70-4	French Drains (24" CMP) (Includes Ballast Rock & Filter Fabric)	25	LF	\$ 199.00	\$ 4,975.00
97	443-70-3	French Drains (18" RCP) (Includes Ballast Rock & Filter Fabric)	100	LF	\$ 199.00	\$ 19,900.00
98	443-70-4	French Drains (24" RCP) (Includes Ballast Rock & Filter Fabric)	100	LF	\$ 199.00	\$ 19,900.00
99	530-3	Rubble Rip-Rap	250	TN	\$ 189.00	\$ 47,250.00
100	530-74	#57 Coarse Aggregate (FDOT)	10	TN	\$ 189.00	\$ 1,890.00
101	430-x	Sand Cement Endwall	15	CY	\$ 299.00	\$ 4,485.00
102	N/A	Dewatering (6" Pump/Wellpoints)	10	ED	\$ 4,000.00	\$ 40,000.00
<b>SUBTOTAL (DRAINAGE)</b>						<b>\$ 3,114,444.00</b>
<b>CONCRETE ITEMS</b>						
103	400-x	Misc. Concrete (Includes Reinforcing Steel)	100	CY	\$ 985.00	\$ 98,500.00
104	400-x	Class I Concrete (Gravity Wall)	50	CY	\$ 985.00	\$ 49,250.00
105	520-2-4	Concrete Curb (Type D) (See Notes)	10,000	LF	\$ 18.00	\$ 180,000.00
106	110-4-10	Concrete Curb Type D (Removal)	750	LF	\$ 12.50	\$ 9,375.00
107	520-1-10	Concrete Curb & Gutter (Type F)	20,000	LF	\$ 20.00	\$ 400,000.00
108	110-4-10	Concrete Curb & Gutter Type F (Removal)	11,000	LF	\$ 13.50	\$ 148,500.00
109	520-3	Concrete Valley Gutter	1,600	LF	\$ 22.00	\$ 35,200.00
110	110-4-10	Concrete Valley Gutter (Removal)	3,000	LF	\$ 12.50	\$ 37,500.00
111	520-2	Concrete Curb & Gutter (9") (PBC Standard)	100	LF	\$ 22.00	\$ 2,200.00
112	110-4-10	Concrete Curb & Gutter (9") (Removal)	25	LF	\$ 9.00	\$ 225.00
113	520-2	Concrete Flush Header Curb (PBC Standard)	25	LF	\$ 55.00	\$ 1,375.00
114	110-4-10	Concrete Flush Header Curb (Removal)	500	LF	\$ 12.00	\$ 6,000.00
115	520-1	Concrete Mountable Gutter (PBC Standard)	50	LF	\$ 22.00	\$ 1,100.00
116	110-4-10	Concrete Mountable Gutter (Removal)	50	LF	\$ 22.00	\$ 1,100.00
117	520-5	Traffic Separator Conc (Type I)	1,500	SY	\$ 95.00	\$ 142,500.00
118	520-5	Traffic Separator Conc (Type IV)	50	SY	\$ 200.00	\$ 10,000.00
119	110-4-10	Traffic Separator Concrete (Removal)	50	SY	\$ 75.00	\$ 3,750.00
120	522-1	Concrete Sidewalk (4" Thick) (< 10 SY)	1,000	SY	\$ 200.00	\$ 200,000.00
121	522-1	Concrete Sidewalk (4" Thick) (10 SY to < 50 SY)	1,000	SY	\$ 180.00	\$ 180,000.00
122	522-1	Concrete Sidewalk (4" Thick) (50 SY or Greater)	5,000	SY	\$ 58.50	\$ 292,500.00
123	522-2	Concrete Sidewalk (6" Thick) (Driveway) (< 8 SY)	500	SY	\$ 200.00	\$ 100,000.00

**PROPOSAL FORM**

**BID PROPOSAL  
PATHWAY AND MINOR CONSTRUCTION  
CONTINUING SERVICES CONTRACT  
PBC PROJECT #2022063**

#	FDOT PAY ITEM NUMBER	ITEM DESCRIPTION	QTY	UNITS	UNIT PRICE	AMOUNT
124	522-2	Concrete Sidewalk (6" Thick) (Driveway) (8 SY to < 35 SY)	1,000	SY	\$ 200.00	\$ 200,000.00
125	522-2	Concrete Sidewalk (6" Thick) (Driveway) (35 SY or Greater)	15,000	SY	\$ 63.00	\$ 945,000.00
126	522-2	Concrete Sidewalk (6" Thick) (Curb Ramps)	15,000	SY	\$ 89.00	\$ 1,335,000.00
127	527-2	Cast-In-Place and/or Surface Applied Tactile Surface	21,000	SF	\$ 22.00	\$ 462,000.00
128	N/A	Pump Mix for Concrete Pumping	500	CY	\$ 35.00	\$ 17,500.00
129	N/A	Pumping or Hand Placement of Concrete (1/2 Day)	5	EA	\$ 1,500.00	\$ 7,500.00
130	N/A	Pumping or Hand Placement of Concrete (1 Day)	5	EA	\$ 2,000.00	\$ 10,000.00
131	110-4-10	4" Concrete Removal	5,000	SY	\$ 12.50	\$ 62,500.00
132	110-4-10	6" Concrete Removal	5,000	SY	\$ 12.50	\$ 62,500.00
<b>SUBTOTAL (CONCRETE)</b>						<b>\$ 5,001,075.00</b>
<b>FENCING AND RAILING ITEMS</b>						
133	550-10-212	Type B Fence (4' High) (w/ Top Rail) (Green Vinyl Clad)	200	LF	\$ 200.00	\$ 40,000.00
134	550-10-222	Type B Fence (6' High) (w/ Top Rail) (Green Vinyl Clad)	400	LF	\$ 250.00	\$ 100,000.00
135	110-1-1	Chain Link Fence (Removal & Disposal)	250	LF	\$ 100.00	\$ 25,000.00
136	550-10-410	Double Rail Wood Fence	400	LF	\$ 75.00	\$ 30,000.00
137	550-10	Double Rail Wood Fence (Relocation)	350	LF	\$ 55.00	\$ 19,250.00
138	110-1-1	Double Rail Wood Fence (Removal)	100	LF	\$ 15.00	\$ 1,500.00
139	515-1-2	Aluminum Pipe Handrail (3 Rail)	150	LF	\$ 250.00	\$ 37,500.00
140	515-1-1	Steel Pipe Handrail (3 Rail)	150	LF	\$ 250.00	\$ 37,500.00
141	515-1	Safety Pipe Rail (2")	100	LF	\$ 250.00	\$ 25,000.00
142	550-10	Field Fence	12,000	LF	\$ 25.00	\$ 300,000.00
143	550-10	Five Strand Wire Fence (See TSP's)	25,000	LF	\$ 25.00	\$ 625,000.00
144	110-1-1	Field Fence, all post type (Remove and Dispose) (See TSP's)	12,000	LF	\$ 8.00	\$ 96,000.00
145	110-1-1	Five strand Wire Fence (All Post Types) (Remove and Dispose) (See TSP's)	25,000	LF	\$ 8.00	\$ 200,000.00
146	550-60	Bull Gate (12') (See TSP's)	10	EA	\$ 2,500.00	\$ 25,000.00
147	550-60	Bull Gate (14') (See TSP's)	5	EA	\$ 3,500.00	\$ 17,500.00
148	550-60	Bull Gate (16') (See TSP's)	5	EA	\$ 4,500.00	\$ 22,500.00
<b>SUBTOTAL (FENCING AND RAILING)</b>						<b>\$ 1,601,750.00</b>
<b>LANDSCAPING ITEMS</b>						
149	570-1	Seed and Mulch	500	SY	\$ 4.00	\$ 2,000.00
150	570-2	Sodding (To Match Existing) (See Notes)	25,000	SY	\$ 6.99	\$ 174,750.00
151	N/A	Synthetic Turf (ForeverLawn or Equal) with 2.5" Foam Underlay	1,000	SY	\$ 50.00	\$ 50,000.00
152	N/A	Top Soil (6" Thick)	2,000	SY	\$ 11.00	\$ 22,000.00
153	N/A	Poured in Place Rubber Mulch (Rainbow Turf Products or Equal)	500	SY	\$ 85.00	\$ 42,500.00
154	110-1-1	Stump Removal	80	EA	\$ 100.00	\$ 8,000.00
155	581-1	Tree Relocation	20	EA	\$ 1,000.00	\$ 20,000.00
156	110-1-1	Tree Removal (< 12" Caliper)	50	EA	\$ 1,500.00	\$ 75,000.00
157	110-1-1	Tree Removal (12" - 24" Caliper)	50	EA	\$ 2,000.00	\$ 100,000.00
158	110-1-1	Tree Removal (Palms - All Sizes)	50	EA	\$ 1,500.00	\$ 75,000.00



**PROPOSAL FORM**

**BID PROPOSAL  
PATHWAY AND MINOR CONSTRUCTION  
CONTINUING SERVICES CONTRACT  
PBC PROJECT #2022063**

#	FDOT PAY ITEM NUMBER	ITEM DESCRIPTION	QTY	UNITS	UNIT PRICE	AMOUNT
159	N/A	Root Pruning (0"-36" deep)	2,000	LF	\$ 20.00	\$ 40,000.00
160	N/A	18" Root Barrier	100	LF	\$ 85.00	\$ 8,500.00
161	N/A	24" Root Barrier	1,000	LF	\$ 50.00	\$ 50,000.00
162	N/A	36" Root Barrier	8,000	LF	\$ 52.00	\$ 416,000.00
163	N/A	48" Root Barrier	500	LF	\$ 75.00	\$ 37,500.00
164	581-x	Vegetation Relocation (Including Watering)	10	HR	\$ 250.00	\$ 2,500.00
165	630-2	2" PVC Pipe (Schedule 40)	1,000	LF	\$ 10.00	\$ 10,000.00
166	630-2	4" PVC Pipe (Schedule 40)	100	LF	\$ 25.00	\$ 2,500.00
167	630-2	6" PVC Pipe (Schedule 40)	200	LF	\$ 35.00	\$ 7,000.00
<b>SUBTOTAL (LANDSCAPING)</b>						<b>\$ 1,143,250.00</b>
<b>EQUIPMENT ITEMS</b>						
168	N/A	3 CY Loader - Day	10	EA	\$ 2,000.00	\$ 20,000.00
169	N/A	1-1/2 CY Backhoe - Day	10	EA	\$ 2,000.00	\$ 20,000.00
170	N/A	40 Ton Crane, Crawler or Wheel Mount (Day)	15	EA	\$ 3,500.00	\$ 52,500.00
<b>SUBTOTAL (EQUIPMENT)</b>						<b>\$ 92,500.00</b>
<b>PILING AND SHEETING ITEMS</b>						
171	455-x	8" Treated Timber Piling	100	LF	\$ 87.00	\$ 8,700.00
172	455-x	10" Treated Timber Piling	100	LF	\$ 95.00	\$ 9,500.00
173	455-x	10" Treated Timberguard™ Wood Piling	500	LF	\$ 115.00	\$ 57,500.00
174	455-34	12" Square Precast Pre-Stressed Concrete Piling	500	LF	\$ 140.00	\$ 70,000.00
175	455-34-2	14" Square Precast Pre-Stressed Concrete Piling	100	LF	\$ 148.00	\$ 14,800.00
176	455-35	Temporary or Permanent Steel Sheet Piling	100	SF	\$ 100.00	\$ 10,000.00
<b>SUBTOTAL (PILING AND SHEETING)</b>						<b>\$ 170,500.00</b>
<b>SIGNING AND MARKING ITEMS</b>						
177	700-1-40	ADA Handicapped Parking Sign	5	EA	\$ 625.00	\$ 3,125.00
178	710-11	Traffic Paint (All Widths & Colors) (See Notes)	500	SF	\$ 4.80	\$ 2,400.00
179	701-1	Thermoplastic Pavement Marking (All Widths & Colors) (See Notes)	500	SF	\$ 8.50	\$ 4,250.00
180	N/A	Wheel Stops - Furnish & Install	100	EA	\$ 76.00	\$ 7,600.00
181	N/A	Remove & Re-Install Wheel Stops	100	EA	\$ 45.00	\$ 4,500.00
182	700-1-50	Sign (Relocate)	20	EA	\$ 350.00	\$ 7,000.00
183	N/A	Speed Humps	1,000	SY	\$ 100.00	\$ 100,000.00
184	N/A	Stamped Colored Concrete (5" Thick)	100	SY	\$ 100.00	\$ 10,000.00
185	519-78	Steel Bollard	20	EA	\$ 600.00	\$ 12,000.00
186	519-78	Removable Bollard	20	EA	\$ 1,750.00	\$ 35,000.00
<b>SUBTOTAL (SIGNING AND MARKING)</b>						<b>\$ 185,875.00</b>
<b>MISCELLANEOUS ITEMS</b>						
187	N/A	Premium for Conflict Condition	5	EA	\$ 3,500.00	\$ 17,500.00
188	N/A	Premium to Increase Box Depth to > 10'	5	EA	\$ 2,500.00	\$ 12,500.00
189	N/A	Premium to Increase Box from P to J	5	EA	\$ 3,500.00	\$ 17,500.00
190	N/A	IPE Boardwalk Decking & Top Rail (5/4" x 6")	1,000	LF	\$ 24.00	\$ 24,000.00
191	110-7	Mail Boxes (Reset)	150	EA	\$ 200.00	\$ 30,000.00
192	635-2	Pull Boxes (Brooks)	5	EA	\$ 1,780.00	\$ 8,900.00
193	N/A	Sandblasting - 1/2 Day	20	EA	\$ 1,800.00	\$ 36,000.00
194	N/A	Sandblasting - Full Day	10	EA	\$ 2,500.00	\$ 25,000.00
195	N/A	Pressure Cleaning	10	ED	\$ 2,000.00	\$ 20,000.00
196	N/A	Southern Yellow Pine Lumber	15,000	BF	\$ 12.50	\$ 187,500.00

**PROPOSAL FORM**

**BID PROPOSAL  
PATHWAY AND MINOR CONSTRUCTION  
CONTINUING SERVICES CONTRACT  
PBC PROJECT #2022063**

#	FDOT PAY ITEM NUMBER	ITEM DESCRIPTION	QTY	UNITS	UNIT PRICE	AMOUNT
197	110-1-1	Southern Yellow Pine Lumber (Removal & Disposal)	20,000	BF	\$ 7.00	\$ 140,000.00
<b>SUBTOTAL (MISCELLANEOUS)</b>						<b>\$ 518,900.00</b>
<b>TOTAL BID</b>						<b>\$ 16,689,544.00</b>

THE COUNTY DOES NOT GUARANTEE THE ACCURACY OF THE FORMULAS AND EXTENSIONS USED IN THIS SPREADSHEET.

THE ITEMS AND QUANTITIES ABOVE, SHALL GOVERN OVER THE PLANS.

PAY ITEM FOOTNOTES IN CONSTRUCTION PLANS SHALL ALSO BE INCLUDED IN ITEM UNIT PRICE.

Note #	PAY ITEM FOOTNOTES
1	All costs for Maintenance of Traffic (MOT) and mobilization shall be considered incidental to, and shall be included in, unit prices for the pay items.
2	All items shall include cost to furnish and install unless otherwise noted.
3	FDOT Item numbers are for use in determining eligibility for price adjustment per General Provision 9-2 only.
4	As-builts shall be paid per plan sheet
5	Removable <b>Bollard</b> - Includes all costs associated with installation of removable bollards at locations designated by the County. All labor and materials, including excavation, rock drain, concrete foundation, bollare pipe, ground sleeve with locking mechanism, painting and restoration of the area, are incidental to the Item.
6	Steel <b>Bollard</b> - Includes all costs associated with installation of steel bollards at locations designated by the County. All labor and materials, including excavation, concrete foundation, bollard pipe, painting and restoration of the area, are incidental to the pay item.
7	<b>Clearing and Grubbing</b> Specifications for various processes required under clearing and grubbing item. Also includes cutting and capping irrigation lines.
8	Pumping or Hand Placement of <b>Concrete</b> - These items shall include all equipment and labor required for placement of concrete in areas not accessible by conventional concrete truck (assumed 12' long chute), either by hand or by pumping, and shall be in addition to the per square yard price for 4" and 6" concrete items.
9	Pump Mix for <b>Concrete Pumping</b> - This item represents a surcharge to the per square yard price for 4" and 6" concrete items to cover costs for special admixtures, etc. required for pumping concrete under Pumping or Hand Placement of Concrete items.
10	<b>Concrete Sidewalk Items</b> - These items shall include all materials, labor and equipment.
11	<b>Concrete Sidewalk (6" Thick) (ADA Ramps)</b> - includes only areas of the ramps and transitions back to level sidewalk.
12	<b>Concrete Traffic Separator Removal</b> - Includes removal of base material or any other material unsuitable for planting which may be located in the traffic separator area.
13	The cost to construct curb pads shall be included in the unit price for each respective curb item.
14	<b>Concrete Curb Type D</b> shall include Athletic Field Backstop Curbing.
15	<b>Dewatering</b> - Well Point equipment up to 150 points complete, including pump and associated jetting equipment. Well Point Equipment shall only be used in the prosecution of work under this contract as requested by the appointed Palm Beach County Project Supervisor.
16	<b>Double Rail Wood Fence Relocation</b> - Includes all labor, equipment and materials required for removal of wood fence rails and posts, stockpiling and protecting material and re-installation of posts and double rail wood fence. Furnishing and installing replacement items which have been damaged during removal or storage shall be considered incidental to the pay item.
17	<b>Double Rail Wood Fence Removal</b> - Includes all labor, equipment and materials required for removal of wood fence rails and posts and stockpiling on-site for recovery by County personnel or proper disposal by Contractor.
18	Removal and disposal of existing item to be replaced or repaired shall be incidental to all <b>drainage structure</b> items.
19	<b>Drainage structures</b> shall include as incidental removal of existing structure to be replaced.
20	<b>Equipment Items</b> - 40 Ton Crane, Crawler or Wheel mount, 3 CY Loader, 1.5 CY Backhoe - Bid Price shall include all costs - equipment, labor, materials, operator(s), delivery, pick-up, maintenance, fuel, etc. are incidental to this item.
21	<b>Excavation</b> includes cutting and capping irrigation lines.



**PROPOSAL FORM**

<p align="center"><b>BID PROPOSAL</b>  <b>PATHWAY AND MINOR CONSTRUCTION</b>  <b>CONTINUING SERVICES CONTRACT</b>  <b>PBC PROJECT #2022063</b></p>						
#	FDOT PAY ITEM NUMBER	ITEM DESCRIPTION	QTY	UNITS	UNIT PRICE	AMOUNT
Note #	PAY ITEM FOOTNOTES					
22		<b>Finish Existing Rock Base</b> - Includes all labor, equipment and baserock material sufficient to level, lightly grade and compact the existing rock base prior to application of prime coat.				
23		<b>Finish Grading</b> - Includes all labor, equipment and materials required for fine grading and shaping of areas disturbed by other operations. Finish Grading does not replace grading and shaping incidental to the items Sodding and Seeding and Mulching.				
24		<b>Milling Existing Asphalt Pavement Items</b> per square yard are based on the indicated depth of milling. In the event that other milling depths are required, the contract price for Mill Existing Asphalt Pavement will be adjusted in (1/2") increments.				
25		<b>Mill Existing Asphalt, Full Size Milling Machine</b> - Includes use of milling machine, broom tractor, and other equipment as required, transportation of equipment to and from the work site, all labor for actual milling and clean-up and satisfactory disposal of milled material. Payment shall be based upon actual time for milling and clean-up. Preparation of areas to be milled, clean-up and disposal of milled material shall be considered incidental to the unit price bid.				
26		<b>Misc Asphalt</b> - Includes surface courses, friction courses and other miscellaneous asphalt as required.				
27		<b>Thermoplastic Pavement Marking and Traffic Paint</b> - Includes all labor, equipment, materials, etc. required to furnish and install pavement marking in parking lots and other areas. All items, including parking space markings, lane lines, stop bars, handicapped symbols, directional arrows and messages, in any or all colors, shall be considered incidental to the pay item.				
28		<b>Portable Milling Machine</b> , per hour, includes portable milling machine, all labor for actual milling and clean-up and satisfactory disposal of milled material. Payment shall be based upon actual hours for milling and clean-up. Disposal of milled material shall be considered incidental to per hour rate for Portable Milling Machine.				
29		<b>Pressure Cleaning</b> - Can be paid in half day increments				
30		<b>Remove Existing Asphalt, and Mill Existing Asphalt items</b> - Include all equipment, labor, etc. for removal and disposal of existing asphalt pavement material. Unit Prices shall be based upon a 1" depth of milling. The contract prices will be adjusted in 1/2" increments for other milling depths.				
31		<b>Root Barrier</b> - Root pruning and removal shall be incidental to all root barriers				
32		<b>Root Pruning</b> shall be paid per each tree				
33		<b>Rubble Rip-Rap</b> - Includes finish grading, filter fabric, installation, etc. All labor and materials, including restoration of the area, are incidental to this item.				
34		<b>Temporary or Permanent Steel Sheet Piling</b> - Piling material shall be PZ27 or equal. All work shall be in accordance with FDOT Standard Specifications, Section 455, Structures Foundations. Per square foot price is for Temporary or Permanent Sheet Piling actually installed and accepted by the County, including all labor, equipment and materials, cutting, splicing, dynamic and static testing, adjustments resulting from testing, removal of temporary piling and restoration of the area.				
35		<b>Sodding</b> - Pay Item shall include all work necessary to install and establish, including watering and fertilizing to sustain an established turf until final acceptance at no additional cost. Item shall also include the filling, leveling and repairing of any washed or eroded areas, as may be necessary.				
36		<b>Southern Yellow Pine Lumber</b> - Southern Yellow Pine Lumber shall be pressure treated marine grade southern pine #1, or better, treated to 0.4 pcf retention of ACQ (AWPA UC4A, or better) and shall be paid for by boardfoot furnished and installed and accepted by the County. Cost per board foot installed shall include all labor, equipment and materials, fasteners, and cutting and shall include a maximum of 10% wasteover and above installed material measured in the field.				
37		<b>Square Precast Prestressed concrete piling</b> - Include all costs associated with installation of Pre-stressed Concrete pilings at locations shown on plans or as designated by the County. Contractor shall receive detailed design plans for each installation, signed and sealed by a Professional Engineer licensed in the State of Florida. All labor and materials, cutting, splicing, dynamic and static testing, adjustments resulting from testing and restoration of the area are incidental to the item. All work shall be in accordance with FDOT Standard Specifications, Section 455, Structures Foundations. Per foot price is for Precast Pre-stressed Concrete Pilings actually installed and accepted by the County.				
38		<b>All Tree Removal</b> items shall include all costs associated with tree removal including MOT (if required), reduction of canopy, felling of trunk, stump removal, debris disposal and backfilling of hole with suitable material to provide a uniform grade.				
39		<b>Replace Sprinkler System</b> - Includes the cost of labor, as well as all parts, such as pipe, heads and fittings.				

**PROPOSAL FORM**

<p align="center"><b>BID PROPOSAL</b>  <b>PATHWAY AND MINOR CONSTRUCTION</b>  <b>CONTINUING SERVICES CONTRACT</b>  <b>PBC PROJECT #2022063</b></p>						
#	FDOT PAY ITEM NUMBER	ITEM DESCRIPTION	QTY	UNITS	UNIT PRICE	AMOUNT
Note #	PAY ITEM FOOTNOTES					
40		<p><b>Treated Timber Piling</b> - Include all costs associated with installation of treated Southern Pine pilings at locations shown on plans or as designated by the County. Contractor shall receive detailed design plans for each installation, signed and sealed by a Professional Engineer licensed in the State of Florida. All labor and materials, cutting splicing, dynamic and static testing, adjustments resulting from testing and restoration of the area are incidental to the item. All work shall be in accordance with FDOT Standard Specifications, Section 455, Structures Foundations. Southern Pine timber shall be pressure treated, 2.5cca or better. Per foot price is for Treated Timber Pilings actually installed and accepted by the County.</p>				
41		<p><b>Treated Timberguard Wood Piling</b>- 10" Treated Timberguard™ Wood Piles shall be paid for by Linear Feet furnished and installed and accepted by the County. Cost per Linear Feet installed shall include all labor, equipment and materials, fasteners, and cutting and shall include a maximum of 10% waste over and above installed material measured in the field.</p>				
42		<p><b>Wheel Stops</b> - Includes all labor, equipment and materials required for removal of wheel stops and re-bar or other methods of attachment, stockpiling and protecting wheel stops and accessories and re-installation of wheel stops by an acceptable attachment method. Furnishing and installing replacement wheel stops and/or attachment devices which have been damaged during removal or storage shall be considered incidental to the pay item.</p>				

# PROPOSAL FORM

PROJECT NO. 2022063

TOTAL BID

\$ 16,689,544.00

IN FIGURES

The Contractor acknowledges that Addenda 1 thru 1 have been received and that related costs are reflected in the submitted bid. Contractor has committed to 22 % *SBE participation* and 20 % *MBE participation (African American and/or Hispanic American)* as set forth on the Schedule 1 and Schedule 2 that are completed and submitted by Contractor. Contractor shall comply with said goal if awarded the Contract.

The Contractor hereby certifies and agrees that the following information is correct: In preparing its response to the Solicitation, the Contractor has considered all proposals submitted from qualified, potential Subcontractors and suppliers, and has not engaged in "discrimination" as defined in the County's Commercial Nondiscrimination Policy as set forth in Resolution 2017-1770 as amended, to wit: discrimination in the solicitation, selection or commercial treatment of any Subcontractor, vendor, supplier or commercial customer on the basis of race, color, national origin, religion, ancestry, sex, age, marital status, familial status, sexual orientation, gender identity or expression, disability, or genetic information, or on the basis of any otherwise unlawful use of characteristics regarding the vendor's, supplier's or commercial customer's employees or owners; provided that nothing in this policy shall be construed to prohibit or limit otherwise lawful efforts to remedy the effects of discrimination that have occurred or are occurring in the County's relevant marketplace of Palm Beach County. Without limiting the foregoing, "discrimination" also includes retaliating against any person or other entity for reporting any incident of "discrimination." Without limiting any other provision of the solicitation, it is understood and agreed that, if this certification is false, such false certification will constitute grounds for the County to reject the proposal submitted by the Contractor for this Solicitation, and to terminate any contract awarded based on the response. As part of its proposal, the Contractor shall provide to the County a list of all instances within the immediate past four (4) years where there has been a final adjudicated determination in a legal or administrative proceeding in the State of Florida that the Contractor discriminated against its Subcontractors, vendors, suppliers or commercial customers, and a description of the status or resolution of that complaint, including any remedial action taken. As a condition of submitting a proposal to the County, the Contractor agrees to comply with the County's Commercial Nondiscrimination Policy as described in Resolution 2017-1770, as amended.

The Contractor further agrees to perform all force account Work, as provided for in the General Provisions, and to execute the Contract and return to the County, along with a Contract Bond and Certificate of Insurance within fourteen (14) Working Days of the date of the Letter of Intent to Award and to commence Work with adequate forces and Equipment within fourteen (14) Calendar Days of the date set forth in the Notice to Proceed and to fully complete all contracted Work under the same in accordance with Contract Documents within the Contract Time.

## PROPOSAL FORM

THE TIMELY COMPLETION OF THIS PROJECT IS CRITICAL TO THE HEALTH, SAFETY AND WELFARE OF THE TRAVELING PUBLIC. It is the desire of Palm Beach County to expedite the construction and opening to traffic of the project. The Contractor shall be required to work such hours, weekends and/or Holidays to meet the required Contract schedules.

The Contractor shall complete in full all Work under this Contract in accordance with the Special Provisions. It is further agreed that should the Contractor fail to complete all necessary Work under this Contract within the above referenced time; then, due to the criticalness of the timely completion of this project, liquidated damages for failure to meet these provisions shall be in accordance with Section 8 of the Standard Specifications.

The Contractor further agrees to furnish a sufficient and satisfactory Bond, on the form herein provided, in accordance with Section 3 of the General Provisions.

The Contractor further agrees to bear the full cost of maintaining all Work until the final acceptance, as provided in the Contract Documents.

Accompanying this Proposal is a Proposal Guaranty (Bid Bond) made payable to Palm Beach County, a Political Subdivision of the State of Florida, in the sum of 5% of amount Bid which is to be forfeited as liquidated damages if, in case this Proposal is accepted, the undersigned should fail to execute the attached Contract under the conditions of this Proposal. Otherwise, the Bid Bond is to be returned to the Contractor upon the delivery of a satisfactory Contract Bond.

Company Name: Wynant Sons Inc Authorized Officer: Daniel P. Wynant  
(Print)  
Address: 7218 Belvedere RD Signature: [Handwritten Signature]  
WEST PALM BEACH, FL. 33411



PROPOSAL FORM

CONTRACTOR CERTIFICATION

PALM BEACH COUNTY

ENGINEERING AND PUBLIC WORKS DEPARTMENT

NPDES GENERAL PERMIT FOR STORM WATER DISCHARGES

FROM

ROADWAY CONSTRUCTION SITES

PATHWAY AND MINOR CONSTRUCTION CONTINUING SERVICES CONTRACT

PALM BEACH COUNTY PROJECT NO. 2022063

"I certify under penalty of law that I understand the terms and conditions of the general National Pollutant Discharge Elimination System (NPDES) permit that authorizes the storm water discharges associated with industrial activity from the construction site identified as part of this certification."

Name of Contracting Firm: Wynn & Sons Environmental Construction Co. Inc

By: Daniel P. Wynn Date: 10/5/22

Name and Title: DANIEL P. WYNN president

Address or P.O. Box: 7260 Belvedere RD

West Palm Beach FL 33411  
City State Zip Code

Telephone: 561-718-6948 / 561-797-9452  
Area Code Number

## PALM BEACH COUNTY LOCAL PREFERENCE ORDINANCE

In accordance with the Palm Beach County Local Preference Ordinance, a preference will be given to (1) Bidders having a permanent place of business in Palm Beach County; (2) Bidders having a permanent place of business in the Glades that are able to provide the goods or services within the Glades.

1. Local Preference means that if the lowest responsive, responsible Bidder is a non-local business, then all Bids received from responsive, responsible local Bidders are decreased by 5%. The original Bid amount is not changed; the 5% decrease is calculated only for the purposes of determining local preference.
2. Glades Local Preference means that if the lowest responsive, responsible Bidder is a non-Glades business, then all Bids received from responsive, responsible Glades Bidders are decreased by 5%. The original Bid amount is not changed; the 5% decrease is calculated only for the purposes of determining local preference. A Bidder who is a local business but not a Glades business and who utilizes Glades subcontractor(s) for a minimum of 15% of the total Bid price, may receive a local preference of three (3) percent, solely for the purpose of determining Bid award. If the Local business utilizes Glades subcontractor(s) for a minimum of 30% of the total Bid price, he may receive a local preference of four (4) percent for the purposes of ranking Bidders.

To receive either a Local Preference or a Glades Local Preference, a Bidder must have a permanent place of business in existence prior to the County's issuance of this Invitation for Bid. A Business Tax Receipt issued by the Palm Beach County Tax Collector is required, unless specifically exempted by law, and will be used to verify the Bidders' permanent place of business. A permanent place of business means that the Bidder's headquarters is located in Palm Beach County or in the Glades, as applicable; or the Bidder has a permanent office or other site in Palm Beach County or in the Glades, as applicable; where the Bidder will produce a substantial portion of the goods or services to be purchased. The Bidder must submit the attached Certification of Business Location at the time of Bid submission. Failure to submit this information will cause the Bidder to not receive a local preference. Palm Beach County may require a Bidder to provide additional information for clarification purposes at any time prior to the award of the Contract.

In procurements where price is the only factor for selection, the above provisions shall not be applied where the application would result in an award which exceeds the otherwise lowest, responsive Bidder by one hundred thousand dollars (\$100,000).

The local Bidder may not receive more than one preference. The Glades Local Preference prevails over the Local Preference and the SBE Preference prevails over both the Local and Glades Local Preferences.

## CERTIFICATION OF BUSINESS LOCATION

In accordance with the Palm Beach County Local Preference Ordinance, as amended, a preference will be given to: (1) those Bidders having a permanent place of business in Palm Beach County (County); and (2) those Bidders having a permanent place of business in the Glades providing goods or services to be utilized in the Glades. To receive a local preference, an interested Bidder must have a permanent place of business in the County or in the Glades, as applicable, prior to the County's issuance of an invitation for Bid. A Business Tax Receipt issued by the Palm Beach County Tax Collector is required, unless specifically exempted by law, and will be used to verify the Bidders' permanent place of business. The Bidder must submit this Certification of Business Location at the time of Bid submission. This Certification of Business Location is the sole determinant of local preference eligibility. Errors in the completion of this Certification or failure to submit this completed Certification will cause the Bidder to not receive a local preference. Please note that in order to receive a local preference, the name and address on the Business Tax Receipt must be the same name and address that is included in the Bid or Proposal submitted by the Bidder to the County.

1) Bidder is a:

**Local Business** (A local business has a permanent place of business in Palm Beach County\*\*)

(Please indicate):

Headquarters located in Palm Beach County.

Permanent office or other site located in Palm Beach County from which a vendor will produce a substantial portion of the goods or services to be purchased.

**Glades Business** (a Glades business has a permanent place of business in the Glades\*\*)

(Please indicate):

Headquarters located in the Glades.

Permanent office or other site located in the Glades from which a vendor will produce a substantial portion of the goods or services to be purchased.

**Regional Business** (A regional business is one that has a permanent place of business in Martin, Broward, or Miami Dade County.)

**\*\*A post office box or location at a postal service center is not acceptable.**

2) The attached copy of the Bidder's Palm Beach County Business Tax Receipt verifies the Bidder's permanent place of business.

THIS CERTIFICATION is submitted by

Daniel P. Wynn

(Name of Individual)

PRESIDENT  
(Title/Position)

, of

WYNNSONS ENVIRONMENTAL CONSTRUCTION CO. INC  
(Firm Name of Bidder/Proposer)

who hereby certifies that the information stated above is true and correct, and that the Bidder has a permanent place of business in Palm Beach County. Further it is hereby acknowledged that any misrepresentation by the Bidder on this Certification will be considered an unethical business practice and be grounds for sanctions against future County business with the Bidder.

[Signature]  
Signature

10-5-22  
Date



**ANNE M. GANN**  
 CONSTITUTIONAL TAX COLLECTOR  
 Serving Palm Beach County  
 Serving you.

P.O. Box 3353, West Palm Beach, FL 33402-3353  
 www.pbctax.com Tel: (561) 355-2264

**\*\* LOCATED AT \*\***  
**7268 BELVEDERE RD**  
**WEST PALM BEACH FL 33411**

TYPE OF BUSINESS	OWNER	CERTIFICATION #	RECEIPT #/DATE PAID	AMT PAID	BILL #
GENERAL CONTRACTOR	WYNN DANIEL P	CGC053505	B22.640865 8/19/2022	27.50	B40119029

This document is valid only when received by the Tax Collector's Office.

WYNN DANIEL P  
 WYNN & SONS ENVIRONMENTAL CONSTRUCTION CO INC  
 7268 BELVEDERE RD  
 WEST PALM BEACH, FL 33411-3308

**STATE OF FLORIDA**  
**PALM BEACH COUNTY**  
**2022 / 2023 LOCAL BUSINESS TAX RECEIPT**  
**LBTR Number: 200802205**  
**EXPIRES: 9/30/2023**

This receipt grants the privilege of engaging in or managing any business profession or occupation within its jurisdiction and MUST be conspicuously displayed at the place of business and in such a manner as to be open to the view of the public.

## **PALM BEACH COUNTY LIVING WAGE ORDINANCE**

(PBC Ordinance No. 2003-004, as amended by PBC Ordinance No. 2004-002) (a.k.a., Palm Beach County Living Wage Ordinance, hereinafter Ordinance)

### **Implementation**

This information shall serve to notify the Contractor of the Ordinance's implementation requirements as referenced in Section 4 of the Ordinance, as stated below and on the LW pages of this specification. A copy of the Ordinance is available for pickup at the Engineering & Public Works Department (Roadway Production Division).

The costs for implementing these requirements shall be incidental to the cost of the project.

### **Procurement Specifications**

The Ordinance states that the living wage requirement shall be included in the procurement Specifications for all county construction contracts that have a total Contract value exceeding \$100,000, and that is not subject to the Davis-Bacon Act or any related act or acts, as amended, that require the payment of Davis-Bacon Act wage rates.

The Ordinance also requires that the prospective non-county employer agree to produce, upon the request of the Construction Coordination Division, or as otherwise provided by the County Administrator through countywide policy, all documents and payroll records required under this Ordinance.

### **Maintenance of Payroll Records**

Each non-county employer shall maintain payroll records and basic records relating thereto for each employee, and shall preserve them for a period of four (4) years, after Project completion date, or such longer time as may be required in other provisions of this Contract. The records shall contain:

- (1) Each employee's name and address;
- (2) Each employee's job title and classification;
- (3) The number of hours worked each day by each employee;
- (4) The gross wages and deductions made for each employee; and
- (5) Annual wages paid to each employee.

### **Reporting Payroll**

Every six (6) months the non-county employer shall certify and file with the Construction Coordination Division if the non-county employer is a general Contractor, or with the general Contractor if the non-county employer is a subcontractor, certification that all non-county employees who worked on each construction Contract during the preceding six (6) month period were paid the living wage in compliance with this Ordinance. Upon the County's request, the non-county employer shall produce for inspection and copying the payroll records for any or all of its employees for the prior four (4) year period, or such longer time as may be required in other provisions of this Contract.

# LIVING WAGE CERTIFICATION

Project: Pathway and Minor Construction Continuing Services Contract

Contractor Name: Wynn + Sons Environmental Construction Co. Inc.

Contact Person: Daniel P. Wynn / Rick Voyle

Contractor Address: 7268 Belvedere Rd  
West Palm Beach, FL 33411

Contractor Phone: (561) 718-6948 / (561) 797-9452

Amount of Contract: \$26,200,000

Please include the following with the Bid submission:

1. Brief description of the service provided under the construction Contract.
2. A statement of wage levels for prospective non-county employees.
3. A commitment to pay each non-county employee the living wage, as adjusted, in accordance with the Palm Beach County Living Wage Ordinance. According to Section 3(B)(2), of the Palm Beach County Living Wage Ordinance, the living wage must be adjusted annually for inflation, and this adjustment must take effect each October 1<sup>st</sup>. (See Palm Beach County Code Section 2-149(b)(2).)

**The living wage for October 1, 2022, through September 30, 2023, is \$13.67/hour.**

The contractor/subcontractor(s) shall post a copy of the following Notice to Employees (LW-3) at the work site in a prominent place where it can easily be seen by the employees, or provide a copy with the employee's first paycheck and at least every six (6) months thereafter.

The undersigned hereby certifies that the above and attached information is true and correct.

IN WITNESS THEREOF, the undersigned has set his hand and affixed the Corporate Seal this 5th day of October, 2022.

Daniel P. Wynn  
(Authorized Signature)

(Corporate Seal)

Daniel P. Wynn president  
(Print Name and Title)



## LIVING WAGE ORDINANCE AND CERTIFICATIONS

### Notice and Posting

Non-county employers shall post a copy of the following statement at the work site in a prominent place where it can easily be seen by the employees: "NOTICE TO EMPLOYEES: If you are employed to provide certain services to Palm Beach County, your employer may be required by Palm Beach County law to pay you at least \$13.67 per hour. If you are not paid this hourly rate, contact your supervisor or a lawyer." The following statement shall be printed in English, Spanish, and Creole, and shall be printed with black lettering on letter-size, white paper using a Times New Roman 14-point font, Courier New 14-point font, or Arial 14-point font. Posting requirement will not be required if the non-county employer attaches a copy of the following statement to the employee's first paycheck, and to subsequent paychecks at least every six (6) months thereafter. Non-county employers shall supply a copy of the following statement to any employee upon request within a reasonable time. Non-county employers shall forward a copy of the requirements of this ordinance to any person or business submitting a bid for a subcontract on any contract covered by this ordinance.

**This notice is provided pursuant to the Palm Beach County Living Wage Ordinance, Section 3 (E), (as amended through January 2004), and reflects the adjusted living wage effective October 1, 2022, through September 30, 2023.**

### NOTICE TO EMPLOYEES (ENGLISH)


If you are employed to provide certain services to Palm Beach County, your employer may be required by Palm Beach County law to pay you at least \$13.67 per hour. If you are not paid this hourly rate, contact your supervisor or Palm Beach County.


### NOTIFICACIÓN A PATRONES (ESPAÑOL)

Si usted tiene un empleo por el cual provee ciertos servicios al Condado de Palm Beach, el Condado de Palm Beach puede requerir de su patrón que le pague a usted por lo menos \$13.67 por hora. Si a usted no se le paga esta cantidad por hora, póngase en contacto con su supervisor o el Condado de Palm Beach.

### AVI POU ENPLWAYE-YO (CREOLE)

Si ke ou enplwaye pou bay kek sévis pou Komin-n Palm Beach-la, Dapré la Lwa, Bos travay-la sipoze peye-w o mwen \$13.67 pa lé. Si yo pa peye-w valé sa-a, se pou-w kontakte sipévize-w la o byen Komin-n Palm Beach-la.

  
\_\_\_\_\_  
(Authorized Signature)

  
\_\_\_\_\_  
(Print Name and Title)

**CERTIFICATION OF COMPLIANCE WITH  
THE LIVING WAGE ORDINANCE**

The Ordinance states: "Every six (6) months the non-county employer shall certify and file with the Construction Coordination Division if the non-county employer is a general Contractor, or with the general Contractor if the non-county employer is a subcontractor, certification that all non-county employees who worked on each construction Contract during the preceding six (6) month period were paid the living wage in compliance with the Living Wage Ordinance. Upon the County's request, the non-county employer shall produce for inspection and copying the payroll records for any or all of its employees for the prior three (3) year period."

The County further requires that the Contractor submit this certification statement with each pay application, including the final, on company letterhead.

The undersigned authorized person hereby certifies that the above requirements are adhered to and that payroll records are being maintained in accordance with the requirements of LW-1 "Maintenance of Payroll Records".

10-5-22  
Date

Wynn & Sons Environmental Construction Co. Inc  
Company Name (Print)

Daniel P. Wynn president  
Authorized Officer: Name/Title (Print)

[Signature]  
Signature



## SCRUTINIZED COMPANIES

As provided in F.S. 287.135, by entering into this Contract or performing any Work in furtherance hereof, the CONTRACTOR certifies that it, its affiliates, suppliers, subcontractors and consultants who will perform hereunder, have not been placed on the Scrutinized Companies that boycott Israel List, or is engaged in a boycott of Israel, pursuant to F.S. 215.4725. Pursuant to F.S. 287.135(3)(b), if CONTRACTOR is found to have been placed on the Scrutinized Companies that Boycott Israel List or is engaged in a boycott of Israel, this Contract may be terminated at the option of the COUNTY.

**When Contract value is greater than \$1 million:** As provided in F.S. 287.135, by entering into this Contract or performing any Work in furtherance hereof, the CONTRACTOR certifies that it, its affiliates, suppliers, subcontractors and consultants who will perform hereunder, have not been placed on the Scrutinized Companies With Activities in Sudan List or Scrutinized Companies With Activities in The Iran Petroleum Energy Sector List created pursuant to F.S. 215.473 or is engaged in business operations in Cuba or Syria.

If the County determines, using credible information available to the public, that a false certification has been submitted by CONTRACTOR, this Contract may be terminated and a civil penalty equal to the greater of \$2 million or twice the amount of this Contract shall be imposed, pursuant to F.S. 287.135. Said certification must also be submitted at the time of Contract renewal, if applicable.

The undersigned authorized person hereby has read and certifies that the above is adhered to.

10-5-22  
Date

Wynn + Sons Environmental Construction Co. Inc.  
Company Name (Print)

DAMEL P. WYNN  
Authorized Officer: Name/Title (Print)

D. P. Wynn  
Signature



**BID BOND**

NOW, THEREFORE, THE CONDITIONS OF THIS OBLIGATION ARE SUCH, that, if the bid of the Principal be accepted and Principal, within fourteen (14) consecutive business days after the date of the Letter of Intent to Award, the letter being written notice of such acceptance, enter into a written contract with Palm Beach County, a Political Subdivision of the State of Florida, and furnish a Certificate of Insurance, and a Public Construction Bond in the form included in the Bid Documents and in an amount equal to One Hundred Per Cent (100%) of the total contract amount satisfactory, to Palm Beach County, a Political Subdivision of the State of Florida, then this obligation shall be void, otherwise the sum herein stated shall be due and payable to the County, and the Surety agrees to pay said sum immediately upon demand of the County, in good and lawful money of the United States of America, as liquidated damages for failure of the Principal.

IN WITNESS WHEREOF, Wynn & Sons Environmental Construction Co., Inc. as Principal herein, has caused these presents to be signed in its name, by its president, and attested by its G/M, under its corporate seal, and United States Fire Insurance Company, as Surety herein, has caused these presents to be signed in its name, by its Attorney-In-Fact, under its corporate seal, this 4th day of October, A.D., 2022.

ATTEST:

[Signature]  
(Signature)  
Rick Vogel  
(Print Name)  
G/M  
(Title)

Wynn & Sons Environmental Construction Co., Inc. (Seal)  
By: [Signature]  
(Principal)  
Daniel P Wynn  
(Print Name)  
president  
(Title)

ATTEST:

[Signature]  
(Signature)  
Laura Krajczewski  
(Print Name)  
Witness  
(Title)

United States Fire Insurance Company (Seal)  
By: [Signature]  
(Surety)  
Brett A. Ragland  
(Print Name)  
Attorney-In Fact and Florida Licensed Resident Agent  
(Title)

POWER OF ATTORNEY  
UNITED STATES FIRE INSURANCE COMPANY  
PRINCIPAL OFFICE - MORRISTOWN, NEW JERSEY

0261322

**KNOW ALL MEN BY THESE PRESENTS:** That United States Fire Insurance Company, a corporation duly organized and existing under the laws of the state of Delaware, has made, constituted and appointed, and does hereby make, constitute and appoint:

*John S. Harris, Joseph D. Johnson, Jr., Brett A. Ragland*

each, its true and lawful Attorney(s)-In-Fact, with full power and authority hereby conferred in its name, place and stead, to execute, acknowledge and deliver: Any and all bonds and undertakings of surety and other documents that the ordinary course of surety business may require, and to bind United States Fire Insurance Company thereby as fully and to the same extent as if such bonds or undertakings had been duly executed and acknowledged by the regularly elected officers of United States Fire Insurance Company at its principal office, in amounts or penalties not exceeding: **Seven Million, Five Hundred Thousand Dollars (\$7,500,000)**.

This Power of Attorney limits the act of those named therein to the bonds and undertakings specifically named therein, and they have no authority to bind United States Fire Insurance Company except in the manner and to the extent therein stated.

This Power of Attorney revokes all previous Powers of Attorney issued on behalf of the Attorneys-In-Fact named above and expires on January 31, 2023.

This Power of Attorney is granted pursuant to Article IV of the By-Laws of United States Fire Insurance Company as now in full force and effect, and consistent with Article III thereof, which Articles provide, in pertinent part:

Article IV, Execution of Instruments - Except as the Board of Directors may authorize by resolution, the Chairman of the Board, President, any Vice-President, any Assistant Vice President, the Secretary, or any Assistant Secretary shall have power on behalf of the Corporation:

(a) to execute, affix the corporate seal manually or by facsimile to, acknowledge, verify and deliver any contracts, obligations, instruments and documents whatsoever in connection with its business including, without limiting the foregoing, any bonds, guarantees, undertakings, recognizances, powers of attorney or revocations of any powers of attorney, stipulations, policies of insurance, deeds, leases, mortgages, releases, satisfactions and agency agreements;

(b) to appoint, in writing, one or more persons for any or all of the purposes mentioned in the preceding paragraph (a), including affixing the seal of the Corporation.

Article III, Officers, Section 3.11, Facsimile Signatures. The signature of any officer authorized by the Corporation to sign any bonds, guarantees, undertakings, recognizances, stipulations, powers of attorney or revocations of any powers of attorney and policies of insurance issued by the Corporation may be printed, facsimile, lithographed or otherwise produced. In addition, if and as authorized by the Board of Directors, dividend warrants or checks, or other numerous instruments similar to one another in form, may be signed by the facsimile signature or signatures, lithographed or otherwise produced, of such officer or officers of the Corporation as from time to time may be authorized to sign such instruments on behalf of the Corporation. The Corporation may continue to use for the purposes herein stated the facsimile signature of any person or persons who shall have been such officer or officers of the Corporation, notwithstanding the fact that he may have ceased to be such at the time when such instruments shall be issued.

IN WITNESS WHEREOF, United States Fire Insurance Company has caused these presents to be signed and attested by its appropriate officer and its corporate seal hereunto affixed this 28<sup>th</sup> day of September, 2021.

UNITED STATES FIRE INSURANCE COMPANY




Matthew E. Lubin, President



State of New Jersey }  
County of Morris }

On this 28<sup>th</sup> day of September, 2021, before me, a Notary public of the State of New Jersey, came the above named officer of United States Fire Insurance Company, to me personally known to be the individual and officer described herein, and acknowledged that he executed the foregoing instrument and affixed the seal of United States Fire Insurance Company thereto by the authority of his office.




Melissa H. D'Alessio

(Notary Public)

I, the undersigned officer of United States Fire Insurance Company, a Delaware corporation, do hereby certify that the original Power of Attorney of which the foregoing is a full, true and correct copy is still in force and effect and has not been revoked.

IN WITNESS WHEREOF, I have hereunto set my hand and affixed the corporate seal of United States Fire Insurance Company on the 4<sup>th</sup> day of October 2022.

UNITED STATES FIRE INSURANCE COMPANY



Alfred N. Wright, Senior Vice President



WYNN & SONS ENVIRONMENTAL CONSTRUCTION CO.



7268 BELVEDERE RD.  
WEST PALM BEACH, FL. 33411  
561-686-6077  
561-686-2433 FAX

10/6/2022  
PALM BEACH  
COUNTY BID  
-2022-063

**"SIMILAR PROJECTS LISTING"**

WYNN & SONS ENVIRONMENTAL CONSTRUCTION CO INC. has consistently held this annual contract for the last 9 years, completing similar projects in the FDOT right of way, as well as projects for Road & Bridge, PBC water utilities, PBC parks, ERM, PBC airports, PBC school district, as well as numerous projects all over Palm Beach County for City's and Towns. Our headquarters is on Belvedere rd in which we own 2 commercial properties, we employ over 60 of The best Palm Beach County residents as employees. We own over 250 pieces of equipment, and have the ability to SELF perform all of these line items.

Wynn & Sons Inc.



Ron DeSantis, Governor

Melanie S. Griffin, Secretary



**STATE OF FLORIDA  
DEPARTMENT OF BUSINESS AND PROFESSIONAL REGULATION**

**CONSTRUCTION INDUSTRY LICENSING BOARD**

THE GENERAL CONTRACTOR HEREIN IS CERTIFIED UNDER THE  
PROVISIONS OF CHAPTER 489, FLORIDA STATUTES



**WYNN, DANIEL PATRICK**  
WYNN & SONS ENVIRON CONST CO  
INC  
8455 1ST LANE SOUTH  
WEST PALM BEACH FL 33411

**LICENSE NUMBER: CGC0533505**

**EXPIRATION DATE: AUGUST 31, 2024**

Always verify licenses online at [MyFloridaLicense.com](http://MyFloridaLicense.com)



Do not alter this document in any form.

This is your license. It is unlawful for anyone other than the licensee to use this document.

# CERTIFICATE OF RESOLUTION

The undersigned hereby certifies that the following are true and correct statements:

1. That the undersigned is the President (insert title) of Wynn & Sons Environmental Construction Co Inc (insert business name) a Corporation (insert business organization, i.e. corporation, LLC, LLP), organized and existing in good standing under the laws of the State of Florida (Firm), and that the following Resolutions are true and correct Resolutions adopted by the President (insert form of management) of the Firm on the 12<sup>th</sup> day of Dec, 2022 in accordance with the laws of the State of Florida (where Firm is organized) of the Firm, and Articles of Incorporation (governing documents) of the Firm.


RESOLVED, that the Firm shall enter into that certain Contract between Palm Beach County, a political subdivision of the State of Florida, and the Firm, a copy of which is attached hereto, and be it

FURTHER RESOLVED, that Daniel P. Wynn the President of the Firm, is hereby authorized and instructed to execute such Contract and such other instruments as may be necessary and appropriate for the Firm to fulfill its obligations under the Contract.

2. That the foregoing Resolutions have not been modified, amended, rescinded, revoked or otherwise changed and remain in full force and effect as of the date hereof.

3. That the Firm is in good standing under the laws of the State of Florida or its state of formation, as provided above, and has qualified, if legally required, to do business in the State of Florida and has the full power and authority to enter into such Contract.

IN WITNESS WHEREOF, the undersigned has set his/her hand and affixed the Seal of the Firm the 12<sup>th</sup> day of Dec, 2022




(SEAL)

[Signature]  
(Signature)  
Daniel P. Wynn  
(Print Name and Title)

STATE OF FL  
COUNTY OF Palm Beach

The foregoing instrument was acknowledged before me by means of  physical presence or  online notarization, this 12<sup>th</sup> day of Dec, 2022, by Daniel P. Wynn (name) as pres (title) for Wynn & Sons (firm), on behalf of the (choose one) corporation / company / partnership, who is  personally known to me or  has produced \_\_\_\_\_ (type of identification) as identification.

(Stamp/Seal)



**CONTRACT**

STATE OF FLORIDA )  
 ) ss.  
COUNTY OF PALM BEACH )

**R2023 0255**

This Contract, made and entered into on MAR 14 2023, by and between PALM BEACH COUNTY, a Political Subdivision of the State of Florida, by and through its Board of County Commissioners (hereinafter "County"), and Wynn & Sons Environmental Construction Company, Inc., Florida, and its heirs, executors, administrators and assigns, (hereinafter "Contractor"):

WITNESSETH: The Contractor agrees with the County, for the consideration herein mentioned at its own proper cost and expense to do all the Work and furnish all necessary labor, Materials, Equipment, machinery, tools, apparatus, services, state Workers' Compensation and unemployment compensation taxes incurred in the performance of the Contract, and means of transportation for the complete construction of:

**PROJECT NAME:      PATHWAY AND MINOR CONSTRUCTION CONTINUING SERVICES CONTRACT**

**PROJECT NO.:        2022063**

IN THE AMOUNTS specified in Work Orders which may be issued by the County. The County is not required to issue any Work Orders hereunder. The total value of Work Orders issued under this Contract shall not exceed **Twenty Six Million Two Hundred Thousand Dollars (\$26,200,000.00)**, except as may be increased according to Section 9-11 of the Contract Specifications.

The Contractor further agrees for the consideration herein mentioned to commence Work with adequate forces and Equipment within five (5) Working Days of the notice to commence for the Work Order being issued for a specific project and to fully complete all contracted Work under the same in accordance with Contract Documents. After commencement of the Work, the Work Order shall be properly dispatched toward completion, to the satisfaction of the Engineer, and shall be fully complete within the time limit specified in the Work Order. Should the time limit for completion of the Work Order exceed the expiration date of the Contract, the Work Order Work will continue to completion and the Contractor shall ensure that Bonding and Insurance coverage do not expire until all Work Orders issued prior to the expiration of this Contract are complete and accepted. It is understood and agreed that the time limit for completion of said Work is the essence of the Contract. If Contractor fails to complete the Work within the time limit, it is agreed that for such Calendar Day that any Work provided for in these Contract Documents remain incomplete after the time limit has expired, including any official extension of the time limit, the sum per day given in the contained schedules shall be deducted from monies due the Contractor, not as a penalty, but as liquidated damages and added expense for supervision.

The Contractor shall take into account all contingent Work which has to be done by other parties arising from any cause whatsoever, and shall not plead its want of knowledge of such contingent Work as an excuse for Delay in a Contractor's Work, or for its non-performance.



**CONTRACT**

IN WITNESS WHEREOF, the Parties have caused this Contract for Pathway and Minor Construction Continuing Services Contract, Project No. 2022063 to be executed and sealed the day and year first written above.

**OWNER:**

APPROVED AS TO TERMS  
AND CONDITIONS

By: *Morton L. Rose*  
Morton L. Rose, P.E.  
Director of Roadway Production

**CONTRACTOR:**  
WYNN & SONS ENVIRONMENTAL  
CONSTRUCTION COMPANY, INC.

**ATTEST WITNESS:**

By: *[Signature]*  
(Signature)

*[Signature]*  
(Witness Signature)

*Wynn & Sons Environmental Construction Co. Inc.*  
(Corporate Name)

*Rick Vape*  
(Print Witness Name)

a *Florida* corporation  
(insert state of incorporation)

*Daniel P. Wynn*  
(Print signatory's name)


*[Signature]*  
(Witness Signature)

*Daniel P. Wynn President*  
(Print signatory's title)

*Rick Vape*  
(Print Witness Name)

*12-12-22*  
(Date)

(Corporate Seal)



**CONTRACT**

{SIGNATURE PAGES CONTINUED}

**R2023 0255**


**ATTEST:**


**COUNTY:**

**MAR 14 2023**


Joseph Abruzzo  
Clerk of the Circuit Court & Comptroller

**Palm Beach County**, a Political Subdivision  
of the State of Florida, by and through its Board of  
County Commissioners

By:   
Deputy Clerk

By:   
Gregg Weiss, Mayor

APPROVED AS TO FORM  
AND LEGAL SUFFICIENCY

By:   
Yelizaveta B. Herman  
Assistant County Attorney

**PUBLIC CONSTRUCTION BOND**

BOND NUMBER: 602-136208-8

BOND AMOUNT: \$1,000,000.00

CONTRACT AMOUNT: \$26,200,000

CONTRACTOR'S NAME: Wynn & Sons Environmental Construction Co., Inc.

CONTRACTOR'S ADDRESS: 7268 Belvedere Road  
West Palm Beach, FL 33411

CONTRACTOR'S PHONE: (561)686-6077

SURETY COMPANY: United States Fire Insurance Company

SURETY ADDRESS: 305 Madison Avenue  
Morristown, NJ 07962

SURETY PHONE: (973)490-6600

OWNER'S NAME: Palm Beach County

06  
12.7.22

OWNER'S ADDRESS: 2300 North Jog Road, Suite 3W-33  
West Palm Beach, FL 33411-2745

OWNER'S PHONE: 561-684-4150

PROJECT NO.: 2022063

DESCRIPTION OF WORK: Pathway and minor construction

PROJECT LOCATION: Countywide

LEGAL DESCRIPTION: No legal description is available. The best description available is as indicated on the Project Location above.

## PUBLIC CONSTRUCTION BOND

This Bond is issued in favor of the County conditioned on the full and faithful performance of the Contract.

KNOW ALL MEN BY THESE PRESENTS: that Contractor (Principal) and Surety, are held and firmly bound unto:

Palm Beach County Board of County Commissioners  
301 N. Olive Avenue  
West Palm Beach, Florida 33401

As Obligee, herein called County, for the use and benefit of claimant as herein below defined, in the amount of:

\$ 1,000,000.00

for the payment whereof Principal and Surety bind themselves, their heirs, personal representatives, executors, administrators, successors and assigns, jointly and severally, firmly by these presents.

WHEREAS, Principal has by written agreement dated \_\_\_\_\_, 20\_\_\_\_, entered into a Contract with the County for:

Project Name:	Pathway and Minor Construction Continuing Services Contract
Project No.:	2022063
Project Description:	See Page PCB-1
Project Location:	See Page PCB-1

in accordance with Design Criteria Drawings and Specifications prepared by:

Name of Engineering/Architectural Firm:	TBD
Location of Firm:	TBD
Phone:	TBD
Fax :	TBD

which Contract is by reference made a part hereof in its entirety, and is hereinafter referred to as the Contract.



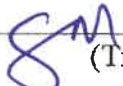
THE CONDITION OF THIS BOND is that if Principal:

1. Performs the Contract dated \_\_\_\_\_ between Principal and County for the construction of the project as described above, the Contract being made part of this bond by reference, at the times and in the manner prescribed in the Contract; and
2. Promptly makes payments to all claimants, as defined in Section 255.05, Florida Statutes, supplying Principal with labor, Materials, or supplies, used directly or indirectly by Principal in the prosecution of the Work provided for in the Contract; and
3. Pays County all losses, damages (including liquidated damages), expenses, costs, and attorney's fees, including appellate proceedings, that County sustains because of a default by Principal under the Contract; and

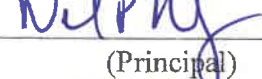

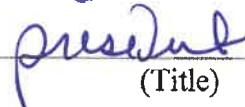
# PUBLIC CONSTRUCTION BOND


4. Performs the guarantee of all Work and Materials furnished under the Contract for the time specified in the Contract, then this bond is void; otherwise it remains in full force.
5. Any changes in or under the contract documents and compliance or noncompliance with any formalities connected with the contract or the changes does not affect Surety's obligation under this bond and Surety waives notice of such changes.
6. The amount of this bond shall be reduced by and to the extent of any payment or payments made in good faith hereunder, inclusive of the payment by Surety of construction liens which may be filed of record against said improvement, whether or not claim for the amount of such lien be presented under and against the bond.
7. Principal and Surety expressly acknowledge that any and all provisions relating to consequential, delay and liquidated damages contained in the contract are expressly covered by and made a part of this Performance, Labor and Material Payment Bond. Principal and Surety acknowledge that any such provisions lie within their obligations and within the policy coverages and limitations of this instrument.
8. Section 255.05, Florida Statutes, as amended, together with all notice and time provisions contained therein, is incorporated herein, by reference, in its entirety. Any action instituted by a claimant under this bond for payment must be in accordance with the notice and time limitation provisions in Section 255.05(2), Florida Statutes. This instrument regardless of its form, shall be construed and deemed a statutory bond issued in accordance with Section 255.05, Florida Statutes.
9. Any action brought under this instrument shall be brought in the state court of competent jurisdiction in Palm Beach County and not elsewhere.

ATTEST:


  
\_\_\_\_\_  
(Signature)  
  
\_\_\_\_\_  
(Print Name)  
  
\_\_\_\_\_  
(Title)


(Seal)  
Wynn & Sons Environmental Construction Co., Inc.


By:   
\_\_\_\_\_  
(Principal)  
  
\_\_\_\_\_  
(Print Name)  
  
\_\_\_\_\_  
(Title)



ATTEST:

  
\_\_\_\_\_  
(Signature)  
Laura Krajczewski  
\_\_\_\_\_  
(Print Name)  
Witness  
\_\_\_\_\_  
(Title)

(Seal)  
United States Fire Insurance Company  
By:   
\_\_\_\_\_  
(Surety)  
Brett A. Ragland  
\_\_\_\_\_  
(Print Name)  
Attorney-In-Fact and Florida Licensed Resident Agent  
\_\_\_\_\_  
(Title)



# PUBLIC CONSTRUCTION BOND

PROJECT NO.: 2022063

DESCRIPTION OF WORK: Pathway and minor construction

PROJECT LOCATION: countywide

SURETY COMPANY: United States Fire Insurance Company

SURETY ADDRESS: 305 Madison Avenue  
Morristown, NJ 07059

SURETY PHONE: (973)490-6600

BOND NUMBER: 602-136208-8

BOND AMOUNT: \$1,000,000.00

CONTRACT AMOUNT: \$26,200,000

As the Surety Company for Wynn & Sons Environmental Construction Co., Inc. we have executed the captioned bond. Because the contract date is unknown, we have left the bond(s) undated. As a duly authorized Attorney-in-Fact for the Surety, United States Fire Insurance Company, permission is hereby granted to Palm Beach County to fill in the contract date on the bond(s) and power of attorney when that date is known. Also, the "signed and sealed" date on the bond(s) should be completed.

POWER OF ATTORNEY  
UNITED STATES FIRE INSURANCE COMPANY  
PRINCIPAL OFFICE - MORRISTOWN, NEW JERSEY

0261323

KNOW ALL MEN BY THESE PRESENTS: That United States Fire Insurance Company, a corporation duly organized and existing under the laws of the state of Delaware, has made, constituted and appointed, and does hereby make, constitute and appoint:

*John S. Harris, Joseph D. Johnson, Jr., Brett A. Ragland*

each, its true and lawful Attorney(s)-In-Fact, with full power and authority hereby conferred in its name, place and stead, to execute, acknowledge and deliver: Any and all bonds and undertakings of surety and other documents that the ordinary course of surety business may require, and to bind United States Fire Insurance Company thereby as fully and to the same extent as if such bonds or undertakings had been duly executed and acknowledged by the regularly elected officers of United States Fire Insurance Company at its principal office, in amounts or penalties not exceeding: **Seven Million, Five Hundred Thousand Dollars (\$7,500,000).**

This Power of Attorney limits the act of those named therein to the bonds and undertakings specifically named therein, and they have no authority to bind United States Fire Insurance Company except in the manner and to the extent therein stated.

This Power of Attorney revokes all previous Powers of Attorney issued on behalf of the Attorneys-In-Fact named above and expires on January 31, 2024.

This Power of Attorney is granted pursuant to Article IV of the By-Laws of United States Fire Insurance Company as now in full force and effect, and consistent with Article III thereof, which Articles provide, in pertinent part:

Article IV, Execution of Instruments - Except as the Board of Directors may authorize by resolution, the Chairman of the Board, President, any Vice-President, any Assistant Vice President, the Secretary, or any Assistant Secretary shall have power on behalf of the Corporation:

(a) to execute, affix the corporate seal manually or by facsimile to, acknowledge, verify and deliver any contracts, obligations, instruments and documents whatsoever in connection with its business including, without limiting the foregoing, any bonds, guarantees, undertakings, recognizances, powers of attorney or revocations of any powers of attorney, stipulations, policies of insurance, deeds, leases, mortgages, releases, satisfactions and agency agreements;

(b) to appoint, in writing, one or more persons for any or all of the purposes mentioned in the preceding paragraph (a), including affixing the seal of the Corporation.

Article III, Officers, Section 3.11, Facsimile Signatures. The signature of any officer authorized by the Corporation to sign any bonds, guarantees, undertakings, recognizances, stipulations, powers of attorney or revocations of any powers of attorney and policies of insurance issued by the Corporation may be printed, facsimile, lithographed or otherwise produced. In addition, if and as authorized by the Board of Directors, dividend warrants or checks, or other numerous instruments similar to one another in form, may be signed by the facsimile signature or signatures, lithographed or otherwise produced, of such officer or officers of the Corporation as from time to time may be authorized to sign such instruments on behalf of the Corporation. The Corporation may continue to use for the purposes herein stated the facsimile signature of any person or persons who shall have been such officer or officers of the Corporation, notwithstanding the fact that he may have ceased to be such at the time when such instruments shall be issued.

IN WITNESS WHEREOF, United States Fire Insurance Company has caused these presents to be signed and attested by its appropriate officer and its corporate seal hereunto affixed this 28<sup>th</sup> day of September, 2021.

UNITED STATES FIRE INSURANCE COMPANY

Matthew E. Lubin, President

State of New Jersey }  
County of Morris }

On this 28<sup>th</sup> day of September, 2021, before me, a Notary public of the State of New Jersey, came the above named officer of United States Fire Insurance Company, to me personally known to be the individual and officer described herein, and acknowledged that he executed the foregoing instrument and affixed the seal of United States Fire Insurance Company thereto by the authority of his office.



Melissa H. D'Alessio (Notary Public)

I, the undersigned officer of United States Fire Insurance Company, a Delaware corporation, do hereby certify that the original Power of Attorney of which the foregoing is a full, true and correct copy is still in force and effect and has not been revoked.

IN WITNESS WHEREOF, I have hereunto set my hand and affixed the corporate seal of United States Fire Insurance Company on the \_\_\_\_\_ day of \_\_\_\_\_ 20\_\_\_\_

UNITED STATES FIRE INSURANCE COMPANY

Alfred N. Wright, Senior Vice President



December 6, 2022

Palm Beach County  
2300 North Jog Road, Suite 3W-33  
West Palm Beach, FL 33411

RE: Authority of Date Bonds and Powers of Attorney  
Principal: Wynn & Sons Environmental Construction Co., Inc.  
Project: Pathway and Minor Construction  
Project No: 2022063  
Bond No. 602-136208-8

To Whom It May Concern;

Please be advised that as Surety on the above referenced bond, we hereby authorize the Palm Beach County to date the Performance and Payment Bonds, Powers of Attorney, and form of guarantee for the above captioned project concurrent with the date of the contract agreement.

United States Fire Insurance Company



Brett A. Ragland,  
Attorney-In-Fact and Florida  
Licensed Resident Agent



**OEBO SCHEDULE 3  
SUBCONTRACTOR ACTIVITY FORM**

SUBCONTRACTOR ACTIVITY FOR MONTH ENDING \_\_\_\_\_ PROJECT #: \_\_\_\_\_

PROJECT NAME \_\_\_\_\_

PRIME CONTRACTOR NAME \_\_\_\_\_

PROJECT SUPERVISOR \_\_\_\_\_

Schedule 3 is used to show the monthly payment activity for work performed by each Subcontractor on the project and in conformity with the Subcontractor(s) submitted on Schedule 2. It also shows approved change orders as they impact all Subcontractors. Schedule 3 is to be submitted by the Prime Contractor with each payment request to Palm Beach County. In the Subcontracting Information section, list the name(s) of each Subcontractor, including each S/M/WBE subcontractor on the project and the total contracted amount for each Subcontractor on the project. As the project proceeds, please complete each column under the Subcontractor Information section. If a subcontractor is an S/M/WBE, please check the appropriate categories applicable.

SUBCONTRACTING INFORMATION							Subcontractor Category (check all applicable)							
Name of Subcontractor(s)	Total Contract Amount	Approved Change Orders	Revised Contract Amount	Amount drawn for Sub this Period	Amount drawn for Sub to Date	Amount Paid to Date for Subcontractor	Actual Starting Date	Minority/ Women Business	Small Business	Black	Hispanic	Women	Caucasian	Other (Please Specify)
								(√)	(√)	(√)	(√)	(√)	(√)	(√)

I hereby certify that the above information is accurate to the best of my knowledge \_\_\_\_\_ (Signature) \_\_\_\_\_ (Title)

Additional Sheets May Be Used As Necessary

**NOTE:** Firms may be certified as an SBE and/or an M/WBE. If firms are certified as both an SBE and M/WBE, the dollar amount will not be counted twice.

**OEBO SCHEDULE 4 – SUBCONTRACTOR/SUBCONSULTANT PAYMENT CERTIFICATION**

A properly executed Schedule 4 shall be submitted for each Subcontractor/subconsultant after receipt of payment from the Prime. The Prime shall submit this form with each payment application or invoice submitted to the County when the COUNTY has paid the Prime on the previous payment application for services provided by a Subcontractor/subconsultant. All named Subcontractors/subconsultants on this form must also complete and submit a separate Schedule 4 after receipt of payment. If the Prime is an S/M/WBE, completion of a Schedule 4 is also required to document all portions of work performed by their work force. A completed release of lien form can be submitted in lieu of a Schedule 4.

This is to certify that \_\_\_\_\_ received a  
(Subcontractor/subconsultant Name)

(Monthly) or (Final) payment of \$ \_\_\_\_\_ from \_\_\_\_\_  
(Prime Contractor Name)

On \_\_\_\_ / \_\_\_\_ / \_\_\_\_ for my \_\_\_\_ Invoice for labor and/or materials supplied  
MM DD YYYY Month

On \_\_\_\_\_ / \_\_\_\_\_  
(Project Name) (Project No.)

DEPT.: \_\_\_\_\_ TASK ORDER/WORK ORDER/DELIVERY ORDER/PURCHASE ORDER/ NO.: \_\_\_\_\_

PRIME CONTRACTOR/CONSULTANT VENDOR CODE: \_\_\_\_\_

SUBCONTRACTOR/SUBCONSULTANT VENDOR CODE: \_\_\_\_\_

If the undersigned intends to distribute any portion of this payment to another Subcontractor/subconsultant, please list the business name and the amount below accompanied by a separate properly executed Schedule 4.

\_\_\_\_\_  
Name of 2<sup>nd</sup>/3<sup>rd</sup> tier Subcontractor/subconsultant Price or Percentage: \_\_\_\_\_

By: \_\_\_\_\_  
(Signature of Subcontractor/subconsultant) (Name & Title of Person executing on behalf of Subcontractor/subconsultant)

STATE OF FLORIDA  
COUNTY OF \_\_\_\_\_

The foregoing instrument was acknowledged before me by means of  physical presence or  online notarization, this \_\_\_\_\_ day of \_\_\_\_\_, \_\_\_\_\_ (year), by \_\_\_\_\_ (name of person acknowledging).

\_\_\_\_\_  
Notary Public, State of Florida

\_\_\_\_\_  
Print, Type or Stamp Commissioned Name of Notary

Personally Known \_\_\_\_\_ OR Produced Identification \_\_\_\_\_ Type of Identification \_\_\_\_\_

Revised 12/31/2019

<https://discover.pbcgov.org/oebo/Pages/Documents.aspx>

# CERTIFICATION OF SUBLET WORK

PALM BEACH COUNTY ENGINEERING AND PUBLIC WORKS DEPARTMENT

ROADWAY CONSTRUCTION SITES  
 PATHWAY AND MINOR CONSTRUCTION CONTINUING SERVICES CONTRACT  
 PALM BEACH COUNTY PROJECT NO. 2022063

Pursuant to section 8-1 of the Florida Department of Transportation Standard Specifications for Road and Bridge Construction the Contractor shall “not, sell, transfer, assign or otherwise dispose of the Contract or Contracts or any portion thereof, or of the right, title, or interest therein, without written consent of the Department. If the Contractor chooses to sublet any portion of the Contract, the Contractor must submit a written request to sublet work on the Certification of Sublet Work form developed by the Department for this purpose. With the Engineer’s acceptance of the request, the Contractor may sublet a portion of the work, but **shall perform with its own organization work amounting to not less than 40% of the total Contract amount.**”

Subcontractor Name	Subcontract to Whom	Work Description	Total Amt Sublet
DEVLAND	Wynot S&S	MBE - DRAINAGE GRADING	ESI \$ 3,271,050 <sup>00</sup>
ODUMS	Wynot S&S	MBE S&S	ESI \$ 108,000
Fire Line	Wynot S&S	S&S STRIPING	\$ 72,775
TRAWN	Wynot S&S	S&S WOOD PILES	\$ 355,750

All pertinent provisions and requirements of the Contract Documents will be part of any subcontracts. It is agreed that an executed or a certified copy of the subcontract will be submitted upon request, to Palm Beach County (County). All sublets will be in continued compliance with all Contract provisions and that the Contractor will continue to perform the minimum percentage of the Contract Work with its own organization, as required by said Contract. It is recognized and agreed that, as Contractor, the Contractor remains responsible for the proper performance of all requirements of said contract and the County does not relieve or release the Contractor and its Surety or either of them of any liability under the Contract Bond. The Contractor certifies that firms or individuals, debarred or suspended by the FHWA or the County, are not being used as subcontractors. A false statement or omission made in connection with this certification is sufficient cause for suspension, revocation, or denial of qualification to bid, and a determination of non-responsibility, and may subject the person and/or entity making the false statement to any and all civil and criminal penalties available pursuant to applicable Federal and State Law.

Company Name: Wynot S&S Inc Authorized Officer: Daniel P. Wynot  
 Address: 7208 Belvedere Ln West Palm Beach, FL 33411 Signature: Nel Pley  
 (Print)



**Palm Beach County  
Compliance Summary Report**

Vendor Number	Vendor Name	AM Best Rating	Insurance Carrier	Policy #	Eff. Date	Exp. Date	Coverage	Contract Number	Contract Name
DX00002016	Wynn & Sons Environmental Construction		Compliant						
		A++ , XV	Auto-Owners Insurance Company	5173751502	7/23/2022	7/23/2023	Auto Liability	2022063	Pathway & Minor Construction Continuing Services
		Ag , XV	Security National Insurance Company	SES17995801	7/3/2022	7/3/2023	General Liability		
		A+ , X	Bridgefield Employers Insurance Company	083039458	7/3/2022	7/3/2023	Workers Comp		

**Risk Profile :** Standard - Construction Services  
**Required Additional Insured :** Palm Beach County Board of County Commissioners  
**Ownership Entity :**



# CERTIFICATE OF LIABILITY INSURANCE

DATE (MM/DD/YYYY)  
12/12/2022

THIS CERTIFICATE IS ISSUED AS A MATTER OF INFORMATION ONLY AND CONFERS NO RIGHTS UPON THE CERTIFICATE HOLDER. THIS CERTIFICATE DOES NOT AFFIRMATIVELY OR NEGATIVELY AMEND, EXTEND OR ALTER THE COVERAGE AFFORDED BY THE POLICIES BELOW. THIS CERTIFICATE OF INSURANCE DOES NOT CONSTITUTE A CONTRACT BETWEEN THE ISSUING INSURER(S), AUTHORIZED REPRESENTATIVE OR PRODUCER, AND THE CERTIFICATE HOLDER.

**IMPORTANT:** If the certificate holder is an ADDITIONAL INSURED, the policy(ies) must have ADDITIONAL INSURED provisions or be endorsed. If SUBROGATION IS WAIVED, subject to the terms and conditions of the policy, certain policies may require an endorsement. A statement on this certificate does not confer rights to the certificate holder in lieu of such endorsement(s).

<b>PRODUCER</b> Atlantic Pacific Insurance 11382 Prosperity Farms Road Suite 123 Palm Beach Gardens FL 33410	<b>CONTACT NAME:</b> PHONE (A/C, No, Ext): (561) 624-1800 E-MAIL ADDRESS: FAX (A/C, No): (561) 626-3153																				
	<table border="1"> <thead> <tr> <th colspan="2">INSURER(S) AFFORDING COVERAGE</th> <th>NAIC #</th> </tr> </thead> <tbody> <tr> <td>INSURER A:</td> <td>Security National Ins Co</td> <td>33120</td> </tr> <tr> <td>INSURER B:</td> <td>Auto-Owners Insurance Co</td> <td>18988</td> </tr> <tr> <td>INSURER C:</td> <td>Lloyd's of London</td> <td></td> </tr> <tr> <td>INSURER D:</td> <td>Bridgefield Employers Ins. Co.</td> <td>10701</td> </tr> <tr> <td>INSURER E:</td> <td>Travelers Property Casualty Company of America</td> <td></td> </tr> <tr> <td>INSURER F:</td> <td></td> <td></td> </tr> </tbody> </table>	INSURER(S) AFFORDING COVERAGE		NAIC #	INSURER A:	Security National Ins Co	33120	INSURER B:	Auto-Owners Insurance Co	18988	INSURER C:	Lloyd's of London		INSURER D:	Bridgefield Employers Ins. Co.	10701	INSURER E:	Travelers Property Casualty Company of America		INSURER F:	
INSURER(S) AFFORDING COVERAGE		NAIC #																			
INSURER A:	Security National Ins Co	33120																			
INSURER B:	Auto-Owners Insurance Co	18988																			
INSURER C:	Lloyd's of London																				
INSURER D:	Bridgefield Employers Ins. Co.	10701																			
INSURER E:	Travelers Property Casualty Company of America																				
INSURER F:																					
<b>INSURED</b> Wynn & Sons Environmental Construction Inc 7268 Belvedere Road West Palm Beach FL 33411																					

**COVERAGES**      **CERTIFICATE NUMBER:** 2022 Master      **REVISION NUMBER:**


THIS IS TO CERTIFY THAT THE POLICIES OF INSURANCE LISTED BELOW HAVE BEEN ISSUED TO THE INSURED NAMED ABOVE FOR THE POLICY PERIOD INDICATED. NOTWITHSTANDING ANY REQUIREMENT, TERM OR CONDITION OF ANY CONTRACT OR OTHER DOCUMENT WITH RESPECT TO WHICH THIS CERTIFICATE MAY BE ISSUED OR MAY PERTAIN, THE INSURANCE AFFORDED BY THE POLICIES DESCRIBED HEREIN IS SUBJECT TO ALL THE TERMS, EXCLUSIONS AND CONDITIONS OF SUCH POLICIES. LIMITS SHOWN MAY HAVE BEEN REDUCED BY PAID CLAIMS.

INSR LTR	TYPE OF INSURANCE	ADDL INSD	SUBR WVD	POLICY NUMBER	POLICY EFF (MM/DD/YYYY)	POLICY EXP (MM/DD/YYYY)	LIMITS
A	<input checked="" type="checkbox"/> <b>COMMERCIAL GENERAL LIABILITY</b> <input type="checkbox"/> CLAIMS-MADE <input checked="" type="checkbox"/> OCCUR GEN'L AGGREGATE LIMIT APPLIES PER: <input type="checkbox"/> POLICY <input checked="" type="checkbox"/> PROJECT <input type="checkbox"/> LOC OTHER:			SES17995801	07/03/2022	07/03/2023	EACH OCCURRENCE \$ 1,000,000 DAMAGE TO RENTED PREMISES (Ea occurrence) \$ 100,000 MED EXP (Any one person) \$ Excluded PERSONAL & ADV INJURY \$ 1,000,000 GENERAL AGGREGATE \$ 2,000,000 PRODUCTS - COMP/OP AGG \$ 2,000,000 \$
B	<input checked="" type="checkbox"/> <b>AUTOMOBILE LIABILITY</b> <input checked="" type="checkbox"/> ANY AUTO <input type="checkbox"/> OWNED AUTOS ONLY <input type="checkbox"/> SCHEDULED AUTOS <input checked="" type="checkbox"/> HIRED AUTOS ONLY <input checked="" type="checkbox"/> NON-OWNED AUTOS ONLY <input type="checkbox"/> AUTOS ONLY			5173751502	07/23/2022	07/23/2023	COMBINED SINGLE LIMIT (Ea accident) \$ 1,000,000 BODILY INJURY (Per person) \$ BODILY INJURY (Per accident) \$ PROPERTY DAMAGE (Per accident) \$ PIP \$ 10,000
C	<input checked="" type="checkbox"/> <b>UMBRELLA LIAB</b> <input type="checkbox"/> OCCUR <input checked="" type="checkbox"/> <b>EXCESS LIAB</b> <input type="checkbox"/> CLAIMS-MADE <input type="checkbox"/> DED <input checked="" type="checkbox"/> RETENTION \$ 0			SCX1036122	07/03/2022	07/03/2023	EACH OCCURRENCE \$ 1,000,000 AGGREGATE \$ 1,000,000 \$
D	<b>WORKERS COMPENSATION AND EMPLOYERS' LIABILITY</b> ANY PROPRIETOR/PARTNER/EXECUTIVE OFFICER/MEMBER EXCLUDED? (Mandatory in NH) If yes, describe under DESCRIPTION OF OPERATIONS below Y/N <input checked="" type="checkbox"/> N    N/A			0830-39458	07/03/2022	07/03/2023	<input checked="" type="checkbox"/> PER STATUTE <input checked="" type="checkbox"/> OTHER E.L. EACH ACCIDENT \$ 1,000,000 E.L. DISEASE - EA EMPLOYEE \$ 1,000,000 E.L. DISEASE - POLICY LIMIT \$ 1,000,000
E	Contractors Equipment			QT-660-3E978765-TIL-22	05/03/2022	05/03/2023	Scheduled \$2,398,555 Rented/Leased \$250,000

**DESCRIPTION OF OPERATIONS / LOCATIONS / VEHICLES (ACORD 101, Additional Remarks Schedule, may be attached if more space is required)**

Palm Beach County Board of County Commissioners, a Political subdivision of the State of Florida, its officers, employees and agents are additional insured with respects to General Liability when required by written contract.

## CERTIFICATE HOLDER      CANCELLATION

Palm Beach County Engineering & Public Works Roadway Production Division 2300 N Jog Rd 3rd Fl West Wing West Palm Beach FL 33411	<b>SHOULD ANY OF THE ABOVE DESCRIBED POLICIES BE CANCELLED BEFORE THE EXPIRATION DATE THEREOF, NOTICE WILL BE DELIVERED IN ACCORDANCE WITH THE POLICY PROVISIONS.</b>  <b>AUTHORIZED REPRESENTATIVE</b> 
---	--

© 1988-2015 ACORD CORPORATION. All rights reserved.

# Participation Form

... Small Business Enterprise (SBE)/Affirmative Procurement Initiative (API)/  
Minority/Women Owned Business Enterprise (M/WBE)

PROJECT \_\_\_\_\_

PROJECT NO. \_\_\_\_\_

The Contractor's proposed Small Business Enterprise (SBE) goal for this project was \_\_\_\_\_% /Affirmative Procurement Initiative (API) placed on this contract was \_\_\_\_\_%.

The Contractor achieved a Small Business Enterprise (SBE) participation/Affirmative Procurement Initiative (API) of \_\_\_\_\_% at the end of this project.

The Contractor's proposed Minority/Women Owned Business Enterprise (M/WBE) goal for this project was \_\_\_\_\_%.

The Contractor achieved a Minority/Women Owned Business Enterprise (M/WBE) participation of \_\_\_\_\_% at the end of this project.

CONTRACTOR: \_\_\_\_\_

BY: \_\_\_\_\_

PRINT NAME: \_\_\_\_\_

DATE: \_\_\_\_\_







**PALM BEACH COUNTY BOARD OF COUNTY COMMISSIONERS  
ENGINEERING & PUBLIC WORKS DEPARTMENT  
P. O. BOX 21229, WEST PALM BEACH, FL 33416-1229**

**REQUEST:**

WORK ORDER NO. \_\_\_\_\_  
 NEW AUTHORIZATION \_\_\_\_\_  
 CHANGE ORDER NO. \_\_\_\_\_  
 SUPPLEMENTAL NO. \_\_\_\_\_  
 OTHER: \_\_\_\_\_

**REQUESTING DIVISION:**

ROAD & BRIDGE  
 TRAFFIC  
 ROADWAY PRODUCTION  
 CONSTRUCTION COOR.  
 STREETScape

**INFORMATION:**

DATE \_\_\_\_\_  
 REQUESTOR \_\_\_\_\_  
 COMMISSION DISTRICT NO: \_\_\_\_\_  
 RESOLUTION NO: \_\_\_\_\_  
 PBC PO NUMBER: \_\_\_\_\_

**PROJECT LOCATION/LIMITS:** \_\_\_\_\_

**PROJECT NUMBER:** \_\_\_\_\_ **BUDGET LINE ITEM:** \_\_\_\_\_  
**CONTRACT NO:** \_\_\_\_\_ **CONTRACT DATE:** \_\_\_\_\_

**CONTRACTOR/CONSULTANT/VENDOR:** \_\_\_\_\_ **VENDOR #** \_\_\_\_\_  
**CONTACT:** \_\_\_\_\_ **CONTACT PHONE NUMBER:** \_\_\_\_\_

**Details:**  
 \_\_\_\_\_  
 \_\_\_\_\_  
 \_\_\_\_\_  
 \_\_\_\_\_  
 \_\_\_\_\_

The total amount of this request, per the attached documentation, is not to exceed \$ \_\_\_\_\_

The Contractor's proposed Small Business Enterprise (SBE) goal for this project was \_\_\_\_\_%.  
 The Affirmative Procurement Initiative (API) placed on this contract was \_\_\_\_\_%.  
 The estimated SBE participation/API for this request is \_\_\_\_\_%.  
 The cumulative SBE participation/API to date for this Contract including this request is \_\_\_\_\_%.  
 The Minority/Women Owned Business Enterprise (M/WBE) API for this contract is \_\_\_\_\_%. The estimated M/WBE participation for this request is \_\_\_\_\_%. The cumulative M/WBE participation to date for this Contract including this request is \_\_\_\_\_%.

**Palm Beach County Engineering and Public Works Contact:**  
 Albert W. Hoffman \_\_\_\_\_ Director, Construction Coordination \_\_\_\_\_ 561-684-4180 \_\_\_\_\_  
 Name Title Telephone Number

**CONTRACTOR/CONSULTANT/VENDOR APPROVALS**  
 Please indicate your receipt of this request by signing and returning this original document to our office.

Please sign below and submit with invoice at the completion of the project. Project completed in compliance with Contract and Project Specifications.

\_\_\_\_\_  
 Signature Date  
 \_\_\_\_\_  
 Print Name and Title

\_\_\_\_\_  
 Signature Date  
 \_\_\_\_\_  
 Print Name and Title

**PALM BEACH COUNTY APPROVALS**  
 \_\_\_\_\_  
 Division Approval Date  
 \_\_\_\_\_  
 Deputy County Engineer Date

**BOARD APPROVAL?** No Date: \_\_\_\_\_  
 \_\_\_\_\_  
 Budget Approval Date  
 \_\_\_\_\_  
 Contract Review Committee (when required) Date



**FORM OF GUARANTEE**

BOND NO. 602-136208-8

GUARANTEE FOR (Contractor and Surety Name) Wynn & Sons Environmental Construction Co., Inc.  
and United States Fire Insurance Company

We the undersigned hereby guarantee that the Pathway and Minor Construction Continuing Services Contract (Project), Project Number 2022063, Palm Beach County, Florida, which we have constructed and bonded, has been done in accordance with the plans and specifications; that the work constructed will fulfill the requirements of the guaranties included in the Contract Documents. We agree to repair or replace any or all of our work, together with any work of others which may be damaged in so doing, that may prove to be defective in the workmanship or materials within the warranty period of one year from the date of Final Completion of all the above named work by the County of Palm Beach, State of Florida, without any expense whatsoever to said County of Palm Beach, ordinary wear and tear and unusual abuse or neglect excepted by the County. When correction work is started, it shall be carried through to completion.

In the event of our failure to acknowledge notice, and commence corrections of defective work within five (5) calendar days after being notified in writing by the Board of County Commissioners, Palm Beach County, Florida, we, collectively or separately, do hereby authorize Palm Beach County to proceed to have said defects repaired and made good at our expense and we will honor and pay the costs and charges therefore upon demand.

County and (contractor, engineer, architect as applicable) agree that the provisions of Florida Statute Chapter 558 shall not apply to this contract.

Dated \_\_\_\_\_  
(notice of completion filing date)

**SEAL AND NOTARIAL ACKNOWLEDGEMENT OF SURETY**

Wynn & Sons Environmental Construction Co., Inc. (Seal)  
(Contractor)

By: [Signature]  
(Signature)

Daniel P. Wynn president  
(Printed Name and Title)

United States Fire Insurance Company (Seal)  
(Surety)

By: [Signature]  
(Signature)

Brett A. Ragland  
Attorney-In-Fact and Florida Licensed Resident Agent  
(Printed Name and Title)

POWER OF ATTORNEY  
UNITED STATES FIRE INSURANCE COMPANY  
PRINCIPAL OFFICE - MORRISTOWN, NEW JERSEY

0261323

KNOW ALL MEN BY THESE PRESENTS: That United States Fire Insurance Company, a corporation duly organized and existing under the laws of the state of Delaware, has made, constituted and appointed, and does hereby make, constitute and appoint:

*John S. Harris, Joseph D. Johnson, Jr., Brett A. Ragland*

each, its true and lawful Attorney(s)-In-Fact, with full power and authority hereby conferred in its name, place and stead, to execute, acknowledge and deliver: Any and all bonds and undertakings of surety and other documents that the ordinary course of surety business may require, and to bind United States Fire Insurance Company thereby as fully and to the same extent as if such bonds or undertakings had been duly executed and acknowledged by the regularly elected officers of United States Fire Insurance Company at its principal office, in amounts or penalties not exceeding: **Seven Million, Five Hundred Thousand Dollars (\$7,500,000)**.

This Power of Attorney limits the act of those named therein to the bonds and undertakings specifically named therein, and they have no authority to bind United States Fire Insurance Company except in the manner and to the extent therein stated.

This Power of Attorney revokes all previous Powers of Attorney issued on behalf of the Attorneys-In-Fact named above and expires on January 31, 2024.

This Power of Attorney is granted pursuant to Article IV of the By-Laws of United States Fire Insurance Company as now in full force and effect, and consistent with Article III thereof, which Articles provide, in pertinent part:

Article IV, Execution of Instruments - Except as the Board of Directors may authorize by resolution, the Chairman of the Board, President, any Vice-President, any Assistant Vice President, the Secretary, or any Assistant Secretary shall have power on behalf of the Corporation:

(a) to execute, affix the corporate seal manually or by facsimile to, acknowledge, verify and deliver any contracts, obligations, instruments and documents whatsoever in connection with its business including, without limiting the foregoing, any bonds, guarantees, undertakings, recognizances, powers of attorney or revocations of any powers of attorney, stipulations, policies of insurance, deeds, leases, mortgages, releases, satisfactions and agency agreements;

(b) to appoint, in writing, one or more persons for any or all of the purposes mentioned in the preceding paragraph (a), including affixing the seal of the Corporation.

Article III, Officers, Section 3.11, Facsimile Signatures. The signature of any officer authorized by the Corporation to sign any bonds, guarantees, undertakings, recognizances, stipulations, powers of attorney or revocations of any powers of attorney and policies of insurance issued by the Corporation may be printed, facsimile, lithographed or otherwise produced. In addition, if and as authorized by the Board of Directors, dividend warrants or checks, or other numerous instruments similar to one another in form, may be signed by the facsimile signature or signatures, lithographed or otherwise produced, of such officer or officers of the Corporation as from time to time may be authorized to sign such instruments on behalf of the Corporation. The Corporation may continue to use for the purposes herein stated the facsimile signature of any person or persons who shall have been such officer or officers of the Corporation, notwithstanding the fact that he may have ceased to be such at the time when such instruments shall be issued.

IN WITNESS WHEREOF, United States Fire Insurance Company has caused these presents to be signed and attested by its appropriate officer and its corporate seal hereunto affixed this 28<sup>th</sup> day of September, 2021.


UNITED STATES FIRE INSURANCE COMPANY

Matthew E. Lubin, President



State of New Jersey }  
County of Morris }

On this 28<sup>th</sup> day of September, 2021, before me, a Notary public of the State of New Jersey, came the above named officer of United States Fire Insurance Company, to me personally known to be the individual and officer described herein, and acknowledged that he executed the foregoing instrument and affixed the seal of United States Fire Insurance Company thereto by the authority of his office.



Melissa H. D'Alessio

(Notary Public)

I, the undersigned officer of United States Fire Insurance Company, a Delaware corporation, do hereby certify that the original Power of Attorney of which the foregoing is a full, true and correct copy is still in force and effect and has not been revoked.

IN WITNESS WHEREOF, I have hereunto set my hand and affixed the corporate seal of United States Fire Insurance Company on the \_\_\_\_\_ day of \_\_\_\_\_ 20\_\_\_\_

UNITED STATES FIRE INSURANCE COMPANY

Alfred N. Wright, Senior Vice President



**CONSENT OF SURETY FOR FINAL PAYMENT**

BOND NUMBER: \_\_\_\_\_

PROJECT NAME: \_\_\_\_\_

PROJECT LOCATION: \_\_\_\_\_

PROJECT NUMBER: \_\_\_\_\_ CONTRACT NUMBER: \_\_\_\_\_

CONTRACT DATE: \_\_\_\_\_

In accordance with the provisions of the above named Contract between the County and the Contractor, the following named Surety Company:

\_\_\_\_\_  
[name and address of Surety]

On the PUBLIC CONSTRUCTION BOND of the following named Contractor:

\_\_\_\_\_  
[name and address of Contractor]

hereby approves of final payment by County to the Contractor, and further agrees that said final payment to the Contractor shall not relieve the Surety Company named herein of any of its obligations to the Palm Beach County, Board of County Commissioners, 301 N. Olive Avenue, West Palm Beach, Florida 33401, as set forth in said Surety Company's bond:

IN WITNESS WHEREOF, the Surety Company has hereunto set its hand and seal this \_\_\_\_\_ day of \_\_\_\_\_, 20\_\_\_\_\_.

\_\_\_\_\_  
(Attest) Witness Signature

\_\_\_\_\_  
(Name of Surety Company)

\_\_\_\_\_  
(Witness Printed Name)

\_\_\_\_\_  
(Signature of Surety's Authorized Representative)

\_\_\_\_\_  
(Printed Name and Title)

(Seal)

FINAL WAIVER AND RELEASE OF CLAIM

KNOW ALL BY THESE PRESENTS, that the undersigned, to induce the final payment in the sum of \$ \_\_\_\_\_, and other valuable considerations and benefits to the undersigned accruing does upon receipt of payment waive, release and quit claim all claims or demands of every kind whatsoever against the project, commonly known as \_\_\_\_\_ "Project", and Palm Beach County, Florida, on account of work and labor performed, and/or materials furnished in connection with the above described Project, or any part thereof.

It being understood that this is a Final Waiver and Release of Claim, and the undersigned warrants that no assignment of said claim, nor the right to perfect a claim against any real estate by virtue of the accrual of said payment, has or will be made, and the undersigned has the right to execute this Final Waiver and Release, and that all laborers employed by the undersigned in connection with the Project, to the extent of the payment herein referred to, have been fully-paid and all materials, supplies and personnel are free and clear of conditional bill of sale and/or retain title contracts.

IN WITNESS WHEREOF, I have hereunto set my hand and seal and I hereby acknowledge that the foregoing statements are true and correct this \_\_\_\_\_ day of \_\_\_\_\_, 20 \_\_\_\_.

WITNESS:

CONTRACTOR

\_\_\_\_\_  
*Signature*

\_\_\_\_\_  
*Company Name*

\_\_\_\_\_  
*Print Name*

BY \_\_\_\_\_  
*Signature*

\_\_\_\_\_  
*Print Name*

\_\_\_\_\_  
*Title*

STATE OF FLORIDA

COUNTY OF \_\_\_\_\_

The foregoing instrument was acknowledged before me by means of  physical presence or  online notarization, this \_\_\_ day of \_\_\_\_\_, 20 \_\_, by \_\_\_\_\_

as \_\_\_\_\_ for \_\_\_\_\_, on behalf  
*(title of officer/member/partner) (name of corporation/company/partnership)*

of the \_\_\_\_\_, who is  personally known to me or has  
*[choose one] corporation/company/partnership*

produced \_\_\_\_\_ (type of identification) as identification.

\_\_\_\_\_  
(Signature of Notary Public - State of Florida)

\_\_\_\_\_  
(Print, Type, or Stamp Commissioned Name of Notary Public)

Form 1

STATE OF FLORIDA  
COUNTY OF \_\_\_\_\_

Before me the undersigned authority in said county and state, personally appeared \_\_\_\_\_, who being first duly sworn, deposes and says that he is:

\_\_\_\_\_ (a) President (or Vice President) of \_\_\_\_\_ corporation authorized to do business under the laws of Florida and which Corporation is the contractor;

OR

\_\_\_\_\_ (b) a partner of the firm of \_\_\_\_\_ composed of \_\_\_\_\_ and \_\_\_\_\_, doing business under the name of \_\_\_\_\_, which firm is the contractor;

OR

\_\_\_\_\_ (c) the individual who, doing business under the trade name of \_\_\_\_\_ is the contractor,

on project No. \_\_\_\_\_, Road \_\_\_\_\_ in \_\_\_\_\_

County, Florida, under Resolution No. \_\_\_\_\_ with the County of Palm Beach dated the \_\_\_\_\_ day of \_\_\_\_\_ 20\_\_\_\_; that the deponent knows of his own knowledge that:

1. The said contract has been complied with in every particular by said contractor and that all parts of the work have been approved by the Director of Construction Coordination of the County of Palm Beach.
2. The contractor has not offered or made any gift or gratuity to, or made any financial transaction of any nature with, any employee of the Department in connection with obtaining or performing said contract.
3. All amounts payable for labor, materials or otherwise, in connection with said contract and work, have been paid except for normal sub-contract retainages, which will be satisfied upon payment and/or release of retainage withheld under this contract.
4. There are no claims or suits pending against said contractor or anyone in connection with the work done, materials furnished or otherwise under said contract, except as listed below. As to any such exception listed below, the contractor has stated the name of the entity making claim, the name of the entity against whom the claim is being made, and demonstrated below good cause as required by Section 337.11(10)(b), Florida Statutes.

(Affix Corp. Seal)

\_\_\_\_\_  
(Deponent)

\_\_\_\_\_  
(Print Name)

\_\_\_\_\_  
(Title)

CONTRACTOR: \_\_\_\_\_

PROJECT: \_\_\_\_\_

Form 2

We, the \_\_\_\_\_, having heretofore executed a performance and payment bond for the above named contractor covering the project and road described above hereby agree that the County of Palm Beach may make full payment of the final estimate, including the retained percentage, to said contractor.

It is fully understood that the granting of the right of the County of Palm Beach to make the payment of the final estimate to said contractor and/or his assignee, shall in no way relieve the surety company of its obligations under its bond, as set forth in the specifications and contract, including an amendments hereto, pertaining to the above project and road.

IN WITNESS WHEREOF, the \_\_\_\_\_ has caused the Instrument to be executed on its behalf by its \_\_\_\_\_ and/or its duly authorized attorney in fact, and its corporate seal to be hereto affixed, all on this \_\_\_\_\_ day of \_\_\_\_\_, A.D. 20\_\_\_\_.

SURETY COMPANY

(AFFIX SEAL)

BY: \_\_\_\_\_  
It's Attorney in Fact

(Power of Attorney must be attached  
if executed by Attorney in Fact)

STATE OF FLORIDA  
COUNTY OF \_\_\_\_\_

The foregoing instrument was acknowledged before me by means of  physical presence or  online notarization, this \_\_\_\_ day of \_\_\_\_\_, 20\_\_\_\_, by \_\_\_\_\_ as \_\_\_\_\_  
\_\_\_\_\_ for \_\_\_\_\_,

(e.g. attorney in fact) (name of Surety)

on behalf of said surety, and who is  personally known to me or has produced \_\_\_\_\_ (type of identification) as identification, and who acknowledges that [circle one] he/she executed said instrument for the purpose therein expressed and that [circle one] he/she has due and legal authority to execute the same on behalf of said surety

\_\_\_\_\_  
(Signature of Notary Public - State of Florida)

\_\_\_\_\_  
(Print, Type, or Stamp Commissioned Name of Notary Public)

Countersignature: \_\_\_\_\_  
Required ONLY if executed by Non Florida Resident Agent



**DISBURSEMENT OF PREVIOUS PERIODIC PAYMENTS TO SUBCONTRACTORS**

DATE: \_\_\_\_\_

PROJECT: \_\_\_\_\_

PROJECT NO: \_\_\_\_\_

TO APPLY TO MONTHLY ESTIMATE FOR \_\_\_\_\_, 20\_\_\_\_  
(Month)

\_\_\_\_\_, prime contractor for the above referenced contract, hereby certifies that all subcontractors having interest in this contract have received their pro rata share of all previous periodic payments made by the County for all work completed and materials and equipment furnished under the contract, except for \$ \_\_\_\_\_ which is in dispute with

\_\_\_\_\_ (leave blank if fully paid) as a result of back charges (attach explanation of back charges, if applicable). The term "subcontractor", as used herein, shall also include persons or firms furnishing materials, or equipment incorporated into the work or stockpiled in the vicinity of the project for which partial payment has been made by the County, and work done under equipment-rental agreements.

THIS AFFIDAVIT IS DONE WITH THE UNDERSTANDING THAT CONTRACT PAYMENTS ARE BASED ON THE TRUTH AND VERACITY OF THIS DOCUMENT AND ANY MISREPRESENTATION HEREUNDER COULD RESULT IN AN ACTION FOR BREACH OF CONTRACT AND/OR LOSS, REDUCTION, OR RETENTION OF FUTURE CONTRACT PAYMENTS.

\_\_\_\_\_  
*Contractor*

\_\_\_\_\_  
*Signature*

\_\_\_\_\_  
*Print Name*

\_\_\_\_\_  
*Title*

STATE OF FLORIDA  
COUNTY OF \_\_\_\_\_

The foregoing instrument was acknowledged before me by means of  physical presence or  online notarization, this \_\_\_ day of \_\_\_\_\_, 20\_\_\_\_, by \_\_\_\_\_ as \_\_\_\_\_ for \_\_\_\_\_, on behalf  
(title of officer/member/partner) (name of corporation/company/partnership)

of the \_\_\_\_\_, who is  personally known to me or has  
[choose one] corporation/company/partnership

produced \_\_\_\_\_ (type of identification) as identification.

\_\_\_\_\_  
(Signature of Notary Public - State of Florida)

\_\_\_\_\_  
(Print, Type, or Stamp Commissioned Name of Notary Public)  
**CONST-10**



**DISBURSEMENT OF FINAL PAYMENT TO SUBCONTRACTORS**

DATE: \_\_\_\_\_  
PROJECT: \_\_\_\_\_ PROJECT NO: \_\_\_\_\_  
TO APPLY TO FINAL ESTIMATE NO. \_\_\_\_\_, \_\_\_\_\_, 20\_\_\_\_.

\_\_\_\_\_, prime contractor for the above referenced contract, hereby certifies that all subcontractors having interest in this contract have received their pro rata share of all previous periodic payments made by the County for all work completed and materials and equipment furnished under the contract, except for \$ \_\_\_\_\_ which is in dispute with \_\_\_\_\_ (leave blank if fully paid) as a result of back charges (attach explanation of back charges if applicable). The term "subcontractor" as used herein shall also include persons or firms furnishing materials, or equipment incorporated into the work for which final payment has been made by the County, and work done under equipment-rental agreements.

The following are to be paid from the final payment:

Sub-Contractor or Supplier	Amount
Sub-Contractor or Supplier	Amount
Sub-Contractor or Supplier	Amount
Sub-Contractor or Supplier	Amount
Sub-Contractor or Supplier	Amount

(Use Attachment for Additional Sub-Contractor or Suppliers)

THIS AFFIDAVIT IS DONE WITH THE UNDERSTANDING THAT CONTRACT PAYMENTS ARE BASED ON THE TRUTH AND VERACITY OF THIS DOCUMENT AND ANY MISREPRESENTATION HEREUNDER COULD RESULT IN AN ACTION FOR BREACH OF CONTRACT AND/OR LOSS, REDUCTION OR RETENTION OF FUTURE CONTRACT PAYMENTS.

_____ Contractor	_____ By
	_____ Title

STATE OF FLORIDA  
COUNTY OF \_\_\_\_\_

The foregoing instrument was acknowledged before me by means of  physical presence or  online notarization, this \_\_\_ day of \_\_\_\_\_, 20\_\_\_\_, by \_\_\_\_\_

as \_\_\_\_\_ for \_\_\_\_\_, on behalf  
(title of officer/member/partner) (name of corporation/company/partnership)

of the \_\_\_\_\_, who is  personally known to me or has  
[choose one] corporation/company/partnership

produced \_\_\_\_\_ (type of identification) as identification.

\_\_\_\_\_  
(Signature of Notary Public - State of Florida)

\_\_\_\_\_  
(Print, Type, or Stamp Commissioned Name of Notary Public)



[Department of State](#) / [Division of Corporations](#) / [Search Records](#) / [Search by Entity Name](#) /

## Detail by Entity Name

Florida Profit Corporation

WYNN & SONS ENVIRONMENTAL CONSTRUCTION CO. INC.

### Filing Information

**Document Number** S80802  
**FEI/EIN Number** 65-0301746  
**Date Filed** 09/16/1991  
**State** FL  
**Status** ACTIVE

### Principal Address

7268 BELVEDERE RD  
W PALM BEACH, FL 33411

Changed: 02/05/1998

### Mailing Address

7268 BELVEDERE RD  
W PALM BEACH, FL 33411

Changed: 02/15/2010

### Registered Agent Name & Address

WYNN, DANIEL P  
7268 BELVEDERE RD  
W PALM BEACH, FL 33411

Name Changed: 04/29/2009

Address Changed: 08/19/2008

### Officer/Director Detail

#### **Name & Address**

Title P

WYNN, DANIEL  
7268 BELVEDERE RD.  
WEST PALM BEACH, FL 33411

### Annual Reports



## Welcome to Palm Beach County's Vendor Self-Service (VSS) Registration System

As a registered vendor with Palm Beach County, VSS provides you with the following features:

**Business Opportunities:** Construction & Non-Construction Solicitations; Email Notifications of Business Opportunities; Public Access to Business Opportunities

**Financial Transactions:** View Payment History; Review Currently Held Master Agreements

**Vendor Account Maintenance:** Addresses; Contacts; Commodity Code Selections (vendors must select NIGP Commodity Codes for the good(s) and/or service(s) they provide in order to receive email notifications of business opportunities with Palm Beach County.)

**Office of Equal Business Opportunity:** Small/Minority/Woman Owned Business Enterprise (S/M/WBE) are encouraged to click on the Office of Equal Opportunity (OEBO) link above to learn how to certify their business with Palm Beach County. ALL vendors must be registered in VSS **PRIOR TO** beginning the S/M/WBE Certification process.

For best utilization of the VSS Registration System, please ensure pop-up blockers are disabled and you are using one of the following certified browsers: Microsoft Edge, Firefox, Safari, or Google Chrome to complete the Vendor Registration.

For assistance in registering, please use the *VSS New Registration User Guide* to guide you through the registration process. If you are a current vendor, but have not activated your VSS account, please use the *VSS Activate Existing Account User Guide* to complete your account activation.

If you need further assistance, or have questions, **Palm Beach County VSS Assistance** is available Monday through Friday, 8:00am-5:00pm EST and can be reached by calling (561) 616-6800 or email at [PBCVendor@pbcgov.org](mailto:PBCVendor@pbcgov.org).

Thank you for your interest in doing business with Palm Beach County. We look forward to working with you.

### Announcements

06/02/2021  
ATTENTION VENDORS -

If you are a landlord working with the Community Services Department for rental assistance on behalf of your tenant, please contact 355-4792 or e-mail [CSDLandlord@pbcgov.org](mailto:CSDLandlord@pbcgov.org) for assistance.

04/23/2020  
ATTENTION VENDORS -

Beginning February 3, 2020, ALL Vendors

### User Guides and Forms

Click on a form below to either save it to your desktop or open it in Adobe.

 [VSS Quick Reference Guide for Solicitations](#)

[Privacy Report](#)

[Purchasing Website](#)

[OEBO Website](#)

[PBC Vendor Directory](#)

[Navigating Solicitations in VSS Video](#)



User ID

rick12105

Password

\*\*\*\*\*

[Login](#)

[Password Reset](#)

Click the Register button to register a new or existing account.

[Register](#)

[Public Access](#)



From: Erin Rodriguez  
Sent: Tuesday, October 25, 2022 12:32 PM  
To: Lindsey Wynn <lwynnandsons@yahoo.com>  
Cc: rwynnandsons@yahoo.com  
Subject: RE: Atlantic Employee Screening - e-Verify

Hi Lindsey,

Your account is set up for the e-verify. Let me know if you are interested in any other background screening products to add to your account.

I am attaching a quick reference guide to get you logged on initially. Here are your credentials:

Username: lwynn (all lowercase)  
Password: lindseywynn1231 (all lowercase)

Please let me know if anyone else needs to be added.

Since your account is only set up for e-verify at this time, once you log in, you'll want to hover over UTILITIES and click on Form 9 Compliance. You can then select e-verify request to start a new request. If anything goes to pending, it will be under e-verify pending, and all completed e-verify will be stored under e-verify archive. Please let me know if you require any assistance.

I am attaching the pdfs for you as well, now that you perform e-verify services.

Thank you,

*Erin Rodriguez*

Vice President  
Atlantic Employee Screening  
erodriguez@atlanticscreening.com  
561-776-1804 x6011 – phone  
561-776-1565 – fax

We have moved! Please update our address to:  
Atlantic Employee Screening  
8895 N Military Trail #301D