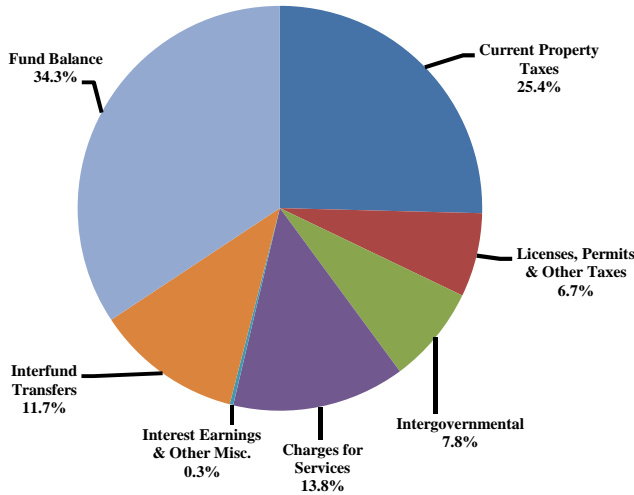
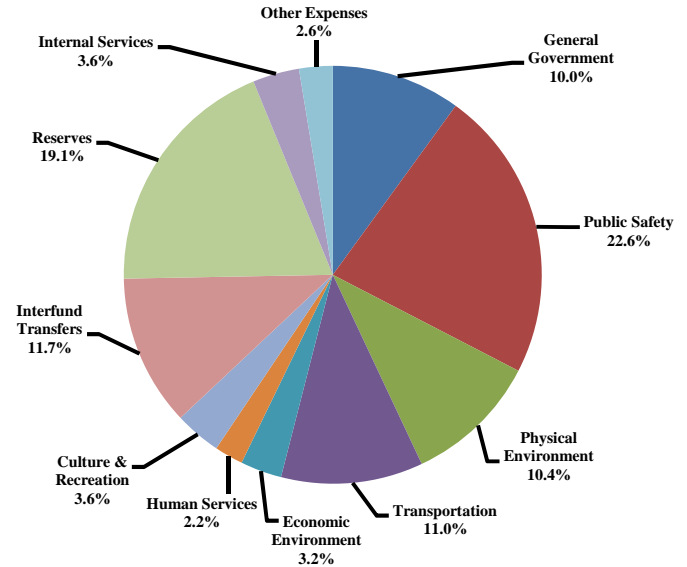




Where the Money Comes From
Total of all Funds \$4,055,508,680



Where the Money Goes
Total of all Funds \$4,055,508,680



Palm Beach County Revenues (in millions)

	FY 2015	FY 2016	% Change
Current Property Taxes	\$953.9	\$1,033.7	8.4%
Licenses, Permits & Other Taxes	253.5	271.6	7.1%
Intergovernmental	287.6	314.6	9.4%
Charges for Services	535.7	558.3	4.2%
Interest & Other Misc.	29.3	13.8	-52.9%
Interfund Transfers	507.3	474.3	-6.5%
Fund Balance	1,402.4	1,389.2	-0.9%
Total	\$3,969.7	\$4,055.5	2.16%

Palm Beach County Expenditures (in millions)

	FY 2015	FY 2016	% Change
General Government	\$308.5	\$407.0	31.9%
Public Safety	885.7	916.7	3.5%
Physical Environment	371.7	423.2	13.9%
Transportation	472.3	445.4	-5.7%
Economic Environment	108.0	128.6	19.1%
Human Services	86.0	87.5	1.7%
Culture/Recreation	137.9	145.0	5.1%
Interfund Transfers	507.3	474.3	-6.5%
Reserves	811.2	776.2	-4.3%
Internal Services	144.1	145.6	1.0%
Other Expenses	137.0	106.0	-22.6%
Total	\$3,969.7	\$4,055.5	2.16%

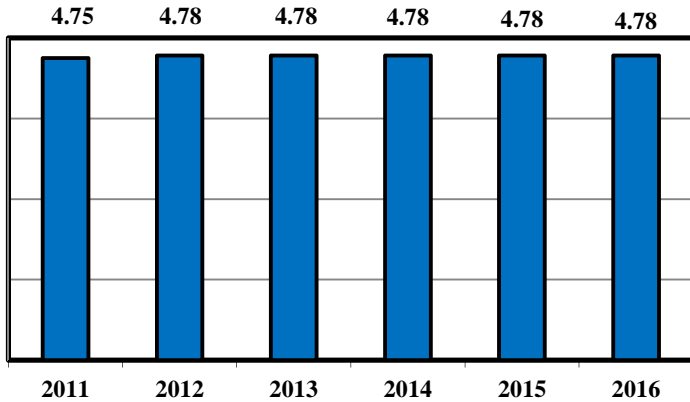
Decrease in Interest and Other Miscellaneous revenue is due to the \$5 million in spending of TSA funding received for baggage system improvements, and \$4.4 million due to the a change in how FPL contributions for Water Utilities debt service obligations are recorded. The FPL contributions are now included in the Charges for Services section.

Amounts shown for reserves are all budgeted reserves including enterprise, special revenue funds and unspent bond proceeds which are legally restricted as to their use. Undesignated reserves for the general fund for FY 2016 are \$91 million; 7.7% of the total fund budget. This is below the County's policy level of 8%. The availability of reserves for use in a financial emergency is one indication that a government is financially strong.

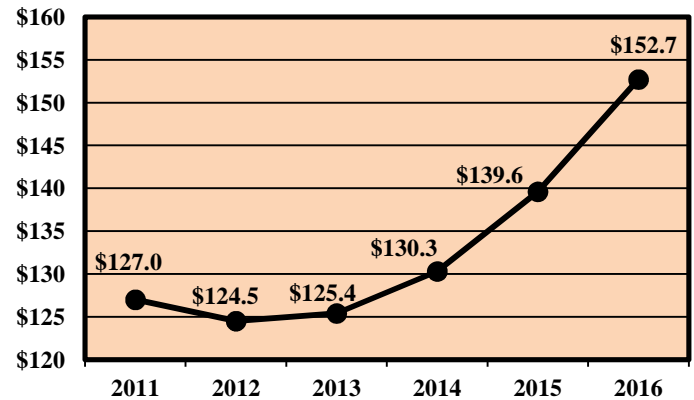
Significant changes in Palm Beach County expenditures include a decrease in Other Expenses as a result of several debt service issuances reaching maturity during FY 2015, and a decrease in Transportation due to the purchase of Palm Tran Connection vehicles in FY 2015. The increase in General Government is attributable to the \$56 million Convention Center Parking Garage budget from bond proceeds, \$27.6 million for the P25 Radio System Migration, as well as, various countywide building repairs and improvement projects.



Countywide Operating Millage History
(tax per \$1,000 in taxable value)

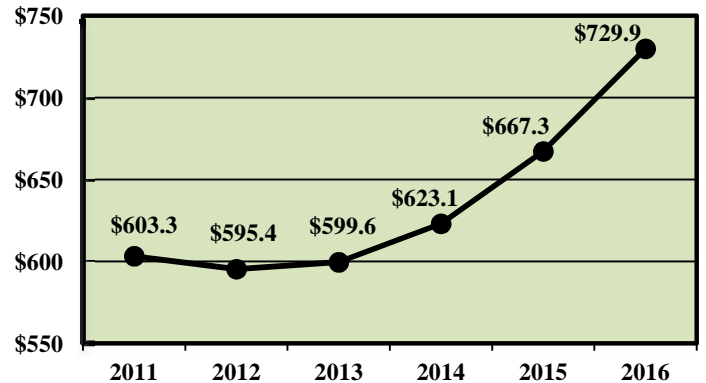


Taxable Values History
(in billions)



Taxing District	Millage Rate
Countywide	4.7815
Library District	0.5491
Fire Rescue:	
Main MSTU	3.4581
Jupiter MSTU	1.9823
Countywide Voted Debt	0.1462
Library District Voted Debt	0.0494

Countywide Ad Valorem Tax History
(in millions)



The Palm Beach County Board of County Commissioners approved a budget with a property tax rate of 4.7815 per \$1,000 of taxable value, which is 0.3374 above the calculated rollback rate. Florida Statutes limit the countywide millage rate to a maximum of 10 mills, excluding voter approved debt service millage rates.

A total of 11,029 positions are included in the FY 2016 budget: BCC 6,214; Sheriff 4,032; Tax Collector 315; Property Appraiser 257; Clerk & Comptroller 137; Supervisor of Elections 46 and Judicial 28.

Since FY 2008, County departments added 584 positions (Fire Rescue mergers, Glades Utility Authority, Inspector General, Commission on Ethics and grant funded programs) and eliminated 1,364 positions from other County programs. During this same time, Constitutionals added 416 positions (Sheriff 341 and Tax Collector 41) and eliminated 171 positions (121 were for the Sheriff). In FY 2009, the Sheriff contracted to provide law enforcement services to the City of Lake Worth.

For the FY 2016 budget, County departments maintained the same service levels as last year through implementation of efficiencies and privatization efforts. The Sheriff's budget is funded at \$555,836,939 and is a 4.6% increase compared to FY 2015. The Sheriff is projected to return \$7.1 million in excess fees in FY 2015, including capital equipment carry forward of \$2,093,956.

Of the \$19.1 million in new ad valorem funded capital projects for FY 2016, \$0.75 million is for environmental restoration, \$11.3 million is for repair and renovation of County buildings, \$6.0 million is for Information Technology Systems replacement and enhancements, and \$1 million is for Parks & Recreation. In addition to these projects, Airports and Water Utilities capital projects are ongoing, as are projects funded by bond issues and impact fees.

County Commission

Hal R. Valeche Paulette Burdick Shelley Vana Steven L. Abrams Mary Lou Berger Melissa McKinlay Priscilla A. Taylor

County Administrator

Verdenia C. Baker