



Monthly Infrastructure Sales Tax Project Report

Large Cap Projects

Data Date: 1/15/2026

Report Date: 1/31/2026

DESCRIPTION/TEAM

Project Title: Headquarters R&R

Project Number: 11206
 BCC District: 03
 Delivery Method: Construction Management
 Category: S06-Sheriff - FDO
 Status: Close Out
 Designer: Leo Daly
 Contractor: Kast Construction
 Project Manager: Terri Wolfe

SCOPE

The project consists of the exterior hardening of the entire building consisting of new exterior walls, impact resistant doors and windows, roof replacement and structural tie-ins as well as the R&R of all major building systems and interior renovation of approx. 75% of the building. As part of the project, the Board has also approved the temp. relocation of employees occupying approx. 70% of the space to ensure continuity of operations during the construction, reduce the overall duration of the project and therefore total project cost. This project is funded in:
 FY 2017 IST \$1,600,000, FY 2019 IST \$11,047,000
 FY 2020 IST \$10,835,000, FY 2021 IST \$17,620,000
 FY 2022 IST \$6,577,994
 Ad Valorem Fund Allocated to date \$8,953,189

PHOTO



SCHEDULE SUMMARY

	Original	Actual
Project Start	3/14/2016	3/14/2016
Design Start	5/9/2017	5/9/2017
Construction Start	1/31/2019	3/22/2021
Substantial Completion	8/23/2022	12/8/2023
Project Completion	3/24/2023	

PARTICIPATION

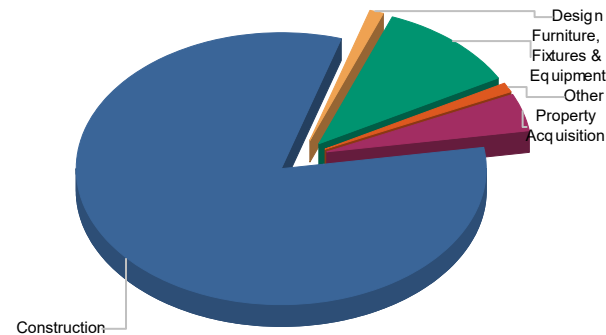
Consultant

SBE 24.71%
 Local 100%

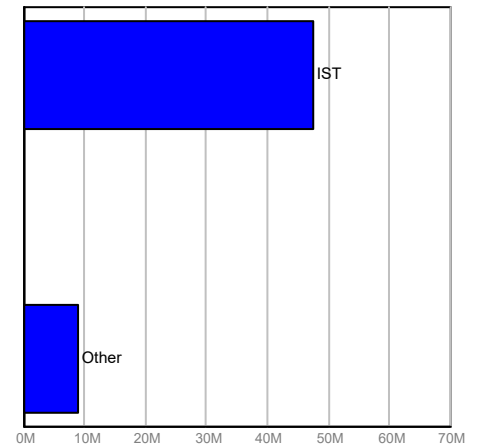
Contractor

SBE 12.75%
 Local 100%

FUNDING



Current Budget



Fund Source

FINANCIAL SUMMARY

	Project Budget	Committed	% Committed	Paid To Date
	A	B	C=B/A	D
Property Acquisition	\$2,537,653	\$2,478,256	97.66%	\$2,537,653
Design	\$667,425	\$83,588	12.52%	\$83,588
Construction	\$46,514,675	\$45,679,256	98.20%	\$45,672,332
Furniture, Fixtures & Equipment	\$6,365,963	\$5,381,821	84.54%	\$5,304,157
Other	\$544,108	\$469,421	86.27%	\$417,736
TOTAL	\$56,629,824	\$54,092,343	95.52%	\$54,015,467

NOTES

Final pay application #41 is still pending release, with no further communication from Kast regarding the October 23, 2025 meeting to resolve the missing fire alarm close-out document, for which a code compliant solution was never documented or permitted.



Monthly Infrastructure Sales Tax Project Report

Large Cap Projects

Data Date: 1/15/2026

Report Date: 1/31/2026

DESCRIPTION/TEAM

Project Title: Ocean Inlet Park and Marina Renovation

Project Number: 13367

BCC District: 04

Delivery Method: Hard Bid

Category: P08-Public Building Repair Replacement & Expans

Status: Construction

Designer: Alan Gerwig & Associates, Inc.

Contractor: Poseidon

Project Manager: Rich Avery

SCOPE

The project consists of the replacement of marina components as well as new components including bulkhead wall, floating docks, floating finger docks, fixed dock, boat lifts, floating wave attenuator, landscaping, and replacement of the current Marina/Restroom and concession buildings. The project will be constructed in two phases. Phase one will consist of marina bulkhead, dock reconstruction and wave attenuator construction. The remaining scope to be completed during phase 2.

Total available funding for this project consists of \$2,500,000 FY18 IST funds, \$2,500,000 FY20 Find Grant funds, \$3,200,000 FY23 IST funds, and \$5,408,000 FY24 IST funds.

PHOTO



SCHEDULE SUMMARY

	Original	Actual
Phase I Start	2/5/2018	2/4/2018
Design Start	10/22/2018	10/22/2018
Construction Start	12/3/2019	11/1/2021
Substantial Completion	11/1/2022	7/8/2024

PARTICIPATION

Consultant

SBE 82.50%

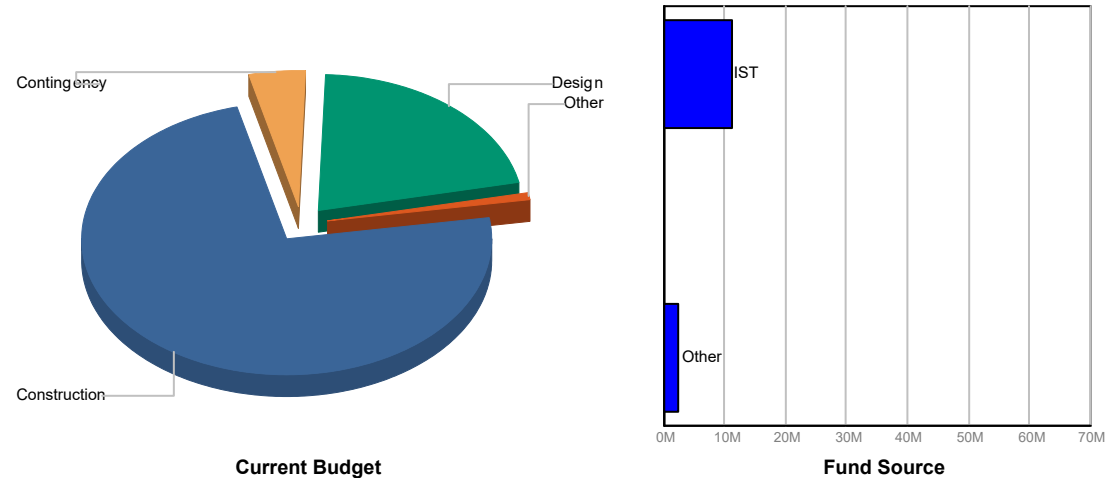
Local 100%

Contractor

SBE 92.67

Local 92.67

FUNDING



FINANCIAL SUMMARY

	Project Budget	Committed	% Committed	Paid To Date
	A	B	C=B/A	D
Design	\$2,900,600	\$355,555	12.26%	\$310,290
Construction	\$10,027,806	\$1,811,636	18.07%	\$1,701,443
Other	\$108,500	\$136,715	126.00%	\$136,702
Contingency	\$600,000	\$0	0.00%	\$0
TOTAL	\$13,636,906	\$2,303,906	16.89%	\$2,148,435

NOTES

Phase 1 of the project was divided into two sub phases, Phase 1 A and Phase 1B. Phase 1A, which is substantially complete, consists of the bulkhead wall replacement, municipal dock and boat lifts replacement, and installation of a floating day use dock. There are safety concerns with the floating day use dock that has yet to be resolved which, until resolved, prevents moving forward with Phase 1B. Phase 1B consists of the installation of a main floating marina dock, and a wave attenuator. CID is addressing the contractor's pay application issues and disputed change orders. Negotiations with the design consultant continue for a redesign of the floating day dock due to safety concerns from extreme wake conditions, and a new fixed dock is proposed.



Monthly Infrastructure Sales Tax Project Report

Large Cap Projects

Data Date: 1/15/2026

Report Date: 1/31/2026

DESCRIPTION/TEAM

Project Title: Evidence Building

Project Number: 14218
 BCC District: 03
 Delivery Method: Construction Management
 Category: S06-Sheriff - FDO
 Status: Construction
 Designer: Leo Daly
 Contractor: Pirtle Construction
 Project Manager: Jeffrey Halverson

SCOPE

The project includes construction of a new two-story, 87,000 GSF Evidence Storage, Crime Scene, and Crime Lab Facility, along with a 12,000 GSF metal building for impounded vehicle storage. The main facility will support the Sheriff's Office by housing seized property, administrative offices, evidence processing, and forensic operations. Security features include monitored cameras, motion detectors, and restricted electronic access logging. The site spans 16 acres and will feature secure garage bays capable of storing large vehicles (up to 56' trailers), public and staff parking, and a fenced, gated impound lot with 350 surface spaces. IST Funding: FY17: \$4,395,000, FY18: \$13,202,000, FY19: \$3,739,540, FY25: \$3.53M, and Other Funds: \$10,217,539.50.

PHOTO



Palm Beach County Sheriff's Office Forensic Facility



SCHEDULE SUMMARY

	Original	Actual
Project Start	3/30/2016	12/21/2016
Design Start	6/28/2017	6/28/2017
Construction Start	7/5/2018	4/29/2019
Substantial Completion	11/5/2019	10/30/2020
Project Completion	11/26/2019	

PARTICIPATION

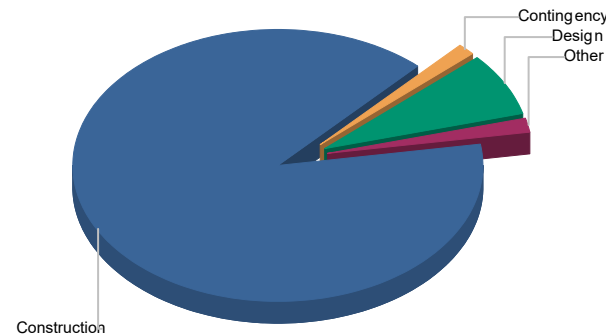
Consultant

SBE 33.21%
 Local 78.96%

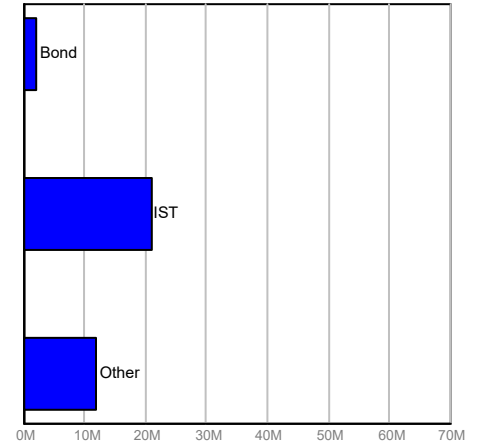
Contractor

SBE 21.60%
 Local 55%

FUNDING



Current Budget



Fund Source

FINANCIAL SUMMARY

	Project Budget	Committed	% Committed	Paid To Date
	A	B	C=B/A	D
Design	\$2,656,516	\$2,576,516	96.99%	\$2,478,377
Construction	\$31,333,137	\$27,851,671	88.89%	\$27,567,931
Furniture, Fixtures & Equipment	\$0	\$0	0.00%	\$0
Other	\$602,158	\$602,158	100.00%	\$602,158
Contingency	\$492,268	\$492,268	100.00%	\$492,268
TOTAL	\$35,084,079	\$31,522,612	89.85%	\$31,140,734

NOTES

Construction of the cooler infrastructure is progressing. Electrical drawings have been received for permitting for the HVAC additions to the lab and garage, and the work will be bid among the annual contractors.



Monthly Infrastructure Sales Tax Project Report

Large Cap Projects

Data Date: 1/15/2026

Report Date: 1/31/2026

DESCRIPTION/TEAM

Project Title: CR 880 Canal Bank Stabilization

Project Number: 1448
 BCC District: 06
 Delivery Method: Bid Contract Award
 Category: C02-CR 880 Canal Bank Stabilization
 Status: Construction
 Designer: Wantman Group
 Contractor: Dickerson Florida, Inc.
 Project Manager: Holly Knight

SCOPE

This project will repair, restore, and stabilize the embankment along a portion of County Road 880. The South Florida Water Management District's L-13 Canal parallels and is very close to County Road 880. The embankment area for County Road 880 to the canal is minimal. The undermining of the County Road 880 embankment continues due to storm events and increased South Florida Water Management District pumping and has progressively deteriorated. Repair of the embankment is necessary to prevent the eventual collapse of County Road 880 and to ensure the integrity of County Road 880 and provide a safe roadway for the public.
 IST Funds: FY17 \$1,000,000 FY18 \$2,000,000 FY24 \$2,000,000.

PHOTO



SCHEDULE SUMMARY

	Original	Actual
Construction Notice to Proceed	6/5/2017	6/5/2017
Phase III Construction Complete	11/2/2017	10/20/2017
Phase IV-Construction Notice to Proceed	6/1/2018	7/9/2018
Phase IV-Construction Complete	12/1/2018	3/27/2019
Phase V-Construction Notice to Proceed	6/1/2019	7/1/2019
Phase V-Construction Complete	12/1/2019	11/20/2019

PARTICIPATION

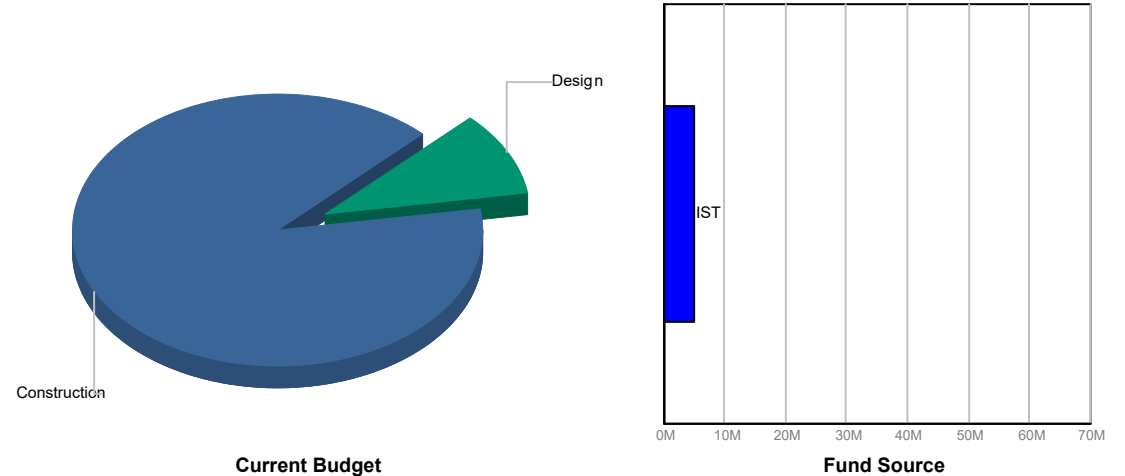
Consultant

SBE 15%
 Local 100%

Contractor

SBE 23.4%
 Local 23.4%

FUNDING



FINANCIAL SUMMARY

	Project Budget	Committed	% Committed	Paid To Date
	A	B	C=B/A	D
Design	\$500,000	\$75,698	15.14%	\$75,698
Construction	\$4,500,000	\$2,544,219	56.54%	\$2,318,489
Contingency	\$0	\$0	0.00%	\$0
TOTAL	\$5,000,000	\$2,619,917	52.40%	\$2,394,188

NOTES

Phases I and II (constructing adjacent locations) were completed in FY 2015 and FY 2016 using non-IST funding. Phase III construction is funded at \$1,000,000 in FY 2017. Construction for Phases IV & V are funded at \$2,000,000 in FY 2018. Construction is complete for Phases III, IV and V. Phase VI construction is delayed pending design review/revision and bid process.



Monthly Infrastructure Sales Tax Project Report

Large Cap Projects

Data Date: 1/15/2026

Report Date: 1/31/2026

DESCRIPTION/TEAM

Project Title: 6th Ave. So. over Lake Osborne (LWDD E-4 Canal)(S Br/ East bound) (934307)
Project Number: 1464
BCC District: 03
Delivery Method: Design CCNA
Category: B08-Bridge Replacements
Status: Close Out
Designer: Stantec
Contractor: Ranger
Project Manager: Will Carey

SCOPE

This project will replace an existing bridge that was built over 50 years ago. The new bridge will improve traffic safety (lane widths, bike lanes and barrier walls), improve roadway drainage, and enhance pedestrian sidewalk safety. The new bridge will also provide greater vertical clearance.

PHOTO



SCHEDULE SUMMARY

	Original	Actual
Design Contract Notice to Proceed	7/17/2018	7/17/2018
Design Completion	12/1/2020	2/14/2021
Construction Bid Date	3/1/2021	5/4/2021
Construction Start	12/1/2021	2/14/2022
Construction Complete	5/1/2024	9/30/2025

PARTICIPATION

Consultant

SBE 25%

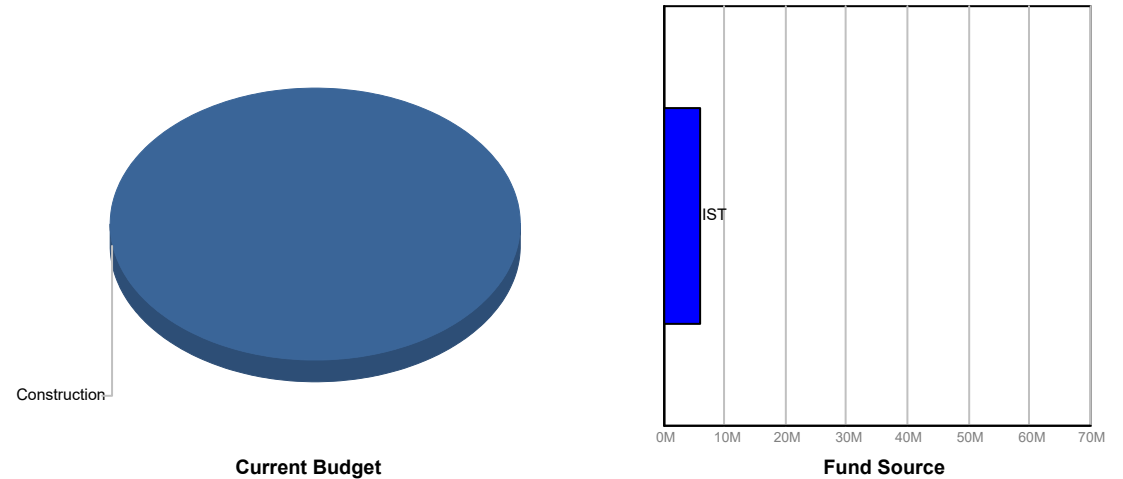
Local 100%

Contractor

SBE 11%

Local 100%

FUNDING



FINANCIAL SUMMARY

	Project Budget	Committed	% Committed	Paid To Date
	A	B	C=B/A	D
Construction	\$6,000,000	\$5,907,670	98.46%	\$5,761,982
TOTAL	\$6,000,000	\$5,907,670	98.46%	\$5,761,982

NOTES

This project is funded with 5-Year Road Program (RP) funding and IST funding. Design (using RP funds) is complete. The project was bid on 5/4/21 - with low bid of \$11.1m. The IST partially funds the construction of the project at \$6m in FY 2020. Construction is complete - working on closing documents.



Monthly Infrastructure Sales Tax Project Report

Large Cap Projects

Data Date: 1/15/2026

Report Date: 1/31/2026

DESCRIPTION/TEAM

Project Title: CR 880 (Old SR 80) Over C-51 Canal (930940)
Project Number: 1480
BCC District: 06
Delivery Method: Design CCNA
Category: B08-Bridge Replacements
Status: Design
Designer: Alan Gerwig & Assoc.
Contractor: TBD (Bid)
Project Manager: Maroun Azzi

SCOPE

This project will replace an existing bridge that was built over 80 years ago. The new bridge will improve traffic safety (lane widths and vehicle barrier walls). The current bridge is weight restricted.

PHOTO



SCHEDULE SUMMARY

	Original	Actual
Design Contract Notice to Proceed	11/9/2018	11/9/2018
Design Completion	12/1/2026	
Construction Bid Date	4/1/2027	
Construction Start	9/1/2027	
Construction Complete	6/1/2029	

PARTICIPATION

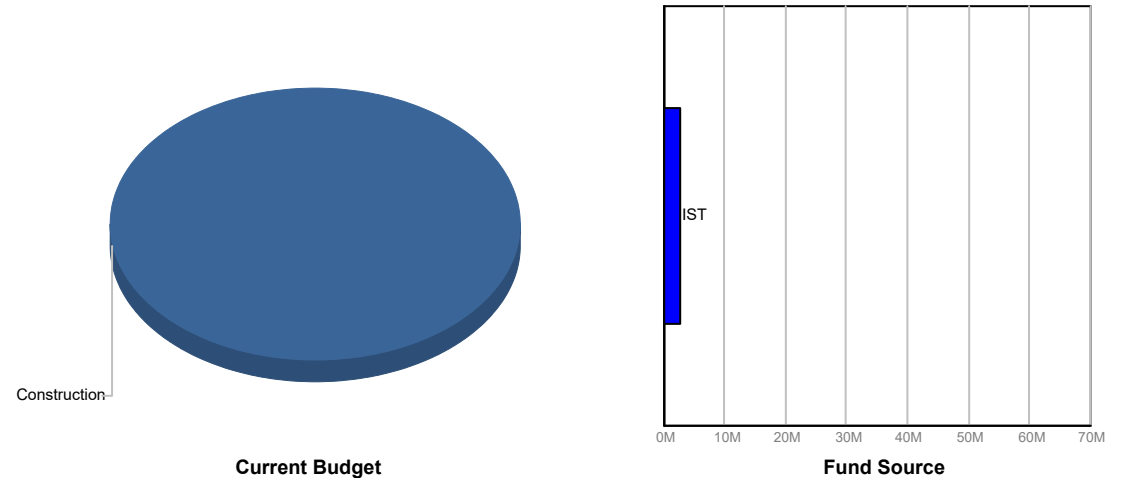
Consultant

SBE 94.3%
Local 100%

Contractor

SBE TBD
Local TBD

FUNDING



FINANCIAL SUMMARY

	Project Budget	Committed	% Committed	Paid To Date
	A	B	C=B/A	D
Construction	\$2,700,000	\$13,710	0.51%	\$13,710
TOTAL	\$2,700,000	\$13,710	0.51%	\$13,710

NOTES

This project is funded with 5-Year Road Program (RP) funding and IST funding. Design (using 5-Year RP funds) is ongoing (80% complete). The construction of the project is currently estimated at \$5.8m. The IST partially funds the construction of the project at \$2.7m in FY 2019. The project is currently scheduled to begin construction in late FY27. The scheduled dates have been revised to depict design and permitting delays.



Monthly Infrastructure Sales Tax Project Report

Large Cap Projects

Data Date: 1/15/2026

Report Date: 1/31/2026

DESCRIPTION/TEAM

Project Title: Main Detention Center Electronics

Project Number: 15218
BCC District: 03
Delivery Method: Construction Management
Category: S06-Sheriff - FDO
Status: Construction
Designer: Leo A. Daly
Contractor: Hedrick Brothers Construction
Project Manager: Jeffrey Halverson

SCOPE

Phase II - Electronics for the South, East, and West Towers at the Main Detention Center, which have continually operated since the early 1980's. These systems include door controls, intercom, nurse's call system, CCTV, upgrade of EST3 software for fire alarm and new infrastructure for the future expansion of the CCTV system.
Main Detention Center Electronics (B594) IST Funding
FY 2017 IST \$5,600,000
FY 2018 IST \$4,700,000
FY 2024 IST \$ 1,256,600
Ad Valorem \$1,021,161

PHOTO



SCHEDULE SUMMARY

	Original	Actual
Project Start	7/9/2015	6/9/2015
Design Start	6/21/2016	6/21/2016
Construction Start	3/19/2018	5/17/2018
Substantial Completion	3/15/2022	8/10/2020
Project Completion	6/30/2022	

PARTICIPATION

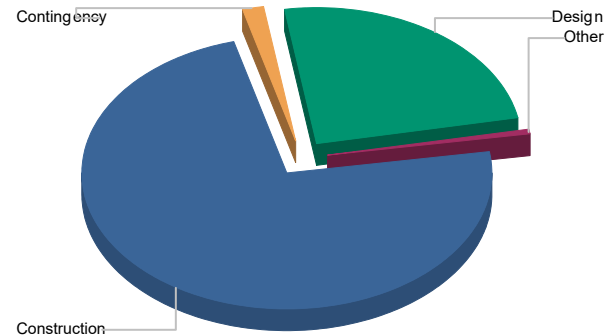
Consultant

SBE 22.60%
Local 67%

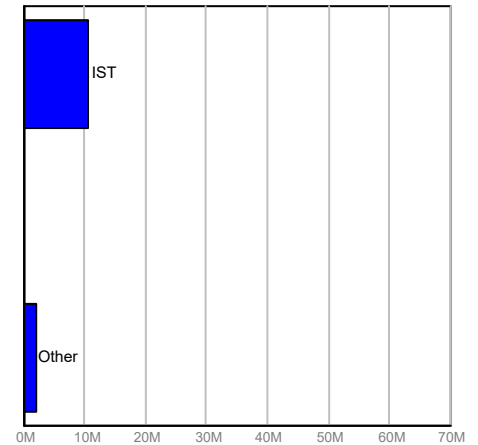
Contractor

SBE 76.79%
Local 80%

FUNDING



Current Budget



Fund Source

FINANCIAL SUMMARY

	Project Budget	Committed	% Committed	Paid To Date
	A	B	C=B/A	D
Design	\$3,096,507	\$3,053,730	98.62%	\$2,933,781
Construction	\$9,210,331	\$7,227,727	78.47%	\$7,227,727
Furniture, Fixtures & Equipment	\$0	\$0	0.00%	\$0
Other	\$55,740	\$62,260	111.70%	\$62,260
Contingency	\$215,183	\$0	0.00%	\$0
TOTAL	\$12,577,761	\$10,343,717	82.24%	\$10,223,768

NOTES

The fire alarm system is now approaching end of life, and the remaining funds will be used for its replacement. Upgrading of the fire alarm system is currently being priced to upgrade from an EST-3 to EST-4 fire alarm panel.



Monthly Infrastructure Sales Tax Project Report

Large Cap Projects

Data Date: 1/15/2026

Report Date: 1/31/2026

DESCRIPTION/TEAM

Project Title: Palm Beach Lakes Blvd over FEC R/R

Project Number: 1532
 BCC District: 07
 Delivery Method: Design CCNA
 Category: B04-Bridge Modifications
 Status: Design
 Designer: HNTB Corporation
 Contractor: TBD
 Project Manager: Maroun Azzi

SCOPE

This project will rehabilitate an existing bridge that was built over 50 years ago. The project will improve traffic safety (lane widths, pedestrian barrier, railings) and may involve other improvements such as shoulders, bike lanes, and sidewalks.
 FY 2017 IST \$1,500,000
 FY 2021 IST \$4,500,000
 FY 2025 IST \$8,300,000

PHOTO



SCHEDULE SUMMARY

	Original	Actual
Project Start	9/30/2017	9/30/2017
Consultant Procurement Finish	9/3/2019	12/1/2019
Study Start	4/7/2020	4/7/2020
Design Complete	8/1/2027	
Permit Application	6/1/2026	
Permit Issued	6/25/2027	
Construction Start	2/1/2028	
Construction Complete	2/1/2030	
Study Complete	5/1/2022	4/1/2022
Design Start	4/1/2023	5/10/2023

PARTICIPATION

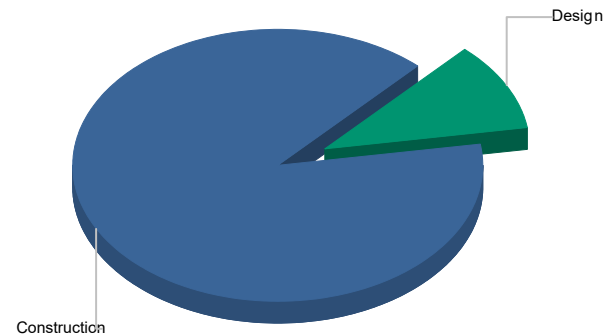
Consultant

SBE 36.5%
 Local 96%

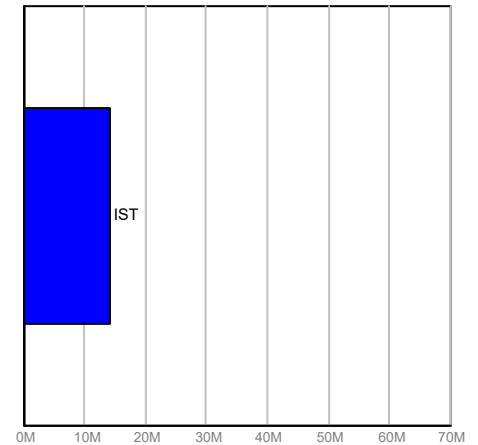
Contractor

SBE TBD
 Local TBD

FUNDING



Current Budget



Fund Source

FINANCIAL SUMMARY

	Project Budget	Committed	% Committed	Paid To Date
	A	B	C=B/A	D
Design	\$1,500,000	\$1,608,316	107.22%	\$630,997
Construction	\$12,800,000	\$105,733	0.83%	\$105,733
Other	\$0	\$15,327	0.00%	\$15,327
Contingency	\$0	\$0	0.00%	\$0
TOTAL	\$14,300,000	\$1,729,376	12.09%	\$752,058

NOTES

Initial coordination has been completed with stakeholders including the City of West Palm Beach and the Community Redevelopment Agency to determine scope and design parameters for the rehabilitation of the bridge superstructure. Design is ongoing (45% complete). The scheduled dates have been revised to depict coordination, planning, and scope delays.



Monthly Infrastructure Sales Tax Project Report

Large Cap Projects

Data Date: 1/15/2026

Report Date: 1/31/2026

DESCRIPTION/TEAM

Project Title: Sections of Jog Road

Project Number: 1537
BCC District: Multiple
Delivery Method: Annual Striping Contract
Category: S16-Striping
Status: Construction
Designer: N/A
Contractor: Oglesby Const., Inc.
Project Manager: Larry Kelly

SCOPE

This project consists of restriping sections of Jog Road.

FY 2017 \$350,000
FY 2021 \$150,000
FY 2022 \$100,000
FY 2023 \$100,000
FY 2024 \$200,000
FY 2026 \$200,000

PHOTO



SCHEDULE SUMMARY

	Original	Actual
Summit to Gun Club Complete	9/20/2017	9/20/2017
PGA to Hood Complete	10/31/2017	10/31/2017
10th Avenue N. to Summit Complete	1/22/2018	1/22/2018
Wallis to Roebuck Complete	3/7/2018	3/7/2018
Gateway to S. of Hypoluxo Complete	12/17/2018	10/18/2018
Glades to NW 55th St.	3/19/2019	3/19/2019
Hood to Donald Ross	12/2/2020	12/12/2020
N. Oriole to Lake Ida	4/3/2021	3/9/2021
Beeline to Northlake	5/11/2023	5/11/2023
Yamato to Clint Moore	11/3/2023	11/3/2023
45th Street to Beeline	2/7/2025	2/7/2025

PARTICIPATION

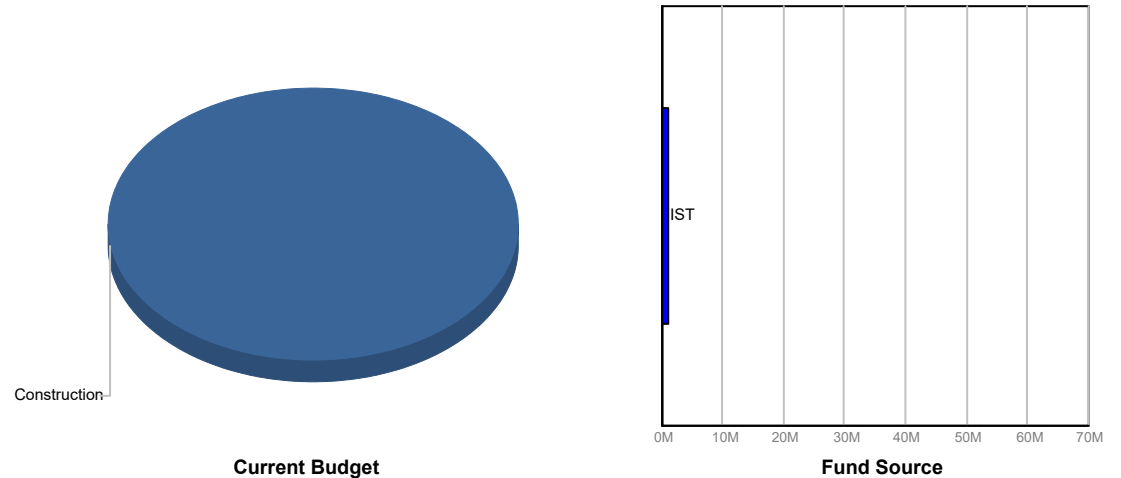
Consultant

SBE N/A
Local N/A

Contractor

SBE 61%
Local 61%

FUNDING



FINANCIAL SUMMARY

	Project Budget	Committed	% Committed	Paid To Date
	A	B	C=B/A	D
Design	\$0	\$0	0.00%	\$0
Construction	\$1,100,000	\$518,413	47.13%	\$494,448
Contingency	\$0	\$0	0.00%	\$0
TOTAL	\$1,100,000	\$518,413	47.13%	\$494,448

NOTES

Jog Road is a North-South major County thoroughfare. This project consists of re-striping sections of Jog Road. Restriping continues on an as needed basis.



Monthly Infrastructure Sales Tax Project Report

Large Cap Projects

Data Date: 1/15/2026

Report Date: 1/31/2026

DESCRIPTION/TEAM

Project Title: CR 880

Project Number: 1539
BCC District: 06
Delivery Method: Annual Construction Contract
Category: R04-Resurfacing
Status: Construction
Designer: N/A
Contractor: COMMUNITY ASPHALT CORP
Project Manager: Darren Prainito

SCOPE

Resurfacing approximately 2.5 miles (5 lane miles) of a portion of County Road 880 from Main Street to S.R. 80 each year.
IST Funded: FY17 \$300K, FY18 \$300K, FY19 \$300K, FY20 \$300K, FY21 \$300K, FY22 \$400K, FY23 \$350K, FY24 \$350K, FY25 \$350K and FY26 \$350K

PHOTO



SCHEDULE SUMMARY

	Original	Actual
FY 2017 Construction Complete	12/22/2017	12/22/2017
FY 2018 Construction Complete	12/7/2018	11/30/2018
FY 2019 Construction Complete	12/31/2019	11/1/2019
FY 2020 Construction Complete	12/18/2020	12/3/2020
FY 2021 Construction Complete	12/17/2021	10/5/2021
FY 2022 Construction Complete	12/16/2022	7/14/2022
FY 2023 Construction Complete	12/15/2023	11/28/2023
FY 2024 Construction Complete	12/24/2024	1/17/2025
FY 2025 Construction Complete	12/24/2025	12/5/2025
FY 2026 Construction Complete	12/25/2026	

PARTICIPATION

Consultant

SBE N/A

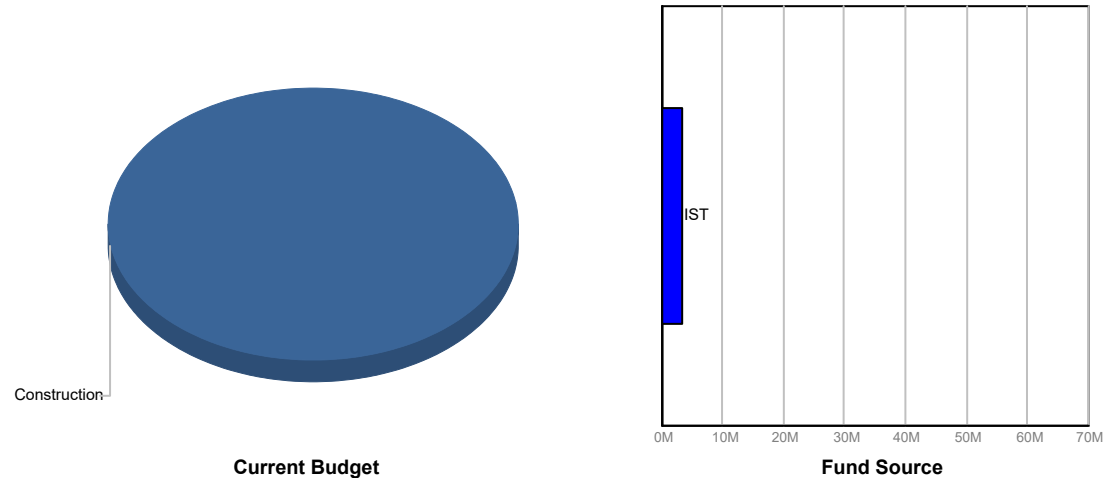
Local N/A

Contractor

SBE 8.7%

Local 95.8%

FUNDING



FINANCIAL SUMMARY

	Project Budget	Committed	% Committed	Paid To Date
	A	B	C=B/A	D
Design	\$0	\$2,392	0.00%	\$2,392
Construction	\$3,300,000	\$3,250,384	98.50%	\$2,953,539
Contingency	\$0	\$0	0.00%	\$0
TOTAL	\$3,300,000	\$3,252,776	98.57%	\$2,955,931

NOTES

County Road 880 is approximately 19 miles in length. This project entails resurfacing a portion of County Road 880 each year. Construction complete for FY2017 thru 2025.



Monthly Infrastructure Sales Tax Project Report

Large Cap Projects

Data Date: 1/15/2026

Report Date: 1/31/2026

DESCRIPTION/TEAM

Project Title: Brown's Farms Road

Project Number: 1540
BCC District: 06
Delivery Method: Annual Construction Contract
Category: R04-Resurfacing
Status: Construction
Designer: N/A
Contractor: COMMUNITY ASPHALT CORP
Project Manager: Darren Prainito

SCOPE

Resurfacing approximately 2 miles (4 lane miles) of a portion of Brown's Farm Road from CR 880 to South Terminus each year.

PHOTO



SCHEDULE SUMMARY

	Original	Actual
FY 2017 Construction Complete	12/22/2017	12/22/2017
FY 2018 Construction Complete	12/1/2018	11/30/2018
FY 2019 Construction Complete	12/31/2019	11/1/2019
FY 2020 Construction Complete	12/18/2020	12/2/2020
FY2021 Construction Complete	12/17/2021	10/18/2021
FY 2022 Construction Complete	12/22/2022	7/19/2022
FY 2023 Construction Complete	12/19/2023	12/1/2023
FY 2024 Construction Complete	12/24/2024	1/9/2025
FY 2025 Construction Complete	12/24/2025	12/11/2025
FY 2026 Construction Complete	12/25/2026	

PARTICIPATION

Consultant

SBE N/A

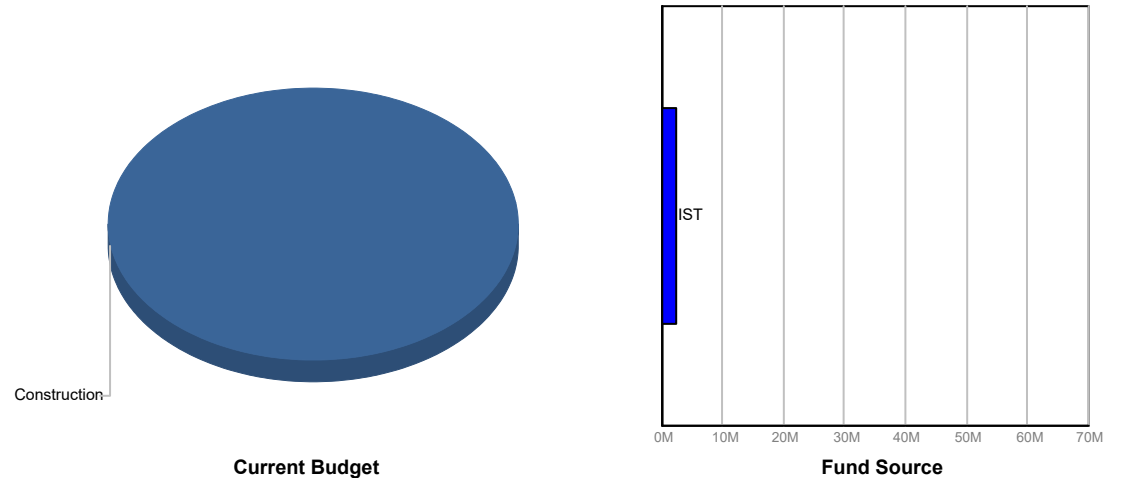
Local N/A

Contractor

SBE 7.4%

Local 94.4%

FUNDING



FINANCIAL SUMMARY

	Project Budget	Committed	% Committed	Paid To Date
	A	B	C=B/A	D
Design	\$0	\$1,588	0.00%	\$1,588
Construction	\$2,300,000	\$2,027,382	88.15%	\$2,027,382
Contingency	\$0	\$0	0.00%	\$0
TOTAL	\$2,300,000	\$2,028,970	88.22%	\$2,028,970

NOTES

Brown's Farm Road is approximately 14 miles in length. This project entails resurfacing a portion of Brown's Farm Road each year. Construction complete for FY2017 thru 2025.



Monthly Infrastructure Sales Tax Project Report

Large Cap Projects

Data Date: 1/15/2026

Report Date: 1/31/2026

DESCRIPTION/TEAM

Project Title: Prosperity Farms Rd. over SFWMD C-17 Canal (934116)
Project Number: 1555
BCC District: 01
Delivery Method: Design CCNA
Category: B08-Bridge Replacements
Status: Construction
Designer: Scalar
Contractor: TBD - (bid)
Project Manager: Maroun Azzi

SCOPE

This project will replace an existing bridge that was built over 60 years ago. The new bridge will improve traffic safety (lane widths, bike lanes, parapets), improve roadway drainage, and enhance pedestrian sidewalk safety. Note the current bridge is weight restricted.
FY 2018 IST \$500,000
FY 2021 IST \$1,500,000
FY 2022 IST \$6,000,000

PHOTO



SCHEDULE SUMMARY

	Original	Actual
Design Contract Notice to Proceed	11/19/2019	11/19/2019
Design Completion	7/1/2025	12/1/2025
Construction Bid Date	4/1/2026	
Construction Start	10/1/2026	
Construction Complete	10/1/2028	

PARTICIPATION

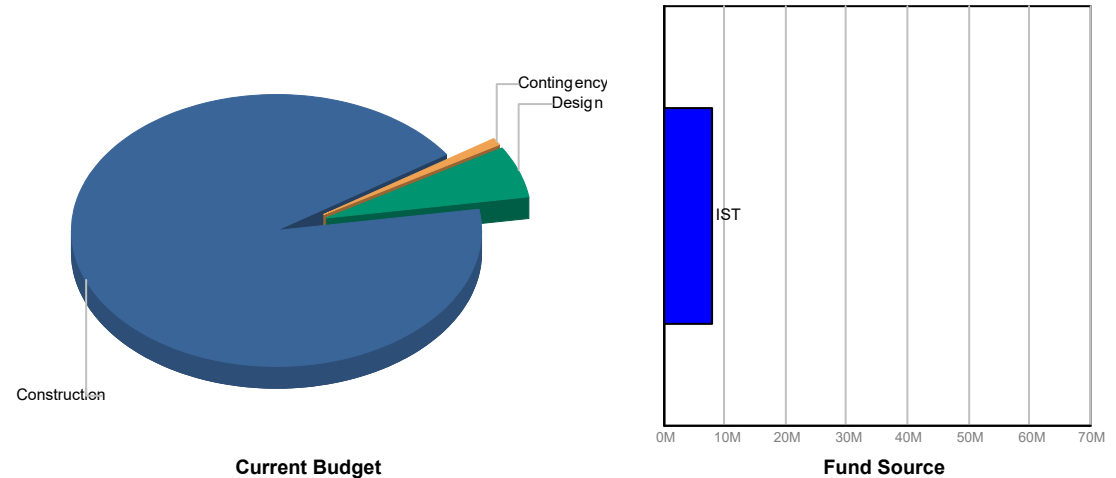
Consultant

SBE 98%
Local 100%

Contractor

SBE TBD
Local TBD

FUNDING



FINANCIAL SUMMARY

	Project Budget	Committed	% Committed	Paid To Date
	A	B	C=B/A	D
Design	\$500,000	\$1,361,771	272.35%	\$427,686
Construction	\$7,450,000	\$10,810	0.15%	\$10,794
Contingency	\$50,000	\$8,365	16.73%	\$8,365
TOTAL	\$8,000,000	\$1,380,946	17.26%	\$446,845

NOTES

Design is complete - pending bid. The scheduled dates have been revised to depict design and permitting delays. It is anticipated that a Florida Department of Environmental Protection (FDEP) Resiliency grant of \$4m will be received for the project.



Monthly Infrastructure Sales Tax Project Report

Large Cap Projects

Data Date: 1/15/2026

Report Date: 1/31/2026

DESCRIPTION/TEAM

SCOPE

PHOTO

Project Title: Belvedere Rd over E-3 canal (934205 & 934206)

Project Number: 1556

BCC District: 02

Delivery Method: Design CCNA

Category: B08-Bridge Replacements

Status: Design

Designer: Stantec

Contractor: TBD (bid)

Project Manager: Maroun Azzi

This project will replace the existing bridges that were built over 40 years ago. The new bridge(s) will improve traffic safety (lane widths, bike lanes, parapets), update the guardrail system, improve roadway drainage, restore the slope protection, and enhance pedestrian sidewalk safety.

FY 2018 IST \$450,000
FY 2021 IST \$1,350,000
FY 2022 IST \$300,000



SCHEDULE SUMMARY

	Original	Actual
Design Contract Notice to Proceed	10/22/2019	10/22/2019
Design Completion	6/1/2026	
Construction Bid Date	10/1/2026	
Construction Start	3/1/2027	
Construction Complete	12/1/2028	

PARTICIPATION

Consultant

SBE 30%

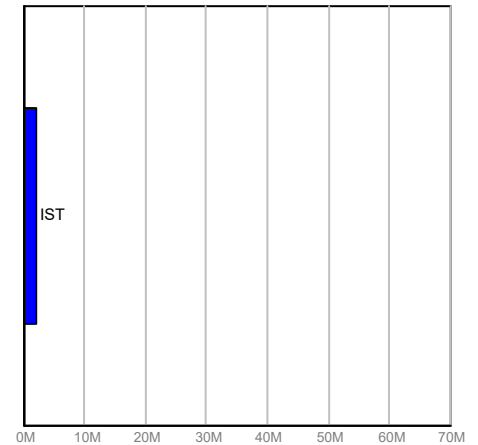
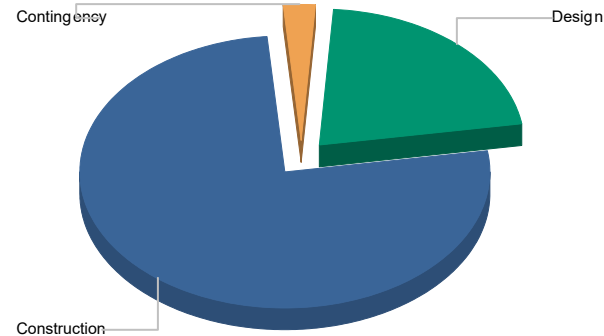
Local 100%

Contractor

SBE TBD

Local TBD

FUNDING



Current Budget

Fund Source

FINANCIAL SUMMARY

	Project Budget	Committed	% Committed	Paid To Date
	A	B	C=B/A	D
Design	\$450,000	\$402,311	89.40%	\$358,074
Construction	\$1,600,000	\$212,801	13.30%	\$5,770
Contingency	\$50,000	\$0	0.00%	\$0
TOTAL	\$2,100,000	\$615,113	29.29%	\$363,844

NOTES

Design is ongoing (95% complete). The scheduled dates have been revised to reflect design and permitting delays.



Monthly Infrastructure Sales Tax Project Report

Large Cap Projects

Data Date: 1/15/2026

Report Date: 1/31/2026

DESCRIPTION/TEAM

Project Title: Various other locations Countywide

Project Number: 1558
BCC District: Multiple
Delivery Method: Annual Construction Contract
Category: D02-Drainage (Pipe Replacements)
Status: Construction
Designer: N/A
Contractor: Hinterland
Project Manager: Darren Prainito

SCOPE

This project will repair and/or replace existing pipe culverts and drainage structures along various roads and canals Countywide. These repairs are needed in order to properly drain and maintain the various roads and canals in a safe operating condition.

PHOTO



SCHEDULE SUMMARY

	Original	Actual
Jupiter Farms (133rd Rd. & 156th St.)	8/1/2018	3/12/2018
1069 Edgehill Road	8/15/2018	6/12/2018
Limestone Creek & Palm Garden St.	8/1/2018	7/17/2018
3261 Atlantic Road	8/15/2018	7/1/2018
Van Buren Road @ E-3 Canal	8/1/2018	6/15/2018
19506 Trails End Terrace	8/1/2018	5/11/2018
Jupiter Farms (4 locates)	10/15/2018	8/21/2018
6361 Wood Lake Rd./19650 Red Maple F	10/1/2018	10/1/2018
19598 Trails End Terrace	9/15/2018	8/20/2018
19582 Trails End Terrace	9/1/2018	9/1/2018
6558 Wood Lake Road	9/15/2018	9/14/2018
6126 Wood Lake Road	10/15/2018	12/12/2018
6528 Wood Lake Road	11/1/2018	12/12/2018

PARTICIPATION

Consultant

SBE N/A

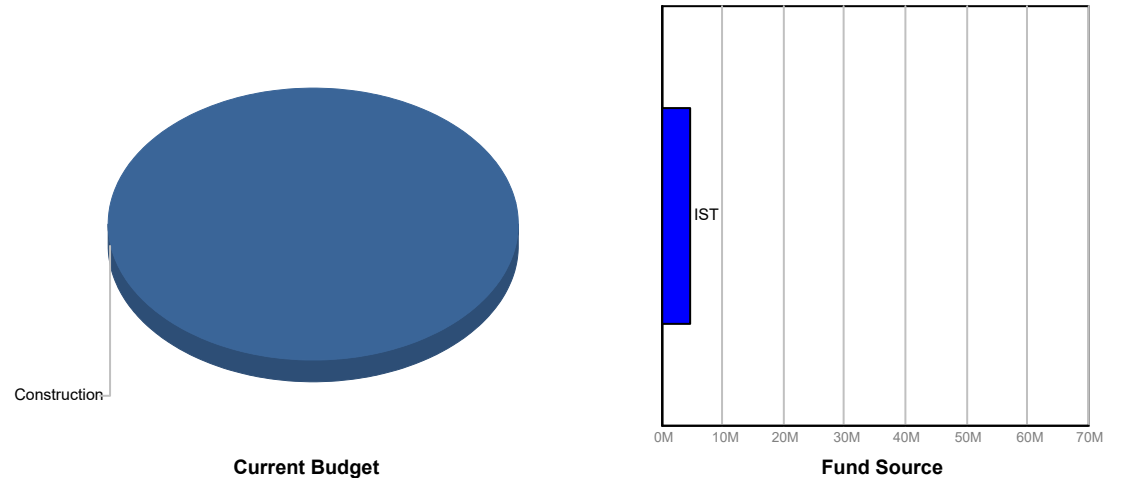
Local N/A

Contractor

SBE 100%

Local 100%

FUNDING



FINANCIAL SUMMARY

	Project Budget	Committed	% Committed	Paid To Date
	A	B	C=B/A	D
Construction	\$4,700,000	\$4,395,491	93.52%	\$4,319,090
Contingency	\$0	\$0	0.00%	\$0
TOTAL	\$4,700,000	\$4,395,491	93.52%	\$4,319,090

NOTES

This project is funded in:
FY 2018 \$500,000, FY 2021 \$500,000, FY 2022 \$200,000
FY 2023 \$200,000, FY 2024 \$3,200,000, FY 2025 \$100,000

The total project is estimated at \$4,700,000.



Monthly Infrastructure Sales Tax Project Report

Large Cap Projects

Data Date: 1/15/2026

Report Date: 1/31/2026

DESCRIPTION/TEAM

Project Title: Video Detection (80 +/- intersection)

Project Number: 1580
BCC District: Multiple
Delivery Method: Annual Traffic Signals Contract
Category: S08-Signals and Signal Systems
Status: Construction
Designer: N/A
Contractor: Gerelco
Project Manager: May Cheng

SCOPE

This project will replace the traffic detection at numerous signalized intersections from the existing inductive loop system to video detection. The video detection system is more reliable and easier to maintain.

PHOTO



SCHEDULE SUMMARY

	Original	Actual
Military Tr. & Garden Lake	8/1/2018	11/21/2018
Gateway & Renaissance Commons	9/1/2018	4/3/2019
Australian & Turnage	10/1/2018	1/7/2019
Woolbright & Hagen Ranch	11/1/2018	4/4/2019
Belvedere & Country Club Road	12/1/2018	4/4/2019
Palm Beach Lakes & Wellesley	1/1/2019	4/4/2019

PARTICIPATION

Consultant

SBE N/A

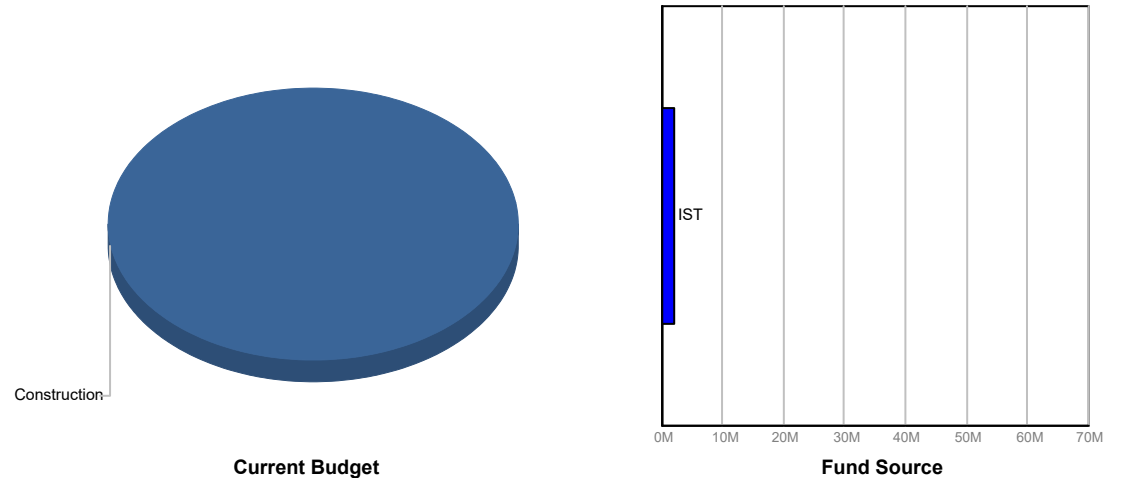
Local N/A

Contractor

SBE 0%

Local 23%

FUNDING



FINANCIAL SUMMARY

	Project Budget	Committed	% Committed	Paid To Date
	A	B	C=B/A	D
Construction	\$2,200,000	\$205,637	9.35%	\$205,637
Contingency	\$0	\$0	0.00%	\$0
TOTAL	\$2,200,000	\$205,637	9.35%	\$205,637

NOTES

Work has been completed at six intersections. This project is funded in:

FY 2018 \$200,000

FY 2023 \$300,000

FY 2024 \$800,000

FY 2026 \$900,000

The total project is estimated at \$2,200,000.



Monthly Infrastructure Sales Tax Project Report

Large Cap Projects

Data Date: 1/15/2026

Report Date: 1/31/2026

DESCRIPTION/TEAM

Project Title: CW Street Lighting FY18 frmly Hypoluxo Rd (Hagen Ranch Rd to I-95)

Project Number: 1581
BCC District: CW
Delivery Method: Florida Power and Light
Category: S14-Street Lighting
Status: Construction
Designer: Florida Power and Light
Contractor: Florida Power and Light
Project Manager: May Cheng

SCOPE

These projects will replace the high pressure sodium street lights with LED lights. Many of the street lights along County roads are owned and maintained by Florida Power and Light (FPL) with the County paying all the operation and maintenance costs (including power). FPL will be responsible for the final design and installation to convert the street lighting to the newer LED technology, and the County will reimburse FPL all applicable conversion costs. The result will provide a cost savings, better quality illumination, and a more desirable environmental light source.

PHOTO



SCHEDULE SUMMARY

	Original	Actual
Gun Club Road/Bosque to Congress	7/19/2019	7/19/2019
Congress/Okeechobee to Belvedere	8/1/2019	8/1/2019
10th Avenue North/Haverhill to Kirk	12/1/2025	12/1/2025
Community/Haverhill to Military	7/31/2019	7/31/2019
Haverhill Road/WPB City to Haverhill City	7/20/2023	7/20/2023
Glades Road/State Road 7 to Boca Rio	12/9/2022	12/9/2022
Boynton Beach Boulevard/Turnpike to Kn	3/31/2023	3/31/2023
Jog Road/Belvedere to State Road 80	5/3/2021	5/3/2021
Forest Hill/Turnpike to Pinehurst & Jog to		
Haverhill/State Road 80 to Lake Worth	7/13/2023	7/13/2023
Congress/Lantana to Hypoluxo & Gun Cl	9/14/2021	9/14/2021
Gateway/Military to Windward	8/1/2019	8/1/2019
Belvedere Road/RPB City to Haverhill Cit	6/6/2023	6/6/2023

PARTICIPATION

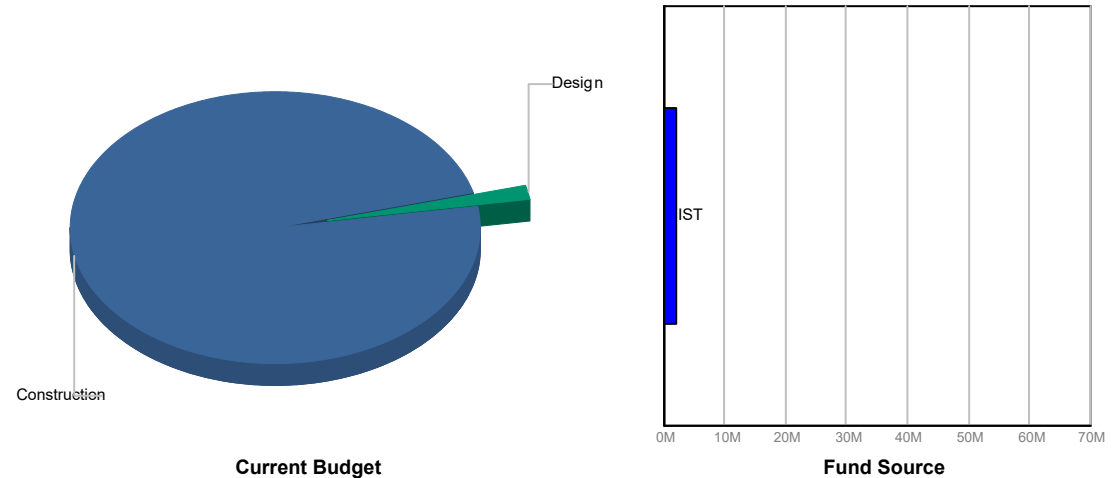
Consultant

SBE N/A
Local N/A

Contractor

SBE N/A
Local N/A

FUNDING



Current Budget

FINANCIAL SUMMARY

	Project Budget	Committed	% Committed	Paid To Date
	A	B	C=B/A	D
Design	\$30,000	\$35,184	117.28%	\$35,184
Construction	\$1,920,000	\$1,785,999	93.02%	\$1,716,860
Contingency	\$0	\$0	0.00%	\$0
TOTAL	\$1,950,000	\$1,821,183	93.39%	\$1,752,045

NOTES

There are 16 street lighting projects (road segments) funded (\$1,950,000) for conversion in FY 2018. All 16 projects have been forwarded to FPL requesting final design and installation. As of 12/1/2025, 14 projects have been completed.



Monthly Infrastructure Sales Tax Project Report

Large Cap Projects

Data Date: 1/15/2026

Report Date: 1/31/2026

DESCRIPTION/TEAM

Project Title: FY 2019 Street Lighting LED Replacements - Countywide
Project Number: 1627
BCC District: Multiple
Delivery Method: Florida Power and Light
Category: S14-Street Lighting
Status: Construction
Designer: Florida Power and Light
Contractor: Florida Power and Light
Project Manager: May Cheng

SCOPE

These projects replace the high pressure sodium lights with LED lights. Many of the street lights along County roads are owned and maintained by FPL with the County paying all the operation and maintenance costs. FPL will be responsible for final design and installation and the County will reimburse FPL.
IST \$820,000 FY19
IST \$300,000 FY24

PHOTO



SCHEDULE SUMMARY

	Original	Actual
Melaleuca Lane/Greenacres limits to Kirk		
Linton/Military to Jog	10/15/2023	10/15/2023
Jog Rd/SR80 to Forest Hill	7/19/2023	7/19/2023
Jog Rd/Gateway to Woolbright	4/30/2024	4/30/2024
Jog Rd/Lake Ida to Old Clint Moore		
Lantana Rd/Turnpike to High Ridge	11/30/2025	11/30/2025

PARTICIPATION

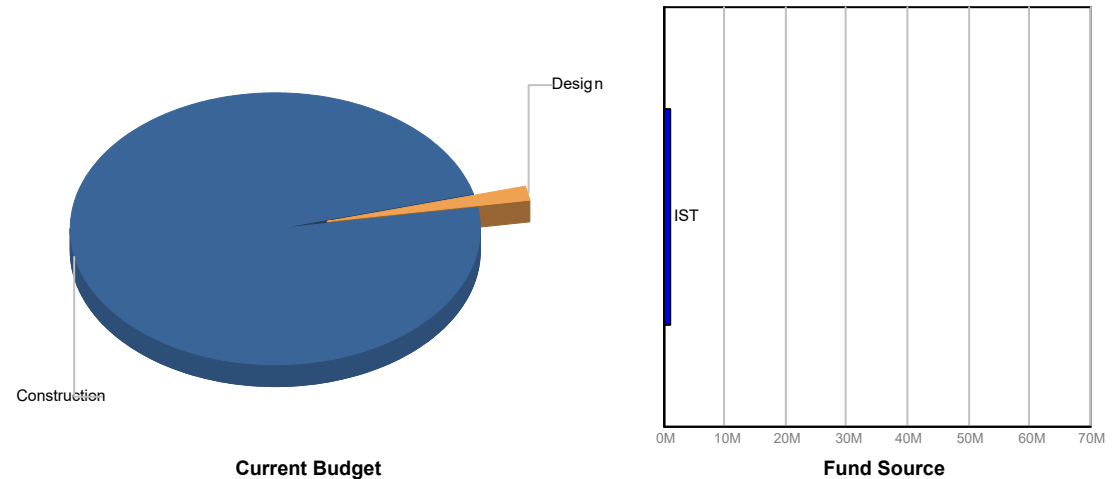
Consultant

SBE N/A
Local N/A

Contractor

SBE N/A
Local N/A

FUNDING



Current Budget

FINANCIAL SUMMARY

	Project Budget	Committed	% Committed	Paid To Date
	A	B	C=B/A	D
Design	\$20,000	\$107	0.54%	\$107
Construction	\$1,100,000	\$1,046,088	95.10%	\$331,566
TOTAL	\$1,120,000	\$1,046,196	93.41%	\$331,673

NOTES

There are 6 street lighting projects (road segments) funded (\$820,000) for conversion in FY 2019. All 6 projects have been forwarded to FPL requesting final design and installation. A Budget Transfer (BT 24-0636) was approved on 6/4/24 that increased the funding by \$300,000. As of 12/1/25, 4 projects have been completed. The result of the lighting conversion to LED will provide a cost savings, better quality illumination and a more desirable environmental light source.



Monthly Infrastructure Sales Tax Project Report

Large Cap Projects

Data Date: 1/15/2026

Report Date: 1/31/2026

DESCRIPTION/TEAM

Project Title: Corkscrew Blvd. over SFWMD Miami Canal
Project Number: 1656
BCC District: 06
Delivery Method: Design CCNA
Category: B08-Bridge Replacements
Status: Design
Designer: Alan Gerwig & Associates
Contractor: TBD
Project Manager: Carlos Bojorge

SCOPE

This project will replace an existing bridge that as built over 70 years ago. The project will improve traffic safety (lane widths, sidewalks, etc.) and improve embankment/slope protection. Note the current bridge is weight restricted.

PHOTO



SCHEDULE SUMMARY

	Original	Actual
Project Start	8/15/2023	8/15/2023
Consultant Procurement Finish	4/1/2024	4/1/2024
Design Start	7/2/2024	8/20/2024
Design Complete	8/1/2026	
Permit Application	7/1/2025	
Permit Issued	8/1/2026	
Construction Start	4/1/2027	
Construction Complete	9/1/2028	

PARTICIPATION

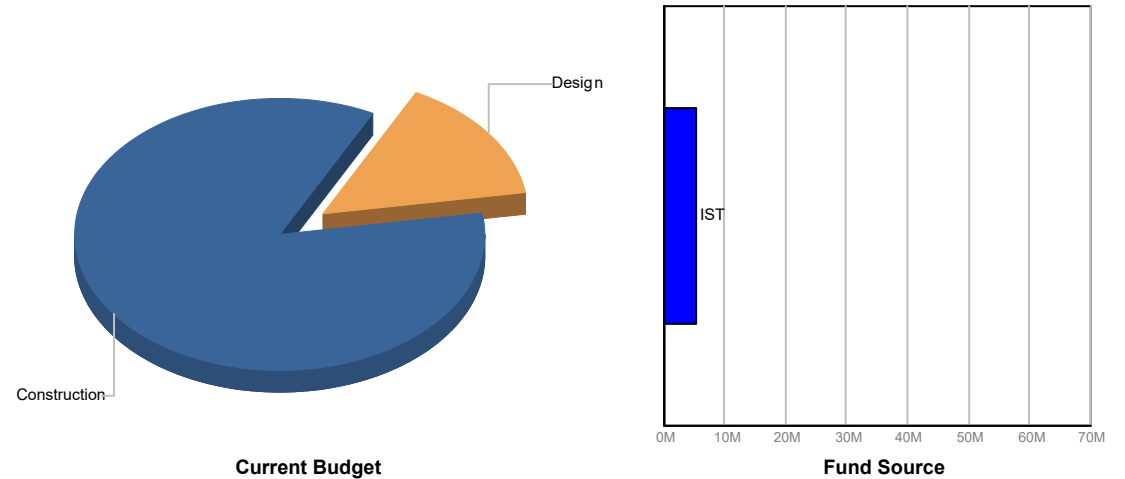
Consultant

SBE 18.9%
Local 100%

Contractor

SBE TBD
Local TBD

FUNDING



Current Budget

FINANCIAL SUMMARY

	Project Budget	Committed	% Committed	Paid To Date
	A	B	C=B/A	D
Design	\$800,000	\$1,437	0.18%	\$1,437
Construction	\$4,575,000	\$431,722	9.44%	\$164,073
TOTAL	\$5,375,000	\$433,159	8.06%	\$165,510

NOTES

The project is funded for design (\$800k) in FY22 and for construction (\$4.575m) in FY25. Design is ongoing (15% complete).



Monthly Infrastructure Sales Tax Project Report

Large Cap Projects

Data Date: 1/15/2026

Report Date: 1/31/2026

DESCRIPTION/TEAM

Project Title: Jupiter Beach Rd. over Branch of ICWW

Project Number: 1657
BCC District: 01
Delivery Method: Design CCNA
Category: B08-Bridge Replacements
Status: Design
Designer: Alan Gerwig & Associates
Contractor: TBD
Project Manager: Maroun Azzi

SCOPE

This project will replace an existing bridge that was built over 60 years ago. The project will improve traffic safety (lane widths, bike lanes, sidewalks, etc.) and improve drainage and embankment/slope protection.

PHOTO



SCHEDULE SUMMARY

	Original	Actual
Project Start	4/1/2022	4/13/2022
Consultant Procurement Finish	2/1/2023	1/10/2023
Design Start	5/1/2023	1/23/2023
Design Complete	12/1/2026	
Construction Start	6/1/2027	
Construction Complete	12/1/2028	

PARTICIPATION

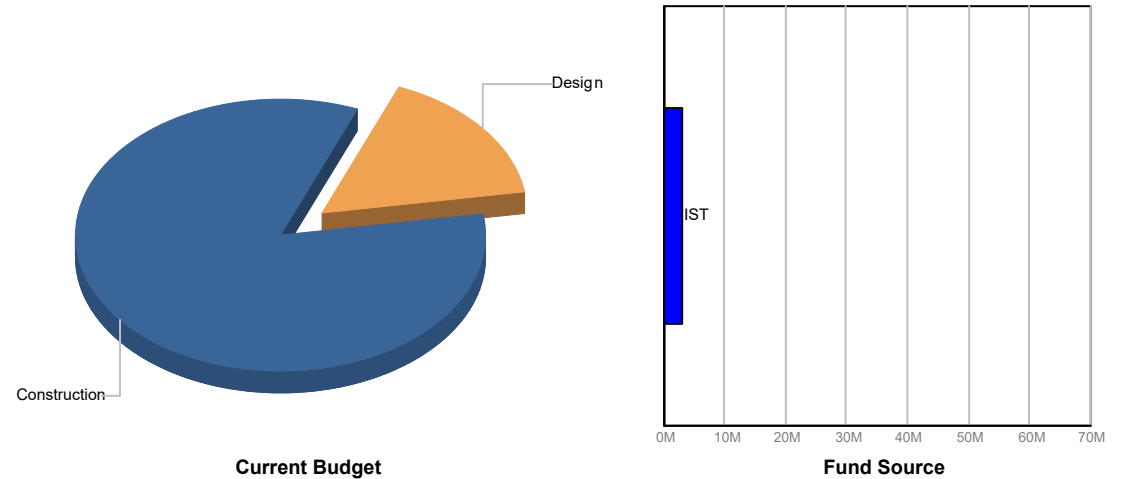
Consultant

SBE 90%
Local 100%

Contractor

SBE TBD
Local TBD

FUNDING



Current Budget

FINANCIAL SUMMARY

	Project Budget	Committed	% Committed	Paid To Date
	A	B	C=B/A	D
Design	\$500,000	\$303,797	60.76%	\$182,375
Construction	\$2,529,000	\$25,130	0.99%	\$25,130
TOTAL	\$3,029,000	\$328,927	10.86%	\$207,505

NOTES

The project is funded for design (\$500k) in FY22 and for construction (\$2.5m) in FY25. Design is ongoing (25% complete). The scheduled dates have been revised to reflect design and permitting delays.



Monthly Infrastructure Sales Tax Project Report

Large Cap Projects

Data Date: 1/15/2026

Report Date: 1/31/2026

DESCRIPTION/TEAM

Project Title: Australian Ave. from Banyan St. to 45th St.
Project Number: 1658
BCC District: 07
Delivery Method: Design CCNA
Category: D04-Drainage Improvements
Status: Bidding
Designer: HSQ
Contractor: TBD (Bid)
Project Manager: Maroun Azzi

SCOPE

The project will include drainage improvements (pipd drainage system) and a new paving surface for a wider 4-lane divided section with new pathways on both sides along Australian Avenue from Banyan Blvd. to 45th Street. The work scope may also include replacing the twin bridges over Clear Lake (possible culverts) and replacing the twin bridges over the Carver Canal.

PHOTO



SCHEDULE SUMMARY

	Original	Actual
Design Start	3/1/2022	4/12/2022
Design Complete	6/1/2024	9/1/2024
Construction Bid Date	12/1/2025	
Construction Start	6/1/2026	
Construction Complete	12/1/2028	

PARTICIPATION

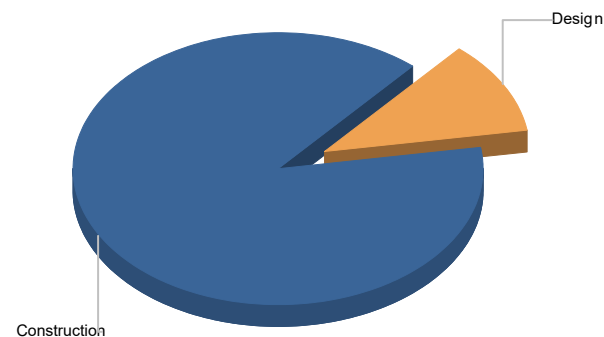
Consultant

SBE 90.4%
Local 100%

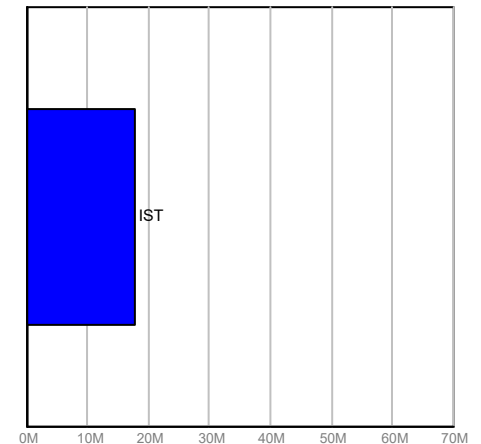
Contractor

SBE TBD
Local TBD

FUNDING



Current Budget



Fund Source

FINANCIAL SUMMARY

	Project Budget	Committed	% Committed	Paid To Date
	A	B	C=B/A	D
Design	\$2,000,000	\$1,792,586	89.63%	\$1,542,222
Construction	\$15,800,000	\$3,122,149	19.76%	\$637,502
TOTAL	\$17,800,000	\$4,914,734	27.61%	\$2,179,724

NOTES

Design is complete. The bid process and preparation is ongoing. The project is funded for design (\$2m) in FY21 and for construction (\$15.8m) in FY24 and FY25. The total cost of the project is estimated at over \$30m. It is anticipated that a Florida Department of Environmental Protection (FDEP) Resiliency grant of \$13.4m will be received for the project. Project was bid on 12/19/24 but only 1 bid was received. Project will be rebid.




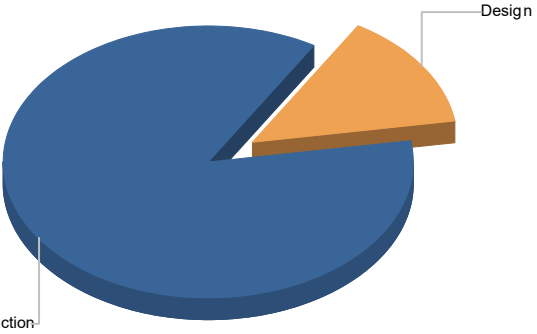
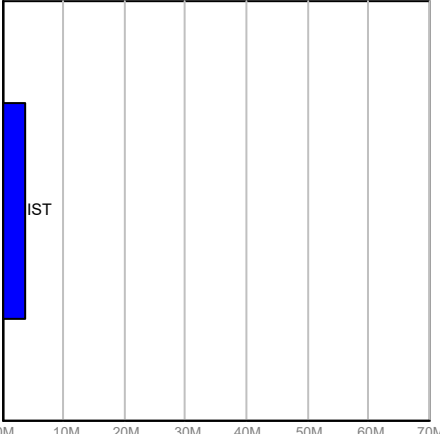
Monthly Infrastructure Sales Tax Project Report

Large Cap Projects

Data Date: 1/15/2026

Report Date: 1/31/2026

DESCRIPTION/TEAM	SCOPE	PHOTO
<p>Project Title: Belvedere Rd canal piping & sidewalk addition (62nd Dr. N. to Haverhill park)</p> <p>Project Number: 1661</p> <p>BCC District: 02</p> <p>Delivery Method: Design CCNA</p> <p>Category: P04-Pathways</p> <p>Status: Design</p> <p>Designer: Keshavarz</p> <p>Contractor: TBD (Bid)</p> <p>Project Manager: Maroun Azzi</p>	<p>This project will add a new sidewalk (SW) on the south side of Belvedere Road from 62nd Dr. N. to the Haverhill park (just east of the E-3 Canal) - connecting to the existing south SW at the park's frontage. The SW may require the piping of Lake Worth Drainage District's (LWDD) L-3 Canal.</p> <p>FY 2021 IST \$500,000</p> <p>FY 2024 IST \$3,100,000</p>	

SCHEDULE SUMMARY	PARTICIPATION	FUNDING																		
<table><thead><tr><th></th><th>Original</th><th>Actual</th></tr></thead><tbody><tr><td>Study Complete</td><td>12/1/2025</td><td>6/1/2025</td></tr><tr><td>Design Complete</td><td>4/1/2027</td><td></td></tr><tr><td>Construction Bid Date</td><td>8/1/2027</td><td></td></tr><tr><td>Construction Start</td><td>12/1/2027</td><td></td></tr><tr><td>Construction Complete</td><td>10/15/2028</td><td></td></tr></tbody></table>		Original	Actual	Study Complete	12/1/2025	6/1/2025	Design Complete	4/1/2027		Construction Bid Date	8/1/2027		Construction Start	12/1/2027		Construction Complete	10/15/2028		<p>Consultant</p> <p>SBE 100%</p> <p>Local 100%</p> <p>Contractor</p> <p>SBE TBD</p> <p>Local TBD</p>	  <p>Current Budget</p> <p>Fund Source</p>
	Original	Actual																		
Study Complete	12/1/2025	6/1/2025																		
Design Complete	4/1/2027																			
Construction Bid Date	8/1/2027																			
Construction Start	12/1/2027																			
Construction Complete	10/15/2028																			

FINANCIAL SUMMARY					NOTES				
	Project Budget	Committed	% Committed	Paid To Date	Study is complete. Design is ongoing (5% complete). The project is funded for design (\$500k) in FY21 and for construction (\$3.1M) in FY24.				
	A	B	C=B/A	D					
Design	\$500,000	\$95,021	19.00%	\$86,100					
Construction	\$3,100,000	\$193,822	6.25%	\$22,026					
TOTAL	\$3,600,000	\$288,843	8.02%	\$108,126					




Monthly Infrastructure Sales Tax Project Report

Large Cap Projects

Data Date: 1/15/2026

Report Date: 1/31/2026

DESCRIPTION/TEAM	SCOPE	PHOTO
<p>Project Title: Garden Rd. from Bee Line Hwy. to Investment Ln.</p> <p>Project Number: 1672</p> <p>BCC District: 07</p> <p>Delivery Method: Annual Construction Contract</p> <p>Category: R04-Resurfacing</p> <p>Status: Construction</p> <p>Designer: N/A</p> <p>Contractor: Hinterland</p> <p>Project Manager: Darren Prainito</p>	<p>Resurfacing 1.9 miles (3.8 lane miles) of Garden Road from Bee Line Hwy. to Investment Lane. There are three existing 60" drainage culverts crossing under Garden Road at the EPB-6 Canal that are in disrepair and need to be lined.</p> <p>FY 2021 IST \$300,000</p> <p>FY 2022 IST \$700,000</p>	

SCHEDULE SUMMARY	PARTICIPATION	FUNDING																		
<table><thead><tr><th></th><th>Original</th><th>Actual</th></tr></thead><tbody><tr><td>Drainage Repair Complete</td><td>12/1/2024</td><td>1/31/2025</td></tr><tr><td>Milling and Pavement Complete</td><td>6/1/2025</td><td></td></tr><tr><td>Traffic Striping Complete</td><td>8/1/2025</td><td></td></tr><tr><td>Traffic Loops Complete</td><td>9/1/2025</td><td></td></tr><tr><td>ADA (Curb/Cut Ramps) Complete</td><td>9/1/2025</td><td></td></tr></tbody></table>		Original	Actual	Drainage Repair Complete	12/1/2024	1/31/2025	Milling and Pavement Complete	6/1/2025		Traffic Striping Complete	8/1/2025		Traffic Loops Complete	9/1/2025		ADA (Curb/Cut Ramps) Complete	9/1/2025		<p>Consultant</p> <p>SBE N/A</p> <p>Local N/A</p> <p>Contractor</p> <p>SBE 15%</p> <p>Local 100%</p>	<div><div></div><div>IST</div><div>Construction</div><div>Current Budget</div><div>Fund Source</div></div>
	Original	Actual																		
Drainage Repair Complete	12/1/2024	1/31/2025																		
Milling and Pavement Complete	6/1/2025																			
Traffic Striping Complete	8/1/2025																			
Traffic Loops Complete	9/1/2025																			
ADA (Curb/Cut Ramps) Complete	9/1/2025																			

FINANCIAL SUMMARY					NOTES
	Project Budget	Committed	% Committed	Paid To Date	Outstanding work includes milling and paving, updating ADA ramps, restriping the road, and replacing traffic loops.
	A	B	C=B/A	D	
Construction	\$1,000,000	\$967,088	96.71%	\$710,088	
TOTAL	\$1,000,000	\$967,088	96.71%	\$710,088	




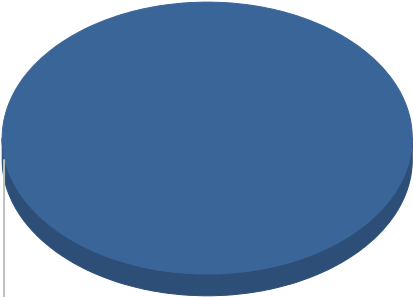

Monthly Infrastructure Sales Tax Project Report

Large Cap Projects

Data Date: 1/15/2026

Report Date: 1/31/2026

DESCRIPTION/TEAM	SCOPE	PHOTO
<p>Project Title: Hypoluxo Road & Military Trail</p> <p>Project Number: 1678</p> <p>BCC District: 02</p> <p>Delivery Method: Design CCNA</p> <p>Category: S08-Signals and Signal Systems</p> <p>Status: Design</p> <p>Designer: Simmons & White, Inc.</p> <p>Contractor: TBD</p> <p>Project Manager: May Cheng</p>	<p>This project will replace the existing span-wire signal system with a mast arm signal system.</p> <p>FY 2021 IST \$400,000</p> <p>FY 2022 IST \$250,000</p> <p>FY 2026 IST \$1,150,000</p>	

SCHEDULE SUMMARY	PARTICIPATION	FUNDING															
<table><thead><tr><th></th><th>Original</th><th>Actual</th></tr></thead><tbody><tr><td>Design NTP Issued</td><td>1/14/2021</td><td>1/14/2021</td></tr><tr><td>Design Complete</td><td>11/20/2026</td><td></td></tr><tr><td>Construction Start</td><td>3/1/2027</td><td></td></tr><tr><td>Construction Complete</td><td>2/1/2028</td><td></td></tr></tbody></table>		Original	Actual	Design NTP Issued	1/14/2021	1/14/2021	Design Complete	11/20/2026		Construction Start	3/1/2027		Construction Complete	2/1/2028		<p>Consultant</p> <p>SBE 80.8%</p> <p>Local 100%</p> <p>Contractor</p> <p>SBE TBD</p> <p>Local TBD</p>	<div><div></div><div>IST</div></div>  <p>Construction</p> <p>Current Budget</p>  <p>Fund Source</p>
	Original	Actual															
Design NTP Issued	1/14/2021	1/14/2021															
Design Complete	11/20/2026																
Construction Start	3/1/2027																
Construction Complete	2/1/2028																

FINANCIAL SUMMARY					NOTES
	Project Budget	Committed	% Committed	Paid To Date	
	A	B	C=B/A	D	
Construction	\$1,800,000	\$344,285	19.13%	\$267,719	
TOTAL	\$1,800,000	\$344,285	19.13%	\$267,719	Design is ongoing (90% complete).



Monthly Infrastructure Sales Tax Project Report

Large Cap Projects

Data Date: 1/15/2026

Report Date: 1/31/2026

DESCRIPTION/TEAM

Project Title: Countywide Street Lighting FY21 (frmlly Military Trl (L.W. to Clint Moore))

Project Number: 1680

BCC District: CW

Delivery Method: Florida Power and Light

Category: S14-Street Lighting

Status: Construction

Designer: Florida Power & Light

Contractor: Florida Power & Light

Project Manager: May Cheng

SCOPE

These projects will replace the high pressure sodium street lights with LED lights. Many of the street lights along County roads are owned and maintained by Florida Power and Light (FPL) with the County paying all the operation and maintenance costs (including power). FPL will be responsible for the final design and installation to convert the street lighting to the newer LED technology, and the County will reimburse FPL all applicable conversion costs. The result will provide a cost savings, better quality illumination, and a more desirable environmental light source.

PHOTO



SCHEDULE SUMMARY

Original	Actual
Jog/Okeechobee to Belvedere	
Military/Northlake to Leo Lane	
SW 18th/SR7 to Turnpike	
Lake Worth Rd/SR7 to Jog	
Lyons/Clint Moore to Broward County Lin	
Military/Okeechobee to Lake Worth Rd	
Palmetto Park/University to Military	
Military/Lake Worth to Clint Moore	

PARTICIPATION

Consultant

SBE N/A

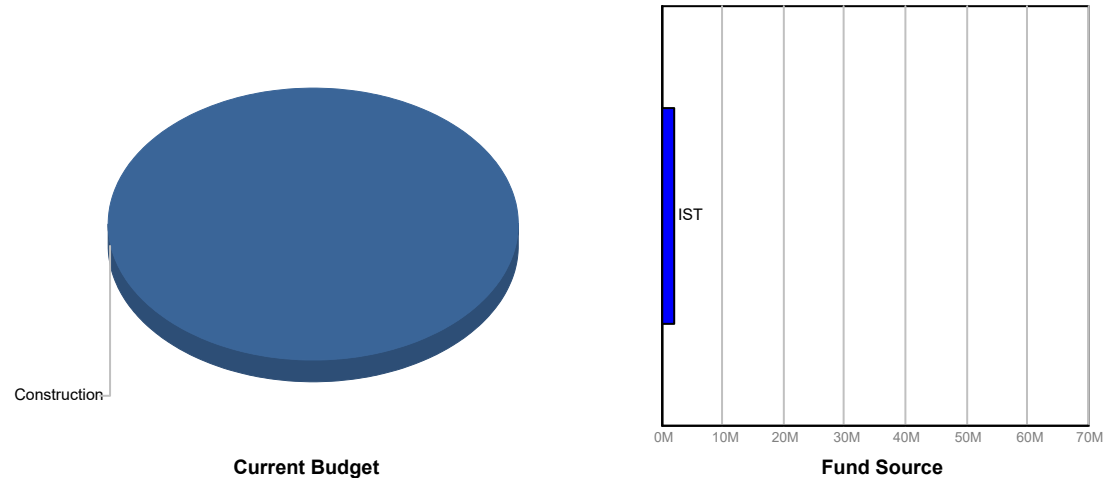
Local N/A

Contractor

SBE N/A

Local N/A

FUNDING



FINANCIAL SUMMARY

	Project Budget	Committed	% Committed	Paid To Date
	A	B	C=B/A	D
Construction	\$2,180,000	\$586,782	26.92%	\$295,725
TOTAL	\$2,180,000	\$586,782	26.92%	\$295,725

NOTES

There are 8 street lighting projects (road segments) funded (\$2,180,000) for conversion in FY 2021. All 8 projects have been forwarded to FPL requesting final design and installation.




Monthly Infrastructure Sales Tax Project Report

Large Cap Projects

Data Date: 1/15/2026

Report Date: 1/31/2026

DESCRIPTION/TEAM	SCOPE	PHOTO
<p>Project Title: Belvedere Rd. Canal Piping</p> <p>Project Number: 1690</p> <p>BCC District: 02</p> <p>Delivery Method: Design CCNA</p> <p>Category: B02-Belvedere Rd. Canal Piping</p> <p>Status: Bidding</p> <p>Designer: Keith</p> <p>Contractor: B&B Underground Construction, Inc.</p> <p>Project Manager: Maroun Azzi</p>	<p>This project will pipe a portion of a drainage ditch that runs along Belvedere Road and Troy Boulevard - adjacent to Palm Beach International Airport. The embankment area for the ditch is small and difficult to maintain. The undermining of this area continues and compromises the integrity of the sidewalk and road. Piping of the ditch is necessary to properly protect the road and sidewalk.</p> <p>FY2022 IST \$300,000</p> <p>FY2024 IST \$1,100,000</p>	

SCHEDULE SUMMARY	PARTICIPATION	FUNDING																		
<table><thead><tr><th></th><th>Original</th><th>Actual</th></tr></thead><tbody><tr><td>Study Complete</td><td>9/1/2023</td><td>12/1/2023</td></tr><tr><td>Design Complete</td><td>6/1/2025</td><td>2/1/2025</td></tr><tr><td>Construction Bid Date</td><td>5/27/2025</td><td>6/3/2025</td></tr><tr><td>Construction Start</td><td>12/1/2025</td><td></td></tr><tr><td>Construction Complete</td><td>12/1/2026</td><td></td></tr></tbody></table>		Original	Actual	Study Complete	9/1/2023	12/1/2023	Design Complete	6/1/2025	2/1/2025	Construction Bid Date	5/27/2025	6/3/2025	Construction Start	12/1/2025		Construction Complete	12/1/2026		<p>Consultant</p> <p>SBE 54%</p> <p>Local 100%</p> <p>Contractor</p> <p>SBE 98%</p> <p>Local 100%</p>	<div><p>Design</p><p>Construction</p></div> <div><p>IST</p><p>0M 10M 20M 30M 40M 50M 60M 70M</p></div> <p>Current Budget</p> <p>Fund Source</p>
	Original	Actual																		
Study Complete	9/1/2023	12/1/2023																		
Design Complete	6/1/2025	2/1/2025																		
Construction Bid Date	5/27/2025	6/3/2025																		
Construction Start	12/1/2025																			
Construction Complete	12/1/2026																			

FINANCIAL SUMMARY					NOTES				
	Project Budget	Committed	% Committed	Paid To Date	The project is funded with 5-Year Road Program funding and IST funding. Design (using IST funds) is complete. The project was bid on 6/3/25 with apparent low bid of \$2.6m. The IST partially funds the construction of the project at \$1.1m in FY24. Construction is forthcoming (0% complete).				
	A	B	C=B/A	D					
Design	\$300,000	\$85,971	28.66%	\$82,886					
Construction	\$1,100,000	\$12,224	1.11%	\$12,224					
TOTAL	\$1,400,000	\$98,195	7.01%	\$95,110					



Monthly Infrastructure Sales Tax Project Report

Large Cap Projects

Data Date: 1/15/2026

Report Date: 1/31/2026

DESCRIPTION/TEAM

Project Title: Barwick Rd. over LWDD Lat. 30 Canal (934455)
Project Number: 1691
BCC District: 04
Delivery Method: Design CCNA
Category: B04-Bridge Modifications
Status: Design
Designer: Alan Gerwig & Associates
Contractor: TBD
Project Manager: Kristine Frazelle-Smith

SCOPE

This project will replace an existing bridge that was built over 60 years ago. The project will improve traffic safety (lane widths, bike lanes, sidewalks, etc.) and improve drainage and embankment/slope protection.

PHOTO



SCHEDULE SUMMARY

	Original	Actual
Project Start	7/1/2023	7/1/2023
Consultant Procurement Finish	12/5/2023	12/5/2023
Design Start	12/12/2023	12/12/2023
Design Complete	10/1/2026	
Permit Application	4/1/2026	
Permit Issued	11/1/2026	
Construction Start	5/14/2027	
Construction Complete	5/14/2028	

PARTICIPATION

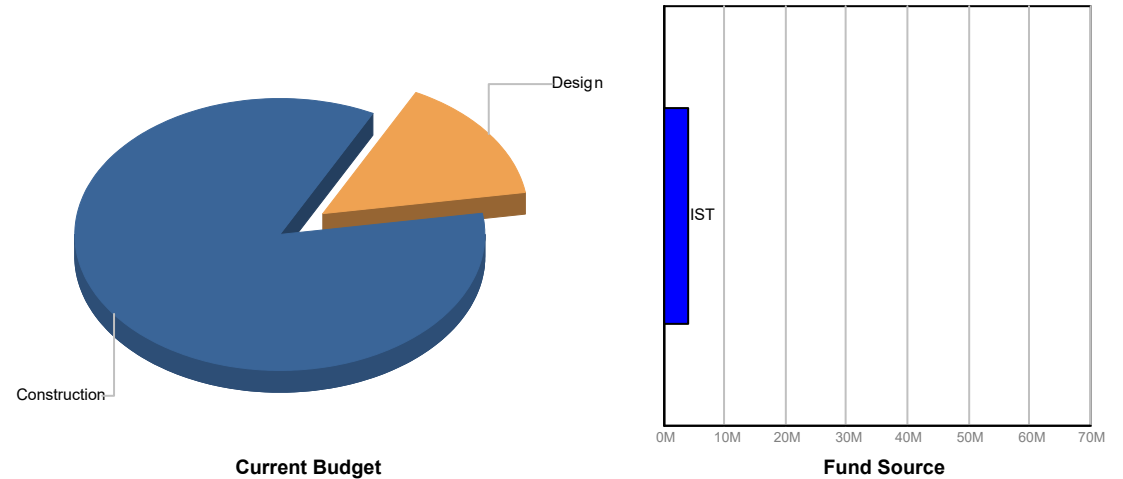
Consultant

SBE 98%
Local 100%

Contractor

SBE TBD
Local TBD

FUNDING



Current Budget

Fund Source

FINANCIAL SUMMARY

	Project Budget	Committed	% Committed	Paid To Date
	A	B	C=B/A	D
Design	\$600,000	\$405,689	67.61%	\$183,904
Construction	\$3,370,000	\$36,510	1.08%	\$8,675
TOTAL	\$3,970,000	\$442,198	11.14%	\$192,578

NOTES

The project is funded for design (\$600k) in FY22 and for construction (\$3.37m) in FY26. Design is ongoing (35% complete). The scheduled dates have been revised to depict design, utility and permitting delays.



Monthly Infrastructure Sales Tax Project Report

Large Cap Projects

Data Date: 1/15/2026

Report Date: 1/31/2026

DESCRIPTION/TEAM

Project Title: Summit Blvd. over C-51 Canal (934201)

Project Number: 1693
BCC District: 03
Delivery Method: Design CCNA
Category: B08-Bridge Replacements
Status: Design
Designer: Consor Engineers, LLC
Contractor: TBD
Project Manager: Maroun Azzi

SCOPE

This project will replace an existing bridge that was built over 50 years ago. The project will improve traffic safety (lane widths, bike lanes, sidewalks, etc.) and improve drainage and embankment/slope protection. The project will also add a left turn lane servicing the adjacent school on the NE quadrant.

PHOTO



SCHEDULE SUMMARY

	Original	Actual
Project Start	3/1/2022	3/1/2022
Consultant Procurement Finish	12/1/2022	12/1/2022
Design Start	4/1/2023	3/14/2023
Design Complete	6/1/2026	
Permit Application	1/1/2025	
Permit Issued	6/1/2026	
Construction Start	12/1/2026	
Construction Complete	1/1/2029	

PARTICIPATION

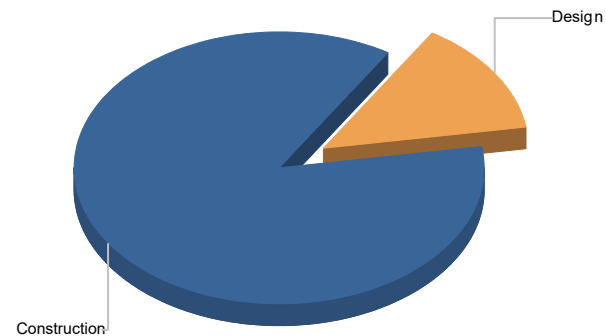
Consultant

SBE 40%
Local 100%

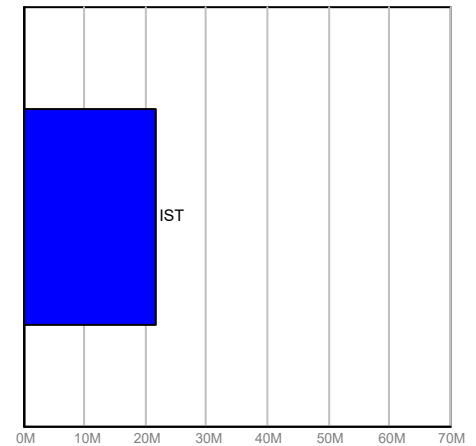
Contractor

SBE TBD
Local TBD

FUNDING



Current Budget



Fund Source

FINANCIAL SUMMARY

	Project Budget	Committed	% Committed	Paid To Date
	A	B	C=B/A	D
Design	\$3,000,000	\$802,772	26.76%	\$681,660
Construction	\$18,863,000	\$49,448	0.26%	\$51,512
TOTAL	\$21,863,000	\$852,219	3.90%	\$733,171

NOTES

The project is funded for design (\$3m) in FY22 and for construction (\$18.863m) in FY27. Design is ongoing (25% complete).



Monthly Infrastructure Sales Tax Project Report

Large Cap Projects

Data Date: 1/15/2026

Report Date: 1/31/2026

DESCRIPTION/TEAM

Project Title: Seminole Colony east
(Okeechobee/Military)

Project Number: 1694
BCC District: 07
Delivery Method: Design CCNA
Category: D04-Drainage Improvements
Status: Design
Designer: Masse Consulting Services
Contractor: TBD
Project Manager: Carlos Bojorge

SCOPE

The project will include drainage improvements along Seminole Colony East (Spafford Avenue, Scott Avenue, Indian Road, and Gardenia Street) just north of Okeechobee Boulevard.

PHOTO



SCHEDULE SUMMARY

	Original	Actual
Design Start	4/1/2023	4/1/2023
Design Complete	12/1/2025	
Construction Bid Date	3/1/2026	
Construction Start	7/1/2026	
Construction Complete	7/1/2027	

PARTICIPATION

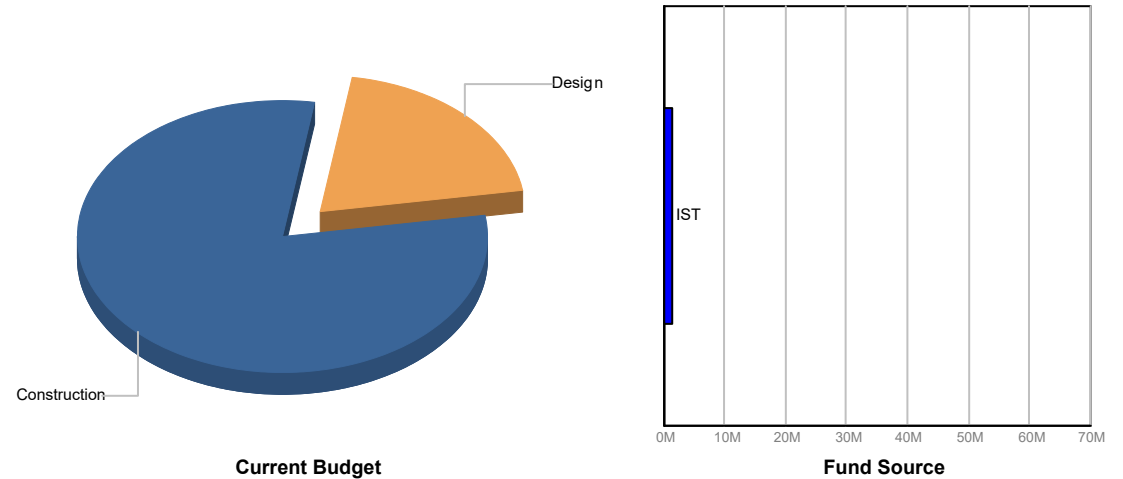
Consultant

SBE 94.6%
Local 100%

Contractor

SBE TBD
Local TBD

FUNDING



FINANCIAL SUMMARY

	Project Budget	Committed	% Committed	Paid To Date
	A	B	C=B/A	D
Design	\$300,000	\$296,217	98.74%	\$239,688
Construction	\$1,200,000	\$17,650	1.47%	\$17,650
TOTAL	\$1,500,000	\$313,867	20.92%	\$257,337

NOTES

Design is ongoing (65% complete). The project is funded for design (\$300k) in FY22 and for construction (\$1.2m) in FY24.



Monthly Infrastructure Sales Tax Project Report

Large Cap Projects

Data Date: 1/15/2026

Report Date: 1/31/2026

DESCRIPTION/TEAM

Project Title: Seminole Colony west
(Okeechobee/Military)

Project Number: 1695

BCC District: 07

Delivery Method: Design CCNA

Category: D04-Drainage Improvements

Status: Construction

Designer: Mock Roos

Contractor: Johnson & Davis

Project Manager: Carlos Bojorge

SCOPE

The project will include drainage improvements along Seminole Colony West just north of Okeechobee Boulevard and east of Military Trail. The improvement anticipates piping an existing ditch from the south termini (starting around Schall Rd. and Gardenia St. - if both were extended) to the outfall into the PBCID-EPB-E 11-S Canal.

PHOTO



SCHEDULE SUMMARY

	Original	Actual
Design Start	10/1/2023	9/1/2023
Design Complete	4/1/2025	4/1/2025
Construction Bid Date	8/1/2025	11/8/2025
Construction Start	4/1/2026	
Construction Complete	3/1/2027	

PARTICIPATION

Consultant

SBE 32%

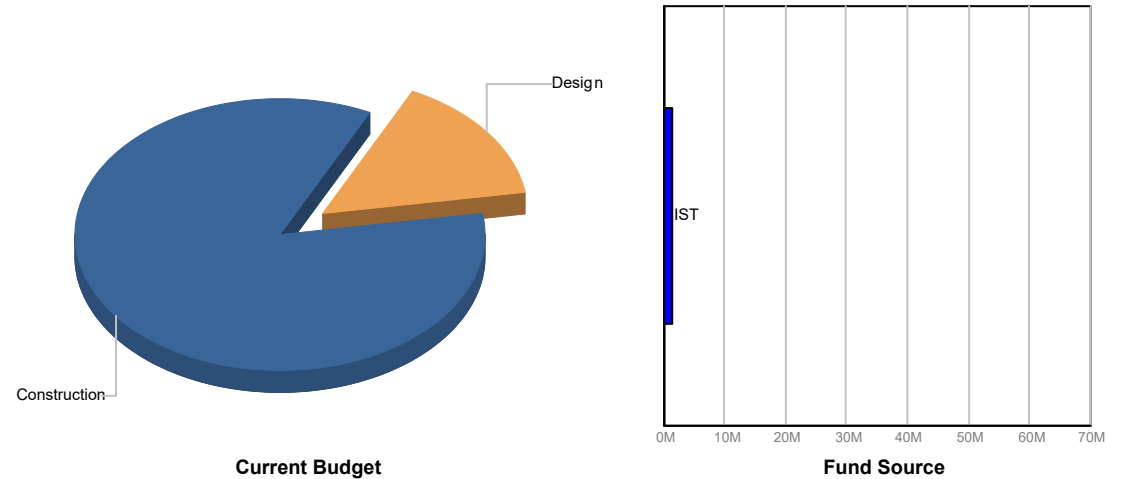
Local 100%

Contractor

SBE 17.2%

Local 100%

FUNDING



FINANCIAL SUMMARY

	Project Budget	Committed	% Committed	Paid To Date
	A	B	C=B/A	D
Design	\$200,000	\$153,581	76.79%	\$128,210
Construction	\$1,100,000	\$18,277	1.66%	\$18,277
TOTAL	\$1,300,000	\$171,858	13.22%	\$146,487

NOTES

Design complete. The project is funded for design (\$200k) in FY22 and for construction (\$1.1m) in FY24. Construction is forthcoming (0% complete).




Monthly Infrastructure Sales Tax Project Report

Large Cap Projects

Data Date: 1/15/2026

Report Date: 1/31/2026

DESCRIPTION/TEAM	SCOPE	PHOTO
<p>Project Title: Palmetto Park Rd. from Glades Rd. to Crawford Blvd.</p> <p>Project Number: 1697</p> <p>BCC District: Multiple</p> <p>Delivery Method: Annual Construction Contract</p> <p>Category: R04-Resurfacing</p> <p>Status: Construction</p> <p>Designer: N/A</p> <p>Contractor: Ranger Construction Industries, Inc.</p> <p>Project Manager: Thomas Coppini</p>	<p>Resurfacing 10 miles (51.8 lane miles) of Palmetto Park Road from Glades Road to Crawford Boulevard (SW 3rd Ave.)</p> <p>FY 2022 IST \$4,800,000.</p>	

SCHEDULE SUMMARY	PARTICIPATION	FUNDING															
<table><thead><tr><th></th><th>Original</th><th>Actual</th></tr></thead><tbody><tr><td>Milling and Pavement Complete</td><td>12/1/2025</td><td></td></tr><tr><td>ADA (Curb/Cut Ramps) Complete</td><td>3/1/2026</td><td></td></tr><tr><td>Traffic Striping Complete</td><td>1/15/2026</td><td></td></tr><tr><td>Traffic Loops Complete</td><td>6/1/2026</td><td></td></tr></tbody></table>		Original	Actual	Milling and Pavement Complete	12/1/2025		ADA (Curb/Cut Ramps) Complete	3/1/2026		Traffic Striping Complete	1/15/2026		Traffic Loops Complete	6/1/2026		<p>Consultant</p> <p>SBE N/A</p> <p>Local N/A</p> <p>Contractor</p> <p>SBE 15%</p> <p>Local 100%</p>	<div><div></div><div>IST</div><div>0M10M20M30M40M50M60M70M</div></div> <p>Current Budget</p> <p>Fund Source</p>
	Original	Actual															
Milling and Pavement Complete	12/1/2025																
ADA (Curb/Cut Ramps) Complete	3/1/2026																
Traffic Striping Complete	1/15/2026																
Traffic Loops Complete	6/1/2026																

FINANCIAL SUMMARY					NOTES
	Project Budget	Committed	% Committed	Paid To Date	<p>All of the resurfacing (RSF) work west of I-95 is complete. The RSF work east of I-95 (to Crawford) was delayed due to the bridge replacement project at the E-4 (El Rio) Canal.</p>
	A	B	C=B/A	D	
Construction	\$4,800,000	\$4,785,712	99.70%	\$4,139,239	
TOTAL	\$4,800,000	\$4,785,712	99.70%	\$4,139,239	




Monthly Infrastructure Sales Tax Project Report

Large Cap Projects

Data Date: 1/15/2026

Report Date: 1/31/2026

DESCRIPTION/TEAM	SCOPE	PHOTO
<p>Project Title: Lantana Road & Congress Avenue</p> <p>Project Number: 1714</p> <p>BCC District: Multiple</p> <p>Delivery Method: Design CCNA</p> <p>Category: S08-Signals and Signal Systems</p> <p>Status: Design</p> <p>Designer: Propel Engineering, Inc.</p> <p>Contractor: TBD</p> <p>Project Manager: May Cheng</p>	<p>This project will replace the existing span-wire signal system with a mast arm signal system.</p> <p>FY 2022 IST \$150,000</p> <p>FY 2023 IST \$500,000</p> <p>FY 2025 IST \$400,000</p>	

SCHEDULE SUMMARY	PARTICIPATION	FUNDING															
<table><thead><tr><th></th><th>Original</th><th>Actual</th></tr></thead><tbody><tr><td>Design NTP Issued</td><td>12/15/2021</td><td>12/15/2021</td></tr><tr><td>Design Complete</td><td>12/21/2025</td><td></td></tr><tr><td>Construction Start</td><td>5/14/2026</td><td></td></tr><tr><td>Construction Complete</td><td>5/14/2027</td><td></td></tr></tbody></table>		Original	Actual	Design NTP Issued	12/15/2021	12/15/2021	Design Complete	12/21/2025		Construction Start	5/14/2026		Construction Complete	5/14/2027		<p>Consultant</p> <p>SBE 92%</p> <p>Local 100%</p> <p>Contractor</p> <p>SBE TBD</p> <p>Local TBD</p>	<div><div></div><div>IST</div><div>0M10M20M30M40M50M60M70M</div><div>Current Budget</div><div>Fund Source</div></div>
	Original	Actual															
Design NTP Issued	12/15/2021	12/15/2021															
Design Complete	12/21/2025																
Construction Start	5/14/2026																
Construction Complete	5/14/2027																

FINANCIAL SUMMARY					NOTES				
	Project Budget	Committed	% Committed	Paid To Date	Design is ongoing (95% complete). A Budget Transfer (BT 25-0387) was approved on 3/11/25 that increased the funding by \$400,000.				
	A	B	C=B/A	D					
Construction	\$1,050,000	\$171,953	16.38%	\$137,351					
TOTAL	\$1,050,000	\$171,953	16.38%	\$137,351					



Monthly Infrastructure Sales Tax Project Report

Large Cap Projects

Data Date: 1/15/2026

Report Date: 1/31/2026

DESCRIPTION/TEAM	SCOPE	PHOTO
<p>Project Title: Lake Lytal Aquatic Center Replace Public Aquatic Facility</p> <p>Project Number: 17218</p> <p>BCC District: 03</p> <p>Delivery Method: Construction Management at Risk</p> <p>Category: A02-Aquatic Facility Repair and Replacement</p> <p>Status: Construction</p> <p>Designer: Harvard Jolly, Inc.</p> <p>Contractor: Kauffman Lynn</p> <p>Project Manager: Rich Carlton</p>	<p>The project entails constructing a new multi-phase Aquatic Complex mainly on undeveloped land along Kirk Rd. within Lake Lytal Park. The existing Pool Facility is to be demolished once the new aquatic center is opened to the public. The major components of the new Aquatic Complex will be a 70 Meter competition pool with dive well, a family water play area, 6-lane warm-up pool, flow riders, slides and building amenities such as restrooms, lockers, concession stand.</p> <p>FY 2017 IST - \$4,000,000</p> <p>FY 2018 IST - \$2,000,000</p> <p>FY 2023 IST - \$6,152,500</p> <p>FY 2024 IST - \$18,393,368</p> <p>FY 2025 IST - \$18,941,000</p>	

SCHEDULE SUMMARY	PARTICIPATION	FUNDING																					
<table><tr><th></th><th>Original</th><th>Actual</th></tr><tr><td>Project Start</td><td>4/19/2018</td><td>4/19/2018</td></tr><tr><td>Design Start (Master Plan)</td><td>7/10/2018</td><td>7/10/2018</td></tr><tr><td>Design Start (Aquatic Center)</td><td>11/20/2018</td><td>5/1/2023</td></tr><tr><td>Construction Start</td><td>7/1/2019</td><td>3/25/2024</td></tr><tr><td>Substantial Completion</td><td>7/1/2020</td><td></td></tr><tr><td>Project Completion</td><td>9/1/2020</td><td></td></tr></table>		Original	Actual	Project Start	4/19/2018	4/19/2018	Design Start (Master Plan)	7/10/2018	7/10/2018	Design Start (Aquatic Center)	11/20/2018	5/1/2023	Construction Start	7/1/2019	3/25/2024	Substantial Completion	7/1/2020		Project Completion	9/1/2020		<p>Consultant</p> <p>SBE 30%</p> <p>Local 100%</p> <p>Contractor</p> <p>SBE 24.66%</p> <p>Local 100%</p>	
	Original	Actual																					
Project Start	4/19/2018	4/19/2018																					
Design Start (Master Plan)	7/10/2018	7/10/2018																					
Design Start (Aquatic Center)	11/20/2018	5/1/2023																					
Construction Start	7/1/2019	3/25/2024																					
Substantial Completion	7/1/2020																						
Project Completion	9/1/2020																						

FINANCIAL SUMMARY					NOTES				
	Project Budget	Committed	% Committed	Paid To Date					
	A	B	C=B/A	D					
Design	\$564,766	\$569,893	100.91%	\$455,317					
Construction	\$49,246,854	\$43,433,827	88.20%	\$10,540,238					
Furniture, Fixtures & Equipment	\$0	\$282	0.00%	\$282					
Other	\$0	\$37,316	0.00%	\$37,316					
Contingency	\$0	\$341,700	0.00%	\$46,670					
TOTAL	\$49,811,620	\$44,383,018	89.10%	\$11,079,823					

Phase 1 (Site Work) is complete. Phase 2 (Site Infrastructure) change orders are in the final stages of preparation for Board approval. Phase 3 (Vertical Construction) early site activities continue to advance. Grading is underway in the Competition Pool and parking areas, and survey layout is progressing for Building 4 and the pool. Perimeter fence repairs are ongoing. The relocation site for trees 172/173 is finalized, with preparation underway. Dewatering permitting and sheet pile shop drawings are in progress, positioning pool work to begin February 9. Temporary power is being coordinated, subcontractor buyout is at 70%, and design and permit reviews remain active for the onsite temporary trailer installation.



Monthly Infrastructure Sales Tax Project Report

Large Cap Projects

Data Date: 1/15/2026

Report Date: 1/31/2026

DESCRIPTION/TEAM

Project Title: East Ocean Ave. (C-812) over Hypoluxo Island Lagoon (934347)

Project Number: 1728

BCC District: 04

Delivery Method: Design CCNA

Category: B04-Bridge Modifications

Status: Design

Designer: Scalar

Contractor: TBD

Project Manager: Kristine Frazelle-Smith

SCOPE

This project will replace an existing bridge that was built over 35 years ago. The project will improve traffic safety (lane widths, bike lanes, sidewalks, etc.) and improve drainage and embankment/slope protection.

PHOTO



SCHEDULE SUMMARY

	Original	Actual
Project Start	9/1/2023	9/1/2023
Consultant Procurement Finish	1/23/2024	1/23/2024
Design Start	2/1/2024	2/1/2024
Design Complete	6/1/2026	
Permit Application	4/1/2025	
Permit Issued	6/1/2026	
Construction Start	12/1/2026	
Construction Complete	2/1/2028	

PARTICIPATION

Consultant

SBE 12.4%

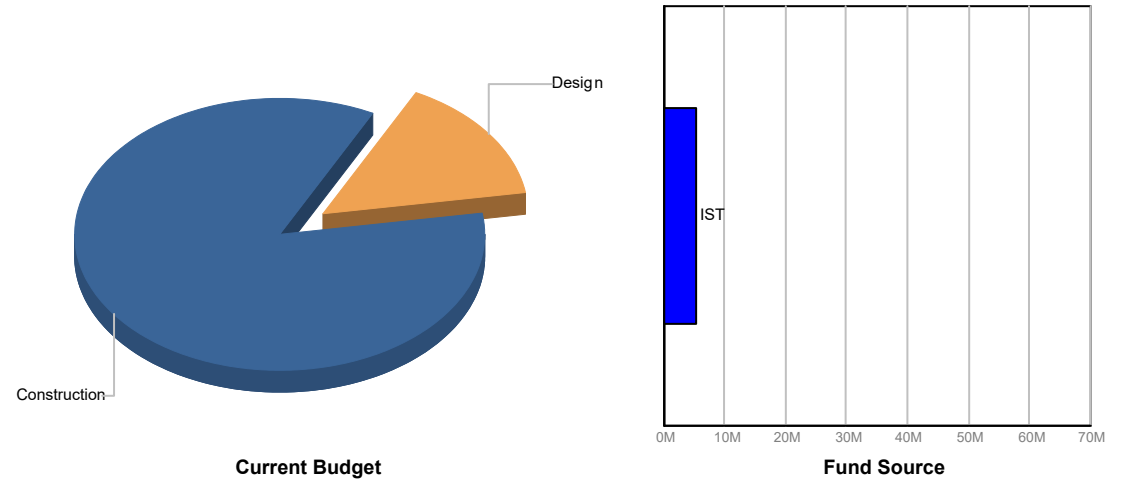
Local 100%

Contractor

SBE TBD

Local TBD

FUNDING



FINANCIAL SUMMARY

	Project Budget	Committed	% Committed	Paid To Date
	A	B	C=B/A	D
Design	\$800,000	\$555	0.07%	\$555
Construction	\$4,582,000	\$665,734	14.53%	\$231,630
TOTAL	\$5,382,000	\$666,289	12.38%	\$232,185

NOTES

The project is funded for design (\$800k) in FY23 and for construction (\$4.582m) in FY26. Design is ongoing (15% complete).



Monthly Infrastructure Sales Tax Project Report

Large Cap Projects

Data Date: 1/15/2026

Report Date: 1/31/2026

DESCRIPTION/TEAM

Project Title: Duda Rd. over SFWMD Lat. 14 Canal (Hillsboro Canal) (934519)

Project Number: 1729

BCC District: 06

Delivery Method: Design CCNA

Category: B08-Bridge Replacements

Status: Design

Designer: R.J. Behar

Contractor: TBD

Project Manager: Carlos Bojorge

SCOPE

This project will replace an existing bridge that was built over 70 years ago. The project will improve traffic safety (lane widths, sidewalks, etc.) and improve embankment/slope protection.

PHOTO



SCHEDULE SUMMARY

	Original	Actual
Project Start	11/1/2022	11/1/2022
Consultant Procurement Finish	4/1/2024	4/1/2024
Design Start	6/11/2024	6/11/2024
Design Complete	12/1/2026	
Permit Application	12/1/2025	
Permit Issued	12/1/2026	
Construction Start	6/1/2027	
Construction Complete	4/1/2029	

PARTICIPATION

Consultant

SBE 23%

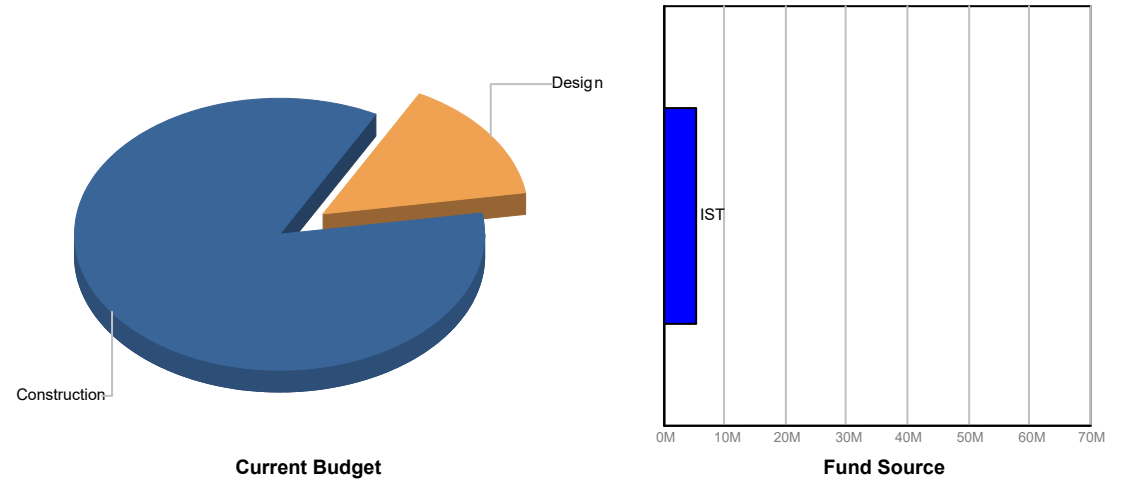
Local 100%

Contractor

SBE TBD

Local TBD

FUNDING



FINANCIAL SUMMARY

	Project Budget	Committed	% Committed	Paid To Date
	A	B	C=B/A	D
Design	\$800,000	\$0	0.00%	\$0
Construction	\$4,667,000	\$495,247	10.61%	\$76,391
TOTAL	\$5,467,000	\$495,247	9.06%	\$76,391

NOTES

The project is funded for design (\$800k) in FY23 and for construction (\$4.667m) in FY27. Design is ongoing (10% complete).



Monthly Infrastructure Sales Tax Project Report

Large Cap Projects

Data Date: 1/15/2026

Report Date: 1/31/2026

DESCRIPTION/TEAM

Project Title: Orange Blvd. from Seminole Pratt Whitney to Royal Palm Beach Blvd.

Project Number: 1730

BCC District: 06

Delivery Method: Design CCNA

Category: D04-Drainage Improvements

Status: Design

Designer: K-F Group and Mock Ross

Contractor: TBD

Project Manager: Maroun Azzi

SCOPE

The project has been split up into two projects:

- 1) Orange Blvd. from Coconut to Royal Palm Beach is a 2-lane to 5-lane widening project (design by K-F Group) within the 5-Yr. Road Program (Project #2018506). The project will provide comprehensive drainage improvements.
- 2) Orange Blvd. from Seminole Pratt Whitney to Coconut is currently a drainage Study Project (Project #2023802 NTP 4/9/25) by Mock Roos to determine what drainage improvements are needed.

PHOTO



SCHEDULE SUMMARY

	Original	Actual
Design Start	6/23/2022	6/23/2022
Design Complete	2/1/2028	
Construction Bid Date	6/1/2028	
Construction Start	1/1/2029	
Construction Complete	4/1/2030	

PARTICIPATION

Consultant

SBE 100%

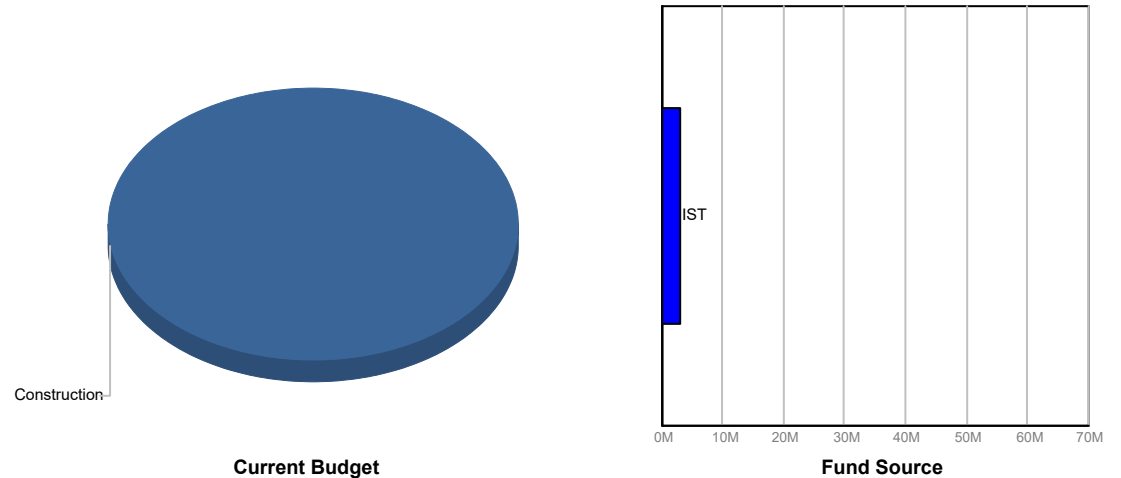
Local 100%

Contractor

SBE TBD

Local TBD

FUNDING



FINANCIAL SUMMARY

	Project Budget	Committed	% Committed	Paid To Date
	A	B	C=B/A	D
Construction	\$3,000,000	\$159,801	5.33%	\$90,843
TOTAL	\$3,000,000	\$159,801	5.33%	\$90,843

NOTES

The project is funded for design (\$600k) in FY23 and for construction (\$2.4m) in FY25.

Design for Project #2018506 is 65% complete.

Drainage Study for Project #2023802 is 90% complete.




Monthly Infrastructure Sales Tax Project Report

Large Cap Projects

Data Date: 1/15/2026

Report Date: 1/31/2026

DESCRIPTION/TEAM	SCOPE	PHOTO
<p>Project Title: Lantana Rd. from Hagen Ranch Rd. to I-95</p> <p>Project Number: 1731</p> <p>BCC District: Multiple</p> <p>Delivery Method: Annual Construction Contract</p> <p>Category: R04-Resurfacing</p> <p>Status: Design</p> <p>Designer: Mock, Roos & Associates</p> <p>Contractor: TBD</p> <p>Project Manager: Chase Miller</p>	<p>Resurfacing 5.5 miles (33 lane miles) of Lantana Road from Hagen Ranch Road to I-95. The road exhibits deteriorating surface conditions caused by issues with the underground closed drainage system.</p> <p>FY2022 IST \$3,280,000</p>	

SCHEDULE SUMMARY	PARTICIPATION	FUNDING																		
<table><thead><tr><th></th><th>Original</th><th>Actual</th></tr></thead><tbody><tr><td>Drainage Repairs Complete</td><td>12/1/2026</td><td></td></tr><tr><td>Milling and Pavement Complete</td><td>6/1/2027</td><td></td></tr><tr><td>ADA (Curb/Cut Ramps) Complete</td><td>9/1/2027</td><td></td></tr><tr><td>Traffic Striping Complete</td><td>8/1/2027</td><td></td></tr><tr><td>Traffic Loops Complete</td><td>12/1/2027</td><td></td></tr></tbody></table>		Original	Actual	Drainage Repairs Complete	12/1/2026		Milling and Pavement Complete	6/1/2027		ADA (Curb/Cut Ramps) Complete	9/1/2027		Traffic Striping Complete	8/1/2027		Traffic Loops Complete	12/1/2027		<p>Consultant</p> <p>SBE 0%</p> <p>Local 100%</p> <p>Contractor</p> <p>SBE 15%</p> <p>Local 100%</p>	 <p>Current Budget</p> <p>Fund Source</p>
	Original	Actual																		
Drainage Repairs Complete	12/1/2026																			
Milling and Pavement Complete	6/1/2027																			
ADA (Curb/Cut Ramps) Complete	9/1/2027																			
Traffic Striping Complete	8/1/2027																			
Traffic Loops Complete	12/1/2027																			

FINANCIAL SUMMARY					NOTES
	Project Budget	Committed	% Committed	Paid To Date	<p>Drainage infrastructure study underway to determine scope of drainage repairs. Outstanding work includes drainage repairs, milling and paving, updating ADA ramps, restriping the road, and replacing traffic loops.</p>
	A	B	C=B/A	D	
Design	\$600,000	\$0	0.00%	\$0	
Construction	\$2,680,000	\$6,070	0.23%	\$6,070	
TOTAL	\$3,280,000	\$6,070	0.19%	\$6,070	



Monthly Infrastructure Sales Tax Project Report

Large Cap Projects

Data Date: 1/15/2026

Report Date: 1/31/2026

DESCRIPTION/TEAM

Project Title: Countywide Street Lighting FY23 (frmly Lyons Rd (Lantana to Boynton Bch Blvd)

Project Number: 1760

BCC District: CW

Delivery Method: Florida Power and Light

Category: S14-Street Lighting

Status: Construction

Designer: Florida Power & Light

Contractor: Florida Power & Light

Project Manager: May Cheng

SCOPE

These projects will replace the high pressure sodium street lights with LED lights. Many of the street lights along County roads are owned and maintained by Florida Power and Light (FPL) with the County paying all the operation and maintenance costs (including power). FPL will be responsible for the final design and installation to convert the street lighting to the newer LED technology, and the County will reimburse FPL all applicable conversion costs. The result will provide a cost savings, better quality illumination, and a more desirable environmental light source.

PHOTO



SCHEDULE SUMMARY

	Original	Actual
Gateway/Lawrence to Savannah Lakes		
Gun Club/Kirk to Congress	7/19/2019	7/19/2019
Military/Camino Real to SW 18th		
Lawrence/Gateway to Boynton Beach		
Lake Worth/Wellington City Limits to SR 7		
Lawrence/Hypoluxo to Miner		
Jog/Hypoluxo to Joe de Long		
Hagen Ranch/Boynton Beach to W. Atlan		
Clint Moore/SR 7 to Turpike	10/28/2024	10/28/2024
Hypoluxo/SR 7 to Hagen Ranch		
Okeechobee/SR 7 to Turpike		
Jog/Woolbright to Lake Ida		
Military/Waditika Wy to Okeechobee		

PARTICIPATION

Consultant

SBE N/A

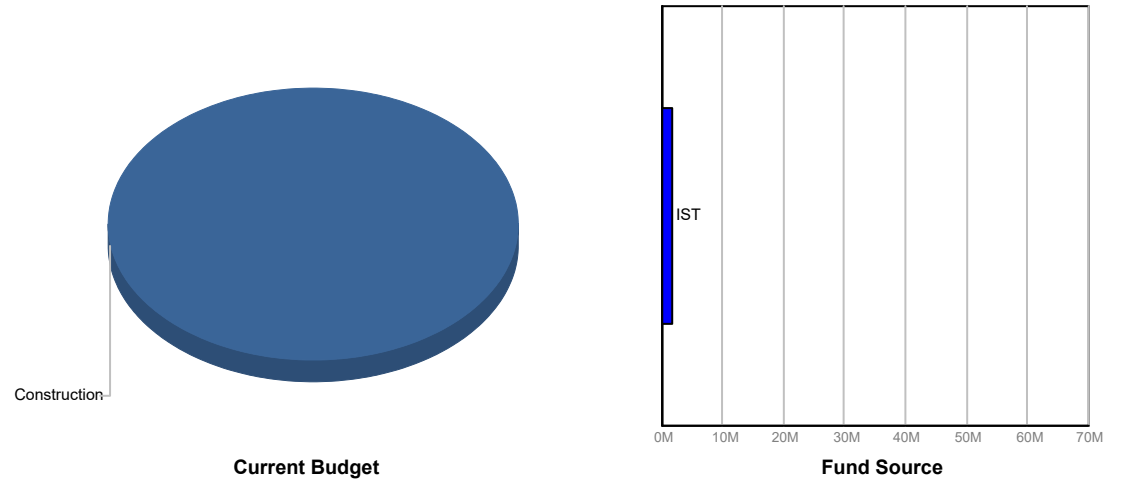
Local N/A

Contractor

SBE N/A

Local N/A

FUNDING



FINANCIAL SUMMARY

	Project Budget	Committed	% Committed	Paid To Date
	A	B	C=B/A	D
Construction	\$1,830,000	\$247,818	13.54%	\$218,040
TOTAL	\$1,830,000	\$247,818	13.54%	\$218,040

NOTES

There are 15 street lighting projects (road segments) funded (\$1,830,000) for conversion in FY 2023. As of 12/1/25, two projects have been completed.




Monthly Infrastructure Sales Tax Project Report

Large Cap Projects

Data Date: 1/15/2026

Report Date: 1/31/2026

DESCRIPTION/TEAM	SCOPE	PHOTO
<p>Project Title: Congress Ave. from Clint Moore Rd. to Lake Ida Rd.</p> <p>Project Number: 1779</p> <p>BCC District: Multiple</p> <p>Delivery Method: Annual Contract</p> <p>Category: R04-Resurfacing</p> <p>Status: Construction</p> <p>Designer: N/A</p> <p>Contractor: Ranger</p> <p>Project Manager: Chase Miller</p>	<p>Resurfacing 4.7 miles (28.2 lane miles) of Congress Avenue from Clint Moore Road to Lake Ida Road.</p> <p>IST FY2024 \$3,300,000.00</p>	

SCHEDULE SUMMARY	PARTICIPATION	FUNDING															
<table><thead><tr><th></th><th>Original</th><th>Actual</th></tr></thead><tbody><tr><td>Milling and Pavement Complete</td><td>12/1/2025</td><td></td></tr><tr><td>ADA (Curb/Cut Ramps) Complete</td><td>3/1/2026</td><td></td></tr><tr><td>Traffic Striping Complete</td><td>1/1/2026</td><td></td></tr><tr><td>Traffic Loops Complete</td><td>9/1/2026</td><td></td></tr></tbody></table>		Original	Actual	Milling and Pavement Complete	12/1/2025		ADA (Curb/Cut Ramps) Complete	3/1/2026		Traffic Striping Complete	1/1/2026		Traffic Loops Complete	9/1/2026		<p>Consultant</p> <p>SBE N/A</p> <p>Local N/A</p> <p>Contractor</p> <p>SBE 15%</p> <p>Local 100%</p>	<div><div></div><div>IST</div></div> <p>Current Budget</p> <p>Fund Source</p>
	Original	Actual															
Milling and Pavement Complete	12/1/2025																
ADA (Curb/Cut Ramps) Complete	3/1/2026																
Traffic Striping Complete	1/1/2026																
Traffic Loops Complete	9/1/2026																

FINANCIAL SUMMARY					NOTES
	Project Budget	Committed	% Committed	Paid To Date	Outstanding work includes milling and paving, updating ADA ramps, restriping the road, and replacing traffic loops.
	A	B	C=B/A	D	
Construction	\$3,300,000	\$3,265,603	98.96%	\$11,200	
TOTAL	\$3,300,000	\$3,265,603	98.96%	\$11,200	




Monthly Infrastructure Sales Tax Project Report

Large Cap Projects

Data Date: 1/15/2026

Report Date: 1/31/2026

DESCRIPTION/TEAM	SCOPE	PHOTO
<p>Project Title: S.W. 18th St. from Boca Rio Rd. to Military Trail</p> <p>Project Number: 1782</p> <p>BCC District: 04</p> <p>Delivery Method: Annual Construction Contract</p> <p>Category: R04-Resurfacing</p> <p>Status: Construction</p> <p>Designer: N/A</p> <p>Contractor: Ranger</p> <p>Project Manager: Chase Miller</p>	<p>Resurfacing 2.5 miles (10.8 lane miles) of SW 18th Street from Boca Rio Road to Military Trail.</p> <p>IST FY2024 \$1,300,000.00</p>	

SCHEDULE SUMMARY	PARTICIPATION	FUNDING															
<table><thead><tr><th></th><th>Original</th><th>Actual</th></tr></thead><tbody><tr><td>Milling and Pavement Complete</td><td>10/1/2026</td><td></td></tr><tr><td>ADA (Curb/Cut Ramps) Complete</td><td>2/1/2027</td><td></td></tr><tr><td>Traffic Striping Complete</td><td>12/1/2026</td><td></td></tr><tr><td>Traffic Loops Complete</td><td>4/1/2027</td><td></td></tr></tbody></table>		Original	Actual	Milling and Pavement Complete	10/1/2026		ADA (Curb/Cut Ramps) Complete	2/1/2027		Traffic Striping Complete	12/1/2026		Traffic Loops Complete	4/1/2027		<p>Consultant</p> <p>SBE N/A</p> <p>Local N/A</p> <p>Contractor</p> <p>SBE 15%</p> <p>Local 100%</p>	<div><div></div><div>IST</div><div>0M10M20M30M40M50M60M70M</div><div>Fund Source</div></div> <div><div>Construction</div><div>Current Budget</div></div>
	Original	Actual															
Milling and Pavement Complete	10/1/2026																
ADA (Curb/Cut Ramps) Complete	2/1/2027																
Traffic Striping Complete	12/1/2026																
Traffic Loops Complete	4/1/2027																

FINANCIAL SUMMARY					NOTES
	Project Budget	Committed	% Committed	Paid To Date	Outstanding work includes milling and paving, updating ADA ramps, restriping the road, and replacing traffic loops.
	A	B	C=B/A	D	
Construction	\$1,300,000	\$158,527	12.19%	\$55,527	
TOTAL	\$1,300,000	\$158,527	12.19%	\$55,527	




Monthly Infrastructure Sales Tax Project Report

Large Cap Projects

Data Date: 1/15/2026

Report Date: 1/31/2026

DESCRIPTION/TEAM	SCOPE	PHOTO
<p>Project Title: Lake Ida Rd. from Hagen Ranch Rd. to Congress Ave.</p> <p>Project Number: 1813</p> <p>BCC District: Multiple</p> <p>Delivery Method: Annual Construction Contract</p> <p>Category: R04-Resurfacing</p> <p>Status: Construction</p> <p>Designer: N/A</p> <p>Contractor: M&M Asphalt Maintenance</p> <p>Project Manager: Chase Miller</p>	Resurfacing 4.5 miles (14.4 lane miles) of Lake Ida Road from Hagan Ranch Road to Congress Avenue.	

SCHEDULE SUMMARY	PARTICIPATION	FUNDING															
<table><thead><tr><th></th><th>Original</th><th>Actual</th></tr></thead><tbody><tr><td>Milling and Pavement Complete</td><td>8/1/2026</td><td></td></tr><tr><td>ADA (Curb/Cut Ramps) Complete</td><td>10/1/2026</td><td></td></tr><tr><td>Traffic Striping Complete</td><td>10/1/2026</td><td></td></tr><tr><td>Traffic Loops Complete</td><td>1/1/2027</td><td></td></tr></tbody></table>		Original	Actual	Milling and Pavement Complete	8/1/2026		ADA (Curb/Cut Ramps) Complete	10/1/2026		Traffic Striping Complete	10/1/2026		Traffic Loops Complete	1/1/2027		<p>Consultant</p> <p>SBE N/A</p> <p>Local N/A</p> <p>Contractor</p> <p>SBE 10%</p> <p>Local 100%</p>	<div><div></div><div>IST</div><div>0M10M20M30M40M50M60M70M</div></div> <p>Current Budget</p> <p>Fund Source</p>
	Original	Actual															
Milling and Pavement Complete	8/1/2026																
ADA (Curb/Cut Ramps) Complete	10/1/2026																
Traffic Striping Complete	10/1/2026																
Traffic Loops Complete	1/1/2027																

FINANCIAL SUMMARY					NOTES
	Project Budget	Committed	% Committed	Paid To Date	Outstanding work includes milling and paving, updating ADA ramps, restriping the road, and replacing traffic loops.
	A	B	C=B/A	D	
Construction	\$1,850,000	\$248,057	13.41%	\$248,057	
TOTAL	\$1,850,000	\$248,057	13.41%	\$248,057	




Monthly Infrastructure Sales Tax Project Report

Large Cap Projects

Data Date: 1/15/2026

Report Date: 1/31/2026

DESCRIPTION/TEAM	SCOPE	PHOTO
<p>Project Title: Old Dixie Hwy. from South County Line to Spanish River Blvd.</p> <p>Project Number: 1814</p> <p>BCC District: 04</p> <p>Delivery Method: Annual Construction Contract</p> <p>Category: R04-Resurfacing</p> <p>Status: Construction</p> <p>Designer: N/A</p> <p>Contractor: M&M Asphalt Maintenance</p> <p>Project Manager: Chase Miller</p>	<p>Resurfacing 4.6 miles (18.4 lane miles) of Old Dixie Hwy. from S. County line to Spanish River.</p>	

SCHEDULE SUMMARY	PARTICIPATION	FUNDING															
<table><thead><tr><th></th><th>Original</th><th>Actual</th></tr></thead><tbody><tr><td>Milling and Pavement Complete</td><td>12/1/2026</td><td></td></tr><tr><td>ADA (Curb/Cut Ramps) Complete</td><td>10/1/2026</td><td></td></tr><tr><td>Traffic Striping Complete</td><td>2/1/2027</td><td></td></tr><tr><td>Traffic Loops Complete</td><td>6/1/2027</td><td></td></tr></tbody></table>		Original	Actual	Milling and Pavement Complete	12/1/2026		ADA (Curb/Cut Ramps) Complete	10/1/2026		Traffic Striping Complete	2/1/2027		Traffic Loops Complete	6/1/2027		<p>Consultant</p> <p>SBE N/A</p> <p>Local N/A</p> <p>Contractor</p> <p>SBE 10%</p> <p>Local 100%</p>	<div><div></div><div>IST</div><div>0M10M20M30M40M50M60M70M</div><div>Current Budget</div><div>Fund Source</div></div>
	Original	Actual															
Milling and Pavement Complete	12/1/2026																
ADA (Curb/Cut Ramps) Complete	10/1/2026																
Traffic Striping Complete	2/1/2027																
Traffic Loops Complete	6/1/2027																

FINANCIAL SUMMARY					NOTES
	Project Budget	Committed	% Committed	Paid To Date	Outstanding work includes milling and paving, updating ADA ramps, restriping the road, and replacing traffic loops.
	A	B	C=B/A	D	
Construction	\$2,170,000	\$53,762	2.48%	\$53,762	
TOTAL	\$2,170,000	\$53,762	2.48%	\$53,762	




Monthly Infrastructure Sales Tax Project Report

Large Cap Projects

Data Date: 1/15/2026

Report Date: 1/31/2026

DESCRIPTION/TEAM	SCOPE	PHOTO
<p>Project Title: Corkscrew Blvd. from County line to U.S. 27</p> <p>Project Number: 1815</p> <p>BCC District: 06</p> <p>Delivery Method: Annual Construction Contract</p> <p>Category: R04-Resurfacing</p> <p>Status: Construction</p> <p>Designer: N/A</p> <p>Contractor: M&M Asphalt Maintenance</p> <p>Project Manager: Trace Doyle</p>	Resurfacing 7 miles (14 lane miles) of Corkscrew Boulevard from County line to US 27.	

SCHEDULE SUMMARY	PARTICIPATION	FUNDING									
<table><tr><th></th><th>Original</th><th>Actual</th></tr><tr><td>Milling and Pavement Complete</td><td>9/1/2025</td><td></td></tr><tr><td>Traffic Striping Complete</td><td>10/1/2025</td><td></td></tr></table>		Original	Actual	Milling and Pavement Complete	9/1/2025		Traffic Striping Complete	10/1/2025		<p>Consultant</p> <p>SBE N/A</p> <p>Local N/A</p> <p>Contractor</p> <p>SBE 10%</p> <p>Local 100%</p>	<div><div></div><div>IST</div><div>0M10M20M30M40M50M60M70M</div><div>Current Budget</div><div>Fund Source</div></div>
	Original	Actual									
Milling and Pavement Complete	9/1/2025										
Traffic Striping Complete	10/1/2025										

FINANCIAL SUMMARY					NOTES
	Project Budget	Committed	% Committed	Paid To Date	Outstanding work includes milling, paving, and restriping the road.
	A	B	C=B/A	D	
Construction	\$1,400,000	\$1,395,773	99.70%	\$5,773	
TOTAL	\$1,400,000	\$1,395,773	99.70%	\$5,773	




Monthly Infrastructure Sales Tax Project Report

Large Cap Projects

Data Date: 1/15/2026

Report Date: 1/31/2026

DESCRIPTION/TEAM	SCOPE	PHOTO
<p>Project Title: El Clair Ranch Rd. from Atlantic Ave. to Boynton Beach Blvd.</p> <p>Project Number: 1816</p> <p>BCC District: 05</p> <p>Delivery Method: Annual Construction Contract</p> <p>Category: R04-Resurfacing</p> <p>Status: Construction</p> <p>Designer: N/A</p> <p>Contractor: M&M Asphalt Maintenance</p> <p>Project Manager: Chase Miller</p>	Resurfacing 5.2 miles (10.4 lane miles) of El Clair Ranch Road from Atlantic Avenue to Boynton Beach Boulevard.	

SCHEDULE SUMMARY	PARTICIPATION	FUNDING															
<table><thead><tr><th></th><th>Original</th><th>Actual</th></tr></thead><tbody><tr><td>Milling and Pavement Complete</td><td>12/1/2026</td><td></td></tr><tr><td>ADA (Curb/Cut Ramps) Complete</td><td>10/1/2026</td><td></td></tr><tr><td>Traffic Striping Complete</td><td>2/1/2027</td><td></td></tr><tr><td>Traffic Loops Complete</td><td>5/1/2027</td><td></td></tr></tbody></table>		Original	Actual	Milling and Pavement Complete	12/1/2026		ADA (Curb/Cut Ramps) Complete	10/1/2026		Traffic Striping Complete	2/1/2027		Traffic Loops Complete	5/1/2027		<p>Consultant</p> <p>SBE N/A</p> <p>Local N/A</p> <p>Contractor</p> <p>SBE 10%</p> <p>Local 100%</p>	<div><div></div><div>IST</div><div>0M10M20M30M40M50M60M70M</div></div> <p>Current Budget</p> <p>Fund Source</p>
	Original	Actual															
Milling and Pavement Complete	12/1/2026																
ADA (Curb/Cut Ramps) Complete	10/1/2026																
Traffic Striping Complete	2/1/2027																
Traffic Loops Complete	5/1/2027																

FINANCIAL SUMMARY					NOTES
	Project Budget	Committed	% Committed	Paid To Date	Outstanding work includes milling and paving, updating ADA ramps, restriping the road, and replacing traffic loops.
	A	B	C=B/A	D	
Construction	\$1,360,000	\$90,765	6.67%	\$90,765	
TOTAL	\$1,360,000	\$90,765	6.67%	\$90,765	




Monthly Infrastructure Sales Tax Project Report

Large Cap Projects

Data Date: 1/15/2026

Report Date: 1/31/2026

DESCRIPTION/TEAM	SCOPE	PHOTO
<p>Project Title: Judge Winnikoff Rd. from State Rd. 7 to Glades Rd.</p> <p>Project Number: 1820</p> <p>BCC District: 05</p> <p>Delivery Method: Annual Construction Contract</p> <p>Category: R04-Resurfacing</p> <p>Status: Construction</p> <p>Designer: N/A</p> <p>Contractor: M&M Asphalt Maintenance</p> <p>Project Manager: Chase Miller</p>	Resurfacing 3.9 miles (10.0 lane miles) of Judge Winnikoff Road from Glades Road to SR 7.	

SCHEDULE SUMMARY	PARTICIPATION	FUNDING															
<table><thead><tr><th></th><th>Original</th><th>Actual</th></tr></thead><tbody><tr><td>Milling and Pavement Complete</td><td>9/1/2026</td><td></td></tr><tr><td>ADA (Curb/Cut Ramps) Complete</td><td>12/1/2026</td><td></td></tr><tr><td>Traffic Striping Complete</td><td>11/1/2026</td><td></td></tr><tr><td>Traffic Loops Complete</td><td>2/1/2027</td><td></td></tr></tbody></table>		Original	Actual	Milling and Pavement Complete	9/1/2026		ADA (Curb/Cut Ramps) Complete	12/1/2026		Traffic Striping Complete	11/1/2026		Traffic Loops Complete	2/1/2027		<p>Consultant</p> <p>SBE N/A</p> <p>Local N/A</p> <p>Contractor</p> <p>SBE 10%</p> <p>Local 100%</p>	<div><div></div><div>IST</div><div>Construction</div><div>Current Budget</div><div>Fund Source</div></div>
	Original	Actual															
Milling and Pavement Complete	9/1/2026																
ADA (Curb/Cut Ramps) Complete	12/1/2026																
Traffic Striping Complete	11/1/2026																
Traffic Loops Complete	2/1/2027																

FINANCIAL SUMMARY					NOTES
	Project Budget	Committed	% Committed	Paid To Date	Outstanding work includes milling and paving, updating ADA ramps, restriping the road, and replacing traffic loops.
	A	B	C=B/A	D	
Construction	\$1,030,000	\$63,758	6.19%	\$63,758	
TOTAL	\$1,030,000	\$63,758	6.19%	\$63,758	



Monthly Infrastructure Sales Tax Project Report

Large Cap Projects

Data Date: 1/15/2026

Report Date: 1/31/2026

DESCRIPTION/TEAM

Project Title: Courthouse Buildout and Renovations

Project Number: B592
BCC District: CW
Delivery Method: CMAR
Category: J02-Judicial
Status: Permitting
Designer: Leo A. Daly
Contractor: The Weitz Company LLC
Project Manager: Rich Avery

SCOPE

Improvement of approximately 100,000 square feet of unfinished interior space upon floors one, seven and eight of the Judge Daniel T.K. Hurley Courthouse in downtown West Palm Beach , as well as other incidental interior improvements. All improvements will implement the Palm Beach County Judicial Facilities Master Plan Update.
IST funding consists of:
\$8,000,000 in FY 2022,
\$24,500,000 in FY 2023
\$35,136,943 in FY 2024,
\$3,000,000 Impact Fees
Total of \$70,636,943.

PHOTO



SCHEDULE SUMMARY

	Original	Actual
Design Contract Issued	6/7/2022	6/7/2022
Design Commencement	6/17/2022	6/17/2022
Design Completion 1st, 7th, & 8th floors	5/18/2023	1/29/2026
Permitting	1/29/2026	

PARTICIPATION

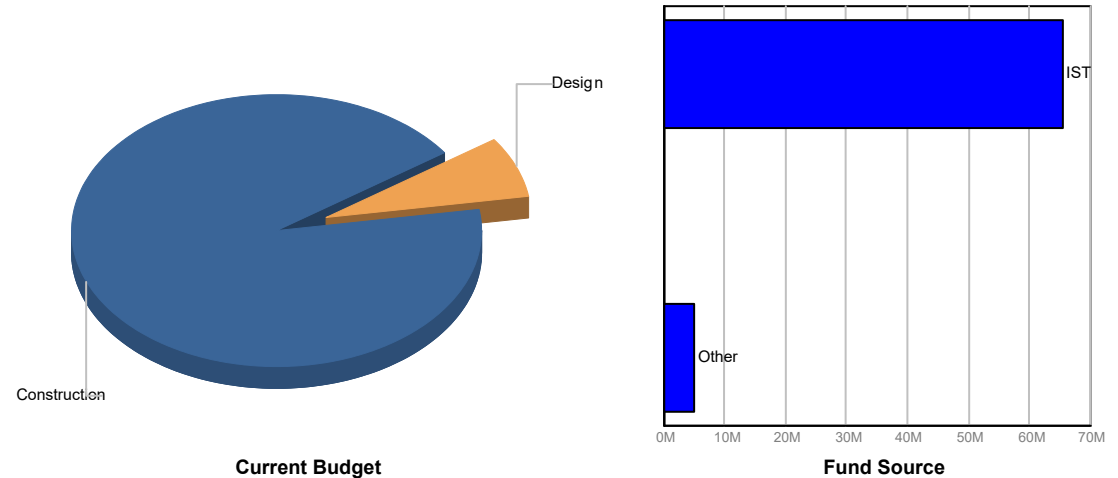
Consultant

SBE 25%
Local 100%

Contractor

SBE TBD
Local TBD

FUNDING



Current Budget

FINANCIAL SUMMARY

	Project Budget	Committed	% Committed	Paid To Date
	A	B	C=B/A	D
Design	\$5,026,992	\$2,231,697	44.39%	\$439,371
Construction	\$65,609,951	\$3,048,337	4.65%	\$2,822,410
TOTAL	\$70,636,943	\$5,280,034	7.47%	\$3,261,781

NOTES

The 95% CD package has been issued for comment. The CM has submitted the package to the West Palm Beach Building Department and is awaiting their review. The CM will begin preliminary bidding, to be finalized once comments from the Building Department and end users are resolved. A target date for the final GMP has not yet been established.



Monthly Infrastructure Sales Tax Project Report

Large Cap Projects

Data Date: 1/15/2026

Report Date: 1/31/2026

DESCRIPTION/TEAM

Project Title: Lake Worth West Substation

Project Number: B607
 BCC District: Multiple
 Delivery Method: Construction Manager at Risk
 Category: S06-Sheriff - FDO
 Status: Close Out
 Designer: Ohlson Lavoie Collaborative
 Contractor: D Stephenson
 Project Manager: Sunil Jagoo

SCOPE

Provide dedicated office(s) within the HRC2 building (project-19220) for PBSO field personnel's use. Additional interior improvements include a multipurpose room for PBSO training purposes and HRC/community programming, as well as restrooms, circulation area, and other incidental improvements.

FY 2019 IST \$1,213,460

PHOTO



SCHEDULE SUMMARY

Original	Actual
Please Refer to Central County Resource	

PARTICIPATION

Consultant

SBE TBD

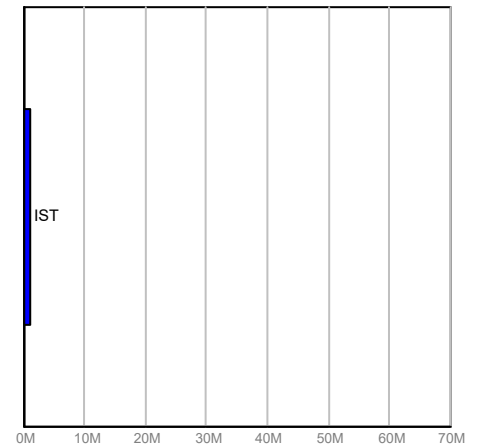
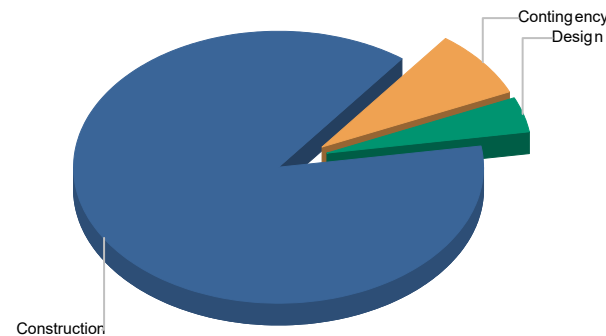
Local TBD

Contractor

SBE TBD

Local TBD

FUNDING



Current Budget

Fund Source

FINANCIAL SUMMARY

	Project Budget	Committed	% Committed	Paid To Date
	A	B	C=B/A	D
Design	\$50,000	\$2,227	4.45%	\$2,227
Construction	\$1,063,460	\$1,085,373	102.06%	\$1,085,374
Contingency	\$100,000	\$0	0.00%	\$0
TOTAL	\$1,213,460	\$1,087,601	89.63%	\$1,087,601

NOTES

Please refer to the Central County Resource Center report for current status and material project updates.



Monthly Infrastructure Sales Tax Project Report

Large Cap Projects

Data Date: 1/15/2026

Report Date: 1/31/2026

DESCRIPTION/TEAM

Project Title: PBSO District 1 Substation and Marine Unit

Project Number: B665

BCC District: 02

Delivery Method: CMAR

Category: S06-Sheriff - FDO

Status: Construction

Designer: Song & Associates

Contractor: Kaufman Lynn

Project Manager: Henry Madriz

SCOPE

Construction of an approximately 28,000 square foot facility and site improvements to accommodate the relocation of PBSO District 1 from PBSO Headquarters as well as the relocation of the PBSO Marine Unit from the County's Cherry Road Complex property. The subject site is approximately 5.75 acres and located on the west side of Jog Road approximately 1,000 feet south of Belvedere Road.

Funding Sources: IST\$1,000,000,Ad-valorem \$2,076,000, and Impact Fees \$ 22,516,895

PHOTO



SCHEDULE SUMMARY

	Original	Actual
Submit DRO Application	8/3/2020	8/3/2020
Submit for Permits	3/18/2022	5/6/2022
Construction Complete	10/31/2023	6/16/2025
PBSO Turn Over	3/21/2025	9/18/2025
Project Completion	3/2/2026	

PARTICIPATION

Consultant

SBE 77.4%

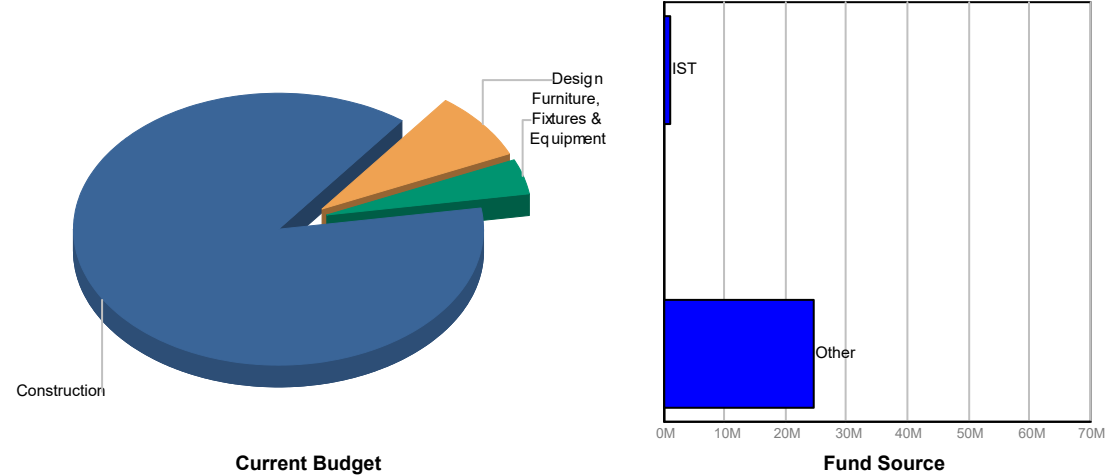
Local 100%

Contractor

SBE 27.06%

Local 100%

FUNDING



FINANCIAL SUMMARY

	Project Budget	Committed	% Committed	Paid To Date
	A	B	C=B/A	D
Design	\$2,076,000	\$840,021	40.46%	\$840,021
Construction	\$22,440,895	\$21,894,799	97.57%	\$17,015,700
Furniture, Fixtures & Equipment	\$1,076,000	\$854,251	79.39%	\$854,251
TOTAL	\$25,592,895	\$23,589,071	92.17%	\$18,709,971

NOTES

Change Order 5 has been processed and approved, and K&L is working on the corresponding pay application. Change Orders 6 and 7 are now being prepared to segregate the contingency items.



Monthly Infrastructure Sales Tax Project Report

Large Cap Projects

Data Date: 1/15/2026

Report Date: 1/31/2026

DESCRIPTION/TEAM

Project Title: Gramercy Park Expansion (aka Mack Bernard Park)
Project Number: P945
BCC District: 07
Delivery Method: Annual Contract
Category: E02-Existing Park Redevelopment or Expansion
Status: Close Out
Designer: Colome' & Associates, Inc.
Contractor: Hatcher Construction & Development
Project Manager: David Polson

SCOPE

Gramercy: Construction of a +/- 11,000 sq. ft. neighborhood center and passive park for underserved Countywide Community Revitalization Team (CCRT) areas.

FY 2024 IST: \$4,000,000
Other funding \$44,956 is captured in another report, T004.

PHOTO



SCHEDULE SUMMARY

	Original	Actual
Construction NTP Issued	1/30/2024	1/30/2024
Construction Commencement	2/5/2024	2/5/2024
Permits Issued	1/24/2024	1/24/2024
Ground Breaking Ceremony	3/14/2024	3/14/2024
Substantial Completion	6/13/2025	10/3/2025
Final Completion		
Closeout		
Project Completion	3/3/2025	

PARTICIPATION

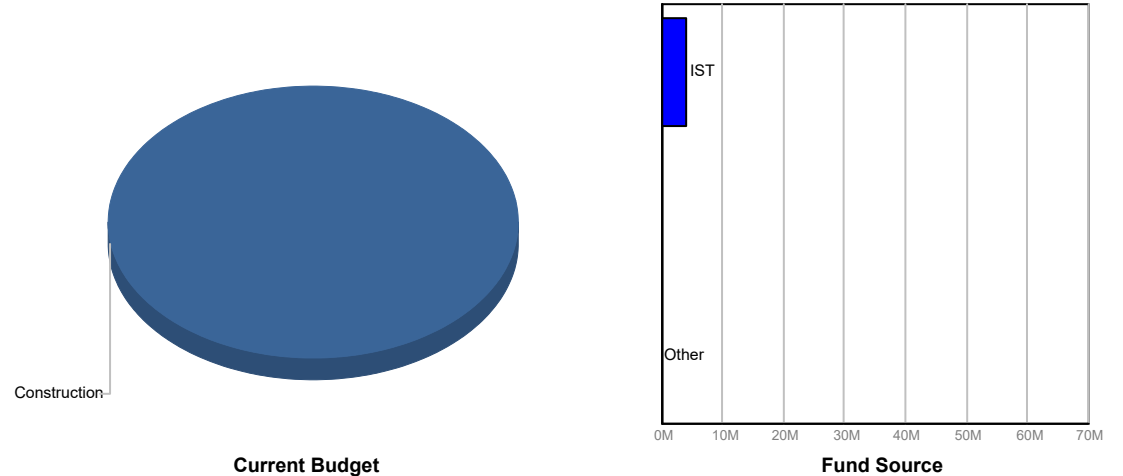
Consultant

SBE 88.63%
Local 100%

Contractor

SBE N/A
Local N/A

FUNDING



FINANCIAL SUMMARY

	Project Budget	Committed	% Committed	Paid To Date
	A	B	C=B/A	D
Design	\$0	\$0	0.00%	\$0
Construction	\$4,069,710	\$3,073,961	75.53%	\$2,473,490
TOTAL	\$4,069,710	\$3,073,961	75.53%	\$2,473,490

NOTES

The Ribbon Cutting Ceremony on September 10, 2025, marked a major milestone. Since then, OAC meetings have concluded. A TCO and substantial completion were obtained on October 3, 2025, and the CM is now working through punch list items. A Certificate of Occupancy was obtained on 12/16/25. Risk Management procured and installed two EADs, and Faith's Place has already occupied the building, which is now fully operational.




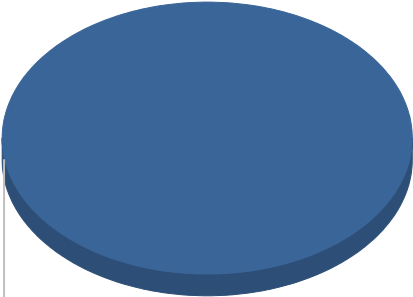
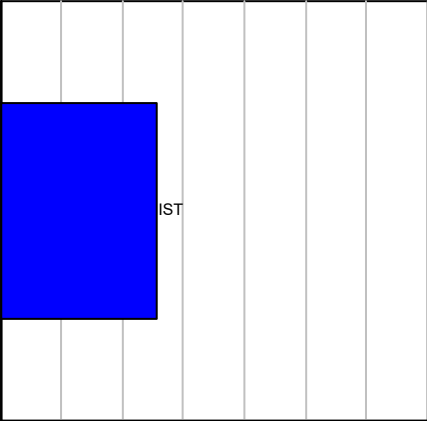
Monthly Infrastructure Sales Tax Project Report

Large Cap Projects

Data Date: 1/15/2026

Report Date: 1/31/2026

DESCRIPTION/TEAM	SCOPE	PHOTO
<p>Project Title: Housing Units for Homeless, Extremely Low Income, & Low Income</p> <p>Project Number: Q001</p> <p>BCC District: CW</p> <p>Delivery Method: TBD</p> <p>Category: H02-Housing</p> <p>Status: Varies</p> <p>Designer: Varies</p> <p>Contractor: Varies</p> <p>Project Manager: Varies</p>	<p>This project involves the delivery of housing units for use as temporary or longer term affordable housing for homeless and special populations.</p> <p>This Project is funded in: FY 2017 - FY 2026 for \$2,550,000 each year for a total of \$25,500,000.</p>	

SCHEDULE SUMMARY	PARTICIPATION	FUNDING									
<table><thead><tr><th></th><th>Original</th><th>Actual</th></tr></thead><tbody><tr><td>Project Start</td><td>9/1/2017</td><td>9/1/2017</td></tr><tr><td>Project Completion TBD</td><td></td><td></td></tr></tbody></table>		Original	Actual	Project Start	9/1/2017	9/1/2017	Project Completion TBD			<p>Consultant</p> <p>SBE VARIES</p> <p>Local VARIES</p> <p>Contractor</p> <p>SBE VARIES</p> <p>Local VARIES</p>	<div><div></div><div>Construction</div></div>   <p>Current Budget</p> <p>Fund Source</p>
	Original	Actual									
Project Start	9/1/2017	9/1/2017									
Project Completion TBD											

FINANCIAL SUMMARY					NOTES
	Project Budget	Committed	% Committed	Paid To Date	
	A	B	C=B/A	D	
Design	\$0	\$15,392	0.00%	\$15,392	
Construction	\$25,500,000	\$9,222,384	36.17%	\$6,557,513	
Furniture, Fixtures & Equipment	\$0	\$0	0.00%	\$0	
Other	\$0	\$51,039	0.00%	\$50,674	
Contingency	\$0	\$0	0.00%	\$0	
TOTAL	\$25,500,000	\$9,288,815	36.43%	\$6,623,580	

This project supports multiple initiatives over a 10-year period, focusing on housing and shelter improvements. The Cottage Homes pilot project by the WPB Housing Authority received \$6.07 million, with its ribbon-cutting held on October 30, 2024. The BCC allocated \$1 million for a non-congregate shelter in Pahokee, with \$621,000 expended since September 15, 2020. A \$2.5 million investment was approved on November 1, 2022, to enhance 534 Belle Glade housing units, with ongoing work. Additionally, \$13 million was committed on March 18, 2025, for acquiring a 114-room senior housing hotel, but complications prevented closing and the Agreement was terminated on 11 /4/25 per BCC direction.



Monthly Infrastructure Sales Tax Project Report

Large Cap Projects

Data Date: 1/15/2026

Report Date: 1/31/2026

DESCRIPTION/TEAM

Project Title: Countywide ADA Renovations

Project Number: Q002
BCC District: CW
Delivery Method: Annual Contract
Category: G02-General Government Facilities
Status: Varies
Designer: Varies
Contractor: Varies
Project Manager: Varies

SCOPE

Renovate multiple public facility restrooms to meet ADA requirements. The following locations are planned for renovation:
Delray Health Clinic ADA Restrooms @ \$250K FY2017
Lantana Health Clinic ADA Restrooms @ \$275K FY2022
Lantana Health Clinic ADA Service Counter @ \$16K FY2022
Jupiter Health Clinic ADA Restrooms @ \$64K FY2022
West County Administration Building (aka Glades Office Building) ADA Improvements @ \$245K FY2022 and \$450K FY2023
Glades Community Health Center ADA Restrooms @ \$100K FY2025
This Project is funded in:
FY 2017 \$250,000 FY 2024 \$1,009,758
FY 2022 \$600,000 FY 2025 \$539,000

PHOTO



SCHEDULE SUMMARY

	Original	Actual
Delray Health Start	7/27/2017	7/27/2017
Delray Health Finish	12/21/2018	10/24/2022
Lantana Health Start	7/7/2017	7/7/2017
Lantana Health Finish	4/8/2018	3/18/2024
Lantana Health (Counters) Start	11/24/2020	11/24/2020
Lantana Health (Counters) Finish	10/1/2024	10/1/2024
Jupiter Health Start	12/22/2020	12/22/2020
Jupiter Health Finish	11/1/2024	11/1/2024
West County Admin Start	6/22/2022	6/1/2023
West County Admin Finish		
Glades Community Health Center Start	7/21/2025	7/21/2025
Glades Community Health Center Finish		

PARTICIPATION

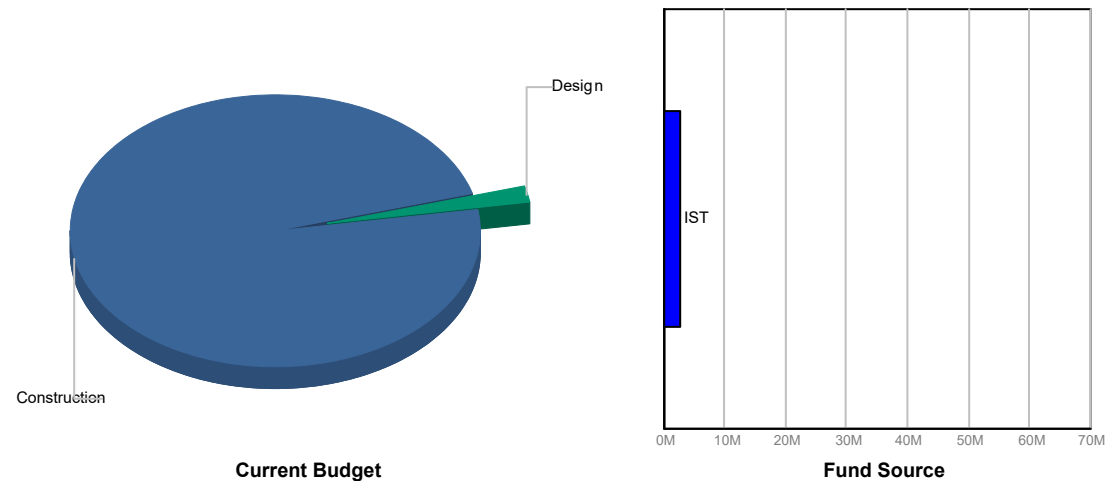
Consultant

SBE Varies
Local Varies

Contractor

SBE Varies
Local Varies

FUNDING



FINANCIAL SUMMARY

	Project Budget	Committed	% Committed	Paid To Date
	A	B	C=B/A	D
Design	\$52,353	\$322,163	615.37%	\$265,160
Construction	\$2,819,469	\$851,131	30.19%	\$754,332
Furniture, Fixtures & Equipment	\$0	\$0	0.00%	\$0
Other	\$0	\$41,829	0.00%	\$41,829
Contingency	\$0	\$0	0.00%	\$0
TOTAL	\$2,871,822	\$1,215,123	42.31%	\$1,061,321

NOTES

Delray Health: Closed. Lantana Health: Project completed. Final reconciliation change order underway.
Jupiter Health: Facility in use by Health Department. Project in closeout. West County Administration Building: Received 50% CD comments from Saltz Michelson and is under review. Glades Community Health Center: CSA is issued and sent existing building plans to Colome & Associates.



Monthly Infrastructure Sales Tax Project Report

Large Cap Projects

Data Date: 1/15/2026

Report Date: 1/31/2026

DESCRIPTION/TEAM

Project Title: Animal Care & Control

Project Number: Q008
BCC District: 02
Delivery Method: Construction Manager at Risk
Category: G02-General Government Facilities
Status: Construction
Designer: PGAL
Contractor: Wharton-Smith
Project Manager: Rich Avery

SCOPE

The Animal Care & Control Renovation & Expansion project for the Belvedere Rd. campus includes: renovations to existing buildings for improved functionality; possible replacement of non-air conditioned kennel buildings with air-conditioned kennel buildings pending evaluation, pricing and approval; and the creation of new spaces necessary to facilitate current and future projected operational needs. The cost of the project includes cost-estimating services necessary in order to validate the project scope, which was derived jointly by FDO & the ACC Division via a needs assessment and programming document, as well as interim arrangements to sustain continuous operations during construction. Funding: FY 2019 IST now only \$6,000,000 and FY 2020 IST \$7,000,000. The balance will be bond (+/- \$60M).

PHOTO



SCHEDULE SUMMARY

	Original	Actual
PROGRAMMING	10/1/2018	10/1/2018
Commence Design Comparative Study	7/24/2019	7/24/2019
Design Start	2/3/2020	12/2/2020
Construction Start	12/1/2020	2/2/2026
Substantial Completion	7/3/2023	

PARTICIPATION

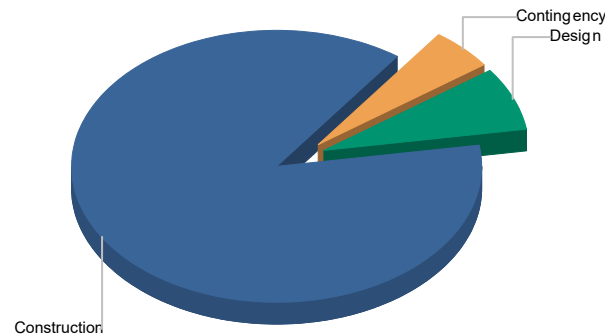
Consultant

SBE 20%
Local 100%

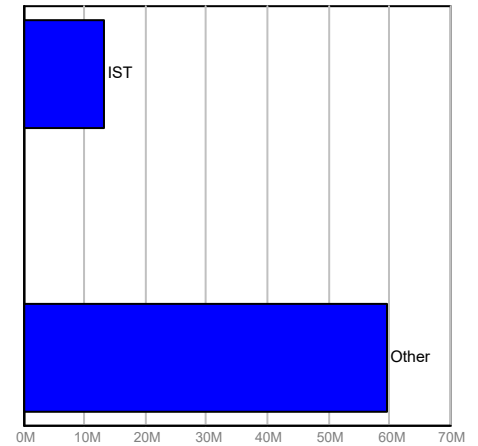
Contractor

SBE 13.04%
Local 13.04%

FUNDING



Current Budget



Fund Source

FINANCIAL SUMMARY

	Project Budget	Committed	% Committed	Paid To Date
	A	B	C=B/A	D
Design	\$5,379,997	\$3,842,208	71.42%	\$2,191,995
Construction	\$63,821,420	\$1,011,368	1.58%	\$880,197
Contingency	\$3,800,003	\$255,304	6.72%	\$194,468
TOTAL	\$73,001,420	\$5,108,880	7.00%	\$3,266,660

NOTES

A Phase 1 GMP for the portion of work identified as "Sequence 0," which involves site work and selective demolition was approved at the BCC meeting on 1/6/26. A Groundbreaking ceremony held on 1/28/26 at 10:00 AM. CM has started demo work. A GMP for subsequent work is forthcoming. Work will continue over a four duration for continuity of operations.



Monthly Infrastructure Sales Tax Project Report

Large Cap Projects

Data Date: 1/15/2026

Report Date: 1/31/2026

DESCRIPTION/TEAM

Project Title: Central County Housing Resource Center

Project Number: Q009

BCC District: 03

Delivery Method: Construction Manager at Risk

Category: H02-Housing

Status: Close Out

Designer: Ohlson Lavoie Corporation

Contractor: D. Stephenson Construction, Inc.

Project Manager: Sunil Jagoo

SCOPE

The Homeless Resource Center 2 (HRC 2) is to provide an effective Crisis Response System that provides immediate and easy access to safe and decent temporary shelter to County residents that need it and aims to re-house people as quickly as possible while receiving wrap-around social services. The facility will compliment the County's existing Senator Philip D. Lewis Center in West Palm Beach and will consist of approximately 19,000 square feet to support 74 client beds, dining and service delivery/office areas, restrooms, laundry facilities, an intake lobby, and other incidental interior and exterior improvements. Co-located within the facility will be the improvements identified in the IST Project Plan titled PBSO Lake Worth West Substation. FY 2019 IST \$5,700,000 FY 2022 IST \$9,243,697

PHOTO



SCHEDULE SUMMARY

	Original	Actual
Program Development	11/1/2017	11/1/2017
Public Outreach	2/1/2019	2/1/2019
Design Team Solicitation	5/1/2019	9/30/2020
CM Solicitation	9/1/2019	11/26/2019
Schematic Design	11/11/2019	1/31/2020
Design Development	5/1/2020	9/28/2020
Construction Documents	10/1/2020	2/23/2021
Permitting	1/1/2021	11/1/2021
Construction Commencement	6/1/2021	5/10/2022
CO/Substantial Completion	9/1/2022	5/17/2023
Occupancy	10/3/2022	1/30/2024

PARTICIPATION

Consultant

SBE 0%

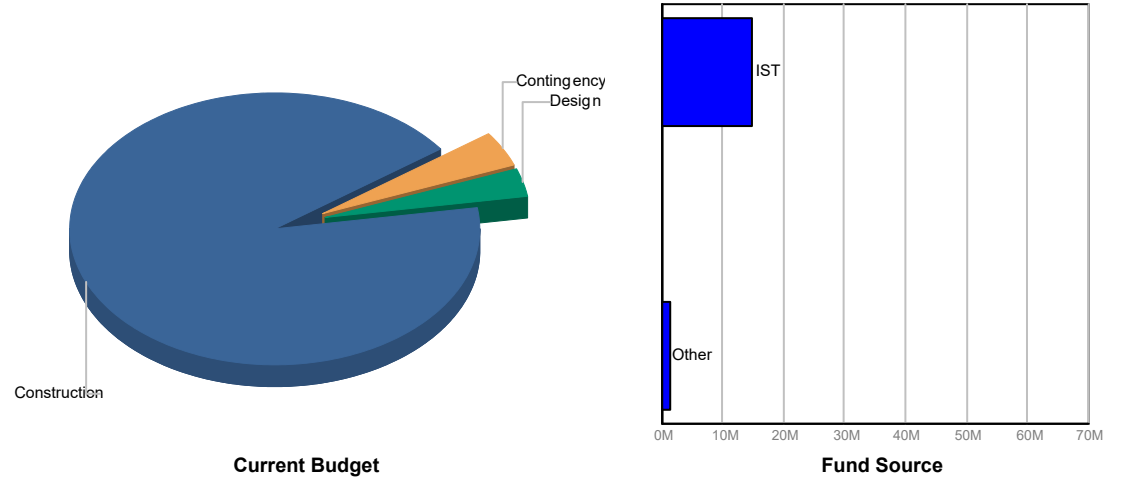
Local 25%

Contractor

SBE N/A

Local 100%

FUNDING



FINANCIAL SUMMARY

	Project Budget	Committed	% Committed	Paid To Date
	A	B	C=B/A	D
Design	\$547,999	\$157,227	28.69%	\$157,227
Construction	\$15,117,852	\$14,911,598	98.64%	\$14,171,391
Contingency	\$700,000	\$5,300	0.76%	\$5,300
TOTAL	\$16,365,851	\$15,074,125	92.11%	\$14,333,918

NOTES

The contractor has addressed the pay-application comments. The PM reviewed the revisions and submitted the application for processing.



Monthly Infrastructure Sales Tax Project Report

Large Cap Projects

Data Date: 1/15/2026

Report Date: 1/31/2026

DESCRIPTION/TEAM

Project Title: South County Administrative Complex

Project Number: Q010
 BCC District: 07
 Delivery Method: Varies
 Category: G02-General Government Facilities
 Status: Design
 Designer: Zyscovich, LLC
 Contractor: TBD
 Project Manager: Robert J Lipscomb

SCOPE

This project funds essential Renewal and Replacement (R&R) needs to sustain the continuous operation of this 40+ year old complex prior to its future redevelopment. As such there is no defined scope of work. Any funds remaining at such time that redevelopment is funded would be utilized toward professional design services for the redevelopment. Funding includes \$3M each in FY 2020 and FY 2021, for a total of \$6M. Bond funding in the amount of \$8M toward design for site redevelopment was approved in FY25.

PHOTO



SCHEDULE SUMMARY

	Original	Actual
Redevelopment Planning	10/29/2019	10/29/2019
Programming	12/6/2022	12/6/2022
Master Plan	8/29/2023	8/29/2023
Design Commencement	12/3/2024	5/22/2025

PARTICIPATION

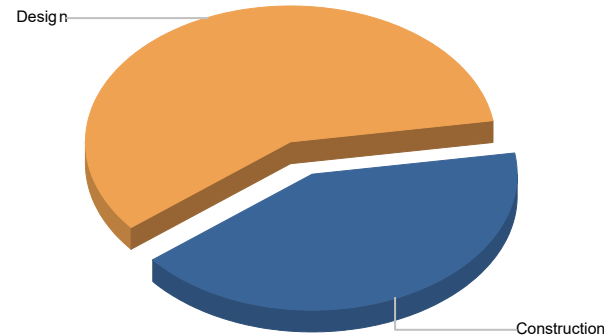
Consultant

SBE Varies
 Local Varies

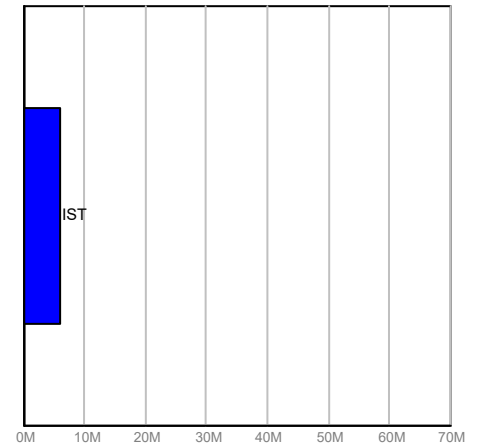
Contractor

SBE Varies
 Local Varies

FUNDING



Current Budget



Fund Source

FINANCIAL SUMMARY

	Project Budget	Committed	% Committed	Paid To Date
	A	B	C=B/A	D
Design	\$3,500,000	\$3,500,000	100.00%	\$0
Construction	\$2,500,000	\$1,606,836	64.27%	\$1,387,144
Other	\$0	\$27,977	0.00%	\$22,503
TOTAL	\$6,000,000	\$5,134,813	85.58%	\$1,409,648

NOTES

R&R work continues to sustain operations Redevelopment design services were finalized at \$11,489,524.64 (\$3.5M from IST and the remainder from a bond approved by the BCC on 9/16/25) and are ongoing. MOSS was selected as CMAR on 6/5/25 and an agreement is in final negotiation. Construction commencement depends on the Tax Collector relocation , while a replacement communication tower is planned near the existing one, with constructability and access under review. A preliminary pre-application meeting with City of Delray Beach representatives was conducted 12/17/25 and a subsequent meeting has been requested for 2/9/26.



Monthly Infrastructure Sales Tax Project Report

Large Cap Projects

Data Date: 1/15/2026

Report Date: 1/31/2026

DESCRIPTION/TEAM

Project Title: Government Center
Renewal/Replacement

Project Number: Q011
BCC District: 02
Delivery Method: Construction Manager at Risk
Category: G02-General Government Facilities
Status: Design
Designer: Netta Architects
Contractor: The Weitz Company LLC
Project Manager: Jeffrey Halverson

SCOPE

This project includes but is not limited to upgrades and replacement of select building finishes and systems including security, HVAC, plumbing, fire alarm, fire sprinkler, electrical, low voltage, lighting, flooring and paint. The scope of the project will additionally include a building conditions assessment, program evaluation study, interior space planning and layout improvements. The proposed renovations to the Robert Weisman Governmental Center are designed to increase the functionality of key areas within the facility and bring the building up to current County standards.

FY2022 IST \$8,000,000 FY2023 IST \$14,000,000 FY2024 IST \$43,740,800 FY2025 \$11,000,000
FY2026 IST \$15,000,000 FY2027 IST \$11,500,000

PHOTO



SCHEDULE SUMMARY

	Original	Actual
CM RFP Proposals Due	12/2/2021	12/2/2021
CM Shortlist Meeting	1/19/2022	3/15/2022
Design RFP Final Selection	11/8/2021	9/30/2021
Structural Assessment	1/31/2023	3/17/2023
Building Construction Assessment	6/1/2023	12/20/2024
Life Cycle Analysis	11/1/2023	1/20/2024
Programming	9/9/2024	9/9/2024
Phase I CSA#4(Exterior & floors 10-12)	6/10/2025	6/10/2025
Phase I CSA#5(Parking Garage 1st floor)	9/1/2025	

PARTICIPATION

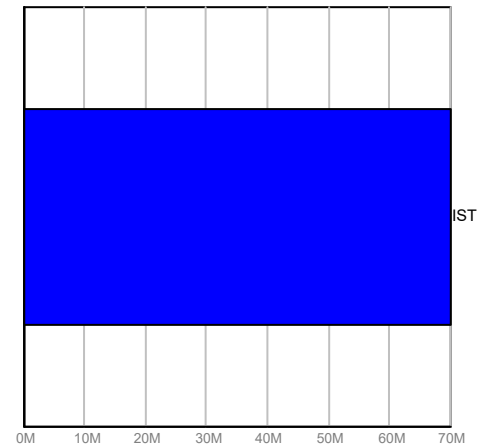
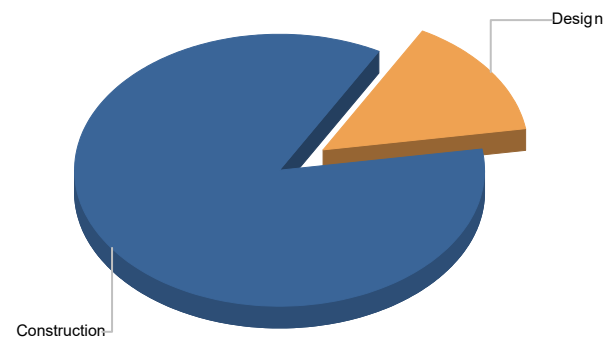
Consultant

SBE 33%
Local 100%

Contractor

SBE 19%
Local 100%

FUNDING



Current Budget

Fund Source

FINANCIAL SUMMARY

	Project Budget	Committed	% Committed	Paid To Date
	A	B	C=B/A	D
Design	\$15,000,000	\$5,930,789	39.54%	\$170,048
Construction	\$88,265,778	\$921,216	1.04%	\$742,457
TOTAL	\$103,265,778	\$6,852,005	6.64%	\$912,505

NOTES

The third meeting with County Administration was held on 1/21, during which he approved the three year schedule. The Real Estate Division is working on lease space, the architect is developing the design proposal, and a teleconference with the site planner was conducted 2/3/26 and a proposed for professional services to secure the necessary City of West Palm Beach approvals is forthcoming .




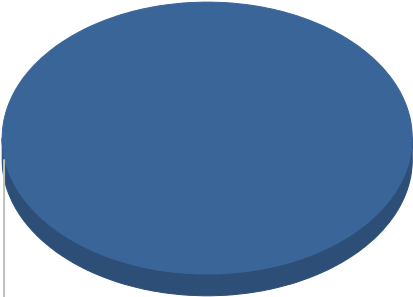
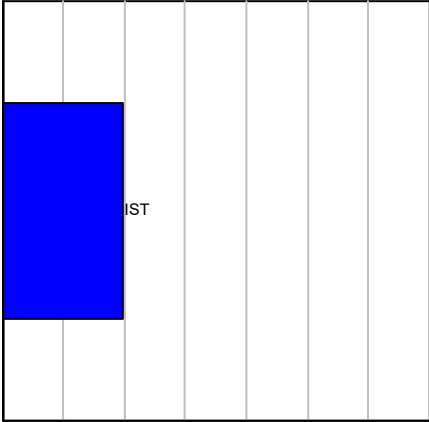
Monthly Infrastructure Sales Tax Project Report

Large Cap Projects

Data Date: 1/15/2026

Report Date: 1/31/2026

DESCRIPTION/TEAM	SCOPE	PHOTO
<p>Project Title: Countywide Buildings Renewal/Replacement</p> <p>Project Number: Q014</p> <p>BCC District: CW</p> <p>Delivery Method: Varies</p> <p>Category: G02-General Government Facilities</p> <p>Status: Varies</p> <p>Designer: Varies</p> <p>Contractor: Varies</p> <p>Project Manager: Varies</p>	<p>This project addresses backlogged building system renewal and replacement, ranging from envelope components (roofs, walls, structural elements, window and weatherproofing), HVAC, plumbing, electrical, ceiling and lighting, back-up power, flooring and painting.</p> <p>FY23 IST \$4,015,800, FY24 IST \$6,154,093, FY25 IST \$4,015,800, FY26 IST \$4,015,800, and FY27 IST \$1,463,792.</p>	

SCHEDULE SUMMARY	PARTICIPATION	FUNDING									
<table><tr><th></th><th>Original</th><th>Actual</th></tr><tr><td>Projects Commencement</td><td>1/2/2023</td><td>5/17/2023</td></tr><tr><td>Projects Completion</td><td></td><td></td></tr></table>		Original	Actual	Projects Commencement	1/2/2023	5/17/2023	Projects Completion			<p>Consultant</p> <p>SBE Varies</p> <p>Local Varies</p> <p>Contractor</p> <p>SBE Varies</p> <p>Local Varies</p>	<div><div></div><div>Construction</div></div>   <p>Current Budget</p> <p>Fund Source</p>
	Original	Actual									
Projects Commencement	1/2/2023	5/17/2023									
Projects Completion											

FINANCIAL SUMMARY					NOTES				
	Project Budget	Committed	% Committed	Paid To Date	FDO will target single scope of work projects commanding high dollar values or combined scopes of work at single buildings/facilities for this funding to simplify tracking and reporting. Mid-County Senior Center: The reroofing project is complete. Highridge Family Center Roof Replacement: Asbestos results have been received and the scope of work is complete. The invitation for bid is currently under CID review.				
	A	B	C=B/A	D					
Construction	\$19,674,325	\$758,805	3.86%	\$758,805					
TOTAL	\$19,674,325	\$758,805	3.86%	\$758,805					



Monthly Infrastructure Sales Tax Project Report

Large Cap Projects

Data Date: 1/15/2026

Report Date: 1/31/2026

DESCRIPTION/TEAM

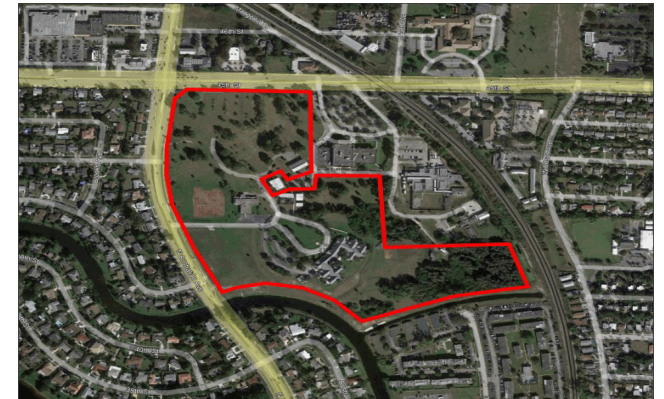
Project Title: 810 Datura Building Replacement

Project Number: Q018
BCC District: 07
Delivery Method: CMAR
Category: G02-General Government Facilities
Status: Construction
Designer: Alfonso Hernandez Architect, LLC
Contractor: D. Stephenson
Project Manager: Terri Wolfe

SCOPE

This project relocates the Community Services Department from 810 Datura Street to the County's 45th Street Complex. The result will be a modern office building to replace the existing facility which is 50+ years old, providing adequate space for services and programs into the future.
FY 2023 - \$2,600,000
FY 2024 - \$1,575,600
FY 2025 - \$5,000,000
FY 2026 - \$18,660,000
Bond - \$22,000,000

PHOTO



SCHEDULE SUMMARY

	Original	Actual
Project Start	10/1/2024	2/9/2022
Programming	5/12/2023	5/12/2023
Design	8/1/2023	10/1/2025
Construction Commencement	1/1/2026	1/23/2026
Construction Completion	6/7/2027	
Substantial Completion	9/6/2027	

PARTICIPATION

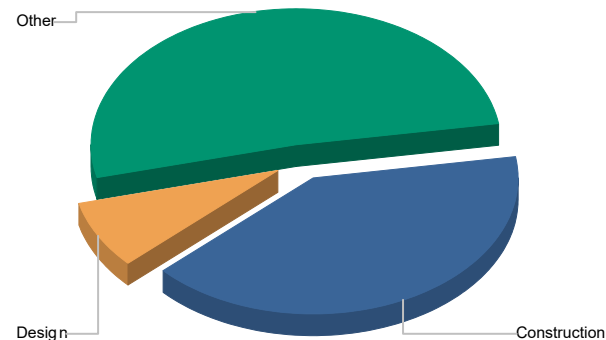
Consultant

SBE 82%
Local 82%

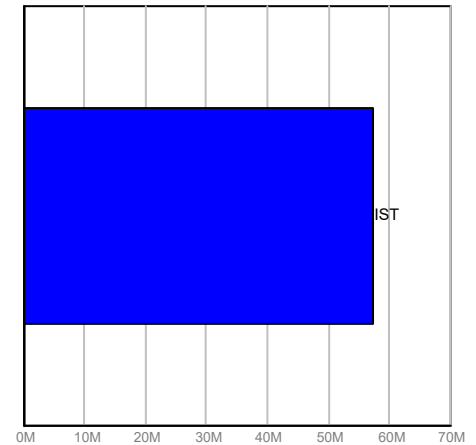
Contractor

SBE 20%
Local 100%

FUNDING



Current Budget



Fund Source

FINANCIAL SUMMARY

	Project Budget	Committed	% Committed	Paid To Date
	A	B	C=B/A	D
Design	\$4,700,000	\$2,583,169	54.96%	\$1,762,996
Construction	\$23,135,600	\$339,297	1.47%	\$273,534
Other	\$29,330,001	\$8,071,131	27.52%	\$687,860
TOTAL	\$57,165,601	\$10,993,597	19.23%	\$2,724,390

NOTES

The owner change permit remains under review, the AV system integration is still pending with the integrator to be onboarded under D. Stephenson, utilities show no significant updates with Comcast, AT&T, and FP&L (pricing received), the tenant meeting and groundbreaking were completed as planned. GMP #2 targeted for the April 14 BCC agenda, and the team is now aiming for substantial completion in late fall 2027.



Monthly Infrastructure Sales Tax Project Report

Large Cap Projects

Data Date: 1/15/2026

Report Date: 1/31/2026

DESCRIPTION/TEAM

Project Title: Detention Center Facilities R/R (Phases 3-5)
Project Number: Q019
BCC District: 03
Delivery Method: Construction Management
Category: S06-Sheriff - FDO
Status: Construction
Designer: Leo A. Daly
Contractor: Hedrick Brothers Construction
Project Manager: Jeffrey Halverson

SCOPE

Phases 3-5 consist of the East Tower and West Tower which are located at the Main Detention Center. The West Detention Center is located in Belle Glade. The design for both towers and the West Detention Center will require repairing and replacing MEP, Fire Sprinkler System, Low Voltage Systems and interior finishes.
Detention Center Facilities R/R (Phases 3-5)
FY 2018 IST \$8,500,000, FY 2019 IST \$14,700,000, FY 2020 IST \$9,800,000, FY 2022 IST \$10,000,000,
FY 2024 IST \$4,802,000 FY 2025 IST \$23,023,759

PHOTO



SCHEDULE SUMMARY

	Original	Actual
East Tower Design Start	11/12/2018	7/11/2019
East Tower Construction Start-Phase 3	10/14/2019	11/18/2020
East Tower Substantial Completion	5/11/2022	12/11/2023
West Tower Design Start-Phase 4	3/8/2022	6/10/2024
West Tower Construction Start-Phase 4	1/2/2024	3/3/2025
West Tower Construction Start-Phase 5		

PARTICIPATION

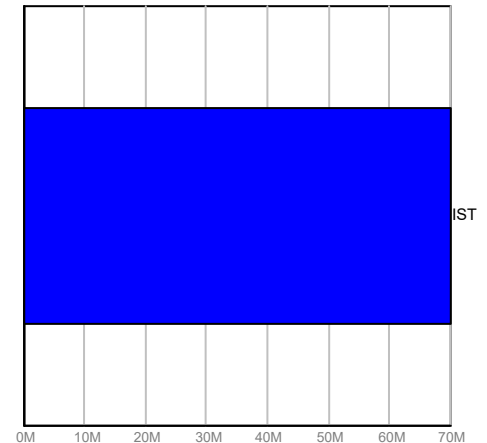
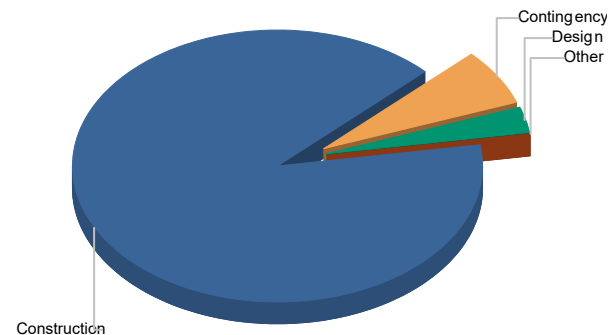
Consultant

SBE 19.88%
Local 67%

Contractor

SBE 63%
Local 84%

FUNDING



Current Budget

Fund Source

FINANCIAL SUMMARY

	Project Budget	Committed	% Committed	Paid To Date
	A	B	C=B/A	D
Design	\$2,142,334	\$2,951,929	137.79%	\$2,814,630
Construction	\$63,863,456	\$62,962,656	98.59%	\$30,991,425
Other	\$24,308	\$1,328,794	5,466.49%	\$1,009,976
Contingency	\$4,802,000	\$2,365,121	49.25%	\$2,365,121
TOTAL	\$70,832,098	\$69,608,500	98.27%	\$37,181,152

NOTES

Phase 4 select demolition continues, Aquatherm piping installation has begun, three new boiler tanks have arrived and been raised to the penthouse for installation, control panel demolition is complete, five additional AHUs were identified during shutdown, design has started for three new AHUs in storage rooms, investigation of the deluge system is beginning, and several valves will require replacement.



Monthly Infrastructure Sales Tax Project Report

Large Cap Projects

Data Date: 1/15/2026

Report Date: 1/31/2026

DESCRIPTION/TEAM

Project Title: West Boynton Park Athletic Field Renovations Sports Turf

Project Number: T002

BCC District: 02

Delivery Method: CMAR

Category: A06-Athletic Field Renovations

Status: Construction

Designer: Florida Transportation Engineering

Contractor: LTG Sports Turf One

Project Manager: David Polson

SCOPE

Replacement of existing grass field turf with synthetic turf on multi-purpose field 1 & 2.

Funded:

FY 2017 \$2,000,000

FY 2018 (\$1,011,658)

FY 2022 \$1,196,658

FY 2024 \$2,202,067

PHOTO



SCHEDULE SUMMARY

	Original	Actual
Begin Existing Site Surveys	1/29/2020	1/29/2020
Complete Existing Site Surveys	6/30/2020	3/9/2020
Finalization of Existing Site Surveys	8/30/2020	10/16/2020
Design RFP Proposals Due	9/4/2020	9/10/2020
Design RFP Final Selection	10/29/2020	10/29/2020
Consultant Contract Issuance	12/14/2020	4/20/2021
Design Completion	12/31/2021	10/23/2023
Turf Supplier RFP Proposal Due	4/30/2022	6/6/2023
Turf Contract GMP Executed	9/17/2024	9/17/2024
Turf Contract Substantial Completion	1/30/2026	

PARTICIPATION

Consultant

SBE 25%

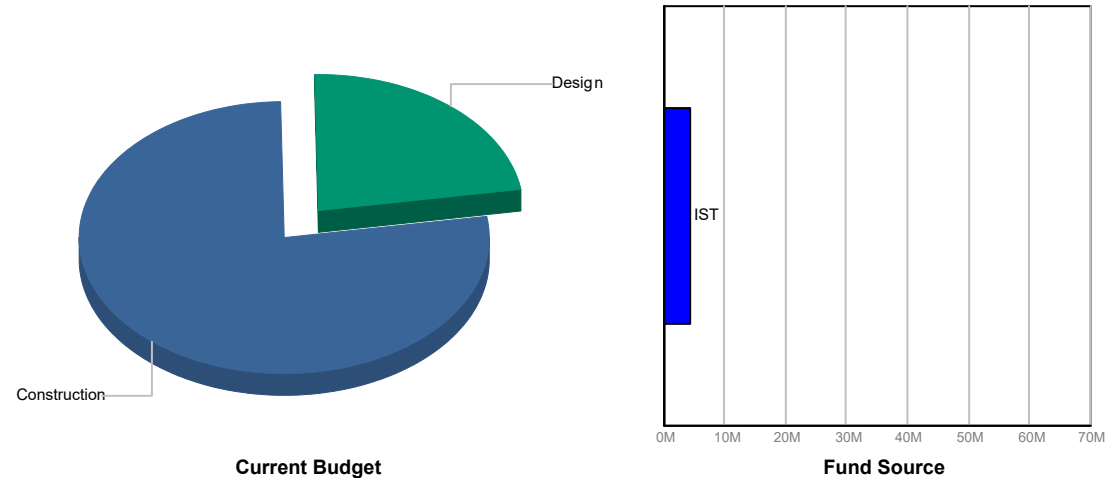
Local 25%

Contractor

SBE 20.13%

Local 100%

FUNDING



FINANCIAL SUMMARY

	Project Budget	Committed	% Committed	Paid To Date
	A	B	C=B/A	D
Design	\$1,000,000	\$225,843	22.58%	\$189,831
Construction	\$3,387,067	\$3,626,027	107.06%	\$528,531
Furniture, Fixtures & Equipment	\$0	\$0	0.00%	\$0
Other	\$0	\$459	0.00%	\$459
Contingency	\$0	\$0	0.00%	\$0
TOTAL	\$4,387,067	\$3,852,329	87.81%	\$718,820

NOTES

The GMP package was submitted on July 30, 2024, in advance of the BCC meeting scheduled for September 17, 2024. The building permit was submitted in May 2024, and the Notice to Proceed was issued on October 21, 2024. A pre-construction kickoff meeting took place on September 25, 2024, and OAC meetings are held on the first and third Wednesday of each month at 10:00 AM. Topping stone installation is near completion and turf carpet installation is forthcoming.




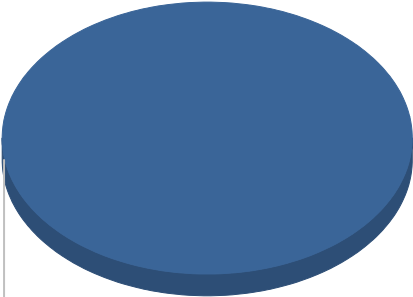
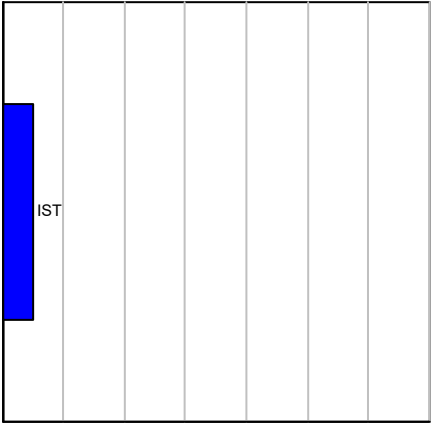
Monthly Infrastructure Sales Tax Project Report

Large Cap Projects

Data Date: 1/15/2026

Report Date: 1/31/2026

DESCRIPTION/TEAM	SCOPE	PHOTO
<p>Project Title: Buttonwood Park</p> <p>Project Number: T003</p> <p>BCC District: 03</p> <p>Delivery Method: CMAR</p> <p>Category: A06-Athletic Field Renovations</p> <p>Status: Close Out</p> <p>Designer: Florida Transportation Engineering</p> <p>Contractor: LTG Sports Turf One</p> <p>Project Manager: David Polson</p>	<p>Replacement of existing grass field turf with synthetic turf on multi-purpose field 2 & 3</p> <p>Funded:</p> <p>FY 2017 \$1,500,000</p> <p>FY 2018 (\$1,488,342)</p> <p>FY 2021 \$900,000</p> <p>FY 2022 \$1,963,342</p> <p>FY 2024 \$2,193,828</p>	

SCHEDULE SUMMARY	PARTICIPATION	FUNDING																																	
<table><thead><tr><th></th><th>Original</th><th>Actual</th></tr></thead><tbody><tr><td>Begin Existing Site Surveys</td><td>1/29/2020</td><td>1/29/2020</td></tr><tr><td>Complete Existing Site Surveys</td><td>8/30/2020</td><td>5/18/2021</td></tr><tr><td>Finalization of Existing Site Surveys</td><td>8/30/2020</td><td>8/23/2021</td></tr><tr><td>Design RFP Proposals Due</td><td>9/4/2020</td><td>9/10/2020</td></tr><tr><td>Consultant Contract Issuance</td><td>12/14/2020</td><td>4/20/2021</td></tr><tr><td>Design Completion</td><td>12/31/2021</td><td>10/23/2023</td></tr><tr><td>Turf Supplier RFP Proposal Due</td><td>4/30/2022</td><td>6/6/2023</td></tr><tr><td>Turf Contract Substantial Completion</td><td>1/30/2026</td><td></td></tr><tr><td>Turf Contract GMP Executed</td><td>9/17/2024</td><td>9/17/2024</td></tr><tr><td>Design RFP Final Selection</td><td>10/29/2020</td><td>10/29/2020</td></tr></tbody></table>		Original	Actual	Begin Existing Site Surveys	1/29/2020	1/29/2020	Complete Existing Site Surveys	8/30/2020	5/18/2021	Finalization of Existing Site Surveys	8/30/2020	8/23/2021	Design RFP Proposals Due	9/4/2020	9/10/2020	Consultant Contract Issuance	12/14/2020	4/20/2021	Design Completion	12/31/2021	10/23/2023	Turf Supplier RFP Proposal Due	4/30/2022	6/6/2023	Turf Contract Substantial Completion	1/30/2026		Turf Contract GMP Executed	9/17/2024	9/17/2024	Design RFP Final Selection	10/29/2020	10/29/2020	<p>Consultant</p> <p>SBE 25%</p> <p>Local 25%</p> <p>Contractor</p> <p>SBE 20.13%</p> <p>Local 100%</p>	 <p>Construction</p>  <p>IST</p> <p>0M 10M 20M 30M 40M 50M 60M 70M</p> <p>Current Budget</p> <p>Fund Source</p>
	Original	Actual																																	
Begin Existing Site Surveys	1/29/2020	1/29/2020																																	
Complete Existing Site Surveys	8/30/2020	5/18/2021																																	
Finalization of Existing Site Surveys	8/30/2020	8/23/2021																																	
Design RFP Proposals Due	9/4/2020	9/10/2020																																	
Consultant Contract Issuance	12/14/2020	4/20/2021																																	
Design Completion	12/31/2021	10/23/2023																																	
Turf Supplier RFP Proposal Due	4/30/2022	6/6/2023																																	
Turf Contract Substantial Completion	1/30/2026																																		
Turf Contract GMP Executed	9/17/2024	9/17/2024																																	
Design RFP Final Selection	10/29/2020	10/29/2020																																	

FINANCIAL SUMMARY					NOTES
	Project Budget	Committed	% Committed	Paid To Date	<p>GMP package was submitted on July 30, 2024, for the September 17, 2024, BCC meeting, and the project funding shortfall has been resolved. The building permit was submitted in May 2024, with issuance prior to the construction Notice to Proceed on October 21, 2024. A pre-construction kickoff meeting was held on September 25, 2024, and OAC meetings are scheduled for the first and third Wednesday of each month at 10:00 AM. Substantial completion was achieved on September 11, 2025, and the project is currently in closeout, pending substantial completion of all projects under Project #19224.</p>
	A	B	C=B/A	D	
Design	\$0	\$251,666	0.00%	\$248,172	
Construction	\$5,068,828	\$4,320,823	85.24%	\$3,425,007	
Furniture, Fixtures & Equipment	\$0	\$0	0.00%	\$0	
Other	\$0	\$12,458	0.00%	\$12,458	
Contingency	\$0	\$0	0.00%	\$0	
TOTAL	\$5,068,828	\$4,584,947	90.45%	\$3,685,638	



Monthly Infrastructure Sales Tax Project Report

Large Cap Projects

Data Date: 1/15/2026

Report Date: 1/31/2026

DESCRIPTION/TEAM

Project Title: Community Park - New Development

Project Number: T004
BCC District: Multiple
Delivery Method: Varies
Category: N02-New Park Development
Status: Varies
Designer: Varies
Contractor: Varies
Project Manager: Varies

SCOPE

Construction of neighborhood park facilities for under served Countywide Community Revitalization Team (CCRT) areas.

FY 2017 IST: \$1,000,000
FY 2021 IST: \$4,900,000
FY 2022 IST: (\$3,900,000)
FY 2024 IST: \$3,610,000

PHOTO



SCHEDULE SUMMARY

Original	Actual
Varies by location. Work ongoing	

PARTICIPATION

Consultant

SBE Varies

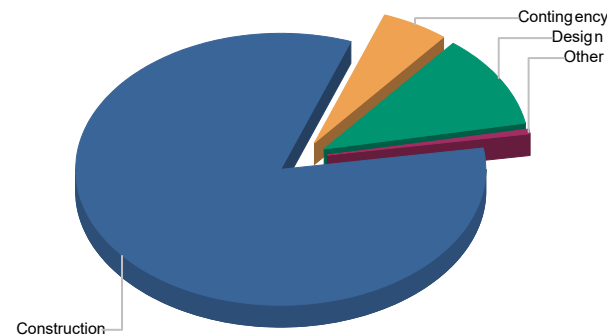
Local Varies

Contractor

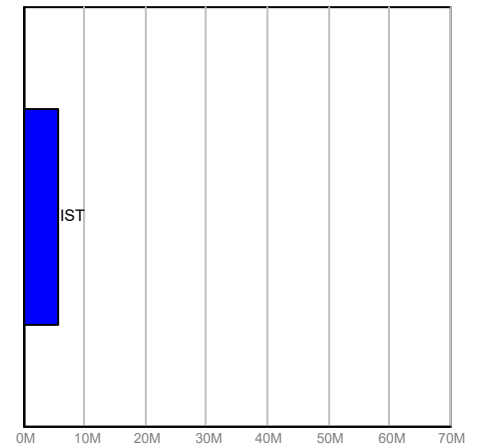
SBE Varies

Local Varies

FUNDING



Current Budget



Fund Source

FINANCIAL SUMMARY

	Project Budget	Committed	% Committed	Paid To Date
	A	B	C=B/A	D
Design	\$626,861	\$864,297	137.88%	\$819,707
Construction	\$4,692,035	\$324,103	6.91%	\$310,917
Furniture, Fixtures & Equipment	\$0	\$0	0.00%	\$0
Other	\$32,965	\$33,190	100.68%	\$33,190
Contingency	\$295,000	\$0	0.00%	\$0
TOTAL	\$5,646,861	\$1,221,590	21.63%	\$1,163,814

NOTES

Bridgeman; Construction of a .32 acre neighborhood park on a WUD parcel to serve the Belvedere Heights CCRT neighborhood within the Westgate CRA. Completed in 5/2020 with \$32,415 of IST funds. Paulette Burdick;The review of the 95% CDs has been completed, and the plans will be signed and sealed to proceed with the submittal to the PBC Permitting Office . Sole source item justification letters are still pending. Gramercy; See P945 herein for reporting.



Monthly Infrastructure Sales Tax Project Report

Large Cap Projects

Data Date: 1/15/2026

Report Date: 1/31/2026

DESCRIPTION/TEAM

Project Title: FY 2018 Playground Replacements-Countywide
Project Number: T026
BCC District: Multiple
Delivery Method: Minor Construction Annual Contract
Category: P06-Playground Replacement
Status: Construction
Designer: Varies
Contractor: DW Recreation
Project Manager: Javier Torres

SCOPE

Replacement of Playgrounds: Okeeheelee (Alligator Playground), Loggerhead Picnic Area, Glades Pioneer Park, Jupiter Farms, Buttonwood, Morikami Biwa Pavilion, Ocean Cay, Seminole Palms, Dubois, Carlin (W. Gumbo Limbo Playground & W. Playground), JPP. FY 2018 \$812,000, FY 2019 \$1,589,750, and FY2024 \$293,014.

PHOTO



SCHEDULE SUMMARY

	Original	Actual
Project Design Start	7/1/2020	7/1/2020
Phase I Substantial Completion	12/19/2022	11/10/2023
Phase II Construction Start	6/12/2023	
Phase I Completion	12/8/2023	12/8/2023
Phase III Start	3/8/2024	

PARTICIPATION

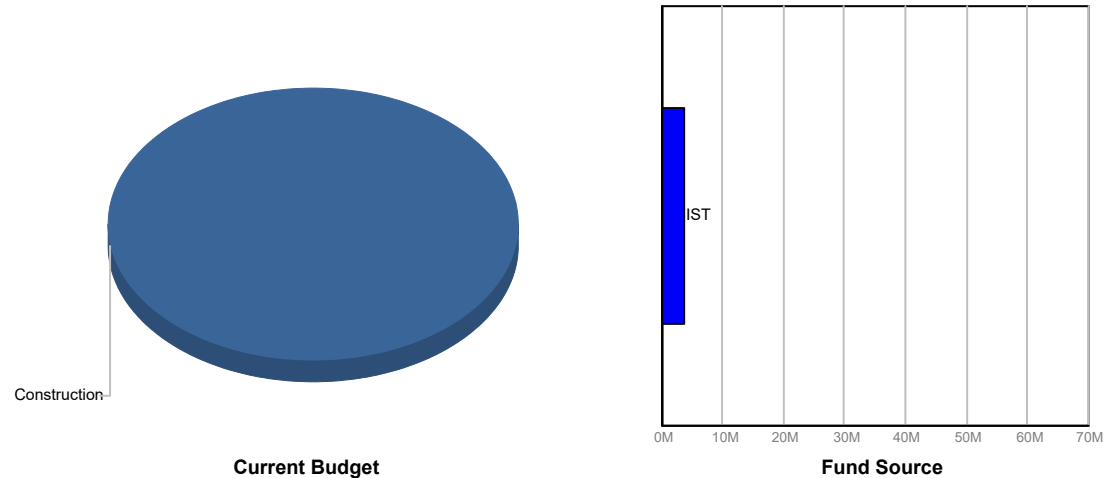
Consultant

SBE N/A
Local N/A

Contractor

SBE 95.5%
Local 95.5%

FUNDING



FINANCIAL SUMMARY

	Project Budget	Committed	% Committed	Paid To Date
	A	B	C=B/A	D
Design	\$0	\$1,160,893	0.00%	\$1,116,130
Construction	\$3,710,764	\$92,065	2.48%	\$90,319
TOTAL	\$3,710,764	\$1,252,958	33.77%	\$1,206,449

NOTES

Phase I: Carlin, Jupiter Farms, Ocean Cay, and Dubois are complete. Phase II Projects: Loggerhead and Glades Pioneer. Drainage and grading design underway at Glades Pioneer Park, 95% CD package was delivered on 1/23/26 and is currently under review, and Parks is reviewing the architectural drawings for all five playgrounds to incorporate the new canopy structures. Phase III: Buttonwood, Morikami, Seminole Palms, and JPP—no activity to date.



Monthly Infrastructure Sales Tax Project Report

Large Cap Projects

Data Date: 1/15/2026

Report Date: 1/31/2026

DESCRIPTION/TEAM

Project Title: Bert Winters Park Redevelopment

Project Number: T041
BCC District: 01
Delivery Method: Annual Contract
Category: E02-Existing Park Redevelopment or Expansion
Status: Construction
Designer: Architecture Green
Contractor: Ralph-Della Pietra, Inc
Project Manager: Sunil Jagoo

SCOPE

Demolish former PBMI building, tennis courts, and playground. Remove lights and poles servicing Field 2. Renovate Baseball Field 1. Construct new regulation 220' x 360' multipurpose field. Construct new 30' x 60' rental pavilion. Construct new playground area. Renovate existing day use dock for public use. Construct new paved parking, curbing, landscaping, sidewalks and picnic areas. Install new underground infrastructure and site lighting. FY2019 IST \$200,000, FY2021 IST \$1,500,000, and FY2024 IST \$207,400
\$220K FIND Phase II Planning, Design and Permitting Costs
\$800K FIND Phase II Redevelopment (Construction) – Grant Contract Executed.

PHOTO



SCHEDULE SUMMARY

	Original	Actual
Project Start	8/22/2019	8/22/2019
Asbestos Report Initiated	8/23/2019	8/23/2019
Asbestos Report Completion	10/1/2019	10/1/2019
Demolition Start	11/12/2019	4/16/2020
Demolition Completion	12/5/2019	8/17/2020
Design Completion	7/1/2020	11/16/2022
Permitting Start(Dock)	7/15/2020	11/30/2022
Permitting Completion(Dock)	12/31/2020	3/29/2023
Permitting Start(Site)	4/9/2024	4/9/2024
IFQ Advertise	11/5/2024	11/5/2024
Addendum 2	12/3/2024	12/3/2024
Bid Due Extended	12/19/2024	12/19/2024
NTP Issued	8/25/2025	8/28/2025

PARTICIPATION

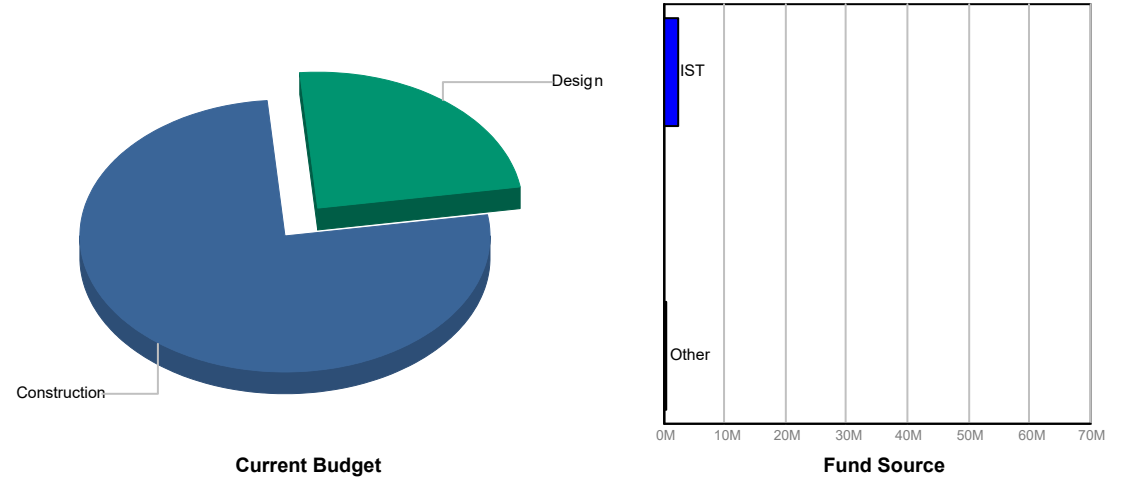
Consultant

SBE 89.28%
Local 100%

Contractor

SBE 35.68%
Local 100%

FUNDING



FINANCIAL SUMMARY

	Project Budget	Committed	% Committed	Paid To Date
	A	B	C=B/A	D
Design	\$707,585	\$707,585	100.00%	\$0
Construction	\$2,249,001	\$1,986,637	88.33%	\$418,889
Contingency	\$0	\$841	0.00%	\$841
TOTAL	\$2,956,586	\$2,695,063	91.15%	\$419,730

NOTES

The contractor has completed the clearing, grading, and pad for the Rowing Club on the south side of the project. Once the Rowing Club relocates its equipment, the contractor will continue site work on the north end.



Monthly Infrastructure Sales Tax Project Report

Large Cap Projects

Data Date: 1/15/2026

Report Date: 1/31/2026

DESCRIPTION/TEAM

Project Title: Aqua Crest Pool Facility Replacement

Project Number: T077
BCC District: 07
Delivery Method: CMR
Category: A02-Aquatic Facility Repair and Replacement
Status: Design
Designer: Ohlson Lavoie Collaborative
Contractor: TBD
Project Manager: Javier Torres/David Hawke

SCOPE

The work consist of the design and renovation of the existing Aqua Crest pool facility. The scope includes but is not limited to: pool improvements such as leak detection, re-surface, lane marker replacement, filtration system replacement; pool deck renovations; demolition of wadding pool; new splash pad; relocation of ticketing booth, admin offices, guards room and weight's room; bathroom renovations; new shade structures and Marquee sign.
FY 2019 IST: \$6,000,000
FY 2022 IST: (\$5,000,000)
FY 2023 IST: \$11,152,500
FY 2024 IST: \$11,058,928

PHOTO



SCHEDULE SUMMARY

	Original	Actual
Pre-Scope meeting	2/20/2019	2/20/2019
Design Services Advertisement	6/17/2019	8/4/2019
Consultant BCC Approval	1/14/2020	5/5/2020
Design Start	1/21/2020	6/6/2023
Construction Start	3/9/2021	
Substantial Completion	3/8/2022	
Project Close-out	5/3/2022	

PARTICIPATION

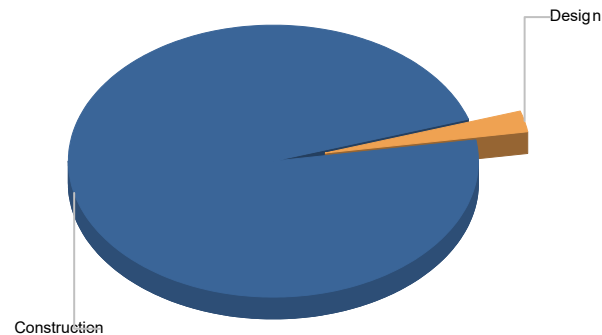
Consultant

SBE 20%
Local 100%

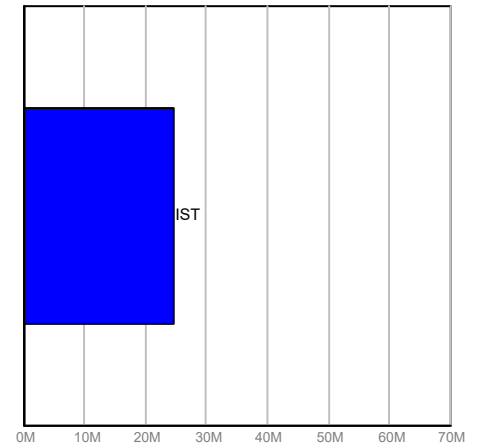
Contractor

SBE TBD
Local TBD

FUNDING



Current Budget



Fund Source

FINANCIAL SUMMARY

	Project Budget	Committed	% Committed	Paid To Date
	A	B	C=B/A	D
Design	\$600,000	\$1,679,103	279.85%	\$760,597
Construction	\$23,957,428	\$43,949	0.18%	\$43,949
TOTAL	\$24,557,428	\$1,723,053	7.02%	\$804,546

NOTES

FDO received the Aqua Crest 60% CD on December 15, 2025. FDO released the construction management RFP on January 18, 2026, and held the pre-bid meeting on January 26, 2026.



Monthly Infrastructure Sales Tax Project Report

Large Cap Projects

Data Date: 1/15/2026

Report Date: 1/31/2026

DESCRIPTION/TEAM

Project Title: Dyer Park Athletic Field Renovation

Project Number: T099
BCC District: 07
Delivery Method: CMAR
Category: A06-Athletic Field Renovations
Status: Construction
Designer: Florida Transportation Engineering
Contractor: LTG Sports Turf One
Project Manager: David Polson

SCOPE

Replacement of existing grass field turf with synthetic turf on multi-purpose field 3, 4, & 5 as well as additional damaged area.
Funded: FY 2020 \$6,000,000
FY 2024 \$1,724,581

PHOTO



SCHEDULE SUMMARY

	Original	Actual
Begin Existing Site Surveys	1/29/2020	1/29/2020
Complete Existing Site Surveys	6/30/2020	5/29/2020
Finalization of Existing Site Surveys	8/30/2020	10/16/2020
Design RFP Proposals Due	9/4/2020	9/10/2020
Design RFP Final Selection	10/29/2020	10/29/2020
Consultant Contract Issuance	12/14/2020	4/20/2021
Design Completion	12/31/2021	10/23/2023
Turf Supplier RFP Proposal Due	4/30/2022	6/6/2023
Turf Contract GMP Executed	9/17/2024	9/17/2024
Turf Contract Substantial Completion	1/30/2026	

PARTICIPATION

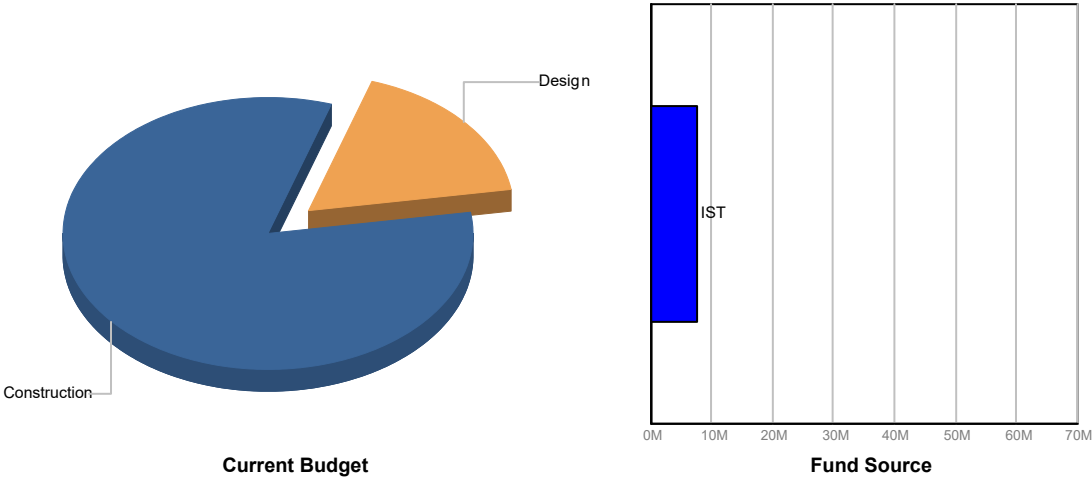
Consultant

SBE 25%
Local 25%

Contractor

SBE 20.13%
Local 100%

FUNDING



Current Budget

Fund Source

FINANCIAL SUMMARY

	Project Budget	Committed	% Committed	Paid To Date
	A	B	C=B/A	D
Design	\$1,347,644	\$436,027	32.35%	\$436,027
Construction	\$6,376,937	\$6,367,506	99.85%	\$842,657
TOTAL	\$7,724,581	\$6,803,533	88.08%	\$1,278,684

NOTES

GMP package was submitted on July 30, 2024, for the September 17, 2024, BCC meeting. The building permit was submitted in May 2024, secured by the contractor. A pre-construction kickoff meeting was held on September 25, 2024, and all NTP for Project #19224 were issued on October 21, 2024. OAC meetings occur on the first and third Wednesday of each month at 10:00 AM. Parks revised the retaining wall design, relocating it from the north end of the fields to the south. The EOR is updating the current design. The CM continues installing the topping stone and has begun work on the loop drainage system. The EOR is 95 percent complete with the DD for the retaining wall to the south



Monthly Infrastructure Sales Tax Project Report

Large Cap Projects

Data Date: 1/15/2026

Report Date: 1/31/2026

DESCRIPTION/TEAM

Project Title: Caloosa Park Athletic Field Renovation

Project Number: T100
BCC District: 04
Delivery Method: CMAR
Category: A06-Athletic Field Renovations
Status: Close Out
Designer: Florida Transportation Engineering
Contractor: LTG Sports Turf One
Project Manager: David Polson

SCOPE

Replacement of existing grass field turf with synthetic turf on multi-purpose field 1 & 3 as well as converted from multi-purpose field 4 converted from softball.
Funded: FY 2020 \$4,000,000 and FY 2024 \$3,812,826

PHOTO



SCHEDULE SUMMARY

	Original	Actual
Begin Existing Site Surveys	1/29/2020	1/29/2020
Complete Existing Site Surveys	6/30/2020	3/30/2020
Finalization of Existing Site Surveys	8/30/2020	6/7/2020
Design RFP Proposals Due	9/4/2020	9/10/2020
Design RFP Final Selection	10/29/2020	10/29/2020
Consultant Contract Issuance	12/14/2020	4/20/2021
Design Completion	12/31/2021	10/10/2023
Turf Supplier RFP Proposal Due	4/30/2023	6/6/2023
Turf Contract GMP Executed	9/18/2023	9/18/2024
Turf Contract Substantial Completion	1/30/2026	7/10/2025

PARTICIPATION

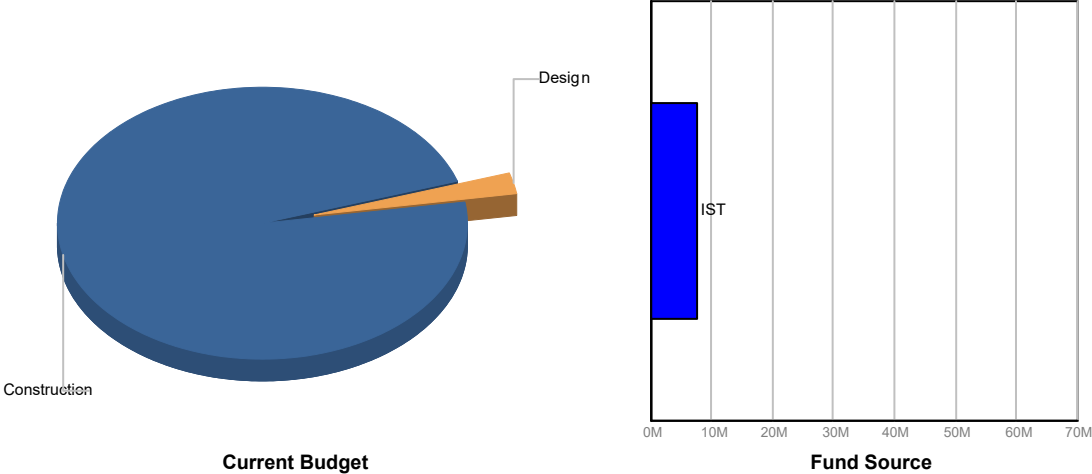
Consultant

SBE 25%
Local 25%

Contractor

SBE 20.13%
Local 100%

FUNDING



FINANCIAL SUMMARY

	Project Budget	Committed	% Committed	Paid To Date
	A	B	C=B/A	D
Design	\$200,000	\$206,472	103.24%	\$178,943
Construction	\$7,612,826	\$6,821,006	89.60%	\$5,974,705
TOTAL	\$7,812,826	\$7,027,479	89.95%	\$6,153,648

NOTES

GMP package was submitted on July 30, 2024, for the September 17, 2024, BCC meeting, and the project funding shortfall has been resolved. The building permit was submitted in May 2024, with issuance expected prior to the construction Notice to Proceed, which was issued on October 21, 2024. A pre-construction kickoff meeting was held on September 25, 2024. OAC meetings are scheduled for the first and third Wednesday of each month at 10:00 AM. Substantial completion was achieved on July 10, 2025. The project is currently in the closeout phase and cannot be finalized until all projects under Project #19224 have reached substantial completion.



Monthly Infrastructure Sales Tax Project Report

Large Cap Projects

Data Date: 1/15/2026

Report Date: 1/31/2026

DESCRIPTION/TEAM

Project Title: JPP Athletic Field Renovation

Project Number: T101
BCC District: 03
Delivery Method: CMAR
Category: A06-Athletic Field Renovations
Status: Design
Designer: Florida Transportation Engineering
Contractor: LTG Sports Turf One
Project Manager: David Polson

SCOPE

Replacement of existing grass field turf with synthetic turf on the Miracle League Field as well as short field multi-purpose field, converted from softball 1.
Funded: FY 2020 \$3,222,000 and FY2024 \$392,840

PHOTO



SCHEDULE SUMMARY

	Original	Actual
Begin Existing Site Surveys	1/29/2020	1/29/2020
Complete Existing Site Surveys	6/30/2020	4/15/2020
Finalization of Existing Site Surveys	8/30/2020	10/15/2020
Design RFP Proposals Due	9/4/2020	9/10/2020
Design RFP Final Selection	10/29/2020	10/29/2020
Consultant Contract Issuance	12/14/2020	4/20/2021
Design Completion	12/31/2021	10/10/2023
Turf Supplier RFP Proposal Due	4/30/2022	6/6/2023
Turf Contract GMP Executed	9/17/2024	9/17/2024
Turf Contract Substantial Completion	1/30/2026	

PARTICIPATION

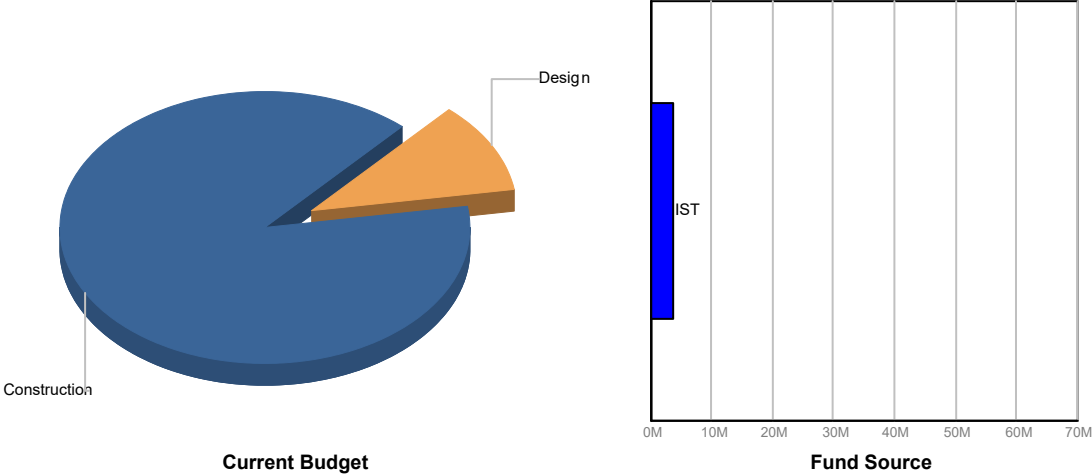
Consultant

SBE 25%
Local 25%

Contractor

SBE 20.13%
Local 100%

FUNDING



FINANCIAL SUMMARY

	Project Budget	Committed	% Committed	Paid To Date
	A	B	C=B/A	D
Design	\$392,840	\$218,106	55.52%	\$218,106
Construction	\$3,220,000	\$1,046,405	32.50%	\$219,866
TOTAL	\$3,612,840	\$1,264,511	35.00%	\$437,972

NOTES

GMP package was submitted on July 30, 2024, for the BCC meeting scheduled on September 17, 2024. The building permit was submitted in May 2024. The construction Notice to Proceed was issued on October 21, 2024. A pre-construction kickoff meeting was held on September 25, 2024, and OAC meetings continue on the first and third Wednesday of each month at 10:00 AM. Due to a prerequisite sewer project, this park will be completed last in the athletic field renovation sequence. Design efforts have been put on hold in order for the EOR to prioritize the completion of the design documents for Dyer and Samuel Friedland.



Monthly Infrastructure Sales Tax Project Report

Large Cap Projects

Data Date: 1/15/2026

Report Date: 1/31/2026

DESCRIPTION/TEAM

Project Title: Loggers Run Park Athletic Field Renovation
Project Number: T102
BCC District: 05
Delivery Method: CMAR
Category: A06-Athletic Field Renovations
Status: Close Out
Designer: Florida Transportation Engineering
Contractor: LTG Sports Turf One
Project Manager: David Polson

SCOPE

Replacement of existing grass field turf with synthetic turf on multi-purpose field 1 & 2.
FY 2020 IST \$3,200,000
FY 2022 IST (\$700,000)
FY 2024 IST \$1,221,889

PHOTO



SCHEDULE SUMMARY

	Original	Actual
Begin Existing Site Surveys	1/29/2020	1/29/2020
Complete Existing Site Surveys	6/30/2020	3/16/2020
Finalization of Existing Site Surveys	8/30/2020	10/16/2020
Design RFP Proposals Due	9/4/2020	9/10/2020
Design RFP Final Selection	10/29/2020	10/29/2020
Consultant Contract Issuance	12/14/2020	4/20/2021
Design Completion	12/31/2021	10/10/2023
Turf Supplier RFP Proposal Due	4/30/2022	6/6/2023
Turf Contract GMP Executed	9/17/2024	9/17/2024
Turf Contract Substantial Completion	1/30/2026	3/25/2025

PARTICIPATION

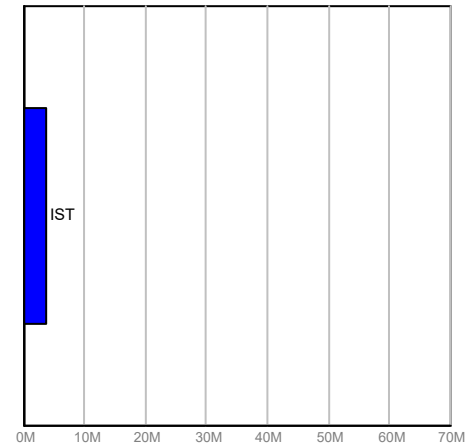
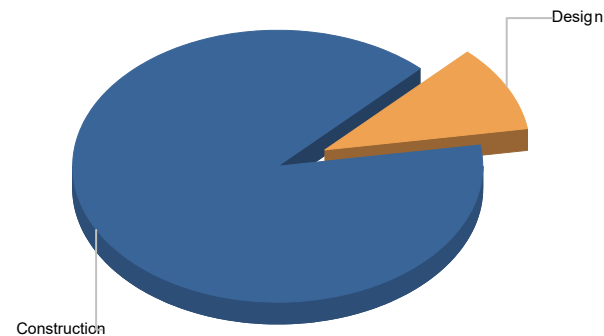
Consultant

SBE 25%
Local 25%

Contractor

SBE 20.13%
Local 100%

FUNDING



Current Budget

Fund Source

FINANCIAL SUMMARY

	Project Budget	Committed	% Committed	Paid To Date
	A	B	C=B/A	D
Design	\$384,000	\$230,785	60.10%	\$227,087
Construction	\$3,337,889	\$3,115,174	93.33%	\$2,910,028
TOTAL	\$3,721,889	\$3,345,959	89.90%	\$3,137,115

NOTES

GMP package was submitted on July 30, 2024, for the BCC meeting scheduled on September 17, 2024. The building permit application was completed in May 2024, and the pre-construction kickoff meeting took place on September 25, 2024. OAC meetings are held on the first and third Wednesday of each month at 10:00 AM. The Notice to Proceed was officially issued on October 21, 2024. Substantial Completion was achieved on March 5, 2025, with all punch list items corrected and signed off by the Architect of Record. The first soccer tournament was successfully held on the weekend of May 24, 2025. The project is currently in the closeout phase; however, it cannot be fully closed until all projects under Master Project #19224 reach Substantial Completion



Monthly Infrastructure Sales Tax Project Report

Large Cap Projects

Data Date: 1/15/2026

Report Date: 1/31/2026

DESCRIPTION/TEAM

Project Title: Samuel Friedland District Park Expansion
Project Number: T103
BCC District: 06
Delivery Method: CMAR
Category: A06-Athletic Field Renovations
Status: Construction
Designer: Florida Transportation Engineering
Contractor: LTG Sports Turf One
Project Manager: David Polson

SCOPE

Replacement of existing grass field turf with synthetic turf on multi-purpose field 9 & 10 as well as the open play field.
Funded: FY 2020 \$3,000,000 and FY 2024 \$3,196,109

PHOTO



SCHEDULE SUMMARY

	Original	Actual
Begin Existing Site Surveys	1/20/2020	1/29/2020
Complete Existing Site Surveys	6/30/2020	2/28/2020
Finalization of Existing Site Surveys	8/30/2020	10/16/2020
Design RFP Proposals Due	9/4/2020	9/10/2020
Design RFP Final Selection	10/29/2020	10/29/2020
Consultant Contract Issuance	12/14/2020	4/20/2021
Design Completion	12/31/2021	10/10/2023
Turf Supplier RFP Proposal Due	4/30/2022	9/6/2023
Turf Contract GMP Executed	9/17/2024	9/17/2024
Turf Contract Substantial Completion	1/30/2026	

PARTICIPATION

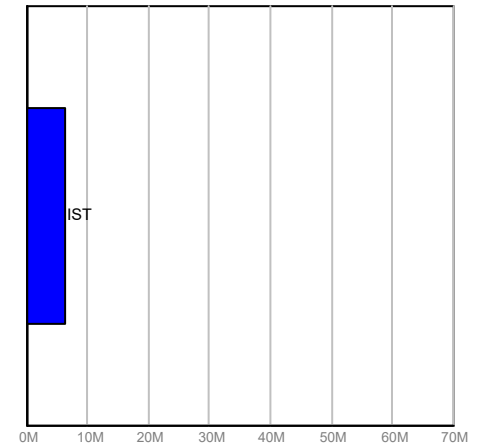
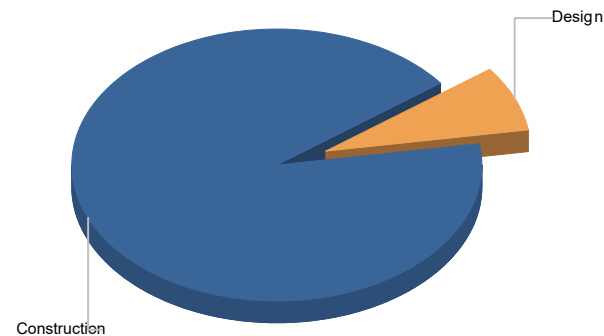
Consultant

SBE 25%
Local 25%

Contractor

SBE 20.13%
Local 100%

FUNDING



Current Budget

Fund Source

FINANCIAL SUMMARY

	Project Budget	Committed	% Committed	Paid To Date
	A	B	C=B/A	D
Design	\$485,000	\$187,876	38.74%	\$161,528
Construction	\$5,711,109	\$5,244,234	91.83%	\$781,270
TOTAL	\$6,196,109	\$5,432,110	87.67%	\$942,798

NOTES

GMP package was submitted on July 30, 2024, for the BCC meeting scheduled on September 17, 2024. The building permit was submitted in May 2024, and the Notice to Proceed for construction was issued on October 21, 2024. A pre-construction kickoff meeting was held on September 25, 2024. OAC meetings continue on the first and third Wednesday of each month at 10:00 AM. The original contract scope included raising all three fields; however, due to high level flooding at Field #1 and associated cost impacts, Parks and Recreation (P&R) has decided to raise only Fields #2 and #3, leaving Field #1 as is. The EOR is continuing the construction documents for the redesign.




Monthly Infrastructure Sales Tax Project Report

Large Cap Projects

Data Date: 1/15/2026

Report Date: 1/31/2026

DESCRIPTION/TEAM	SCOPE	PHOTO
<p>Project Title: Westgate Park Restroom and Athletic Field Renovation</p> <p>Project Number: T110</p> <p>BCC District: 07</p> <p>Delivery Method: CMAR</p> <p>Category: E02-Existing Park Redevelopment or Expansion</p> <p>Status: Close Out</p> <p>Designer: Florida Transportation Engineering</p> <p>Contractor: LTG Sports Turf One</p> <p>Project Manager: David Polson</p>	<p>Replacement of existing grass field turf with synthetic turf on multi-purpose field 1.</p> <p>Funded:</p> <p>FY 2020 IST \$250,000</p> <p>FY 2022 IST \$1,750,000</p> <p>FY 2024 IST \$398,460</p>	

SCHEDULE SUMMARY	PARTICIPATION	FUNDING																																	
<table><thead><tr><th></th><th>Original</th><th>Actual</th></tr></thead><tbody><tr><td>Begin Existing Site Surveys</td><td>1/29/2020</td><td>1/29/2020</td></tr><tr><td>Complete Existing Site Surveys</td><td>6/30/2020</td><td>6/1/2021</td></tr><tr><td>Finalization of Existing Site Surveys</td><td>8/30/2020</td><td>8/25/2021</td></tr><tr><td>Design RFP Proposals Due</td><td>9/4/2020</td><td>9/10/2020</td></tr><tr><td>Design RFP Final Selection</td><td>10/29/2020</td><td>10/29/2020</td></tr><tr><td>Consultant Contract Issuance</td><td>12/14/2020</td><td>4/20/2021</td></tr><tr><td>Design Completion</td><td>12/31/2021</td><td>10/10/2023</td></tr><tr><td>Turf Supplier RFP Proposal Due</td><td>4/30/2022</td><td>6/6/2023</td></tr><tr><td>Turf Contract GMP Executed</td><td>9/17/2024</td><td>9/17/2024</td></tr><tr><td>Turf Contract Substantial Completion</td><td>1/30/2026</td><td>10/16/2025</td></tr></tbody></table>		Original	Actual	Begin Existing Site Surveys	1/29/2020	1/29/2020	Complete Existing Site Surveys	6/30/2020	6/1/2021	Finalization of Existing Site Surveys	8/30/2020	8/25/2021	Design RFP Proposals Due	9/4/2020	9/10/2020	Design RFP Final Selection	10/29/2020	10/29/2020	Consultant Contract Issuance	12/14/2020	4/20/2021	Design Completion	12/31/2021	10/10/2023	Turf Supplier RFP Proposal Due	4/30/2022	6/6/2023	Turf Contract GMP Executed	9/17/2024	9/17/2024	Turf Contract Substantial Completion	1/30/2026	10/16/2025	<p>Consultant</p> <p>SBE 25%</p> <p>Local 25%</p> <p>Contractor</p> <p>SBE 20.13%</p> <p>Local 100%</p>	 <p>Design</p> <p>Construction</p> <p>IST</p> <p>Current Budget</p> <p>Fund Source</p>
	Original	Actual																																	
Begin Existing Site Surveys	1/29/2020	1/29/2020																																	
Complete Existing Site Surveys	6/30/2020	6/1/2021																																	
Finalization of Existing Site Surveys	8/30/2020	8/25/2021																																	
Design RFP Proposals Due	9/4/2020	9/10/2020																																	
Design RFP Final Selection	10/29/2020	10/29/2020																																	
Consultant Contract Issuance	12/14/2020	4/20/2021																																	
Design Completion	12/31/2021	10/10/2023																																	
Turf Supplier RFP Proposal Due	4/30/2022	6/6/2023																																	
Turf Contract GMP Executed	9/17/2024	9/17/2024																																	
Turf Contract Substantial Completion	1/30/2026	10/16/2025																																	

FINANCIAL SUMMARY					NOTES	
	Project Budget	Committed	% Committed	Paid To Date	<p>GMP package was submitted on 7/30/2024 for the 9/17/2024 BCC meeting. The project funding shortfall has been rectified. The building permit was submitted in May 2024, with issuance expected prior to the construction Notice to Proceed. A pre-construction kickoff meeting was held on 9/25/2024. OAC meetings are held on the first and third Wednesday of each month at 10:00 AM. The Notice to Proceed was issued on 10/21/2024. Construction has begun, with field drainage and topping stone installation completed. Turf fabric installation is also complete. A punch walk was conducted, and substantial completion was obtained on 10/16/2025. The project is currently in the closeout phase; however, it cannot be fully closed until all projects under Master Project #19224 reach substantial completion.</p>	
	A	B	C=B/A	D		
Design	\$300,000	\$299,383	99.79%	\$1,226,574		
Construction	\$2,098,460	\$1,818,663	86.67%	\$11,951		
TOTAL	\$2,398,460	\$2,118,047	88.31%	\$1,238,524		



Monthly Infrastructure Sales Tax Project Report

Large Cap Projects

Data Date: 1/15/2026

Report Date: 1/31/2026

DESCRIPTION/TEAM

Project Title: Dubois Park Var Historic Building Repair and Renovation

Project Number: T111

BCC District: 01

Delivery Method: Annual Contract

Category: P08-Public Building Repair Replacement & Expansion

Status: Construction

Designer: Varies

Contractor: Robling Architecture Construction

Project Manager: Javier Torres/Benjamin Carroll

SCOPE

The project consists of relocating the Pineapple Packing House structure, wood framing repairs, roof replacement and new windows, doors, electrical and HVAC.

IST FY 2020 - \$250,000

IST FY 2021 - \$250,000

IST FY 2022 - \$250,000

IST FY 2023 - \$250,000

IST FY 2024 - \$644,585

IST FY 2025 - \$599,415

PHOTO



SCHEDULE SUMMARY

	Original	Actual
Project Start	4/12/2021	4/12/2021
Project Completion	12/13/2021	

PARTICIPATION

Consultant

SBE N/A

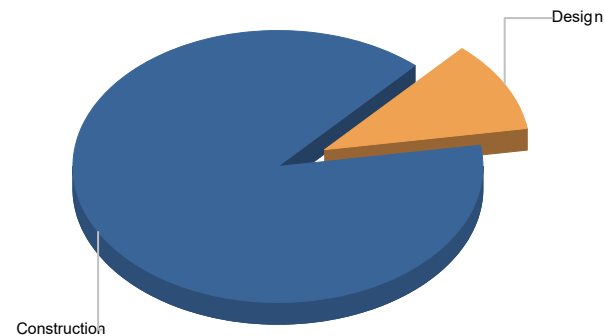
Local N/A

Contractor

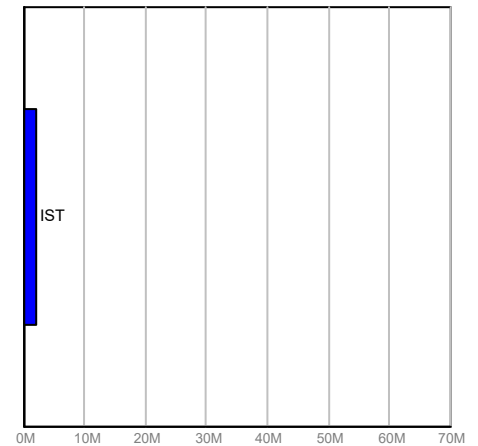
SBE 10.46%

Local 100%

FUNDING



Current Budget



Fund Source

FINANCIAL SUMMARY

	Project Budget	Committed	% Committed	Paid To Date
	A	B	C=B/A	D
Design	\$244,000	\$238,192	97.62%	\$33,791
Construction	\$2,000,000	\$393,076	19.65%	\$357,420
TOTAL	\$2,244,000	\$631,268	28.13%	\$391,211

NOTES

Pineapple House (\$400,000): Robling's work is complete. Pioneer House: Due to several other projects of critical importance, this project will be addressed at a later date as time allows. Dubois House: Design Meeting #6 was held, a preliminary set of drawings was delivered, and Settlement Survey Supplemental #1 to CSA 2 is awaiting signatures.



Monthly Infrastructure Sales Tax Project Report

Large Cap Projects

Data Date: 1/15/2026

Report Date: 1/31/2026

DESCRIPTION/TEAM

Project Title: Canyon District Park New Park Development
Project Number: T122
BCC District: 05
Delivery Method: CMAR
Category: N02-New Park Development
Status: Close Out
Designer: Architecture Green
Contractor: Kaufman Lynn
Project Manager: David Polson

SCOPE

The project consists of the construction of a 52 acre Park south of Boynton Beach Blvd, along the west side of Acme Dairy Rd. with the Canyon Lakes Communities bordering the south and west limits of the site. The park will be constructed in two phases. Phase I will need to be completed in order to transfer the multi-purpose activities that currently take place on two existing soccer fields located to the west of the park. Once transferred the old soccer fields site will become the site of the new Canyon District Library. Impact Fees \$4,755,000
FY 2021 IST \$12,000,000
FY 2022 IST \$12,983,740
FY 2024 IST \$20,000,000

PHOTO



SCHEDULE SUMMARY

	Original	Actual
GMP Approval-Phase I	1/14/2021	5/4/2021
Construction Start-Phase I	1/27/2021	1/4/2021
Substantial Completion-Phase I	1/27/2022	9/27/2024
Substantial Completion-Phase II	1/30/2026	
Construction Start-Phase II	3/4/2024	8/1/2024
GMP Approval Phase 2	7/2/2024	7/2/2024
Phase II SC	1/30/2026	

PARTICIPATION

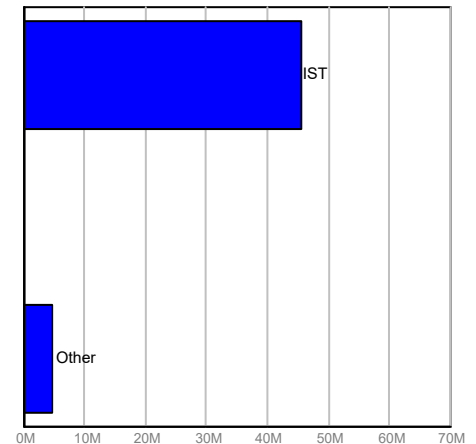
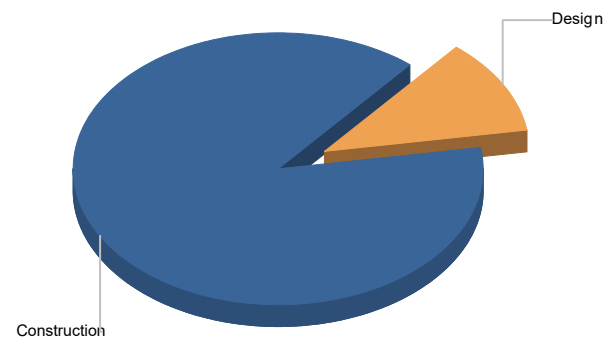
Consultant

SBE 75.93%
Local 100%

Contractor

SBE 22.32%
Local 100%

FUNDING



Current Budget

Fund Source

FINANCIAL SUMMARY

	Project Budget	Committed	% Committed	Paid To Date
	A	B	C=B/A	D
Design	\$5,755,000	\$3,014,034	52.37%	\$3,086,306
Construction	\$44,408,022	\$40,495,866	91.19%	\$36,647,638
TOTAL	\$50,163,022	\$43,509,899	86.74%	\$39,733,944

NOTES

Phases 1 and 1A close-out are progressing. Phase 2 building permits have been issued. Construction NTP was issued on 7/16/2024, with construction scheduled to commence on 8/1/2024. The Phase 2 construction kick-off meeting was held on 7/29/2024, and the Groundbreaking Ceremony took place on 9/30/2024. Substantial completion was achieved on January 23, 2026. The CM is correcting punch list items and currently in the closeout phase. Ribbon cutting is scheduled for April 8, 2026.



Monthly Infrastructure Sales Tax Project Report

Large Cap Projects

Data Date: 1/15/2026

Report Date: 1/31/2026

DESCRIPTION/TEAM

Project Title: Okeeheslee Park South Expansion

Project Number: T125

BCC District: 03

Delivery Method: Annual Contract

Category: E02-Existing Park Redevelopment or Expansion

Status: Design

Designer: Colome' & Associates, Inc.

Contractor: TBD

Project Manager: Javier Torres

SCOPE

Inclusion of new park amenities and accrual of funds for the development of a camping island, picnic island and RV park.

FY21: \$1,000,000

FY22: \$1,000,000

FY24: \$452,010

FY25: \$1,705,000

PHOTO



SCHEDULE SUMMARY

	Original	Actual
Start Date	9/9/2021	2/10/2025
Completion Date	5/31/2022	
Pre-Scope Meeting	11/6/2024	11/6/2024

PARTICIPATION

Consultant

SBE 100%

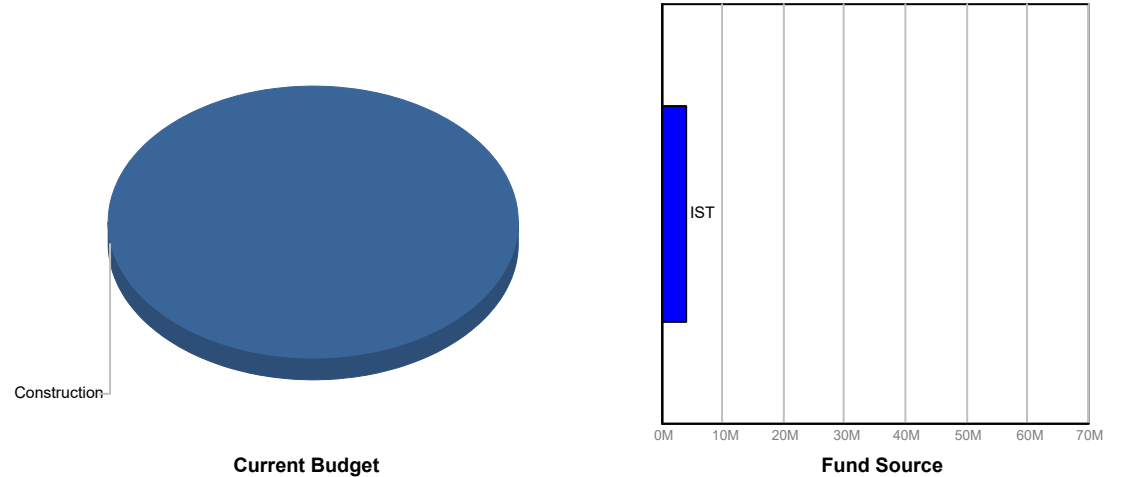
Local 100%

Contractor

SBE TBD

Local TBD

FUNDING



FINANCIAL SUMMARY

	Project Budget	Committed	% Committed	Paid To Date
	A	B	C=B/A	D
Construction	\$4,157,010	\$81,245	1.95%	\$80,805
TOTAL	\$4,157,010	\$81,245	1.95%	\$80,805

NOTES

The Parks & Recreation Department has requested a pause to review the proposed conceptual site plan.




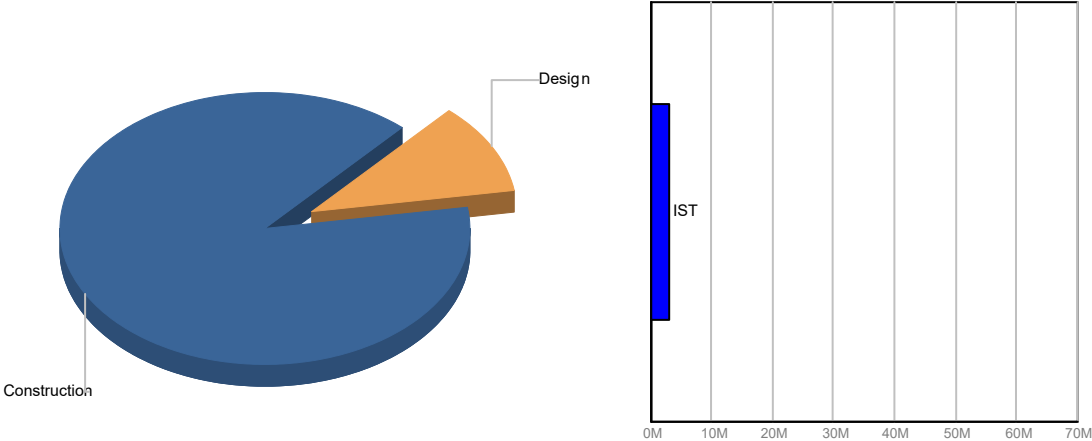
Monthly Infrastructure Sales Tax Project Report

Large Cap Projects

Data Date: 1/15/2026

Report Date: 1/31/2026

DESCRIPTION/TEAM	SCOPE	PHOTO
<p>Project Title: JPP Parks Division Office Building Addition</p> <p>Project Number: T174</p> <p>BCC District: 03</p> <p>Delivery Method: Annual Contract</p> <p>Category: P08-Public Building Repair Replacement & Expansion</p> <p>Status: Design</p> <p>Designer: Colome' & Associates, Inc.</p> <p>Contractor: TBD</p> <p>Project Manager: Eric Chimienti</p>	<p>Permanent office space is needed to replace two (2) modular office trailers that have exceeded their useful life and are rotting. The addition would be to the current Parks Operations Administration building (trailers more than 20 years old - rotting).</p> <p>FY2023 \$750,000.00</p> <p>FY2024 \$344,650.00</p> <p>FY2025 \$2,075,000.00</p>	

SCHEDULE SUMMARY	PARTICIPATION	FUNDING									
<table><thead><tr><th></th><th>Original</th><th>Actual</th></tr></thead><tbody><tr><td>Design Proposal</td><td>11/19/2024</td><td>1/6/2025</td></tr><tr><td>NTP Issued</td><td>12/4/2025</td><td>12/4/2025</td></tr></tbody></table>		Original	Actual	Design Proposal	11/19/2024	1/6/2025	NTP Issued	12/4/2025	12/4/2025	<p>Consultant</p> <p>SBE 95.31%</p> <p>Local 100%</p> <p>Contractor</p> <p>SBE TBD</p> <p>Local TBD</p>	 <p>Current Budget</p> <p>Fund Source</p>
	Original	Actual									
Design Proposal	11/19/2024	1/6/2025									
NTP Issued	12/4/2025	12/4/2025									

FINANCIAL SUMMARY					NOTES
	Project Budget	Committed	% Committed	Paid To Date	Geotechnical and surveying work on site has begun.
	A	B	C=B/A	D	
Design	\$344,650	\$5,034	1.46%	\$5,034	
Construction	\$2,825,000	\$5,226	0.18%	\$5,226	
TOTAL	\$3,169,650	\$10,260	0.32%	\$10,260	



Monthly Infrastructure Sales Tax Project Report

Large Cap Projects

Data Date: 1/15/2026

Report Date: 1/31/2026

DESCRIPTION/TEAM

Project Title: Glades Pioneer Park Athletic Field Renovation

Project Number: T175

BCC District: 06

Delivery Method: CMAR

Category: A06-Athletic Field Renovations

Status: Construction

Designer: Florida Transportation Engineering

Contractor: LTG Sports Turf One

Project Manager: David Polson

SCOPE

Athletic facility improvement to Glades Pioneer Park will allow for year-round use of football/soccer fields. High quality artificial surfacing will provide an excellent facility for youth and allow for minimal downtime for positive youth activities.

Funded:

FY 2021 \$210,000

FY 2023 \$1,009,000

FY 2024 \$2,824,756

PHOTO



SCHEDULE SUMMARY

	Original	Actual
Begin Existing Site Surveys	1/29/2020	1/29/2020
Complete Existing Site Surveys	6/30/2020	5/18/2020
Finalization of Existing Site Surveys	8/30/2020	9/18/2020
Design RFP Final Selection	10/29/2020	10/29/2020
Consultant Contract Issuance	12/14/2020	9/17/2024
Design Completion	12/31/2021	10/10/2023
Turf Supplier RFP Proposal Due	4/30/2022	6/6/2023
Turf Supplier Contract Executed	9/8/2023	9/8/2023
Turf Contract GMP Executed	9/17/2024	9/17/2024
Turf Contract Substantial Completion	1/30/2026	

PARTICIPATION

Consultant

SBE 25%

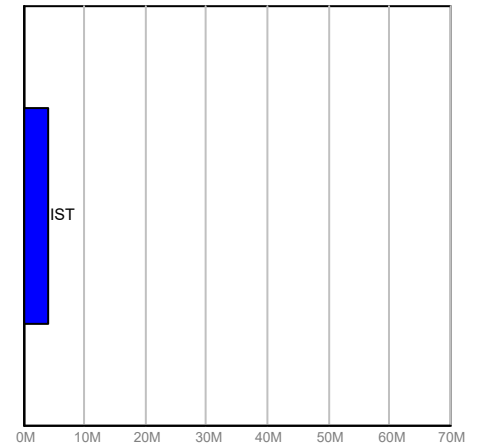
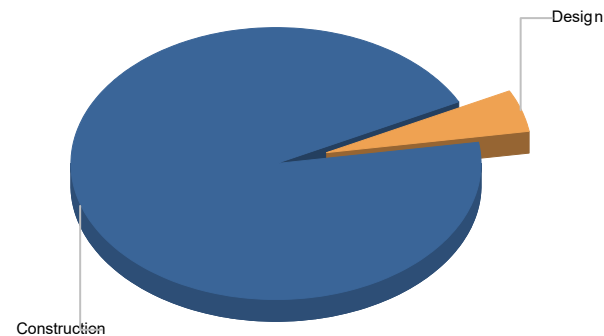
Local 25%

Contractor

SBE 20.13%

Local 100%

FUNDING



FINANCIAL SUMMARY

	Project Budget	Committed	% Committed	Paid To Date
	A	B	C=B/A	D
Design	\$204,709	\$195,730	95.61%	\$176,052
Construction	\$3,839,047	\$3,341,847	87.05%	\$1,714,510
TOTAL	\$4,043,756	\$3,537,577	87.48%	\$1,890,562

NOTES

GMP package was submitted on 7/30/2024 for the 9/17/2024 BCC meeting. The building permit was submitted in May 2024. A pre construction kickoff meeting was held on 9/25/2024. OAC meetings are held on the first and third Wednesday of each month at 10:00 AM. The Notice to Proceed was issued on 10/21/2024. Turf carpet installation is in progress and is 60% complete.



Monthly Infrastructure Sales Tax Project Report

Large Cap Projects

Data Date: 1/15/2026

Report Date: 1/31/2026

DESCRIPTION/TEAM

Project Title: North County Pool Facility Repairs and Renovation

Project Number: T176

BCC District: 01

Delivery Method: Annual Contract

Category: A02-Aquatic Facility Repair and Replacement

Status: Construction

Designer: Architecture Green

Contractor: Messam


Project Manager: Rich Carlton

SCOPE

Public aquatic facility overdue for large scale capital repair and renovation - renovations would include restroom/locker-room renovation, resurfacing and coping repairs, baby pool replacement with water feature and shade structures. We receive many public complaints about the structural design of and capital condition of the restrooms.

FY2023 \$2,062,000.00, FY2024 \$251,564.00 and FY2026 \$6,913,000

PHOTO



SCHEDULE SUMMARY

	Original	Actual
Pre-scope walk through	5/23/2023	6/2/2023
Phase 1 Design Start: Pool Renovations	2/16/2024	2/16/2024
Phase 2 Design: Restrooms/Lockers	6/24/2024	7/31/2024
Permit	6/16/2025	
Construction Start	10/28/2025	2/9/2026

PARTICIPATION

Consultant

SBE 100%

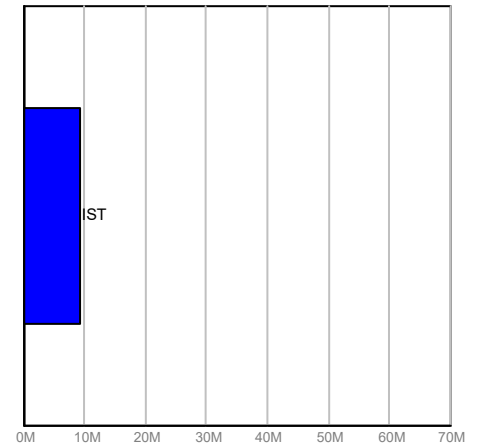
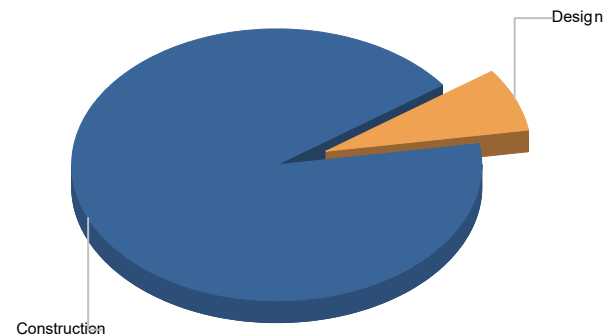
Local 100%

Contractor

SBE 36.3%

Local 100%

FUNDING



FINANCIAL SUMMARY

	Project Budget	Committed	% Committed	Paid To Date
	A	B	C=B/A	D
Design	\$700,000	\$704,990	100.71%	\$567,779
Construction	\$8,526,564	\$3,251,327	38.13%	\$12,994
TOTAL	\$9,226,564	\$3,956,317	42.88%	\$580,773

NOTES

Project GMP was approved on January 6, 2026, and NTP was issued January 14. The project permit has been released to the Construction Manager, and the first onsite OAC meeting was held with Aquatics, Facilities, and facility operators. Coordination with the Town of Jupiter continues regarding site and parking access near active pool operations. The formal project kickoff was held on 1/28/26, with bi-weekly OAC meetings moving forward. Art in Public Places coordination remains active as the overall timeline is finalized.




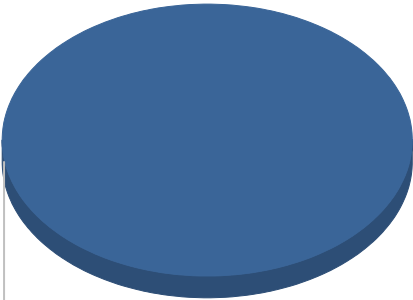

Monthly Infrastructure Sales Tax Project Report

Large Cap Projects

Data Date: 1/15/2026

Report Date: 1/31/2026

DESCRIPTION/TEAM	SCOPE	PHOTO
<p>Project Title: Coconut Cove Waterpark Facility Repairs and Renovation</p> <p>Project Number: T177</p> <p>BCC District: 05</p> <p>Delivery Method: Annual Contract</p> <p>Category: A02-Aquatic Facility Repair and Replacement</p> <p>Status: Design</p> <p>Designer: Song & Associates</p> <p>Contractor: TBD</p> <p>Project Manager: Eric Chimienti</p>	<p>Repairs and renovations include replacement of play structure in zero depth playground, restroom refurbishment, replace old leaking concession tiki hut with a concession building, classroom and birthday party room renovation, replace old chairs/deck lounge chairs. Upgrades are necessary to maintain business operations and no loss in revenue.</p> <p>IST Funded: FY2023\$1,449,000.00 and FY2024 \$176,778</p>	

SCHEDULE SUMMARY			PARTICIPATION		FUNDING	
	Original	Actual	Consultant			
Design Start	10/15/2024		SBE	TBD		
			Local	TBD		
			Contractor			
			SBE	TBD		
			Local	TBD		
					Current Budget	Fund Source

FINANCIAL SUMMARY					NOTES
	Project Budget	Committed	% Committed	Paid To Date	<p>The roof at Coconut Cove is in very poor condition; therefore, the roofing portion of the project will be removed and submitted as its own RFPA, with Song & Associates preparing a separate proposal for the roof and updating the renovations proposal accordingly, and Song is currently working on both proposals.</p>
	A	B	C=B/A	D	
Construction	\$1,625,778	\$3,291	0.20%	\$3,291	
TOTAL	\$1,625,778	\$3,291	0.20%	\$3,291	




Monthly Infrastructure Sales Tax Project Report

Large Cap Projects

Data Date: 1/15/2026

Report Date: 1/31/2026

DESCRIPTION/TEAM	SCOPE	PHOTO
<p>Project Title: JPP Maintenance Compound Var Building Replacement</p> <p>Project Number: T194</p> <p>BCC District: 03</p> <p>Delivery Method: Annual Contract</p> <p>Category: P08-Public Building Repair Replacement & Expansi</p> <p>Status: Design</p> <p>Designer: Colome' & Associates, Inc.</p> <p>Contractor: TBD</p> <p>Project Manager: Eric Chimienti</p>	<p>JPP Maintenance Compound Various Building Replacementneeded to provide adequate equipment storage, breakroom space for employees and maintenance operation office in this large Regional Park.</p> <p>IST Funded FY25: \$2,737,680</p>	

SCHEDULE SUMMARY	PARTICIPATION	FUNDING									
<table><thead><tr><th></th><th>Original</th><th>Actual</th></tr></thead><tbody><tr><td>Design Proposal</td><td>11/19/2024</td><td>1/6/2025</td></tr><tr><td>NTP Issued</td><td>12/4/2025</td><td>12/4/2025</td></tr></tbody></table>		Original	Actual	Design Proposal	11/19/2024	1/6/2025	NTP Issued	12/4/2025	12/4/2025	<p>Consultant</p> <p>SBE 95.31%</p> <p>Local 100%</p> <p>Contractor</p> <p>SBE TBD</p> <p>Local TBD</p>	<div><div></div><div>IST</div><div>Construction</div><div>Current Budget</div><div>Fund Source</div></div>
	Original	Actual									
Design Proposal	11/19/2024	1/6/2025									
NTP Issued	12/4/2025	12/4/2025									

FINANCIAL SUMMARY					NOTES
	Project Budget	Committed	% Committed	Paid To Date	Geotechnical and surveying work on site has begun.
	A	B	C=B/A	D	
Design	\$0	\$0	0.00%	\$0	
Construction	\$2,737,680	\$202,478	7.40%	\$11,289	
TOTAL	\$2,737,680	\$202,478	7.40%	\$11,289	




Monthly Infrastructure Sales Tax Project Report

Large Cap Projects

Data Date: 1/15/2026

Report Date: 1/31/2026

DESCRIPTION/TEAM	SCOPE	PHOTO
<p>Project Title: Calypso Bay Waterpark Facility Repairs and Renovation</p> <p>Project Number: T195</p> <p>BCC District: 06</p> <p>Delivery Method: Annual Contract</p> <p>Category: A02-Aquatic Facility Repair and Replacement</p> <p>Status: Design</p> <p>Designer: Colome' & Associates, Inc.</p> <p>Contractor: TBD</p> <p>Project Manager: Washington Molina</p>	<p>Replace the play structure, the tiki hut with a permanent building, the shade structure in the competitive pool area and install a new shade structure in front of the admission building. If funding permits, additional work could include new pavilions in the north parking lot area.</p> <p>IST Funded: FY24 \$1,783,531</p>	

SCHEDULE SUMMARY	PARTICIPATION	FUNDING									
<table><thead><tr><th></th><th>Original</th><th>Actual</th></tr></thead><tbody><tr><td>Project Start</td><td>5/1/2024</td><td>5/1/2024</td></tr><tr><td>Design Start</td><td>12/19/2024</td><td></td></tr></tbody></table>		Original	Actual	Project Start	5/1/2024	5/1/2024	Design Start	12/19/2024		<p>Consultant</p> <p>SBE TBD</p> <p>Local TBD</p> <p>Contractor</p> <p>SBE TBD</p> <p>Local TBD</p>	<div><div></div><div>IST</div><div>Construction</div><div>Current Budget</div><div>Fund Source</div></div>
	Original	Actual									
Project Start	5/1/2024	5/1/2024									
Design Start	12/19/2024										

FINANCIAL SUMMARY					NOTES
	Project Budget	Committed	% Committed	Paid To Date	The design consultant's fee proposal is still under CID review.
	A	B	C=B/A	D	
Construction	\$1,783,531	\$5,395	0.30%	\$5,395	
TOTAL	\$1,783,531	\$5,395	0.30%	\$5,395	



Monthly Infrastructure Sales Tax Project Report

Large Cap Projects

Data Date: 1/15/2026

Report Date: 1/31/2026

DESCRIPTION/TEAM

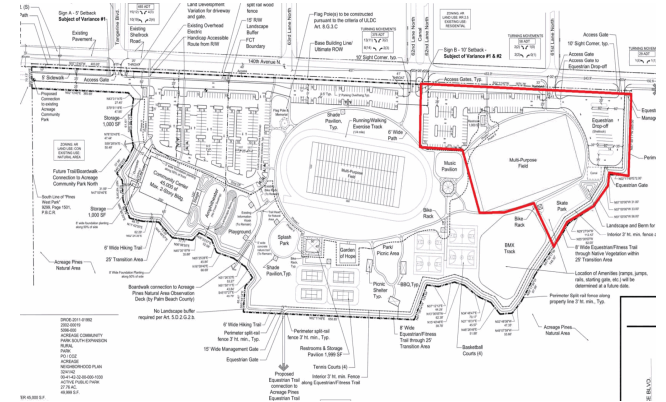
Project Title: Acreage Community Park Expansion

Project Number: T203
BCC District: 06
Delivery Method: TBD
Category: E02-Existing Park Redevelopment or Expansion
Status: Construction
Designer: Coteur & Hearing
Contractor: LandTek(LTG)
Project Manager: ITID/Bob Hamilton

SCOPE

The project originally consisted of construction of a community/recreation center within Acreage Community Park. The project as now proposed consists of a synthetic turf multi-purpose field, state park, equestrian drop-off area and support infrastructure.
IST FY23 \$3,000,000

PHOTO



SCHEDULE SUMMARY

	Original	Actual
Project Start	10/21/2021	10/7/2024
Permit	1/30/2025	3/17/2025
Construction Start	8/4/2025	9/29/2025

PARTICIPATION

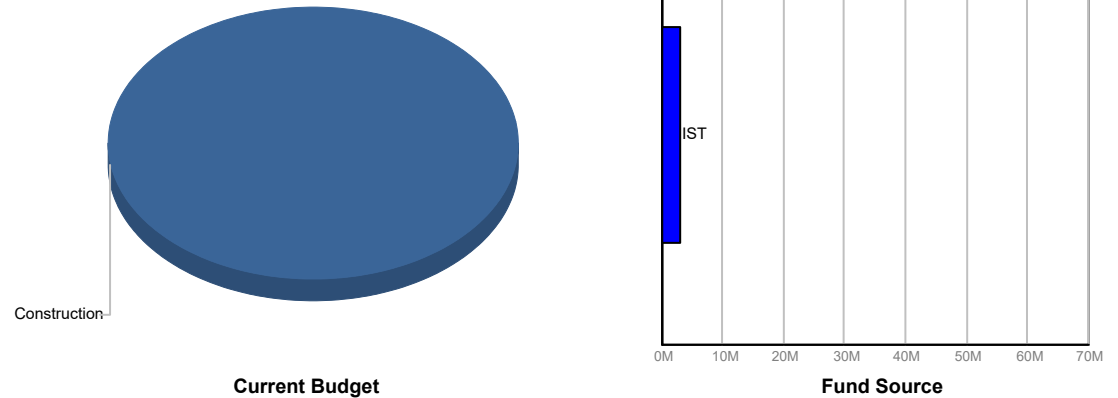
Consultant

SBE N/A
Local N/A

Contractor

SBE N/A
Local N/A

FUNDING



FINANCIAL SUMMARY

	Project Budget	Committed	% Committed	Paid To Date
	A	B	C=B/A	D
Design	\$0	\$0	0.00%	\$0
Construction	\$3,000,000	\$0	0.00%	\$0
Other	\$0	\$0	0.00%	\$0
TOTAL	\$3,000,000	\$0	0.00%	\$0

NOTES

Construction of the synthetic turf field is currently underway, and ITID's request for partial reimbursement from the County is in process.