



Monthly Infrastructure Sales Tax Project Report

Large Cap Projects

Data Date: 5/21/2026

Report Date: 5/31/2026

DESCRIPTION/TEAM

SCOPE

PHOTO

Project Title: Headquarters R&R

Project Number: 11206
 BCC District: 03
 Delivery Method: Construction Management
 Category: S06-Sheriff - FDO
 Status: Close Out
 Designer: Leo Daly
 Contractor: Kast Construction
 Project Manager: Terri Wolfe

The project consists of the exterior hardening of the entire building consisting of new exterior walls, impact resistant doors and windows, roof replacement and structural tie-ins as well as the R&R of all major building systems and interior renovation of approx. 75% of the building. As part of the project, the Board has also approved the temp. relocation of employees occupying approx. 70% of the space to ensure continuity of operations during the construction, reduce the overall duration of the project and therefore total project cost. This project is funded in:
 FY 2017 IST \$1,600,000, FY 2019 IST \$11,047,000
 FY 2020 IST \$10,835,000, FY 2021 IST \$17,620,000
 FY 2022 IST \$6,577,994
 Ad Valorem Fund Allocated to date \$8,953,189



SCHEDULE SUMMARY

	Original	Actual
Project Start	3/14/2016	3/14/2016
Design Start	5/9/2017	5/9/2017
Construction Start	1/31/2019	3/22/2021
Substantial Completion	8/23/2022	12/8/2023
Project Completion	3/24/2023	

PARTICIPATION

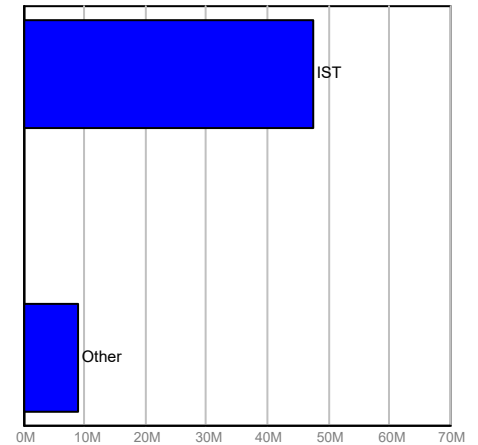
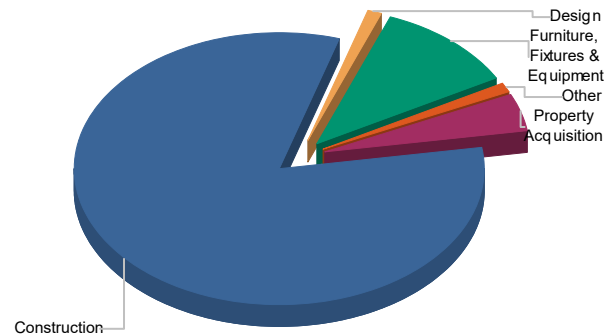
Consultant

SBE 24.71%
 Local 100%

Contractor

SBE 12.75%
 Local 100%

FUNDING



Current Budget

Fund Source

FINANCIAL SUMMARY

	Project Budget	Committed	% Committed	Paid To Date
	A	B	C=B/A	D
Property Acquisition	\$2,537,653	\$2,478,256	97.66%	\$2,537,653
Design	\$667,425	\$83,588	12.52%	\$83,588
Construction	\$46,514,675	\$45,679,256	98.20%	\$45,672,332
Furniture, Fixtures & Equipment	\$6,365,963	\$5,381,821	84.54%	\$5,304,157
Other	\$544,108	\$469,421	86.27%	\$417,736
TOTAL	\$56,629,824	\$54,092,343	95.52%	\$54,015,467

NOTES

Final pay application #41 is still pending release. Kast, Frontier Fire, and PBSO met on site to prepare for the pre-action system repair on the 2nd floor. Kast has obtained a permit for the pre-action system corrections. Kast superintendent is coordinating with the County Fire Inspector before work begins to outline the inspection plan, as this is a two part effort, will be conducted during overnight hours, and is located within the active 911 area.



Monthly Infrastructure Sales Tax Project Report

Large Cap Projects

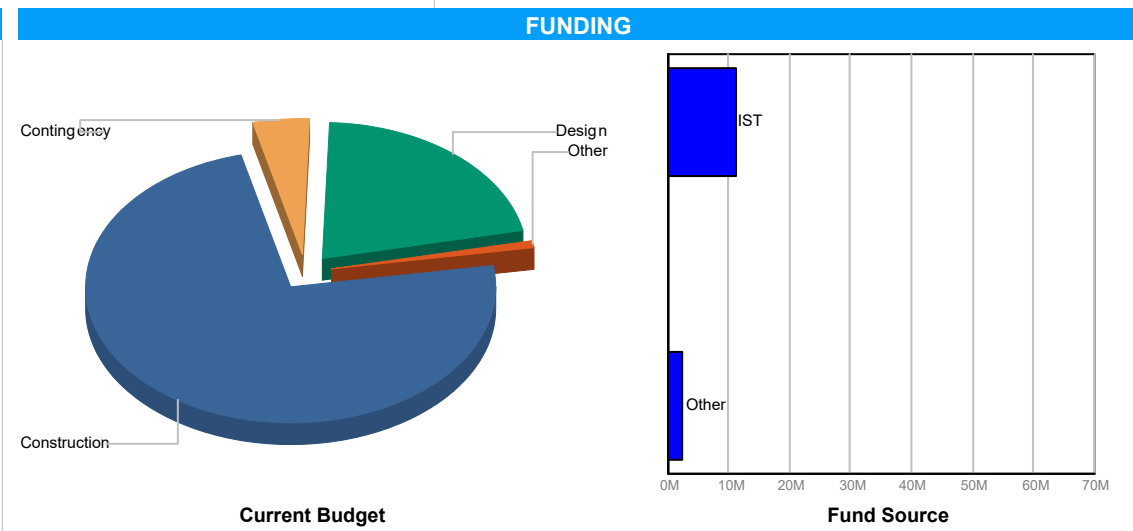
Data Date: 5/21/2026

Report Date: 5/31/2026

DESCRIPTION/TEAM	SCOPE	PHOTO
<p>Project Title: Ocean Inlet Park and Marina Renovation</p> <p>Project Number: 13367 BCC District: 04 Delivery Method: Hard Bid Category: P08-Public Building Repair Replacement & Expans Status: Construction Designer: Alan Gerwig & Associates, Inc. Contractor: Poseidon Project Manager: Rich Avery</p>	<p>The project consists of the replacement of marina components as well as new components including bulkhead wall, floating docks, floating finger docks, fixed dock, boat lifts, floating wave attenuator, landscaping, and replacement of the current Marina/Restroom and concession buildings. The project will be constructed in two phases. Phase one will consist of marina bulkhead, dock reconstruction and wave attenuator construction. The remaining scope to be completed during phase 2.</p> <p>Total available funding for this project consists of \$2,500,000 FY18 IST funds, \$2,500,000 FY20 Find Grant funds, \$3,200,000 FY23 IST funds, and \$5,408,000 FY24 IST funds.</p>	

SCHEDULE SUMMARY		
	Original	Actual
Phase I Start	2/5/2018	2/4/2018
Design Start	10/22/2018	10/22/2018
Construction Start	12/3/2019	11/1/2021
Substantial Completion	11/1/2022	7/8/2024

PARTICIPATION	
Consultant	
SBE	82.50%
Local	100%
Contractor	
SBE	92.67
Local	92.67



FINANCIAL SUMMARY				
	Project Budget	Committed	% Committed	Paid To Date
	A	B	C=B/A	D
Design	\$2,900,600	\$355,555	12.26%	\$314,034
Construction	\$10,027,806	\$1,811,636	18.07%	\$1,701,443
Other	\$108,500	\$136,715	126.00%	\$136,702
Contingency	\$600,000	\$0	0.00%	\$0
TOTAL	\$13,636,906	\$2,303,906	16.89%	\$2,152,180

NOTES

Phase 1 of the project was divided into two sub phases, Phase 1 A and Phase 1B. Phase 1A, which is substantially complete, consists of the bulkhead wall replacement, municipal dock and boat lifts replacement, and installation of a floating day use dock. There are safety concerns with the floating day use dock that has yet to be resolved which, until resolved, prevents moving forward with Phase 1B. Phase 1B consists of the installation of a main floating marina dock, and a wave attenuator. CID continues working to resolve the disputed COs. Negotiations continue with the design consultant regarding the floating day dock redesign.



Monthly Infrastructure Sales Tax Project Report

Large Cap Projects

Data Date: 5/21/2026

Report Date: 5/31/2026

DESCRIPTION/TEAM

SCOPE

PHOTO

Project Title: Evidence Building

Project Number: 14218
 BCC District: 03
 Delivery Method: Construction Management
 Category: S06-Sheriff - FDO
 Status: Construction
 Designer: Leo Daly
 Contractor: Pirtle Construction
 Project Manager: Jeffrey Halverson

The project includes construction of a new two-story, 87,000 GSF Evidence Storage, Crime Scene, and Crime Lab Facility, along with a 12,000 GSF metal building for impounded vehicle storage. The main facility will support the Sheriff's Office by housing seized property, administrative offices, evidence processing, and forensic operations. Security features include monitored cameras, motion detectors, and restricted electronic access logging. The site spans 16 acres and will feature secure garage bays capable of storing large vehicles (up to 56' trailers), public and staff parking, and a fenced, gated impound lot with 350 surface spaces. IST Funding: FY17: \$4,395,000, FY18: \$13,202,000, FY19: \$3,739,540, FY25: \$3.53M, and Other Funds: \$10,217,539.50.



Palm Beach County Sheriff's Office Forensic Facility



SCHEDULE SUMMARY

	Original	Actual
Project Start	3/30/2016	12/21/2016
Design Start	6/28/2017	6/28/2017
Construction Start	7/5/2018	4/29/2019
Substantial Completion	11/5/2019	10/30/2020
Project Completion	11/26/2019	

PARTICIPATION

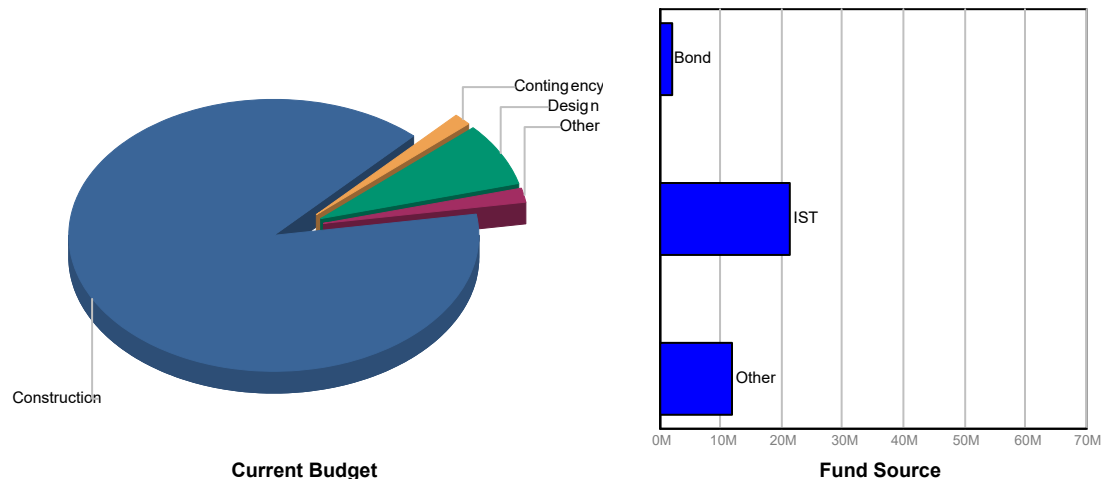
Consultant

SBE 33.21%
 Local 78.96%

Contractor

SBE 21.60%
 Local 55%

FUNDING



FINANCIAL SUMMARY

	Project Budget	Committed	% Committed	Paid To Date
	A	B	C=B/A	D
Design	\$2,656,516	\$2,576,516	96.99%	\$2,495,934
Construction	\$31,682,033	\$28,209,530	89.04%	\$27,680,215
Furniture, Fixtures & Equipment	\$0	\$0	0.00%	\$0
Other	\$602,158	\$602,158	100.00%	\$602,158
Contingency	\$492,268	\$492,268	100.00%	\$492,268
TOTAL	\$35,432,976	\$31,880,472	89.97%	\$31,270,575

NOTES

Installation of the dehumidifier remains to be completed. The CM is awaiting guidance from the architect regarding the venting of humid air from the equipment. Once complete, a Certificate of Completion will be issued, and a trial/test period will be implemented to verify that the planned performance can be achieved. Work on the helium line replacement began on 5/26 and is anticipated to be completed in late June.



Monthly Infrastructure Sales Tax Project Report

Large Cap Projects

Data Date: 5/21/2026

Report Date: 5/31/2026

DESCRIPTION/TEAM

SCOPE

PHOTO

Project Title: CR 880 Canal Bank Stabilization

Project Number: 1448
 BCC District: 06
 Delivery Method: Bid Contract Award
 Category: C02-CR 880 Canal Bank Stabilization
 Status: Construction
 Designer: Wantman Group
 Contractor: Dickerson Florida, Inc.
 Project Manager: Holly Knight

This project will repair, restore, and stabilize the embankment along a portion of County Road 880. The South Florida Water Management District's L-13 Canal parallels and is very close to County Road 880. The embankment area for County Road 880 to the canal is minimal. The undermining of the County Road 880 embankment continues due to storm events and increased South Florida Water Management District pumping and has progressively deteriorated. Repair of the embankment is necessary to prevent the eventual collapse of County Road 880 and to ensure the integrity of County Road 880 and provide a safe roadway for the public.
 IST Funds: FY17 \$1,000,000 FY18 \$2,000,000 FY24 \$2,000,000.



SCHEDULE SUMMARY

	Original	Actual
Construction Notice to Proceed	6/5/2017	6/5/2017
Phase III Construction Complete	11/2/2017	10/20/2017
Phase IV-Construction Notice to Proceed	6/1/2018	7/9/2018
Phase IV-Construction Complete	12/1/2018	3/27/2019
Phase V-Construction Notice to Proceed	6/1/2019	7/1/2019
Phase V-Construction Complete	12/1/2019	11/20/2019

PARTICIPATION

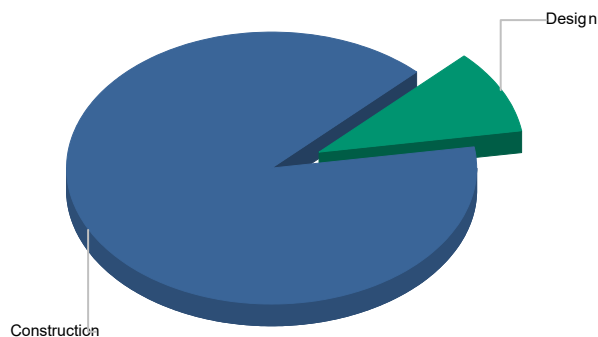
Consultant

SBE 15%
 Local 100%

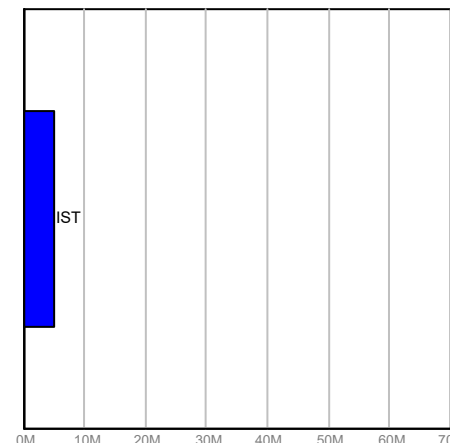
Contractor

SBE 23.4%
 Local 23.4%

FUNDING



Current Budget



Fund Source

FINANCIAL SUMMARY

	Project Budget	Committed	% Committed	Paid To Date
	A	B	C=B/A	D
Design	\$500,000	\$75,698	15.14%	\$75,698
Construction	\$4,500,000	\$2,544,219	56.54%	\$2,318,489
Contingency	\$0	\$0	0.00%	\$0
TOTAL	\$5,000,000	\$2,619,917	52.40%	\$2,394,188

NOTES

Phases I and II (constructing adjacent locations) were completed in FY 2015 and FY 2016 using non-IST funding. Phase III construction is funded at \$1,000,000 in FY 2017. Construction for Phases IV & V are funded at \$2,000,000 in FY 2018. Construction is complete for Phases III, IV and V. Phase VI construction is delayed pending design review/revision and bid process.



Monthly Infrastructure Sales Tax Project Report

Large Cap Projects

Data Date: 5/21/2026

Report Date: 5/31/2026

DESCRIPTION/TEAM

SCOPE

PHOTO

Project Title: 6th Ave. So. over Lake Osborne (LWDD E-4 Canal)(S Br/ East bound) (934307)
Project Number: 1464
BCC District: 03
Delivery Method: Design CCNA
Category: B08-Bridge Replacements
Status: Close Out
Designer: Stantec
Contractor: Ranger
Project Manager: Will Carey

This project will replace an existing bridge that was built over 50 years ago. The new bridge will improve traffic safety (lane widths, bike lanes and barrier walls), improve roadway drainage, and enhance pedestrian sidewalk safety. The new bridge will also provide greater vertical clearance.



SCHEDULE SUMMARY

	Original	Actual
Design Contract Notice to Proceed	7/17/2018	7/17/2018
Design Completion	12/1/2020	2/14/2021
Construction Bid Date	3/1/2021	5/4/2021
Construction Start	12/1/2021	2/14/2022
Construction Complete	5/1/2024	9/30/2025

PARTICIPATION

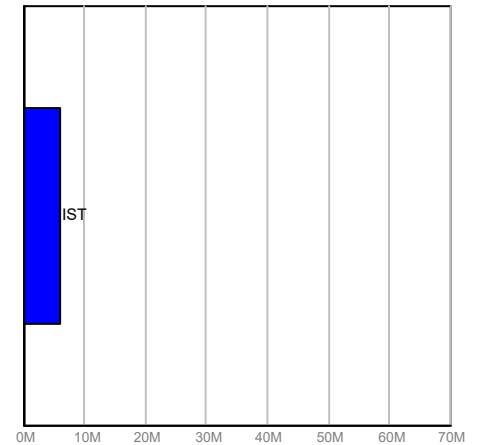
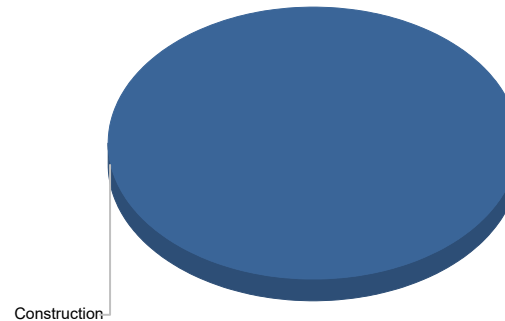
Consultant

SBE 25%
 Local 100%

Contractor

SBE 11%
 Local 100%

FUNDING



FINANCIAL SUMMARY

	Project Budget	Committed	% Committed	Paid To Date
	A	B	C=B/A	D
Construction	\$6,000,000	\$5,907,670	98.46%	\$5,761,982
TOTAL	\$6,000,000	\$5,907,670	98.46%	\$5,761,982

NOTES

This project is funded with 5-Year Road Program (RP) funding and IST funding. Design (using RP funds) is complete. The project was bid on 5/4/21 - with low bid of \$ 11.1m The IST partially funds the construction of the project at \$6m in FY 2020. Construction is complete - working on close-out documents.



Monthly Infrastructure Sales Tax Project Report

Large Cap Projects

Data Date: 5/21/2026

Report Date: 5/31/2026

DESCRIPTION/TEAM

SCOPE

PHOTO

Project Title: CR 880 (Old SR 80) Over C-51 Canal (930940)
Project Number: 1480
BCC District: 06
Delivery Method: Design CCNA
Category: B08-Bridge Replacements
Status: Design
Designer: Alan Gerwig & Assoc.
Contractor: TBD (Bid)
Project Manager: Maroun Azzi

This project will replace an existing bridge that was built over 80 years ago. The new bridge will improve traffic safety (lane widths and vehicle barrier walls). The current bridge is weight restricted.



SCHEDULE SUMMARY

	Original	Actual
Design Contract Notice to Proceed	11/9/2018	11/9/2018
Design Completion	12/1/2026	
Construction Bid Date	4/1/2027	
Construction Start	9/1/2027	
Construction Complete	6/1/2029	

PARTICIPATION

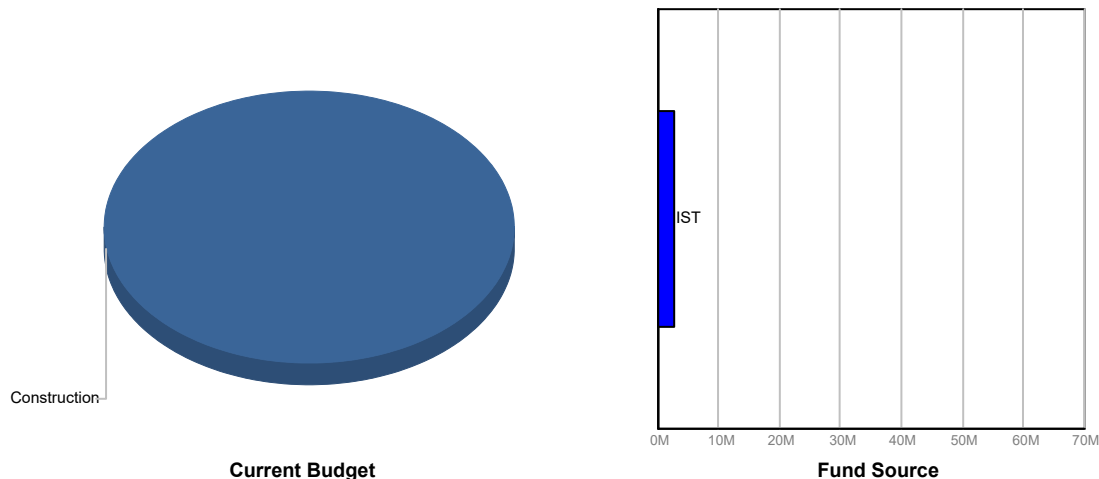
Consultant

SBE 94.3%
 Local 100%

Contractor

SBE TBD
 Local TBD

FUNDING



FINANCIAL SUMMARY

	Project Budget	Committed	% Committed	Paid To Date
	A	B	C=B/A	D
Construction	\$2,700,000	\$13,710	0.51%	\$13,710
TOTAL	\$2,700,000	\$13,710	0.51%	\$13,710

NOTES

This project is funded with 5-Year Road Program (RP) funding and IST funding. Design (using 5-Year RP funds) is ongoing (85% complete). The construction of the project is currently estimated at \$5.8m. The IST partially funds the construction of the project at \$2.7m in FY 2019. The project is currently scheduled to begin construction in late FY27. The scheduled dates have been revised to depict design and permitting delays.



Monthly Infrastructure Sales Tax Project Report

Large Cap Projects

Data Date: 5/21/2026

Report Date: 5/31/2026

DESCRIPTION/TEAM

SCOPE

PHOTO

Project Title: Main Detention Center Electronics

Project Number: 15218
 BCC District: 03
 Delivery Method: Construction Management
 Category: S06-Sheriff - FDO
 Status: Construction
 Designer: Leo A. Daly
 Contractor: Hedrick Brothers Construction
 Project Manager: Jeffrey Halverson

Phase II - Electronics for the South, East, and West Towers at the Main Detention Center, which have continually operated since the early 1980's. These systems include door controls, intercom, nurse's call system, CCTV, upgrade of EST3 software for fire alarm and new infrastructure for the future expansion of the CCTV system.
 Main Detention Center Electronics (B594) IST Funding
 FY 2017 IST \$5,600,000
 FY 2018 IST \$4,700,000
 FY 2024 IST \$ 1,256,600
 Ad Valorem \$1,021,161



SCHEDULE SUMMARY

	Original	Actual
Project Start	7/9/2015	6/9/2015
Design Start	6/21/2016	6/21/2016
Construction Start	3/19/2018	5/17/2018
Substantial Completion	3/15/2022	8/10/2020
Project Completion	6/30/2022	

PARTICIPATION

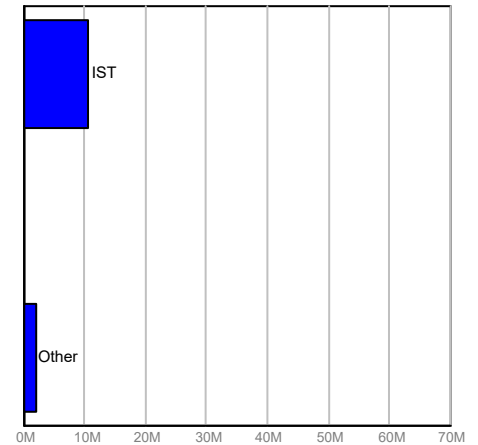
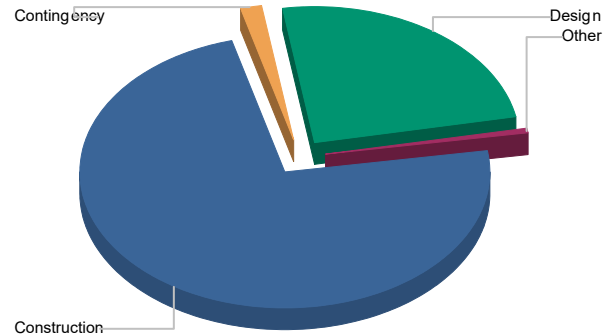
Consultant

SBE 22.60%
 Local 67%

Contractor

SBE 76.79%
 Local 80%

FUNDING



Current Budget

Fund Source

FINANCIAL SUMMARY

	Project Budget	Committed	% Committed	Paid To Date
	A	B	C=B/A	D
Design	\$3,096,507	\$3,053,730	98.62%	\$2,933,781
Construction	\$9,210,331	\$7,227,727	78.47%	\$7,227,727
Furniture, Fixtures & Equipment	\$0	\$0	0.00%	\$0
Other	\$55,740	\$62,260	111.70%	\$62,260
Contingency	\$215,183	\$0	0.00%	\$0
TOTAL	\$12,577,761	\$10,343,717	82.24%	\$10,223,768

NOTES

The fire alarm system is approaching end of life, and the remaining funds will be used for its replacement. Pricing is underway to upgrade the system from an EST-3 to an EST-4 panel. ESS is preparing the new specifications, which will require approval from Fire Rescue and PBSO. The CM's scope of work is still being defined.



Monthly Infrastructure Sales Tax Project Report

Large Cap Projects

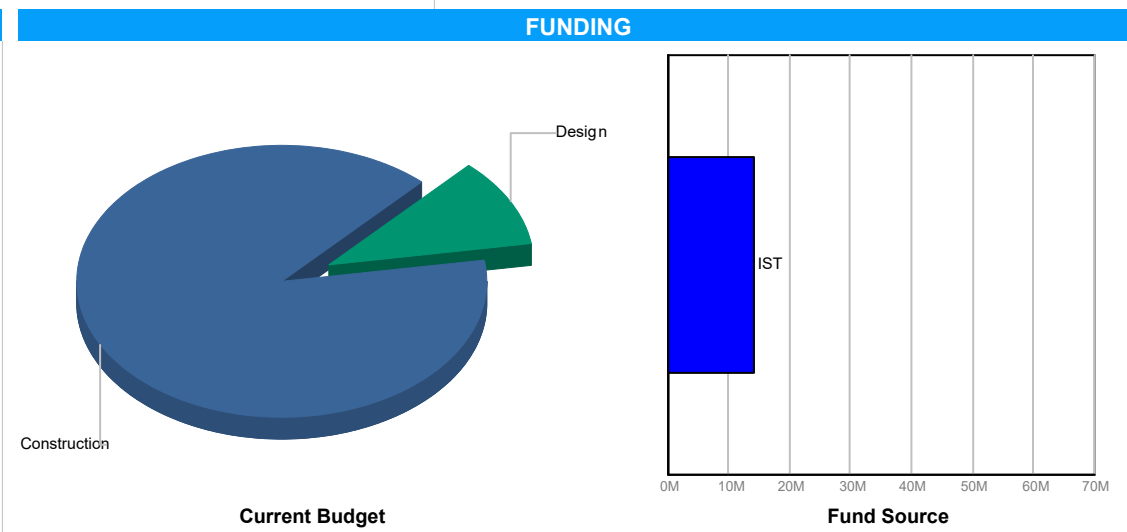
Data Date: 5/21/2026

Report Date: 5/31/2026

DESCRIPTION/TEAM	SCOPE	PHOTO
<p>Project Title: Palm Beach Lakes Blvd over FEC R/R</p> <p>Project Number: 1532 BCC District: 07 Delivery Method: Design CCNA Category: B04-Bridge Modifications Status: Design Designer: HNTB Corporation Contractor: TBD Project Manager: Maroun Azzi</p>	<p>This project will rehabilitate an existing bridge that was built over 50 years ago. The project will improve traffic safety (lane widths, pedestrian barrier, railings) and may involve other improvements such as shoulders, bike lanes, and sidewalks.</p> <p>FY 2017 IST \$1,500,000 FY 2021 IST \$4,500,000 FY 2025 IST \$8,300,000</p>	

SCHEDULE SUMMARY		
	Original	Actual
Project Start	9/30/2017	9/30/2017
Consultant Procurement Finish	9/3/2019	12/1/2019
Study Start	4/7/2020	4/7/2020
Design Complete	8/1/2027	
Permit Application	6/1/2026	
Permit Issued	6/25/2027	
Construction Start	2/1/2028	
Construction Complete	2/1/2030	
Study Complete	5/1/2022	4/1/2022
Design Start	4/1/2023	5/10/2023

PARTICIPATION	
Consultant	
SBE	36.5%
Local	96%
Contractor	
SBE	TBD
Local	TBD



FINANCIAL SUMMARY				
	Project Budget	Committed	% Committed	Paid To Date
	A	B	C=B/A	D
Design	\$1,500,000	\$1,608,316	107.22%	\$630,997
Construction	\$12,800,000	\$105,733	0.83%	\$105,733
Other	\$0	\$15,327	0.00%	\$15,327
Contingency	\$0	\$0	0.00%	\$0
TOTAL	\$14,300,000	\$1,729,376	12.09%	\$752,058

NOTES

Initial coordination has been completed with stakeholders including the City of West Palm Beach and the Community Redevelopment Agency to determine scope and design parameters for the rehabilitation of the bridge superstructure. Design is ongoing (50% complete). The scheduled dates have been revised to depict coordination, planning, and scope delays.



Monthly Infrastructure Sales Tax Project Report

Large Cap Projects

Data Date: 5/21/2026

Report Date: 5/31/2026

DESCRIPTION/TEAM

SCOPE

PHOTO

Project Title: Sections of Jog Road

This project consists of restriping sections of Jog Road.

Project Number: 1537
 BCC District: Multiple
 Delivery Method: Annual Striping Contract
 Category: S16-Striping
 Status: Construction
 Designer: N/A
 Contractor: Oglesby Const., Inc.
 Project Manager: Larry Kelly

FY 2017 \$350,000
 FY 2021 \$150,000
 FY 2022 \$100,000
 FY 2023 \$100,000
 FY 2024 \$200,000
 FY 2026 \$200,000



SCHEDULE SUMMARY

PARTICIPATION

FUNDING

	Original	Actual
Summit to Gun Club Complete	9/20/2017	9/20/2017
PGA to Hood Complete	10/31/2017	10/31/2017
10th Avenue N. to Summit Complete	1/22/2018	1/22/2018
Wallis to Roebuck Complete	3/7/2018	3/7/2018
Gateway to S. of Hypoluxo Complete	12/17/2018	10/18/2018
Glades to NW 55th St.	3/19/2019	3/19/2019
Hood to Donald Ross	12/2/2020	12/12/2020
N. Oriole to Lake Ida	4/3/2021	3/9/2021
Beeline to Northlake	5/11/2023	5/11/2023
Yamato to Clint Moore	11/3/2023	11/3/2023
45th Street to Beeline	2/7/2025	2/7/2025

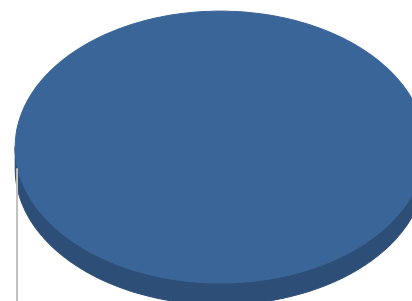
Consultant

SBE N/A
 Local N/A

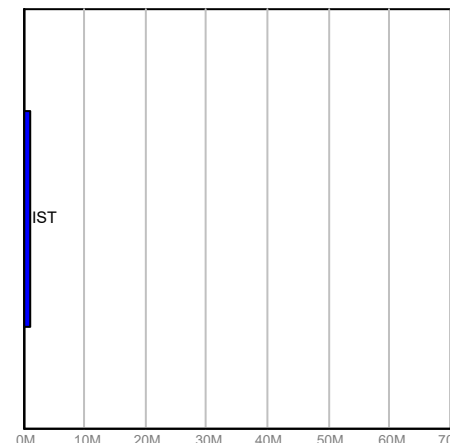
Contractor

SBE 61%
 Local 61%

Construction



Current Budget



Fund Source

FINANCIAL SUMMARY

NOTES

	Project Budget	Committed	% Committed	Paid To Date
	A	B	C=B/A	D
Design	\$0	\$0	0.00%	\$0
Construction	\$1,100,000	\$532,648	48.42%	\$518,757
Contingency	\$0	\$0	0.00%	\$0
TOTAL	\$1,100,000	\$532,648	48.42%	\$518,757

Jog Road is a North-South major County thoroughfare. This project consists of re-striping sections of Jog Road. Restriping continues on an as needed basis.



Monthly Infrastructure Sales Tax Project Report

Large Cap Projects

Data Date: 5/21/2026

Report Date: 5/31/2026

DESCRIPTION/TEAM

SCOPE

PHOTO

Project Title: CR 880

Project Number: 1539
 BCC District: 06
 Delivery Method: Annual Construction Contract
 Category: R04-Resurfacing
 Status: Construction
 Designer: N/A
 Contractor: COMMUNITY ASPHALT CORP
 Project Manager: Darren Prainito

Resurfacing approximately 2.5 miles (5 lane miles) of a portion of County Road 880 from Main Street to S.R. 80 each year.
 IST Funded: FY17 \$300K, FY18 \$300K, FY19 \$300K, FY20 \$300K, FY21 \$300K, FY22 \$400K, FY23 \$350K, FY24 \$350K, FY25 \$350K and FY26 \$350K



SCHEDULE SUMMARY

PARTICIPATION

FUNDING

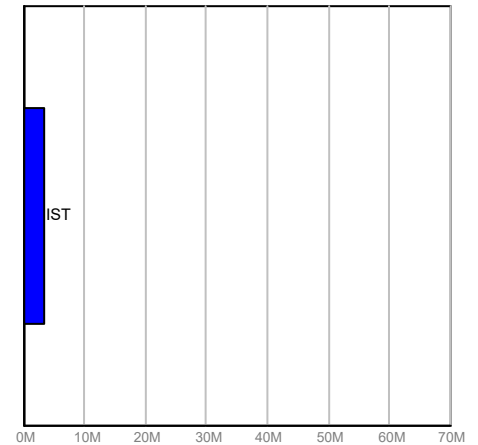
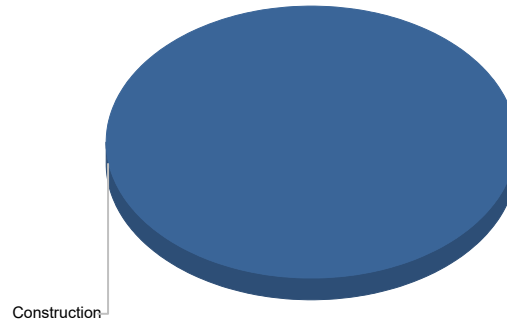
	Original	Actual
FY 2017 Construction Complete	12/22/2017	12/22/2017
FY 2018 Construction Complete	12/7/2018	11/30/2018
FY 2019 Construction Complete	12/31/2019	11/1/2019
FY 2020 Construction Complete	12/18/2020	12/3/2020
FY 2021 Construction Complete	12/17/2021	10/5/2021
FY 2022 Construction Complete	12/16/2022	7/14/2022
FY 2023 Construction Complete	12/15/2023	11/28/2023
FY 2024 Construction Complete	12/24/2024	1/17/2025
FY 2025 Construction Complete	12/24/2025	12/5/2025
FY 2026 Construction Complete	12/25/2026	

Consultant

SBE N/A
 Local N/A

Contractor

SBE 8.7%
 Local 95.8%



Current Budget

Fund Source

FINANCIAL SUMMARY

NOTES

	Project Budget	Committed	% Committed	Paid To Date
	A	B	C=B/A	D
Design	\$0	\$2,392	0.00%	\$2,392
Construction	\$3,300,000	\$3,250,384	98.50%	\$2,953,539
Contingency	\$0	\$0	0.00%	\$0
TOTAL	\$3,300,000	\$3,252,776	98.57%	\$2,955,931

County Road 880 is approximately 19 miles in length. This project entails resurfacing a portion of County Road 880 each year. Construction complete for FY2017 thru 2025.



Monthly Infrastructure Sales Tax Project Report

Large Cap Projects

Data Date: 5/21/2026

Report Date: 5/31/2026

DESCRIPTION/TEAM

SCOPE

PHOTO

Project Title: Brown's Farms Road

Resurfacing approximately 2 miles (4 lane miles) of a portion of Brown's Farm Road from CR 880 to South Terminus each year.

Project Number: 1540
 BCC District: 06
 Delivery Method: Annual Construction Contract
 Category: R04-Resurfacing
 Status: Construction
 Designer: N/A
 Contractor: COMMUNITY ASPHALT CORP
 Project Manager: Darren Prainito



SCHEDULE SUMMARY

PARTICIPATION

FUNDING

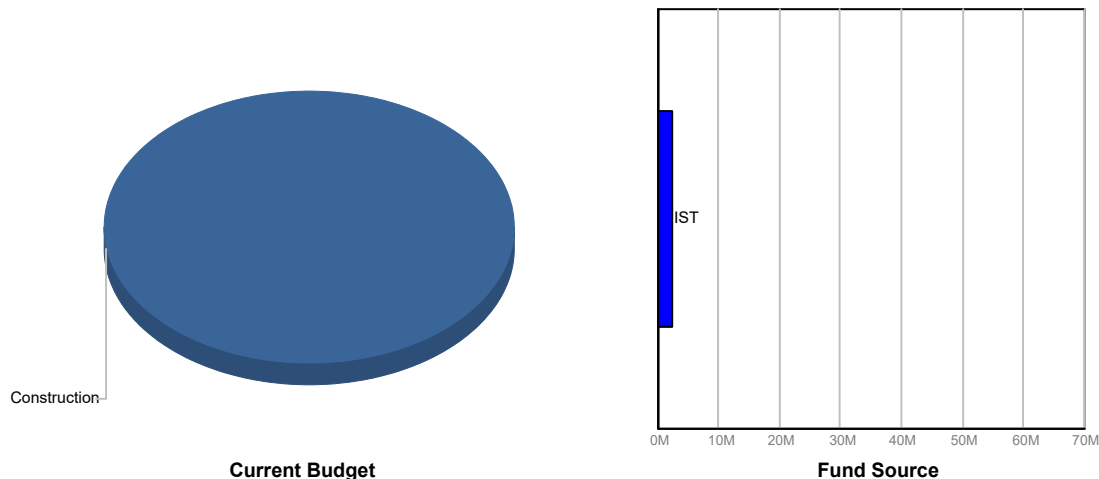
	Original	Actual
FY 2017 Construction Complete	12/22/2017	12/22/2017
FY 2018 Construction Complete	12/1/2018	11/30/2018
FY 2019 Construction Complete	12/31/2019	11/1/2019
FY 2020 Construction Complete	12/18/2020	12/2/2020
FY2021 Construction Complete	12/17/2021	10/18/2021
FY 2022 Construction Complete	12/22/2022	7/19/2022
FY 2023 Construction Complete	12/19/2023	12/1/2023
FY 2024 Construction Complete	12/24/2024	1/9/2025
FY 2025 Construction Complete	12/24/2025	12/11/2025
FY 2026 Construction Complete	12/25/2026	

Consultant

SBE N/A
 Local N/A

Contractor

SBE 7.4%
 Local 94.4%



FINANCIAL SUMMARY

NOTES

	Project Budget	Committed	% Committed	Paid To Date
	A	B	C=B/A	D
Design	\$0	\$1,588	0.00%	\$1,588
Construction	\$2,300,000	\$2,027,718	88.16%	\$2,027,718
Contingency	\$0	\$0	0.00%	\$0
TOTAL	\$2,300,000	\$2,029,306	88.23%	\$2,029,306

Brown's Farm Road is approximately 14 miles in length. This project entails resurfacing a portion of Brown's Farm Road each year. Construction complete for FY2017 thru 2025.



Monthly Infrastructure Sales Tax Project Report

Large Cap Projects

Data Date: 5/21/2026

Report Date: 5/31/2026

DESCRIPTION/TEAM

SCOPE

PHOTO

Project Title: Prosperity Farms Rd. over SFWMD C-17 Canal (934116)
Project Number: 1555
BCC District: 01
Delivery Method: Design CCNA
Category: B08-Bridge Replacements
Status: Bidding
Designer: Scalar
Contractor: TBD - (bid)
Project Manager: Maroun Azzi

This project will replace an existing bridge that was built over 60 years ago. The new bridge will improve traffic safety (lane widths, bike lanes, parapets), improve roadway drainage, and enhance pedestrian sidewalk safety. Note the current bridge is weight restricted.
 FY 2018 IST \$500,000
 FY 2021 IST \$1,500,000
 FY 2022 IST \$6,000,000



SCHEDULE SUMMARY

	Original	Actual
Design Contract Notice to Proceed	11/19/2019	11/19/2019
Design Completion	7/1/2025	12/1/2025
Construction Bid Date	4/1/2026	3/3/2026
Construction Start	10/1/2026	
Construction Complete	10/1/2028	

PARTICIPATION

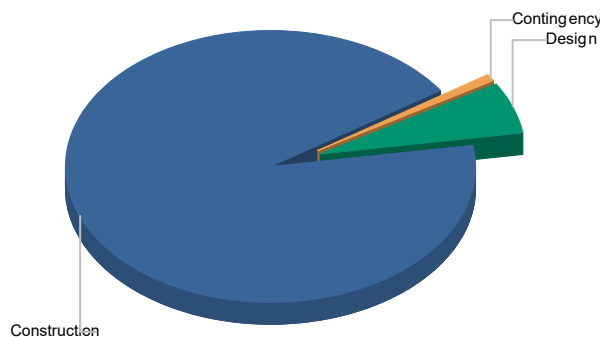
Consultant

SBE 98%
 Local 100%

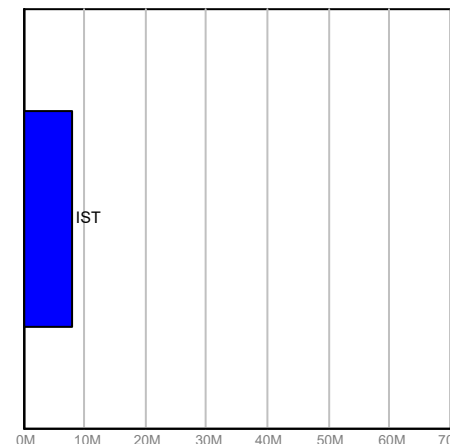
Contractor

SBE TBD
 Local TBD

FUNDING



Current Budget



Fund Source

FINANCIAL SUMMARY

	Project Budget	Committed	% Committed	Paid To Date
	A	B	C=B/A	D
Design	\$500,000	\$1,363,185	272.64%	\$466,922
Construction	\$7,450,000	\$10,810	0.15%	\$10,794
Contingency	\$50,000	\$8,365	16.73%	\$8,365
TOTAL	\$8,000,000	\$1,382,360	17.28%	\$486,081

NOTES

Design is complete. The project was bid on 3/3/26 with apparent low bid of \$8.3m. The scheduled dates have been revised to depict design and permitting delays. It is anticipated that a Florida Department of Environmental Protection (FDEP) Resiliency grant of \$4m will be received for the project.



Monthly Infrastructure Sales Tax Project Report

Large Cap Projects

Data Date: 5/21/2026

Report Date: 5/31/2026

DESCRIPTION/TEAM

SCOPE

PHOTO

Project Title: Belvedere Rd over E-3 canal (934205 & 934206)
Project Number: 1556
BCC District: 02
Delivery Method: Design CCNA
Category: B08-Bridge Replacements
Status: Design
Designer: Stantec
Contractor: TBD (bid)
Project Manager: Maroun Azzi

This project will replace the existing bridges that were built over 40 years ago. The new bridge(s) will improve traffic safety (lane widths, bike lanes, parapets), update the guardrail system, improve roadway drainage, restore the slope protection, and enhance pedestrian sidewalk safety.
 FY 2018 IST \$450,000
 FY 2021 IST \$1,350,000
 FY 2022 IST \$300,000



SCHEDULE SUMMARY

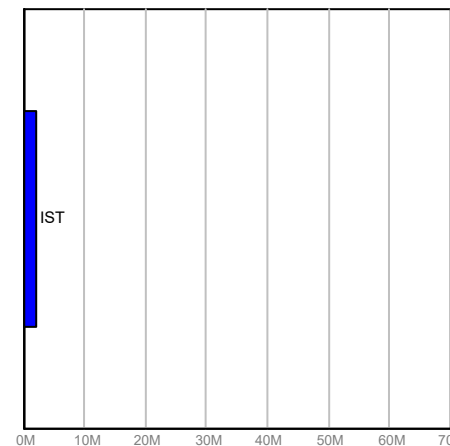
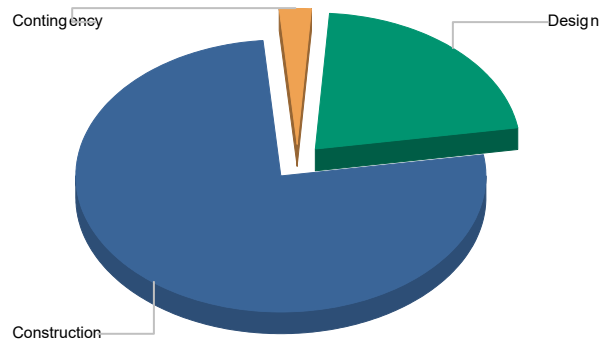
	Original	Actual
Design Contract Notice to Proceed	10/22/2019	10/22/2019
Design Completion	6/1/2026	
Construction Bid Date	10/1/2026	
Construction Start	3/1/2027	
Construction Complete	12/1/2028	

PARTICIPATION

Consultant
 SBE 30%
 Local 100%

Contractor
 SBE TBD
 Local TBD

FUNDING



Current Budget

Fund Source

FINANCIAL SUMMARY

	Project Budget	Committed	% Committed	Paid To Date
	A	B	C=B/A	D
Design	\$450,000	\$402,311	89.40%	\$358,074
Construction	\$1,600,000	\$212,801	13.30%	\$5,770
Contingency	\$50,000	\$0	0.00%	\$0
TOTAL	\$2,100,000	\$615,113	29.29%	\$363,844

NOTES

Design is ongoing (95% complete). The scheduled dates have been revised to reflect design and permitting delays.



Monthly Infrastructure Sales Tax Project Report

Large Cap Projects

Data Date: 5/21/2026

Report Date: 5/31/2026

DESCRIPTION/TEAM

SCOPE

PHOTO

Project Title: Various other locations Countywide

Project Number: 1558
 BCC District: Multiple
 Delivery Method: Annual Construction Contract
 Category: D02-Drainage (Pipe Replacements)
 Status: Construction
 Designer: N/A
 Contractor: Hinterland
 Project Manager: Darren Prainito

This project will repair and/or replace existing pipe culverts and drainage structures along various roads and canals Countywide. These repairs are needed in order to properly drain and maintain the various roads and canals in a safe operating condition.



SCHEDULE SUMMARY

	Original	Actual
Jupiter Farms (133rd Rd. & 156th St.)	8/1/2018	3/12/2018
1069 Edgehill Road	8/15/2018	6/12/2018
Limestone Creek & Palm Garden St.	8/1/2018	7/17/2018
3261 Atlantic Road	8/15/2018	7/1/2018
Van Buren Road @ E-3 Canal	8/1/2018	6/15/2018
19506 Trails End Terrace	8/1/2018	5/11/2018
Jupiter Farms (4 locates)	10/15/2018	8/21/2018
6361 Wood Lake Rd./19650 Red Maple F	10/1/2018	10/1/2018
19598 Trails End Terrace	9/15/2018	8/20/2018
19582 Trails End Terrace	9/1/2018	9/1/2018
6558 Wood Lake Road	9/15/2018	9/14/2018
6126 Wood Lake Road	10/15/2018	12/12/2018
6528 Wood Lake Road	11/1/2018	12/12/2018

PARTICIPATION

Consultant

SBE N/A

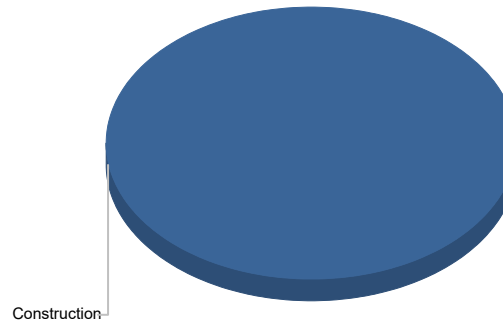
Local N/A

Contractor

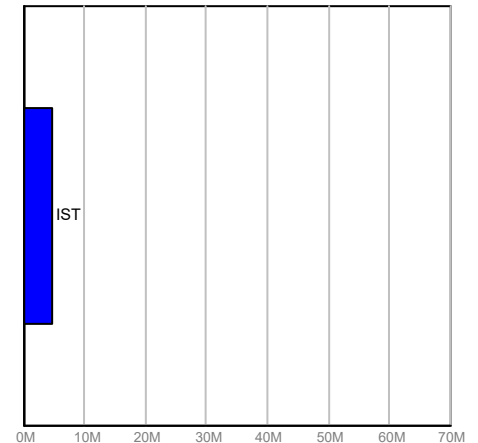
SBE 100%

Local 100%

FUNDING



Current Budget



Fund Source

FINANCIAL SUMMARY

	Project Budget	Committed	% Committed	Paid To Date
	A	B	C=B/A	D
Construction	\$4,700,000	\$4,626,612	98.44%	\$4,487,152
Contingency	\$0	\$0	0.00%	\$0
TOTAL	\$4,700,000	\$4,626,612	98.44%	\$4,487,152

NOTES

This project is funded in:
 FY 2018 \$500,000, FY 2021 \$500,000, FY 2022 \$200,000
 FY 2023 \$200,000, FY 2024 \$3,200,000, FY 2025 \$100,000

The total project is estimated at \$4,700,000.



Monthly Infrastructure Sales Tax Project Report

Large Cap Projects

Data Date: 5/21/2026

Report Date: 5/31/2026

DESCRIPTION/TEAM

Project Title: Video Detection (80 +/- intersection)

Project Number: 1580
 BCC District: Multiple
 Delivery Method: Annual Traffic Signals Contract
 Category: S08-Signals and Signal Systems
 Status: Construction
 Designer: N/A
 Contractor: Gerelco
 Project Manager: May Cheng

SCOPE

This project will replace the traffic detection at numerous signalized intersections from the existing inductive loop system to video detection. The video detection system is more reliable and easier to maintain.

PHOTO



SCHEDULE SUMMARY

	Original	Actual
Military Tr. & Garden Lake	8/1/2018	11/21/2018
Gateway & Renaissance Commons	9/1/2018	4/3/2019
Australian & Turnage	10/1/2018	1/7/2019
Woolbright & Hagen Ranch	11/1/2018	4/4/2019
Belvedere & Country Club Road	12/1/2018	4/4/2019
Palm Beach Lakes & Wellesley	1/1/2019	4/4/2019

PARTICIPATION

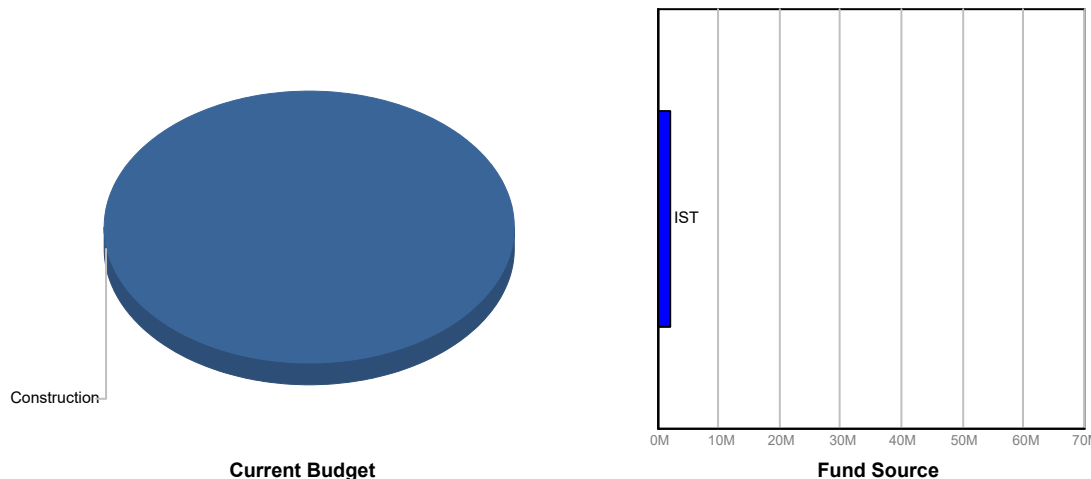
Consultant

SBE N/A
 Local N/A

Contractor

SBE 0%
 Local 23%

FUNDING



FINANCIAL SUMMARY

	Project Budget	Committed	% Committed	Paid To Date
	A	B	C=B/A	D
Construction	\$2,200,000	\$206,844	9.40%	\$206,844
Contingency	\$0	\$0	0.00%	\$0
TOTAL	\$2,200,000	\$206,844	9.40%	\$206,844

NOTES

Work has been completed at six intersections. This project is funded in:
 FY 2018 \$200,000
 FY 2023 \$300,000
 FY 2024 \$800,000
 FY 2026 \$900,000
 The total project is estimated at \$2,200,000.



Monthly Infrastructure Sales Tax Project Report

Large Cap Projects

Data Date: 5/21/2026

Report Date: 5/31/2026

DESCRIPTION/TEAM

SCOPE

PHOTO

Project Title: CW Street Lighting FY18 frmly Hypoluxo Rd (Hagen Ranch Rd to I-95)
Project Number: 1581
BCC District: CW
Delivery Method: Florida Power and Light
Category: S14-Street Lighting
Status: Construction
Designer: Florida Power and Light
Contractor: Florida Power and Light
Project Manager: May Cheng

These projects will replace the high pressure sodium street lights with LED lights. Many of the street lights along County roads are owned and maintained by Florida Power and Light (FPL) with the County paying all the operation and maintenance costs (including power). FPL will be responsible for the final design and installation to convert the street lighting to the newer LED technology, and the County will reimburse FPL all applicable conversion costs. The result will provide a cost savings, better quality illumination, and a more desirable environmental light source.



SCHEDULE SUMMARY

	Original	Actual
Gun Club Road/Bosque to Congress	7/19/2019	7/19/2019
Congress/Okeechobee to Belvedere	8/1/2019	8/1/2019
10th Avenue North/Haverhill to Kirk	12/1/2025	12/1/2025
Community/Haverhill to Military	7/31/2019	7/31/2019
Haverhill Road/WPB City to Haverhill City	7/20/2023	7/20/2023
Glades Road/State Road 7 to Boca Rio	12/9/2022	12/9/2022
Boynton Beach Boulevard/Turnpike to Kn	3/31/2023	3/31/2023
Jog Road/Belvedere to State Road 80	5/3/2021	5/3/2021
Forest Hill/Turnpike to Pinehurst & Jog to		
Haverhill/State Road 80 to Lake Worth	7/13/2023	7/13/2023
Congress/Lantana to Hypoluxo & Gun Cl	9/14/2021	9/14/2021
Gateway/Military to Windward	8/1/2019	8/1/2019
Belvedere Road/RPB City to Haverhill Cit	6/6/2023	6/6/2023

PARTICIPATION

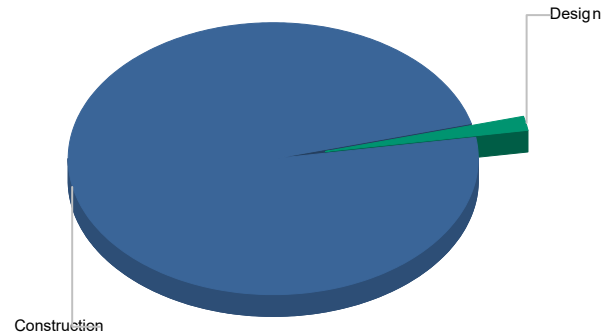
Consultant

SBE N/A
 Local N/A

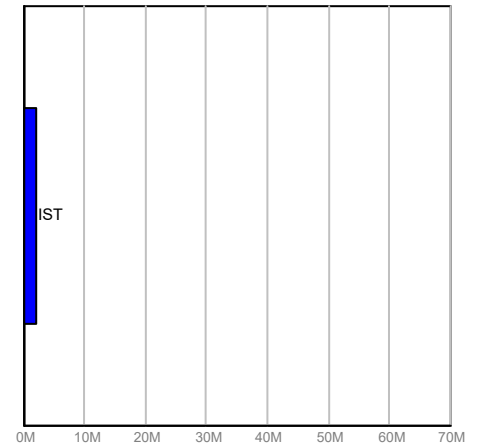
Contractor

SBE N/A
 Local N/A

FUNDING



Current Budget



Fund Source

FINANCIAL SUMMARY

	Project Budget	Committed	% Committed	Paid To Date
	A	B	C=B/A	D
Design	\$30,000	\$35,184	117.28%	\$35,184
Construction	\$1,920,000	\$1,785,999	93.02%	\$1,716,860
Contingency	\$0	\$0	0.00%	\$0
TOTAL	\$1,950,000	\$1,821,183	93.39%	\$1,752,045

NOTES

There are 16 street lighting projects (road segments) funded (\$1,950,000) for conversion in FY 2018. All 16 projects have been forwarded to FPL requesting final design and installation. As of 12/1/2025, 14 projects have been completed.



Monthly Infrastructure Sales Tax Project Report

Large Cap Projects

Data Date: 5/21/2026

Report Date: 5/31/2026

DESCRIPTION/TEAM

SCOPE

PHOTO

Project Title: FY 2019 Street Lighting LED Replacements - Countywide
Project Number: 1627
BCC District: Multiple
Delivery Method: Florida Power and Light
Category: S14-Street Lighting
Status: Construction
Designer: Florida Power and Light
Contractor: Florida Power and Light
Project Manager: May Cheng

These projects replace the high pressure sodium lights with LED lights. Many of the street lights along County roads are owned and maintained by FPL with the County paying all the operation and maintenance costs. FPL will be responsible for final design and installation and the County will reimburse FPL.
 IST \$820,000 FY19
 IST \$300,000 FY24



SCHEDULE SUMMARY

PARTICIPATION

FUNDING

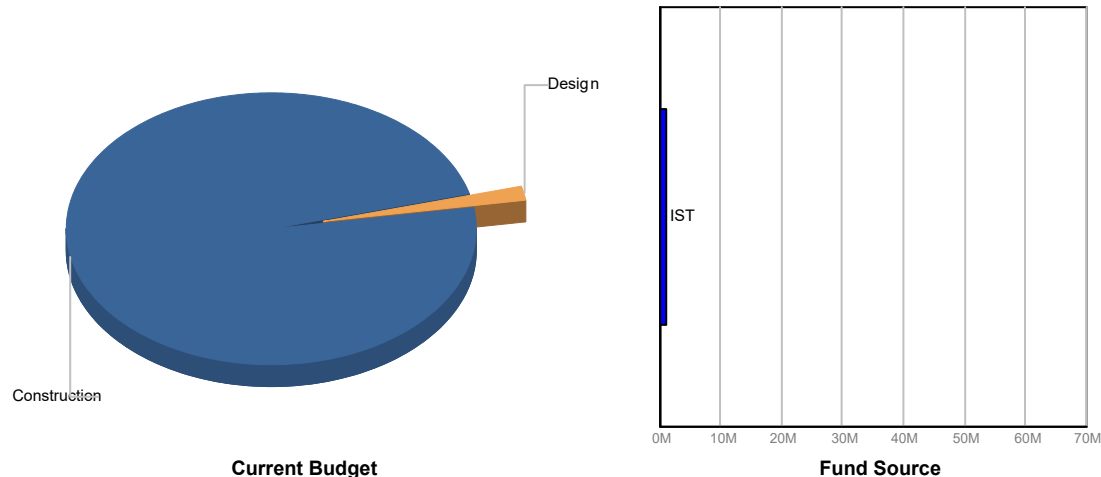
	Original	Actual
Melaleuca Lane/Greenacres limits to Kirk		
Linton/Military to Jog	10/15/2023	10/15/2023
Jog Rd/SR80 to Forest Hill	7/19/2023	7/19/2023
Jog Rd/Gateway to Woolbright	4/30/2024	4/30/2024
Jog Rd/Lake Ida to Old Clint Moore		
Lantana Rd/Turnpike to High Ridge	11/30/2025	11/30/2025

Consultant

SBE N/A
 Local N/A

Contractor

SBE N/A
 Local N/A



FINANCIAL SUMMARY

NOTES

	Project Budget	Committed	% Committed	Paid To Date
	A	B	C=B/A	D
Design	\$20,000	\$107	0.54%	\$107
Construction	\$1,100,000	\$1,047,025	95.18%	\$332,503
TOTAL	\$1,120,000	\$1,047,133	93.49%	\$332,610

There are 6 street lighting projects (road segments) funded (\$820,000) for conversion in FY 2019. All 6 projects have been forwarded to FPL requesting final design and installation. A Budget Transfer (BT 24-0636) was approved on 6/4/24 that increased the funding by \$300,000. As of 12/1/25, 4 projects have been completed. The result of the lighting conversion to LED will provide a cost savings, better quality illumination and a more desirable environmental light source.



Monthly Infrastructure Sales Tax Project Report

Large Cap Projects

Data Date: 5/21/2026

Report Date: 5/31/2026

DESCRIPTION/TEAM

SCOPE

PHOTO

Project Title: Corkscrew Blvd. over SFWMD Miami Canal
Canal
 Project Number: 1656
 BCC District: 06
 Delivery Method: Design CCNA
 Category: B08-Bridge Replacements
 Status: Design
 Designer: Alan Gerwig & Associates
 Contractor: TBD
 Project Manager: Carlos Bojorge

This project will replace an existing bridge that as built over 70 years ago. The project will improve traffic safety (lane widths, sidewalks, etc.) and improve embankment/slope protection. Note the current bridge is weight restricted.



SCHEDULE SUMMARY

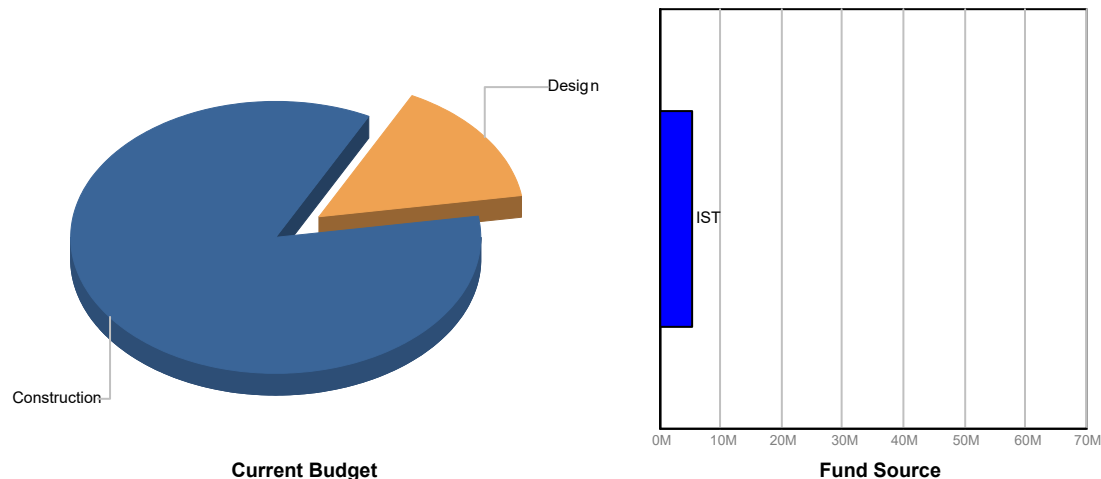
	Original	Actual
Project Start	8/15/2023	8/15/2023
Consultant Procurement Finish	4/1/2024	4/1/2024
Design Start	7/2/2024	8/20/2024
Design Complete	8/1/2026	
Permit Application	7/1/2025	
Permit Issued	8/1/2026	
Construction Start	4/1/2027	
Construction Complete	9/1/2028	

PARTICIPATION

Consultant
 SBE 18.9%
 Local 100%

Contractor
 SBE TBD
 Local TBD

FUNDING



FINANCIAL SUMMARY

	Project Budget	Committed	% Committed	Paid To Date
	A	B	C=B/A	D
Design	\$800,000	\$1,437	0.18%	\$1,437
Construction	\$4,575,000	\$432,564	9.45%	\$164,915
TOTAL	\$5,375,000	\$434,001	8.07%	\$166,352

NOTES

The project is funded for design (\$800k) in FY22 and for construction (\$4.575m) in FY25. Design is ongoing (20% complete).



Monthly Infrastructure Sales Tax Project Report

Large Cap Projects

Data Date: 5/21/2026

Report Date: 5/31/2026

DESCRIPTION/TEAM

SCOPE

PHOTO

Project Title: Jupiter Beach Rd. over Branch of ICWW

This project will replace an existing bridge that was built over 60 years ago. The project will improve traffic safety (lane widths, bike lanes, sidewalks, etc.) and improve drainage and embankment/slope protection.



Project Number: 1657
 BCC District: 01
 Delivery Method: Design CCNA
 Category: B08-Bridge Replacements
 Status: Design
 Designer: Alan Gerwig & Associates
 Contractor: TBD
 Project Manager: Maroun Azzi

SCHEDULE SUMMARY

	Original	Actual
Project Start	4/1/2022	4/13/2022
Consultant Procurement Finish	2/1/2023	1/10/2023
Design Start	5/1/2023	1/23/2023
Design Complete	12/1/2026	
Construction Start	6/1/2027	
Construction Complete	12/1/2028	

PARTICIPATION

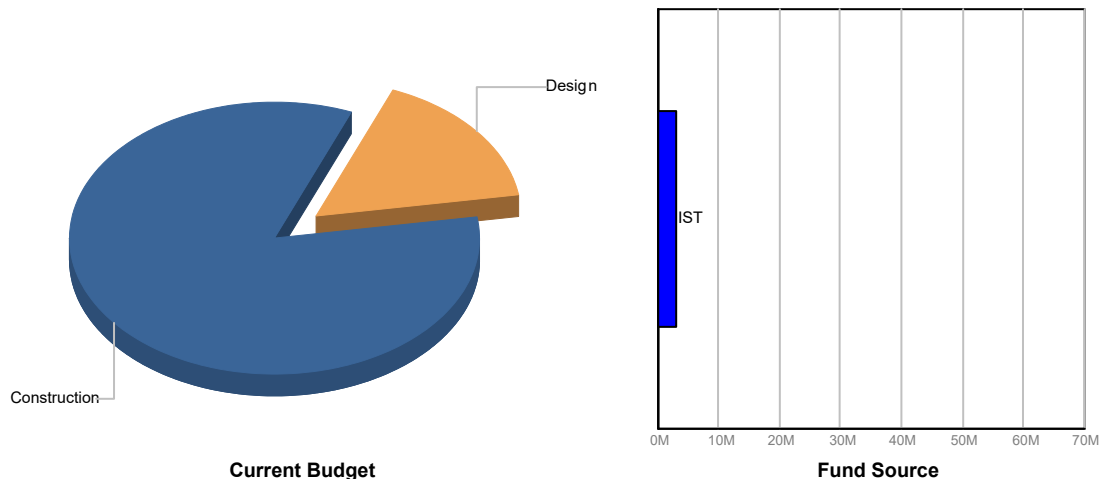
Consultant

SBE 90%
 Local 100%

Contractor

SBE TBD
 Local TBD

FUNDING



FINANCIAL SUMMARY

	Project Budget	Committed	% Committed	Paid To Date
	A	B	C=B/A	D
Design	\$500,000	\$303,797	60.76%	\$182,375
Construction	\$2,529,000	\$26,025	1.03%	\$26,025
TOTAL	\$3,029,000	\$329,822	10.89%	\$208,400

NOTES

The project is funded for design (\$500k) in FY22 and for construction (\$2.5m) in FY25. Design is ongoing (30% complete). The scheduled dates have been revised to reflect design and permitting delays.



Monthly Infrastructure Sales Tax Project Report

Large Cap Projects

Data Date: 5/21/2026

Report Date: 5/31/2026

DESCRIPTION/TEAM

SCOPE

PHOTO

Project Title: Australian Ave. from Banyan St. to 45th St.
Project Number: 1658
BCC District: 07
Delivery Method: Design CCNA
Category: D04-Drainage Improvements
Status: Bidding
Designer: HSQ
Contractor: TBD (Bid)
Project Manager: Maroun Azzi

The project will include drainage improvements (piped drainage system) and a new paving surface for a wider 4-lane divided section with new pathways on both sides along Australian Avenue from Banyan Blvd. to 45th Street. The work scope includes replacing the twin bridges over Clear Lake and replacing the twin bridges over the Carver Canal.



SCHEDULE SUMMARY

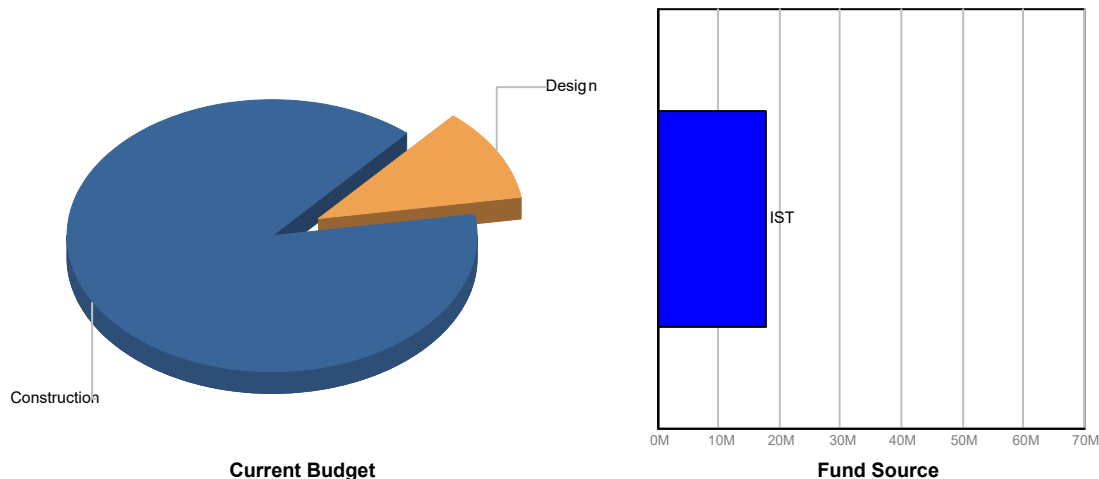
	Original	Actual
Design Start	3/1/2022	4/12/2022
Design Complete	6/1/2024	9/1/2024
Construction Bid Date	10/1/2026	
Construction Start	6/1/2027	
Construction Complete	12/1/2029	

PARTICIPATION

Consultant
 SBE 90.4%
 Local 100%

Contractor
 SBE TBD
 Local TBD

FUNDING



FINANCIAL SUMMARY

	Project Budget	Committed	% Committed	Paid To Date
	A	B	C=B/A	D
Design	\$2,000,000	\$1,792,586	89.63%	\$1,542,222
Construction	\$15,800,000	\$3,135,685	19.85%	\$651,039
TOTAL	\$17,800,000	\$4,928,271	27.69%	\$2,193,261

NOTES

Design is complete. The bid process and preparation is ongoing. The project is funded for design (\$2m) in FY21 and for construction (\$15.8m) in FY24 and FY25. The total cost of the project is estimated at over \$110m (includes significant (reimbursable) work on City of WPB's water main and force main). It is anticipated that a Florida Department of Environmental Protection (FDEP) Resiliency grant of \$13.4m will be received for the project. Project was bid on 12/19/24 but only 1 bid was received. Project will be rebid.



Monthly Infrastructure Sales Tax Project Report

Large Cap Projects

Data Date: 5/21/2026

Report Date: 5/31/2026

DESCRIPTION/TEAM

SCOPE

PHOTO

Project Title: Belvedere Rd canal piping & sidewalk addition (62nd Dr. N. to Haverhill park)

Project Number: 1661
 BCC District: 02
 Delivery Method: Design CCNA
 Category: P04-Pathways
 Status: Design
 Designer: Keshavarz
 Contractor: TBD (Bid)
 Project Manager: Maroun Azzi

This project will add a new sidewalk (SW) on the south side of Belvedere Road from 62nd Dr. N. to the Haverhill park (just east of the E-3 Canal) - connecting to the existing south SW at the park's frontage. The SW may require the piping of Lake Worth Drainage District's (LWDD) L-3 Canal.
 FY 2021 IST \$500,000
 FY 2024 IST \$3,100,000



SCHEDULE SUMMARY

	Original	Actual
Study Complete	12/1/2025	6/1/2025
Design Complete	4/1/2027	
Construction Bid Date	8/1/2027	
Construction Start	12/1/2027	
Construction Complete	10/15/2028	

PARTICIPATION

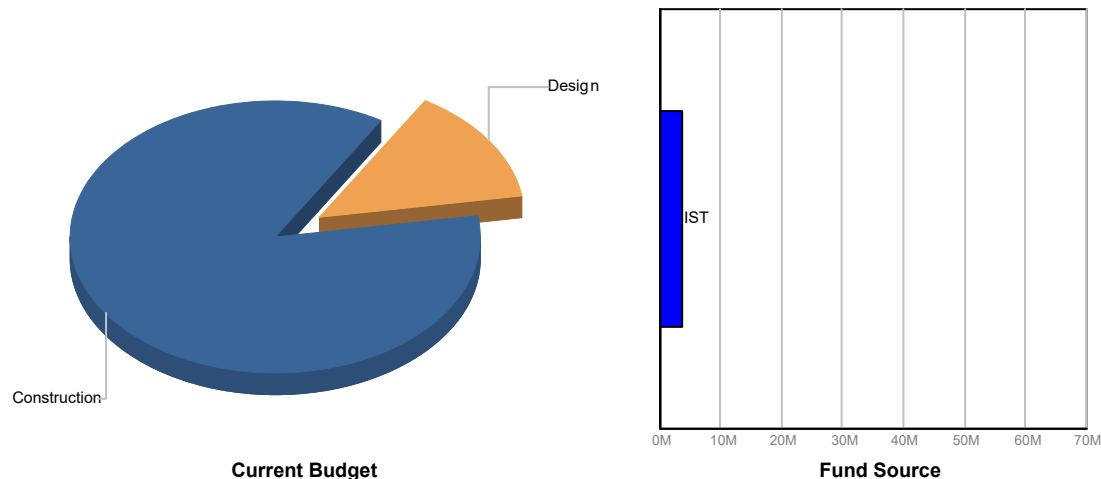
Consultant

SBE 100%
 Local 100%

Contractor

SBE TBD
 Local TBD

FUNDING



FINANCIAL SUMMARY

	Project Budget	Committed	% Committed	Paid To Date
	A	B	C=B/A	D
Design	\$500,000	\$95,021	19.00%	\$86,100
Construction	\$3,100,000	\$194,821	6.28%	\$23,026
TOTAL	\$3,600,000	\$289,842	8.05%	\$109,126

NOTES

Study is complete. Design is ongoing (10% complete). The project is funded for design (\$500k) in FY21 and for construction (\$3.1M) in FY24.



Monthly Infrastructure Sales Tax Project Report

Large Cap Projects

Data Date: 5/21/2026

Report Date: 5/31/2026

DESCRIPTION/TEAM

SCOPE

PHOTO

Project Title: Garden Rd. from Bee Line Hwy. to Investment Ln.
Project Number: 1672
BCC District: 07
Delivery Method: Annual Construction Contract
Category: R04-Resurfacing
Status: Construction
Designer: N/A
Contractor: Hinterland
Project Manager: Darren Prainito

Resurfacing 1.9 miles (3.8 lane miles) of Garden Road from Bee Line Hwy. to Investment Lane. There are three existing 60" drainage culverts crossing under Garden Road at the EPB-6 Canal that are in disrepair and need to be lined.

FY 2021 IST \$300,000
 FY 2022 IST \$700,000



SCHEDULE SUMMARY

	Original	Actual
Drainage Repair Complete	12/1/2024	1/31/2025
Milling and Pavement Complete	12/1/2026	
Traffic Striping Complete	1/1/2027	
Traffic Loops Complete	4/1/2027	
ADA (Curb/Cut Ramps) Complete	4/1/2027	

PARTICIPATION

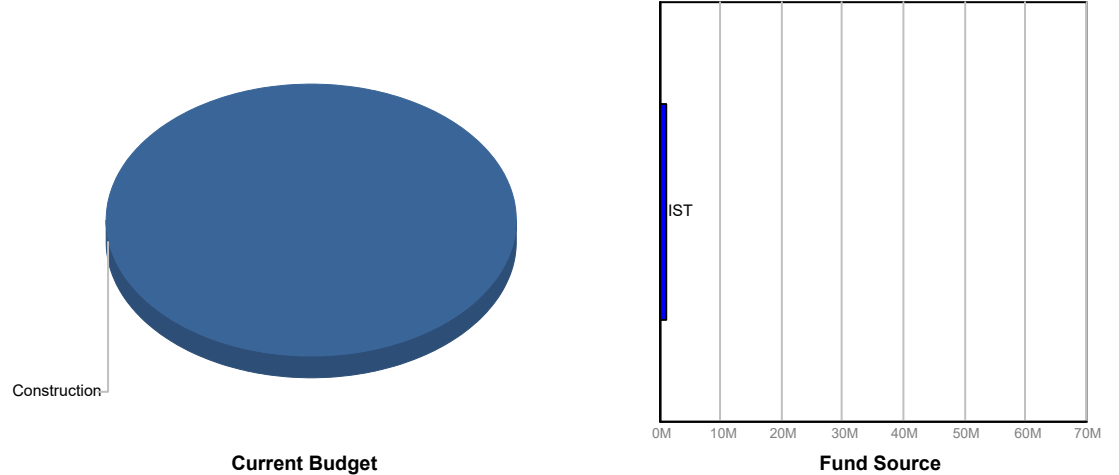
Consultant

SBE N/A
 Local N/A

Contractor

SBE 15%
 Local 100%

FUNDING



FINANCIAL SUMMARY

	Project Budget	Committed	% Committed	Paid To Date
	A	B	C=B/A	D
Construction	\$1,000,000	\$967,088	96.71%	\$710,088
TOTAL	\$1,000,000	\$967,088	96.71%	\$710,088

NOTES

Outstanding work includes milling and paving, updating ADA ramps, restriping the road, and replacing traffic loops. A work order was issued on 3/11/25 but paving contractor defaulted. A new work order is forthcoming.



Monthly Infrastructure Sales Tax Project Report

Large Cap Projects

Data Date: 5/21/2026

Report Date: 5/31/2026

DESCRIPTION/TEAM

SCOPE

PHOTO

Project Title: Hypoluxo Road & Military Trail

Project Number: 1678
 BCC District: 02
 Delivery Method: Design CCNA
 Category: S08-Signals and Signal Systems
 Status: Construction
 Designer: Simmons & White, Inc.
 Contractor: Gerelco Traffic Controls, Inc.
 Project Manager: May Cheng

This project will replace the existing span-wire signal system with a mast arm signal system.
 FY 2021 IST \$400,000
 FY 2022 IST \$250,000
 FY 2026 IST \$1,150,000



SCHEDULE SUMMARY

PARTICIPATION

FUNDING

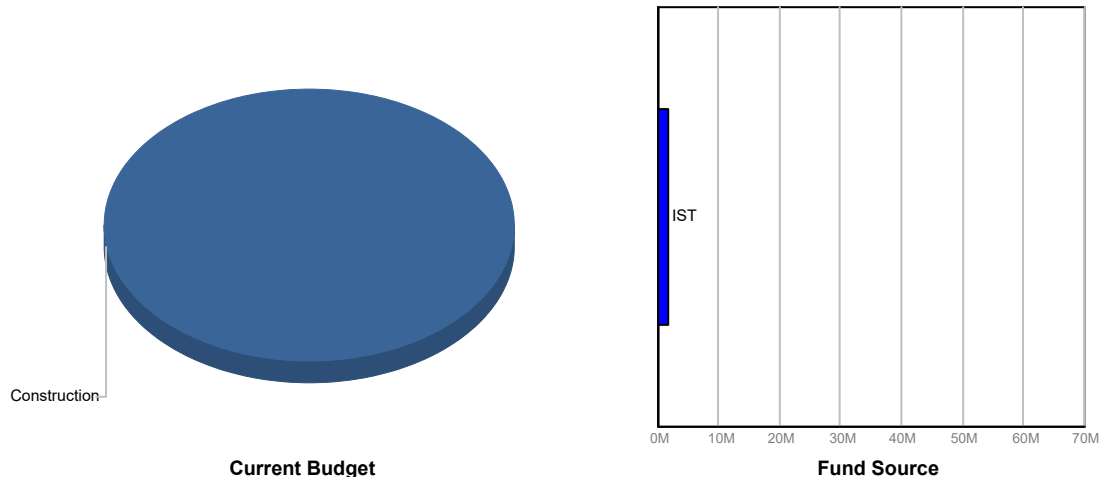
	Original	Actual
Design NTP Issued	1/14/2021	1/14/2021
Design Complete	11/20/2025	7/2/2025
Construction Start	3/1/2026	
Construction Complete	2/1/2027	

Consultant

SBE 80.8%
 Local 100%

Contractor

SBE 0%
 Local 100%



FINANCIAL SUMMARY

NOTES

	Project Budget	Committed	% Committed	Paid To Date
	A	B	C=B/A	D
Construction	\$1,800,000	\$344,285	19.13%	\$267,719
TOTAL	\$1,800,000	\$344,285	19.13%	\$267,719

Construction is pending. A Budget Transfer (BT 26-0256) was approved on 1/6/26 that increased the funding by \$1,150,000.



Monthly Infrastructure Sales Tax Project Report

Large Cap Projects

Data Date: 5/21/2026

Report Date: 5/31/2026

DESCRIPTION/TEAM

SCOPE

PHOTO

Project Title: Countywide Street Lighting FY21 (frmly Military Trl (L.W. to Clint Moore))

Project Number: 1680

BCC District: CW

Delivery Method: Florida Power and Light

Category: S14-Street Lighting

Status: Construction

Designer: Florida Power & Light

Contractor: Florida Power & Light

Project Manager: May Cheng

These projects will replace the high pressure sodium street lights with LED lights. Many of the street lights along County roads are owned and maintained by Florida Power and Light (FPL) with the County paying all the operation and maintenance costs (including power). FPL will be responsible for the final design and installation to convert the street lighting to the newer LED technology, and the County will reimburse FPL all applicable conversion costs. The result will provide a cost savings, better quality illumination, and a more desirable environmental light source.



SCHEDULE SUMMARY

PARTICIPATION

FUNDING

	Original	Actual
Jog/Okeechobee to Belvedere		
Military/Northlake to Leo Lane		
SW 18th/SR7 to Turnpike		
Lake Worth Rd/SR7 to Jog		
Lyons/Clint Moore to Broward County Lin		
Military/Okeechobee to Lake Worth Rd		
Palmetto Park/University to Military		
Military/Lake Worth to Clint Moore		

Consultant

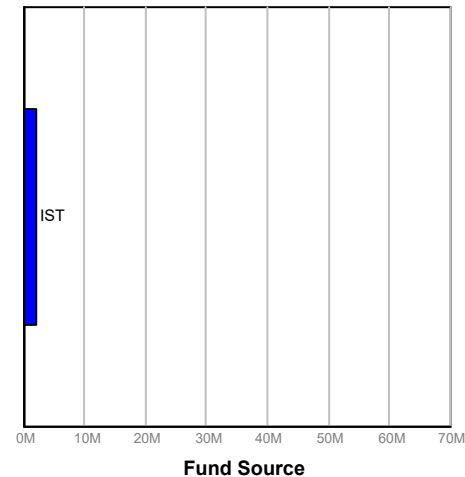
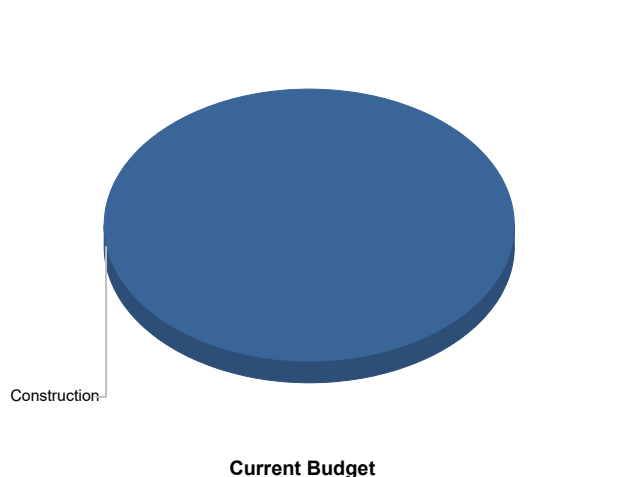
SBE N/A

Local N/A

Contractor

SBE N/A

Local N/A



FINANCIAL SUMMARY

NOTES

	Project Budget	Committed	% Committed	Paid To Date
	A	B	C=B/A	D
Construction	\$2,180,000	\$587,395	26.94%	\$296,338
TOTAL	\$2,180,000	\$587,395	26.94%	\$296,338

There are 8 street lighting projects (road segments) funded (\$2,180,000) for conversion in FY 2021. All 8 projects have been forwarded to FPL requesting final design and installation.



Monthly Infrastructure Sales Tax Project Report

Large Cap Projects

Data Date: 5/21/2026

Report Date: 5/31/2026

DESCRIPTION/TEAM

SCOPE

PHOTO

Project Title: Belvedere Rd. Canal Piping

Project Number: 1690
 BCC District: 02
 Delivery Method: Design CCNA
 Category: B02-Belvedere Rd. Canal Piping
 Status: Construction
 Designer: Keith
 Contractor: B&B Underground Construction, Inc.
 Project Manager: Maroun Azzi

This project will pipe a portion of a drainage ditch that runs along Belvedere Road and Troy Boulevard - adjacent to Palm Beach International Airport. The embankment area for the ditch is small and difficult to maintain. The undermining of this area continues and compromises the integrity of the sidewalk and road. Piping of the ditch is necessary to properly protect the road and sidewalk.
 FY2022 IST \$300,000
 FY2024 IST \$1,100,000



SCHEDULE SUMMARY

	Original	Actual
Study Complete	9/1/2023	12/1/2023
Design Complete	6/1/2025	2/1/2025
Construction Bid Date	5/27/2025	6/3/2025
Construction Start	12/1/2025	6/1/2026
Construction Complete	12/1/2026	

PARTICIPATION

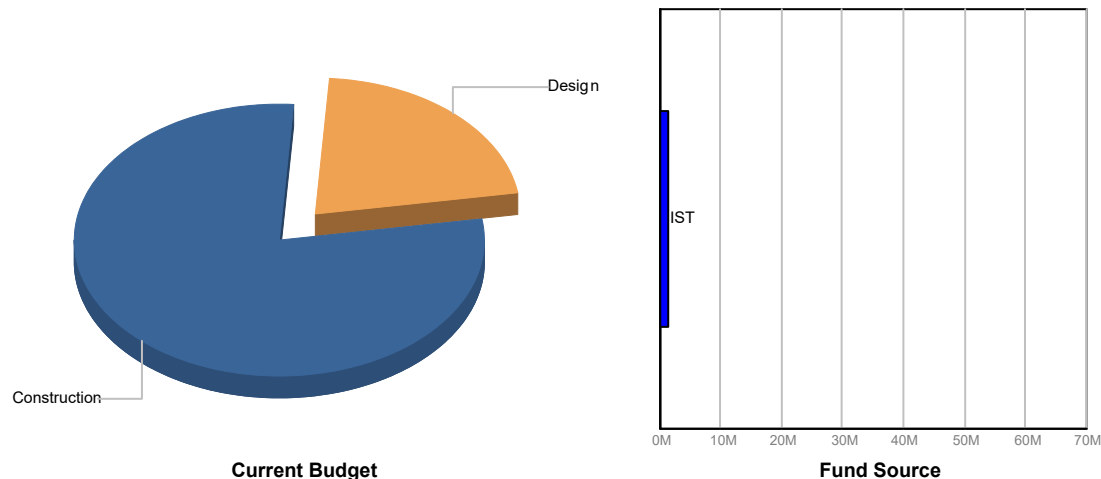
Consultant

SBE 54%
 Local 100%

Contractor

SBE 98%
 Local 100%

FUNDING



FINANCIAL SUMMARY

	Project Budget	Committed	% Committed	Paid To Date
	A	B	C=B/A	D
Design	\$300,000	\$85,971	28.66%	\$82,886
Construction	\$1,100,000	\$12,922	1.17%	\$12,922
TOTAL	\$1,400,000	\$98,893	7.06%	\$95,808

NOTES

The project is funded with 5-Year Road Program funding and IST funding. Design (using IST funds) is complete. The project was bid on 6/3/25 with low bid of \$2.6m. The IST partially funds the construction of the project at \$1.1m in FY24. Construction is ongoing (0% complete).



Monthly Infrastructure Sales Tax Project Report

Large Cap Projects

Data Date: 5/21/2026

Report Date: 5/31/2026

DESCRIPTION/TEAM

SCOPE

PHOTO

Project Title: Barwick Rd. over LWDD Lat. 30 Canal (934455)
Project Number: 1691
BCC District: 04
Delivery Method: Design CCNA
Category: B04-Bridge Modifications
Status: Design
Designer: Alan Gerwig & Associates
Contractor: TBD
Project Manager: Kristine Frazelle-Smith

This project will replace an existing bridge that was built over 60 years ago. The project will improve traffic safety (lane widths, bike lanes, sidewalks, etc.) and improve drainage and embankment/slope protection.



SCHEDULE SUMMARY

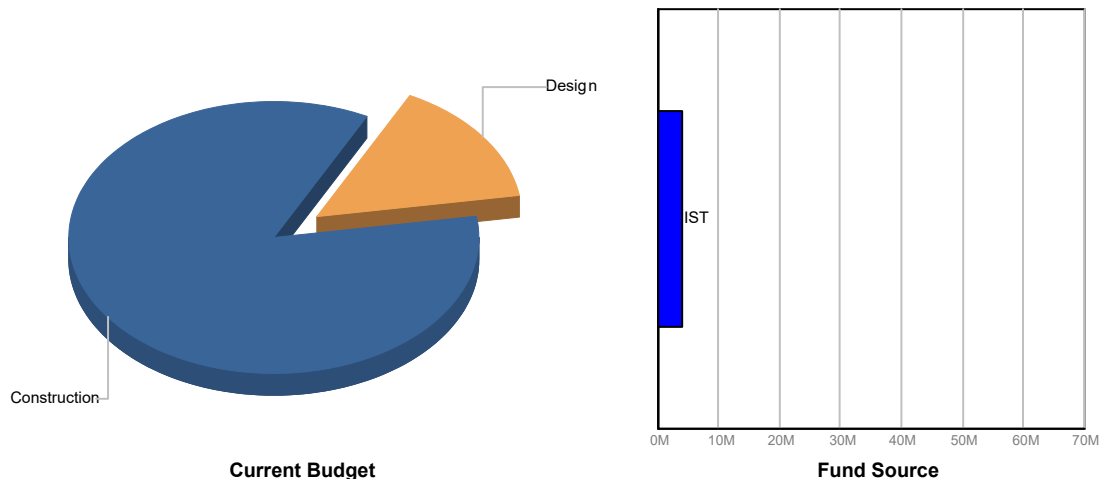
	Original	Actual
Project Start	7/1/2023	7/1/2023
Consultant Procurement Finish	12/5/2023	12/5/2023
Design Start	12/12/2023	12/12/2023
Design Complete	10/1/2026	
Permit Application	4/1/2026	
Permit Issued	11/1/2026	
Construction Start	5/14/2027	
Construction Complete	5/14/2028	

PARTICIPATION

Consultant
 SBE 98%
 Local 100%

Contractor
 SBE TBD
 Local TBD

FUNDING



FINANCIAL SUMMARY

	Project Budget	Committed	% Committed	Paid To Date
	A	B	C=B/A	D
Design	\$600,000	\$405,689	67.61%	\$183,904
Construction	\$3,370,000	\$47,626	1.41%	\$16,389
TOTAL	\$3,970,000	\$453,314	11.42%	\$200,293

NOTES

The project is funded for design (\$600k) in FY22 and for construction (\$3.37m) in FY26. Design is ongoing (40% complete). The scheduled dates have been revised to depict design, utility and permitting delays.



Monthly Infrastructure Sales Tax Project Report

Large Cap Projects

Data Date: 5/21/2026

Report Date: 5/31/2026

DESCRIPTION/TEAM

SCOPE

PHOTO

Project Title: Summit Blvd. over C-51 Canal (934201)

Project Number: 1693
 BCC District: 03
 Delivery Method: Design CCNA
 Category: B08-Bridge Replacements
 Status: Design
 Designer: Consor Engineers, LLC
 Contractor: TBD
 Project Manager: Maroun Azzi

This project will replace an existing bridge that was built over 50 years ago. The project will improve traffic safety (lane widths, bike lanes, sidewalks, etc.) and improve drainage and embankment/slope protection. The project will also add a left turn lane servicing the adjacent school on the NE quadrant.



SCHEDULE SUMMARY

PARTICIPATION

FUNDING

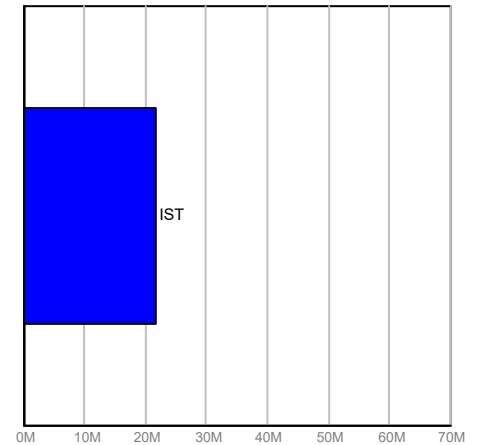
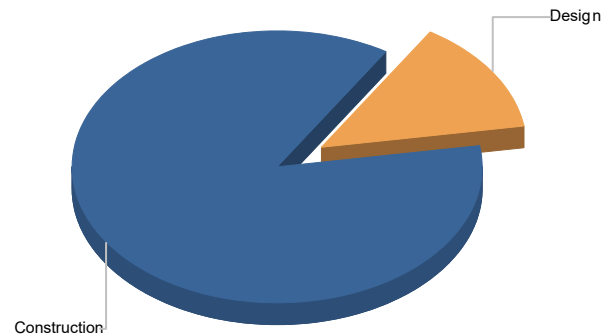
	Original	Actual
Project Start	3/1/2022	3/1/2022
Consultant Procurement Finish	12/1/2022	12/1/2022
Design Start	4/1/2023	3/14/2023
Design Complete	6/1/2026	
Permit Application	1/1/2025	
Permit Issued	6/1/2026	
Construction Start	12/1/2026	
Construction Complete	1/1/2029	

Consultant

SBE 40%
 Local 100%

Contractor

SBE TBD
 Local TBD



Current Budget

Fund Source

FINANCIAL SUMMARY

NOTES

	Project Budget	Committed	% Committed	Paid To Date
	A	B	C=B/A	D
Design	\$3,000,000	\$802,772	26.76%	\$681,660
Construction	\$18,863,000	\$69,180	0.37%	\$52,988
TOTAL	\$21,863,000	\$871,951	3.99%	\$734,647

The project is funded for design (\$3m) in FY22 and for construction (\$18.863m) in FY27. Design is ongoing (30% complete).




Monthly Infrastructure Sales Tax Project Report

Large Cap Projects

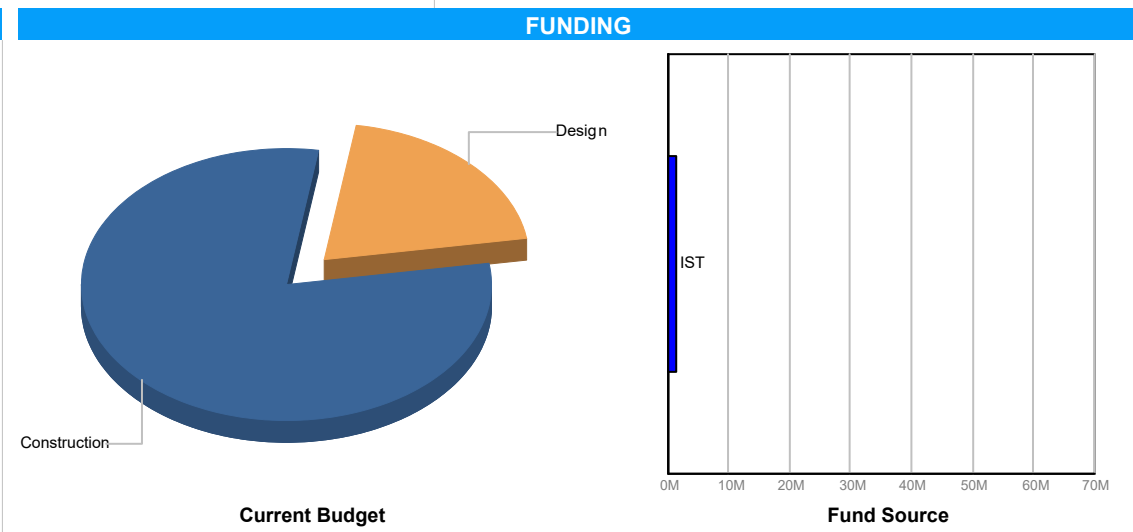
Data Date: 5/21/2026

Report Date: 5/31/2026

DESCRIPTION/TEAM	SCOPE	PHOTO
<p>Project Title: Seminole Colony east (Okeechobee/Military)</p> <p>Project Number: 1694</p> <p>BCC District: 07</p> <p>Delivery Method: Design CCNA</p> <p>Category: D04-Drainage Improvements</p> <p>Status: Design</p> <p>Designer: Masse Consulting Services</p> <p>Contractor: TBD</p> <p>Project Manager: Carlos Bojorge</p>	<p>The project will include drainage improvements along Seminole Colony East (Spafford Avenue, Scott Avenue, Indian Road, and Gardenia Street) just north of Okeechobee Boulevard.</p>	

SCHEDULE SUMMARY		
	Original	Actual
Design Start	4/1/2023	4/1/2023
Design Complete	12/1/2025	
Construction Bid Date	3/1/2026	
Construction Start	7/1/2026	
Construction Complete	7/1/2027	

PARTICIPATION	
Consultant	
SBE	94.6%
Local	100%
Contractor	
SBE	TBD
Local	TBD



FINANCIAL SUMMARY				
	Project Budget	Committed	% Committed	Paid To Date
	A	B	C=B/A	D
Design	\$300,000	\$296,217	98.74%	\$239,688
Construction	\$1,200,000	\$19,256	1.60%	\$19,256
TOTAL	\$1,500,000	\$315,473	21.03%	\$258,943

NOTES

Design is ongoing (70% complete). The project is funded for design (\$300k) in FY22 and for construction (\$1.2m) in FY24.



Monthly Infrastructure Sales Tax Project Report

Large Cap Projects

Data Date: 5/21/2026

Report Date: 5/31/2026

DESCRIPTION/TEAM

SCOPE

PHOTO

Project Title: Seminole Colony west (Okeechobee/Military)
Project Number: 1695
BCC District: 07
Delivery Method: Design CCNA
Category: D04-Drainage Improvements
Status: Construction
Designer: Mock Roos
Contractor: Johnson & Davis
Project Manager: Carlos Bojorge

The project will include drainage improvements along Seminole Colony West just north of Okeechobee Boulevard and east of Military Trail. The improvement anticipates piping an existing ditch from the south termini (starting around Schall Rd. and Gardenia St. - if both were extended) to the outfall into the PBCID-EPB-E 11-S Canal.



SCHEDULE SUMMARY

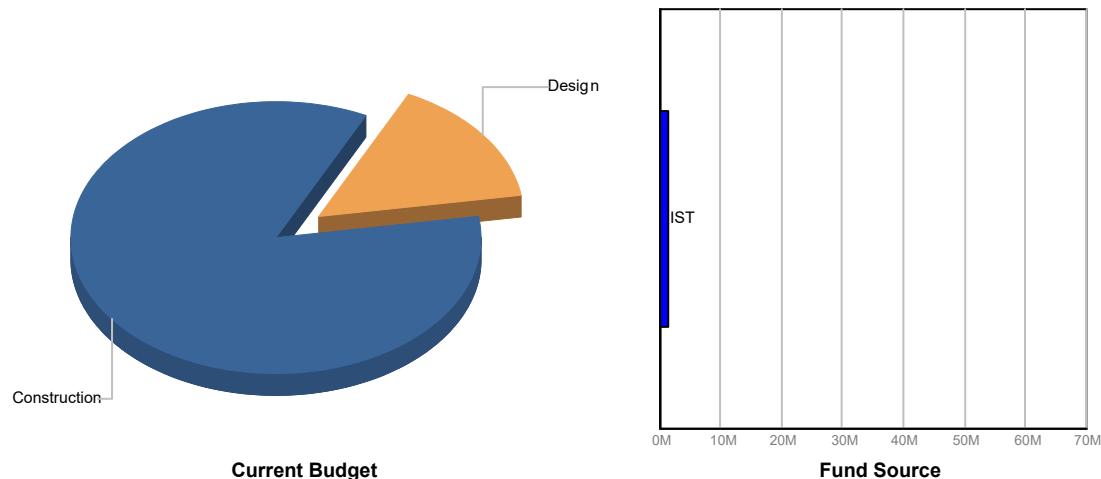
	Original	Actual
Design Start	10/1/2023	9/1/2023
Design Complete	4/1/2025	4/1/2025
Construction Bid Date	8/1/2025	11/18/2025
Construction Start	4/1/2026	
Construction Complete	3/1/2027	

PARTICIPATION

Consultant
 SBE 32%
 Local 100%

Contractor
 SBE 17.2%
 Local 100%

FUNDING



FINANCIAL SUMMARY

	Project Budget	Committed	% Committed	Paid To Date
	A	B	C=B/A	D
Design	\$200,000	\$153,581	76.79%	\$134,597
Construction	\$1,100,000	\$903,838	82.17%	\$20,138
TOTAL	\$1,300,000	\$1,057,419	81.34%	\$154,735

NOTES

Design complete. The project is funded for design (\$200k) in FY22 and for construction (\$1.1m) in FY24. The project was bid on 11/18/25 and awarded to contractor on 5/5/26 (\$884k). Construction is forthcoming (0% complete).



Monthly Infrastructure Sales Tax Project Report

Large Cap Projects

Data Date: 5/21/2026

Report Date: 5/31/2026

DESCRIPTION/TEAM

SCOPE

PHOTO

Project Title: Palmetto Park Rd. from Glades Rd. to Crawford Blvd.
Project Number: 1697
BCC District: Multiple
Delivery Method: Annual Construction Contract
Category: R04-Resurfacing
Status: Construction
Designer: N/A
Contractor: Ranger Construction Industries, Inc.
Project Manager: Thomas Coppini

Resurfacing 10 miles (51.8 lane miles) of Palmetto Park Road from Glades Road to Crawford Boulevard (SW 3rd Ave.)
 FY 2022 IST \$4,800,000.



SCHEDULE SUMMARY

PARTICIPATION

FUNDING

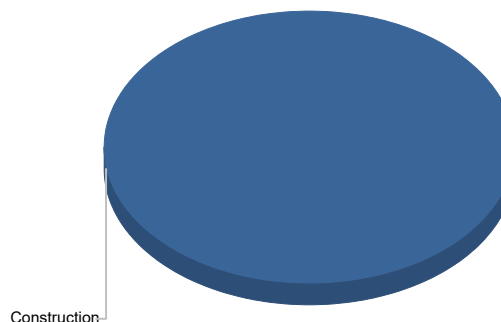
	Original	Actual
Milling and Pavement Complete	12/1/2025	
ADA (Curb/Cut Ramps) Complete	3/1/2026	
Traffic Striping Complete	1/15/2026	
Traffic Loops Complete	6/1/2026	

Consultant

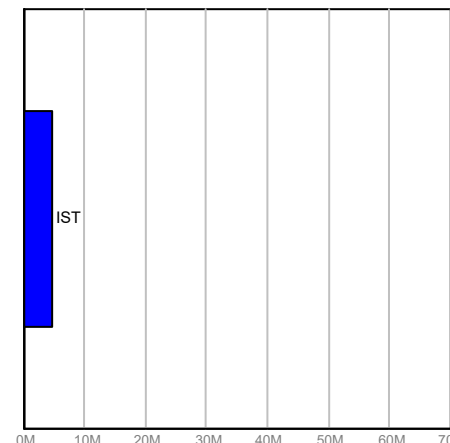
SBE N/A
 Local N/A

Contractor

SBE 15%
 Local 100%



Current Budget



Fund Source

FINANCIAL SUMMARY

NOTES

	Project Budget	Committed	% Committed	Paid To Date
	A	B	C=B/A	D
Construction	\$4,800,000	\$4,785,712	99.70%	\$4,139,239
TOTAL	\$4,800,000	\$4,785,712	99.70%	\$4,139,239

All of the resurfacing (RSF) work west of I-95 is complete. The RSF work east of I-95 (to Crawford) was delayed due to the bridge replacement project at the E-4 (El Rio) Canal.



Monthly Infrastructure Sales Tax Project Report

Large Cap Projects

Data Date: 5/21/2026

Report Date: 5/31/2026

DESCRIPTION/TEAM

SCOPE

PHOTO

Project Title: Lantana Road & Congress Avenue

This project will replace the existing span-wire signal system with a mast arm signal system.

Project Number: 1714
 BCC District: Multiple
 Delivery Method: Design CCNA
 Category: S08-Signals and Signal Systems
 Status: Construction
 Designer: Propel Engineering, Inc.
 Contractor: Gerelco Traffic Controls, Inc.
 Project Manager: May Cheng

FY 2022 IST \$150,000
 FY 2023 IST \$500,000
 FY 2025 IST \$400,000



SCHEDULE SUMMARY

PARTICIPATION

FUNDING

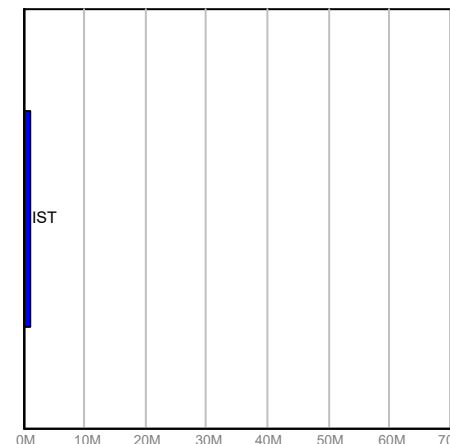
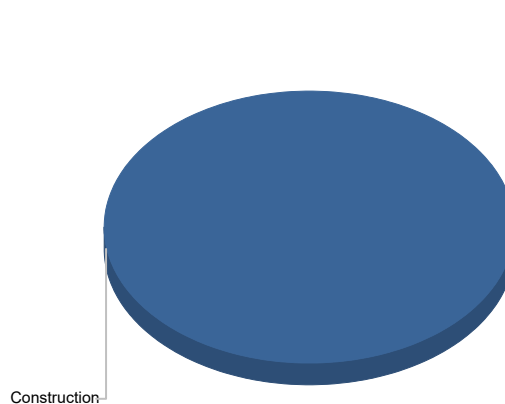
	Original	Actual
Design NTP Issued	12/15/2021	12/15/2021
Design Complete	12/21/2025	11/14/2025
Construction Start	5/14/2026	11/24/2025
Construction Complete	5/14/2027	

Consultant

SBE 77%
 Local 100%

Contractor

SBE 0%
 Local 100%



Current Budget

Fund Source

FINANCIAL SUMMARY

NOTES

	Project Budget	Committed	% Committed	Paid To Date
	A	B	C=B/A	D
Construction	\$1,050,000	\$174,993	16.67%	\$146,537
TOTAL	\$1,050,000	\$174,993	16.67%	\$146,537

Construction is ongoing (0% complete). A Budget Transfer (BT 25-0387) was approved on 3/11/25 that increased the funding by \$400,000.



Monthly Infrastructure Sales Tax Project Report

Large Cap Projects

Data Date: 5/21/2026

Report Date: 5/31/2026

DESCRIPTION/TEAM

Project Title: Lake Lytal Aquatic Center Replace Public Aquatic Facility

Project Number: 17218

BCC District: 03

Delivery Method: Construction Management at Risk

Category: A02-Aquatic Facility Repair and Replacement

Status: Construction

Designer: Harvard Jolly, Inc.

Contractor: Kauffman Lynn

Project Manager: David Polson

SCOPE

The project entails constructing a new multi-phase Aquatic Complex mainly on undeveloped land along Kirk Rd. within Lake Lytal Park. The existing Pool Facility is to be demolished once the new aquatic center is opened to the public. The major components of the new Aquatic Complex will be a 70 Meter competition pool with dive well, a family water play area, 6-lane warm-up pool, flow riders, slides and building amenities such as restrooms, lockers, concession stand.

FY 2017 IST - \$4,000,000
 FY 2018 IST - \$2,000,000
 FY 2023 IST - \$6,152,500
 FY 2024 IST - \$18,393,368
 FY 2025 IST - \$18,941,000

PHOTO



SCHEDULE SUMMARY

	Original	Actual
Project Start	4/19/2018	4/19/2018
Design Start (Master Plan)	7/10/2018	7/10/2018
Design Start (Aquatic Center)	11/20/2018	5/1/2023
Construction Start	7/1/2019	3/25/2024
Substantial Completion	7/1/2020	
Project Completion	9/1/2020	

PARTICIPATION

Consultant

SBE 30%

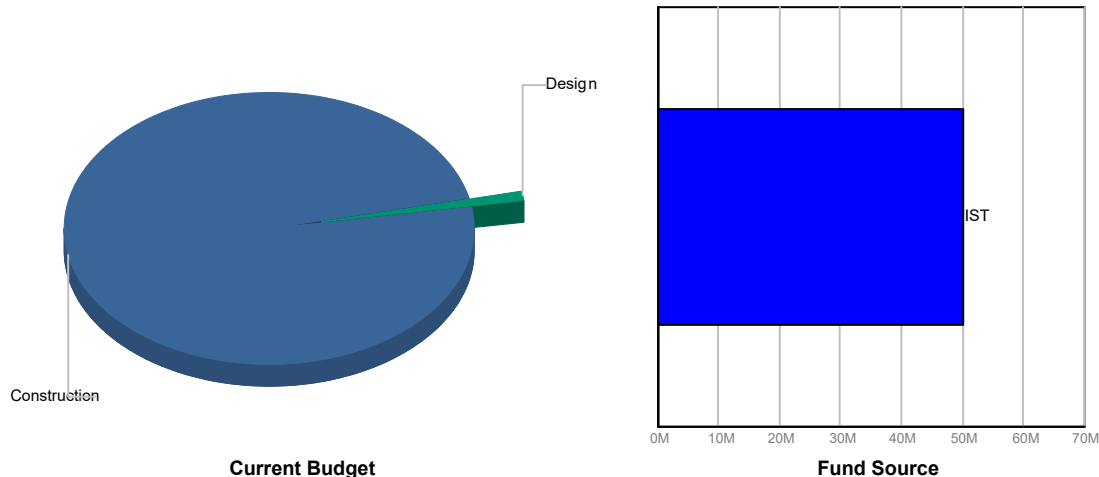
Local 100%

Contractor

SBE 24.66%

Local 100%

FUNDING



FINANCIAL SUMMARY

	Project Budget	Committed	% Committed	Paid To Date
	A	B	C=B/A	D
Design	\$564,766	\$569,893	100.91%	\$455,317
Construction	\$49,479,392	\$43,791,448	88.50%	\$14,386,166
Furniture, Fixtures & Equipment	\$0	\$282	0.00%	\$282
Other	\$0	\$37,316	0.00%	\$37,316
Contingency	\$0	\$341,700	0.00%	\$71,170
TOTAL	\$50,044,157	\$44,740,639	89.40%	\$14,950,252

NOTES

Phase 3 (Vertical Construction) Construction is fully active following permit issuance. Pool passed density tests, started on fabric stone on deep end, and first concrete pour scheduled for 6/ 11/26. Building 2 is scheduled to follow Building 4 construction activities by one week. Building 3 stem wall concrete pour was on 5/26/26 with compaction of building pad, installation of utilities and masonry wall installation underway. Building 4 slab on grade concrete pour conducted 5/29/26 with a masonry wall installation forthcoming. OAC meetings continue biweekly.



Monthly Infrastructure Sales Tax Project Report

Large Cap Projects

Data Date: 5/21/2026

Report Date: 5/31/2026

DESCRIPTION/TEAM

SCOPE

PHOTO

Project Title: East Ocean Ave. (C-812) over Hypoluxo Island Lagoon (934347)
Project Number: 1728
BCC District: 04
Delivery Method: Design CCNA
Category: B04-Bridge Modifications
Status: Design
Designer: Scalar
Contractor: TBD
Project Manager: Kristine Frazelle-Smith

This project will replace an existing bridge that was built over 35 years ago. The project will improve traffic safety (lane widths, bike lanes, sidewalks, etc.) and improve drainage and embankment/slope protection.



SCHEDULE SUMMARY

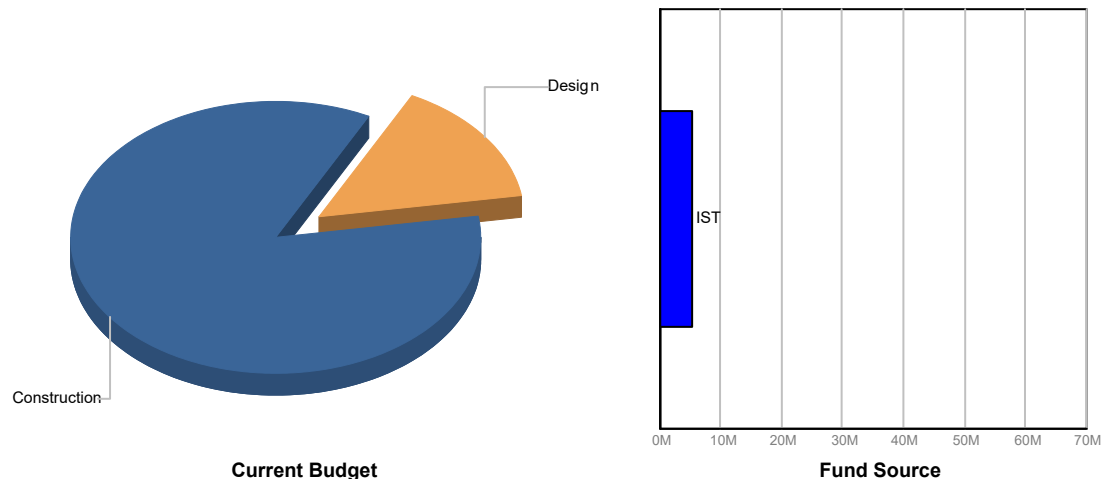
	Original	Actual
Project Start	9/1/2023	9/1/2023
Consultant Procurement Finish	1/23/2024	1/23/2024
Design Start	2/1/2024	2/1/2024
Design Complete	6/1/2026	
Permit Application	4/1/2025	
Permit Issued	6/1/2026	
Construction Start	12/1/2026	
Construction Complete	2/1/2028	

PARTICIPATION

Consultant
 SBE 12.4%
 Local 100%

Contractor
 SBE TBD
 Local TBD

FUNDING



FINANCIAL SUMMARY

	Project Budget	Committed	% Committed	Paid To Date
	A	B	C=B/A	D
Design	\$800,000	\$555	0.07%	\$555
Construction	\$4,582,000	\$671,987	14.67%	\$273,112
TOTAL	\$5,382,000	\$672,543	12.50%	\$273,667

NOTES

The project is funded for design (\$800k) in FY23 and for construction (\$4.582m) in FY26. Design is ongoing (20% complete).



Monthly Infrastructure Sales Tax Project Report

Large Cap Projects

Data Date: 5/21/2026

Report Date: 5/31/2026

DESCRIPTION/TEAM

SCOPE

PHOTO

Project Title: Duda Rd. over SFWMD Lat. 14 Canal (Hillsboro Canal) (934519)
Project Number: 1729
BCC District: 06
Delivery Method: Design CCNA
Category: B08-Bridge Replacements
Status: Design
Designer: R.J. Behar
Contractor: TBD
Project Manager: Carlos Bojorge

This project will replace an existing bridge that was built over 70 years ago. The project will improve traffic safety (lane widths, sidewalks, etc.) and improve embankment/slope protection.



SCHEDULE SUMMARY

	Original	Actual
Project Start	11/1/2022	11/1/2022
Consultant Procurement Finish	4/1/2024	4/1/2024
Design Start	6/11/2024	6/11/2024
Design Complete	12/1/2026	
Permit Application	12/1/2025	
Permit Issued	12/1/2026	
Construction Start	6/1/2027	
Construction Complete	4/1/2029	

PARTICIPATION

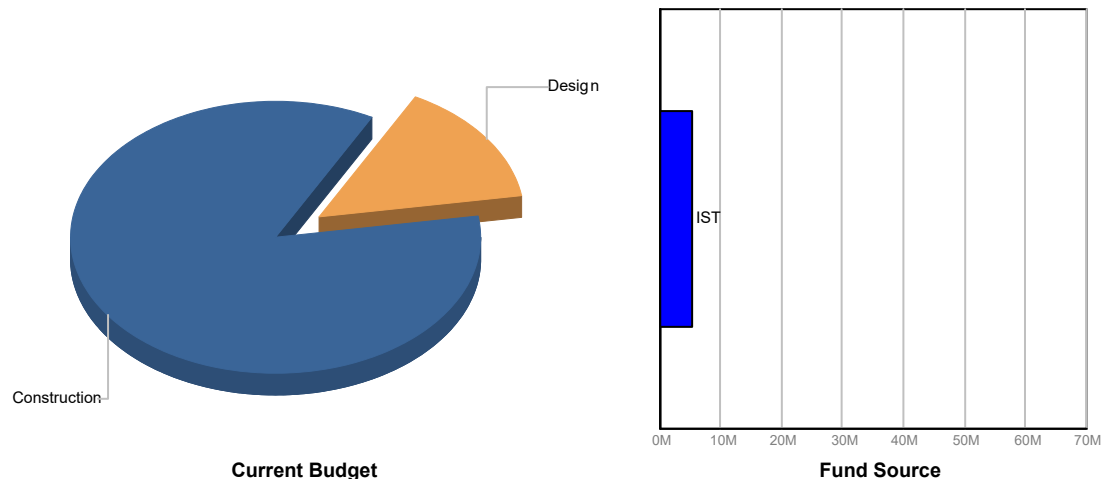
Consultant

SBE 23%
 Local 100%

Contractor

SBE TBD
 Local TBD

FUNDING



FINANCIAL SUMMARY

	Project Budget	Committed	% Committed	Paid To Date
	A	B	C=B/A	D
Design	\$800,000	\$0	0.00%	\$0
Construction	\$4,667,000	\$495,247	10.61%	\$76,391
TOTAL	\$5,467,000	\$495,247	9.06%	\$76,391

NOTES

The project is funded for design (\$800k) in FY23 and for construction (\$4.667m) in FY27. Design is ongoing (15% complete).



Monthly Infrastructure Sales Tax Project Report

Large Cap Projects

Data Date: 5/21/2026

Report Date: 5/31/2026

DESCRIPTION/TEAM

SCOPE

PHOTO

Project Title: Orange Blvd. from Seminole Pratt Whitney to Royal Palm Beach Blvd.
Project Number: 1730
BCC District: 06
Delivery Method: Design CCNA
Category: D04-Drainage Improvements
Status: Design
Designer: K-F Group and Mock Ross
Contractor: TBD
Project Manager: Maroun Azzi

The project has been split up into two projects:

- 1) Orange Blvd. from Coconut to Royal Palm Beach is a 2-lane to 5-lane widening project (design by K-F Group) within the 5-Yr. Road Program (Project #2018506). The project will provide comprehensive drainage improvements.
- 2) Orange Blvd. from Seminole Pratt Whitney to Coconut is currently a drainage Study Project (Project #2023802 NTP 4/9/25) by Mock Roos to determine what drainage improvements are needed.



SCHEDULE SUMMARY

	Original	Actual
Design Start	6/23/2022	6/23/2022
Design Complete	2/1/2028	
Construction Bid Date	6/1/2028	
Construction Start	1/1/2029	
Construction Complete	4/1/2030	

PARTICIPATION

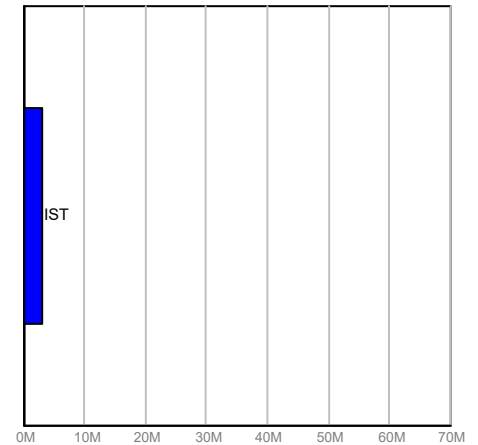
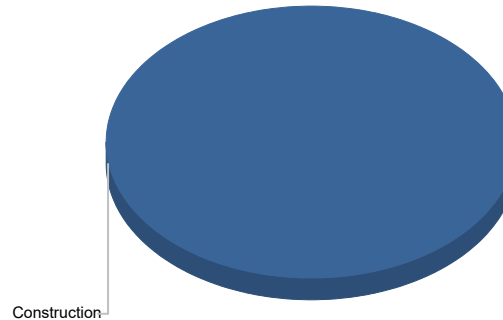
Consultant

SBE 100%
 Local 100%

Contractor

SBE TBD
 Local TBD

FUNDING



Current Budget

Fund Source

FINANCIAL SUMMARY

	Project Budget	Committed	% Committed	Paid To Date
	A	B	C=B/A	D
Construction	\$3,000,000	\$161,126	5.37%	\$147,054
TOTAL	\$3,000,000	\$161,126	5.37%	\$147,054

NOTES

The project is funded for design (\$600k) in FY23 and for construction (\$2.4m) in FY25.

Design for Project #2018506 is 70% complete.

Drainage Study for Project #2023802 is 90% complete.



Monthly Infrastructure Sales Tax Project Report

Large Cap Projects

Data Date: 5/21/2026

Report Date: 5/31/2026

DESCRIPTION/TEAM

SCOPE

PHOTO

Project Title: Lantana Rd. from Hagen Ranch Rd. to I-95
Project Number: 1731
BCC District: Multiple
Delivery Method: Annual Construction Contract
Category: R04-Resurfacing
Status: Design
Designer: Mock, Roos & Associates
Contractor: TBD
Project Manager: Chase Miller

Resurfacing 5.5 miles (33 lane miles) of Lantana Road from Hagen Ranch Road to I-95. The road exhibits deteriorating surface conditions caused by issues with the underground closed drainage system.

FY2022 IST \$3,280,000



SCHEDULE SUMMARY

	Original	Actual
Drainage Repairs Complete	12/1/2026	
Milling and Pavement Complete	6/1/2027	
ADA (Curb/Cut Ramps) Complete	9/1/2027	
Traffic Striping Complete	8/1/2027	
Traffic Loops Complete	12/1/2027	

PARTICIPATION

Consultant

SBE 0%

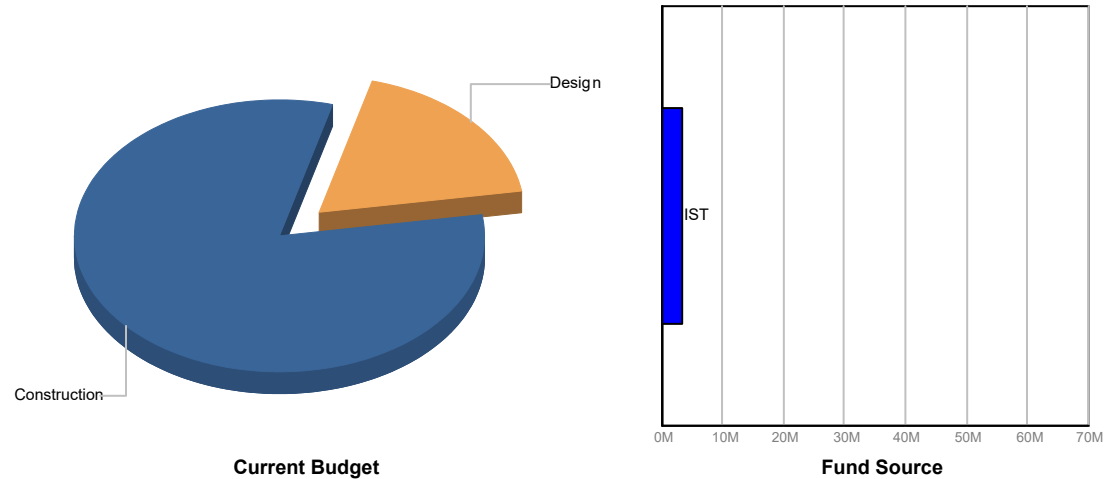
Local 100%

Contractor

SBE 15%

Local 100%

FUNDING



FINANCIAL SUMMARY

	Project Budget	Committed	% Committed	Paid To Date
	A	B	C=B/A	D
Design	\$600,000	\$0	0.00%	\$0
Construction	\$2,680,000	\$6,070	0.23%	\$6,070
TOTAL	\$3,280,000	\$6,070	0.19%	\$6,070

NOTES

Drainage infrastructure study underway to determine scope of drainage repairs. Outstanding work includes drainage repairs, milling and paving, updating ADA ramps, restriping the road, and replacing traffic loops.



Monthly Infrastructure Sales Tax Project Report

Large Cap Projects

Data Date: 5/21/2026

Report Date: 5/31/2026

DESCRIPTION/TEAM

SCOPE

PHOTO

Project Title: Countywide Street Lighting FY23 (frmly Lyons Rd (Lantana to Boynton Bch Blvd))

Project Number: 1760

BCC District: CW

Delivery Method: Florida Power and Light

Category: S14-Street Lighting

Status: Construction

Designer: Florida Power & Light

Contractor: Florida Power & Light

Project Manager: May Cheng

These projects will replace the high pressure sodium street lights with LED lights. Many of the street lights along County roads are owned and maintained by Florida Power and Light (FPL) with the County paying all the operation and maintenance costs (including power). FPL will be responsible for the final design and installation to convert the street lighting to the newer LED technology, and the County will reimburse FPL all applicable conversion costs. The result will provide a cost savings, better quality illumination, and a more desirable environmental light source.



SCHEDULE SUMMARY

PARTICIPATION

FUNDING

	Original	Actual
Gateway/Lawrence to Savannah Lakes		
Gun Club/Kirk to Congress	7/19/2019	7/19/2019
Military/Camino Real to SW 18th		
Lawrence/Gateway to Boynton Beach		
Lake Worth/Wellington City Limits to SR 7		
Lawrence/Hypoluxo to Miner		
Jog/Hypoluxo to Joe de Long		
Hagen Ranch/Boynton Beach to W. Atlan		
Clint Moore/SR 7 to Turpike	10/28/2024	10/28/2024
Hypoluxo/SR 7 to Hagen Ranch		
Okeechobee/SR 7 to Turpike		
Jog/Woolbright to Lake Ida		
Military/Waditika Wy to Okeechobee		

Consultant

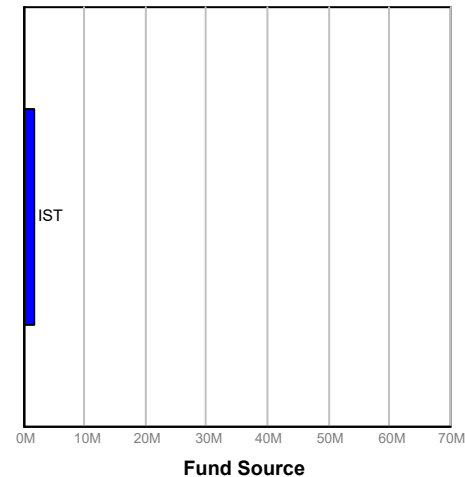
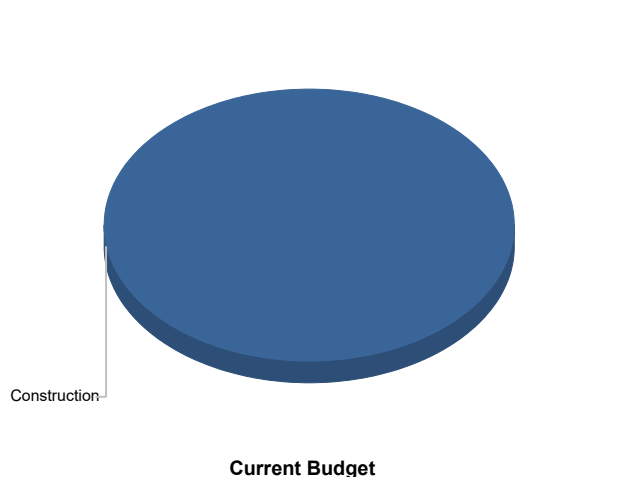
SBE N/A

Local N/A

Contractor

SBE N/A

Local N/A



FINANCIAL SUMMARY

NOTES

	Project Budget	Committed	% Committed	Paid To Date
	A	B	C=B/A	D
Construction	\$1,830,000	\$248,237	13.56%	\$222,990
TOTAL	\$1,830,000	\$248,237	13.56%	\$222,990

There are 15 street lighting projects (road segments) funded (\$1,830,000) for conversion in FY 2023. As of 12/1/25, two projects have been completed.



Monthly Infrastructure Sales Tax Project Report

Large Cap Projects

Data Date: 5/21/2026

Report Date: 5/31/2026

DESCRIPTION/TEAM

SCOPE

PHOTO

Project Title: Congress Ave. from Clint Moore Rd. to Lake Ida Rd.
Project Number: 1779
BCC District: Multiple
Delivery Method: Annual Contract
Category: R04-Resurfacing
Status: Construction
Designer: N/A
Contractor: Ranger
Project Manager: Chase Miller

Resurfacing 4.7 miles (28.2 lane miles) of Congress Avenue from Clint Moore Road to Lake Ida Road.

 IST FY2024 \$3,300,000.00



SCHEDULE SUMMARY

	Original	Actual
Milling and Pavement Complete	12/1/2025	
ADA (Curb/Cut Ramps) Complete	3/1/2026	2/6/2026
Traffic Striping Complete	1/1/2026	
Traffic Loops Complete	9/1/2026	

PARTICIPATION

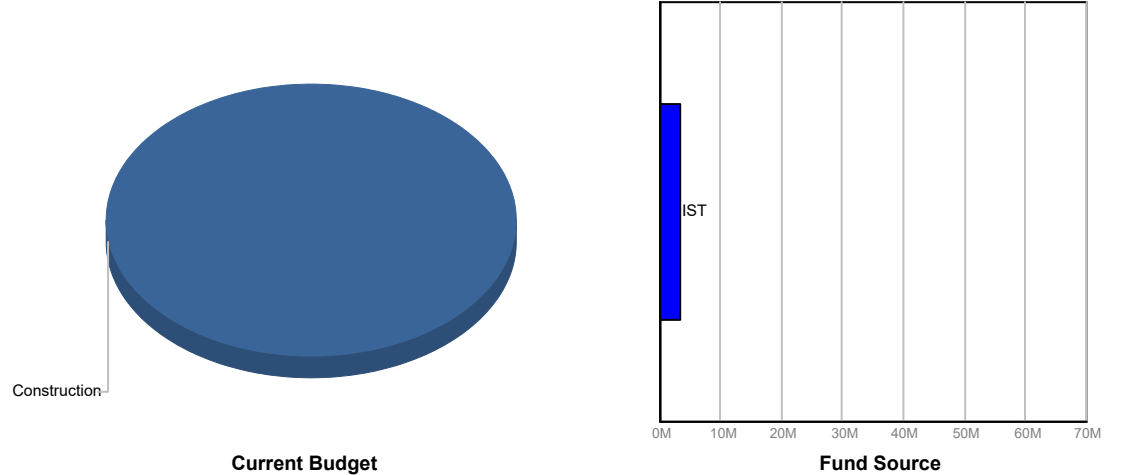
Consultant

SBE N/A
 Local N/A

Contractor

SBE 15%
 Local 100%

FUNDING



FINANCIAL SUMMARY

	Project Budget	Committed	% Committed	Paid To Date
	A	B	C=B/A	D
Construction	\$3,300,000	\$3,155,398	95.62%	\$156,516
TOTAL	\$3,300,000	\$3,155,398	95.62%	\$156,516

NOTES

Outstanding work includes milling and paving, restriping the road, and replacing traffic loops. A work order was issued on 4/8/25 but paving contractor defaulted. A new work order is forthcoming.



Monthly Infrastructure Sales Tax Project Report

Large Cap Projects

Data Date: 5/21/2026

Report Date: 5/31/2026

DESCRIPTION/TEAM

SCOPE

PHOTO

Project Title: S.W. 18th St. from Boca Rio Rd. to Military Trail
Project Number: 1782
BCC District: 04
Delivery Method: Annual Construction Contract
Category: R04-Resurfacing
Status: Construction
Designer: N/A
Contractor: Ranger
Project Manager: Chase Miller

Resurfacing 2.5 miles (10.8 lane miles) of SW 18th Street from Boca Rio Road to Military Trail.
 IST FY2024 \$1,300,000.00



SCHEDULE SUMMARY

PARTICIPATION

FUNDING

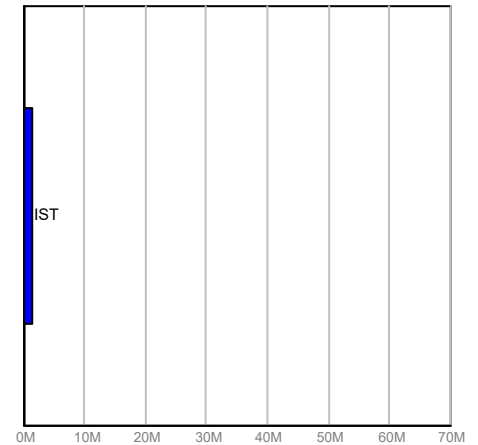
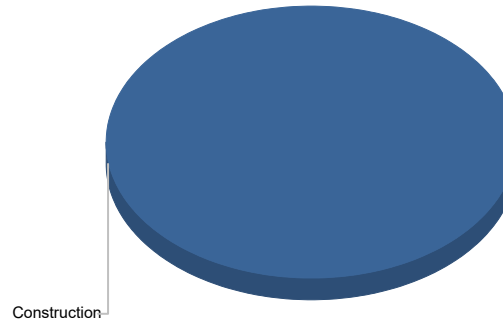
	Original	Actual
Milling and Pavement Complete	10/1/2026	
ADA (Curb/Cut Ramps) Complete	2/1/2027	
Traffic Striping Complete	12/1/2026	
Traffic Loops Complete	4/1/2027	

Consultant

SBE N/A
 Local N/A

Contractor

SBE 15%
 Local 100%



Current Budget

Fund Source

FINANCIAL SUMMARY

NOTES

	Project Budget	Committed	% Committed	Paid To Date
	A	B	C=B/A	D
Construction	\$1,300,000	\$158,527	12.19%	\$55,527
TOTAL	\$1,300,000	\$158,527	12.19%	\$55,527

Outstanding work includes milling and paving, updating ADA ramps, restriping the road, and replacing traffic loops.




Monthly Infrastructure Sales Tax Project Report

Large Cap Projects

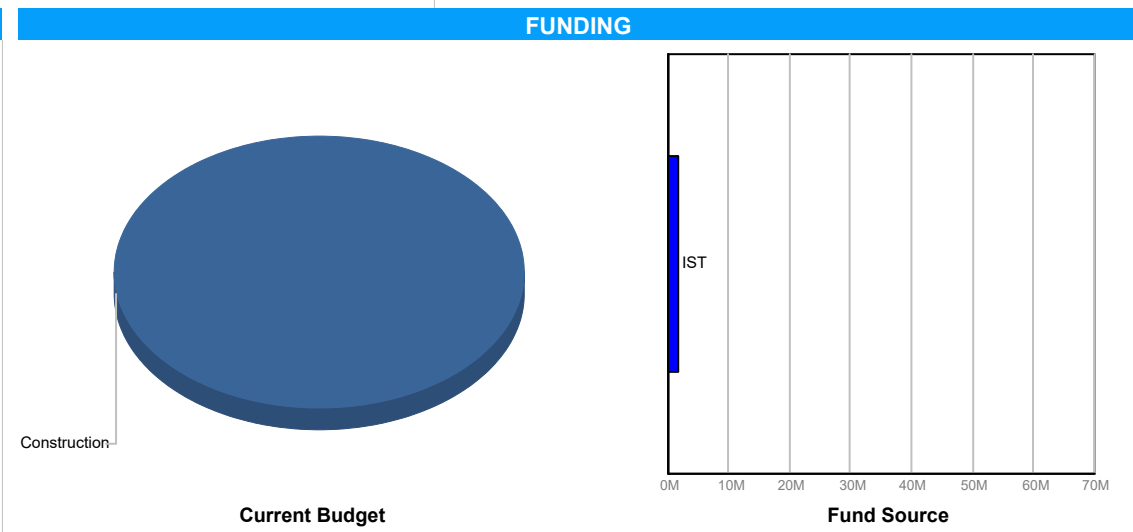
Data Date: 5/21/2026

Report Date: 5/31/2026

DESCRIPTION/TEAM	SCOPE	PHOTO
<p>Project Title: Lake Ida Rd. from Hagen Ranch Rd. to Congress Ave.</p> <p>Project Number: 1813</p> <p>BCC District: Multiple</p> <p>Delivery Method: Annual Construction Contract</p> <p>Category: R04-Resurfacing</p> <p>Status: Construction</p> <p>Designer: N/A</p> <p>Contractor: M&M Asphalt Maintenance</p> <p>Project Manager: Chase Miller</p>	<p>Resurfacing 4.5 miles (14.4 lane miles) of Lake Ida Road from Hagan Ranch Road to Congress Avenue.</p>	

SCHEDULE SUMMARY		
	Original	Actual
Milling and Pavement Complete	8/1/2026	
ADA (Curb/Cut Ramps) Complete	10/1/2026	
Traffic Striping Complete	10/1/2026	
Traffic Loops Complete	1/1/2027	

PARTICIPATION	
Consultant	
SBE	N/A
Local	N/A
Contractor	
SBE	10%
Local	100%



FINANCIAL SUMMARY				
	Project Budget	Committed	% Committed	Paid To Date
	A	B	C=B/A	D
Construction	\$1,850,000	\$1,563,651	84.52%	\$248,057
TOTAL	\$1,850,000	\$1,563,651	84.52%	\$248,057

NOTES

Outstanding work includes milling and paving, updating ADA ramps, restriping the road, and replacing traffic loops.



Monthly Infrastructure Sales Tax Project Report

Large Cap Projects

Data Date: 5/21/2026

Report Date: 5/31/2026

DESCRIPTION/TEAM

SCOPE

PHOTO

Project Title: Old Dixie Hwy. from South County Line to Spanish River Blvd.
Project Number: 1814
BCC District: 04
Delivery Method: Annual Construction Contract
Category: R04-Resurfacing
Status: Construction
Designer: N/A
Contractor: M&M Asphalt Maintenance
Project Manager: Chase Miller

Resurfacing 4.6 miles (18.4 lane miles) of Old Dixie Hwy. from S. County line to Spanish River.



SCHEDULE SUMMARY

PARTICIPATION

FUNDING

	Original	Actual
Milling and Pavement Complete	12/1/2026	
ADA (Curb/Cut Ramps) Complete	10/1/2026	
Traffic Striping Complete	2/1/2027	
Traffic Loops Complete	6/1/2027	

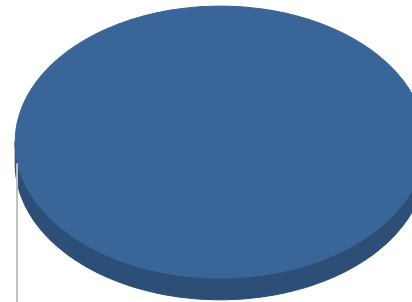
Consultant

SBE N/A
 Local N/A

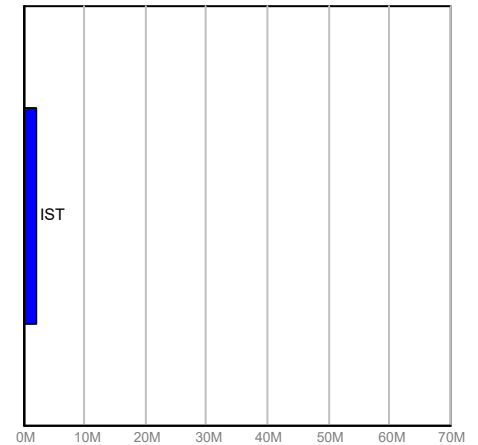
Contractor

SBE 10%
 Local 100%

Construction



Current Budget



Fund Source

FINANCIAL SUMMARY

NOTES

	Project Budget	Committed	% Committed	Paid To Date
	A	B	C=B/A	D
Construction	\$2,170,000	\$53,762	2.48%	\$53,762
TOTAL	\$2,170,000	\$53,762	2.48%	\$53,762

Outstanding work includes milling and paving, updating ADA ramps, restriping the road, and replacing traffic loops.



Monthly Infrastructure Sales Tax Project Report

Large Cap Projects

Data Date: 5/21/2026

Report Date: 5/31/2026

DESCRIPTION/TEAM

SCOPE

PHOTO

Project Title: Corkscrew Blvd. from County line to U.S. 27
Project Number: 1815
BCC District: 06
Delivery Method: Annual Construction Contract
Category: R04-Resurfacing
Status: Close Out
Designer: N/A
Contractor: M&M Asphalt Maintenance
Project Manager: Trace Doyle

Resurfacing 7 miles (14 lane miles) of Corkscrew Boulevard from County line to US 27.



SCHEDULE SUMMARY

	Original	Actual
Milling and Pavement Complete	9/1/2025	3/24/2026
Traffic Striping Complete	10/1/2025	5/12/2026

PARTICIPATION

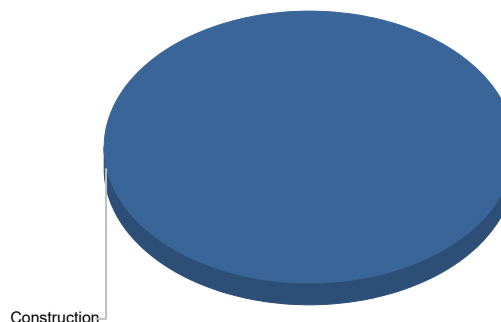
Consultant

SBE N/A
 Local N/A

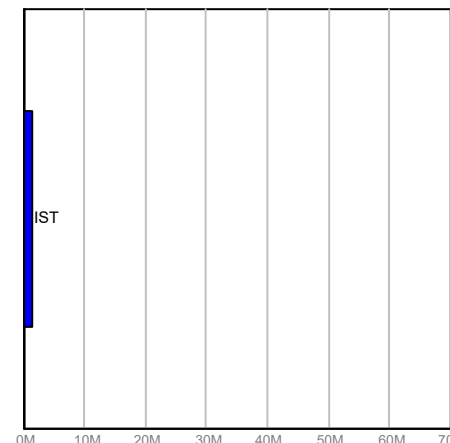
Contractor

SBE 10%
 Local 100%

FUNDING



Current Budget



Fund Source

FINANCIAL SUMMARY

	Project Budget	Committed	% Committed	Paid To Date
	A	B	C=B/A	D
Construction	\$1,400,000	\$1,203,431	85.96%	\$1,203,431
TOTAL	\$1,400,000	\$1,203,431	85.96%	\$1,203,431

NOTES

Work is complete. A Type 1 transfer to sweep the remaining balance of the project to reserves is forthcoming.



Monthly Infrastructure Sales Tax Project Report

Large Cap Projects

Data Date: 5/21/2026

Report Date: 5/31/2026

DESCRIPTION/TEAM

SCOPE

PHOTO

Project Title: El Clair Ranch Rd. from Atlantic Ave. to Boynton Beach Blvd.

Resurfacing 5.2 miles (10.4 lane miles) of El Clair Ranch Road from Atlantic Avenue to Boynton Beach Boulevard.

Project Number: 1816
 BCC District: 05
 Delivery Method: Annual Construction Contract
 Category: R04-Resurfacing
 Status: Construction
 Designer: N/A
 Contractor: M&M Asphalt Maintenance
 Project Manager: Chase Miller



SCHEDULE SUMMARY

PARTICIPATION

FUNDING

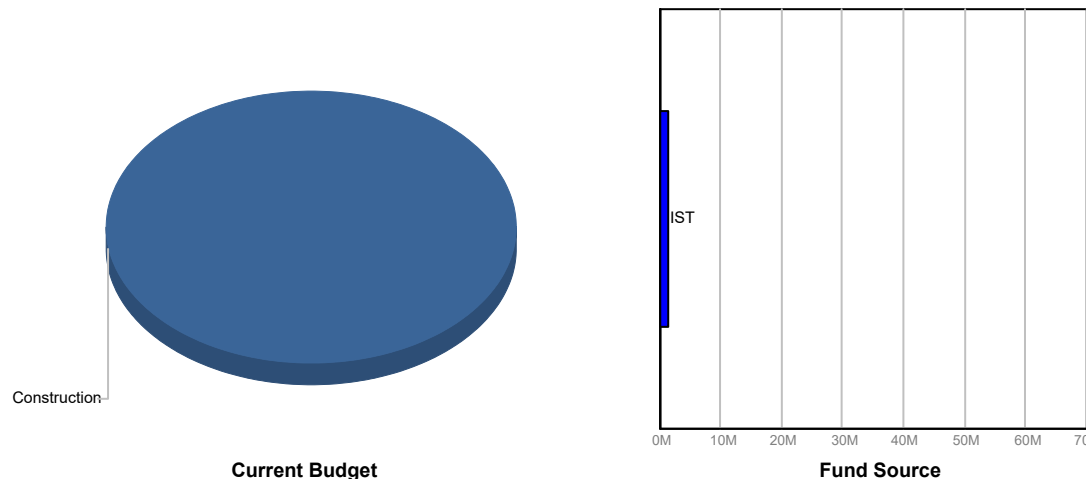
	Original	Actual
Milling and Pavement Complete	12/1/2026	
ADA (Curb/Cut Ramps) Complete	10/1/2026	
Traffic Striping Complete	2/1/2027	
Traffic Loops Complete	5/1/2027	

Consultant

SBE N/A
 Local N/A

Contractor

SBE 10%
 Local 100%



FINANCIAL SUMMARY

NOTES

	Project Budget	Committed	% Committed	Paid To Date
	A	B	C=B/A	D
Construction	\$1,360,000	\$1,290,765	94.91%	\$90,765
TOTAL	\$1,360,000	\$1,290,765	94.91%	\$90,765

Outstanding work includes milling and paving, updating ADA ramps, restriping the road, and replacing traffic loops.



Monthly Infrastructure Sales Tax Project Report

Large Cap Projects

Data Date: 5/21/2026

Report Date: 5/31/2026

DESCRIPTION/TEAM

SCOPE

PHOTO

Project Title: Judge Winnikoff Rd. from State Rd. 7 to Glades Rd.
Project Number: 1820
BCC District: 05
Delivery Method: Annual Construction Contract
Category: R04-Resurfacing
Status: Construction
Designer: N/A
Contractor: M&M Asphalt Maintenance
Project Manager: Chase Miller

Resurfacing 3.9 miles (10.0 lane miles) of Judge Winnikoff Road from Glades Road to SR 7.



SCHEDULE SUMMARY

PARTICIPATION

FUNDING

	Original	Actual
Milling and Pavement Complete	9/1/2026	
ADA (Curb/Cut Ramps) Complete	12/1/2026	
Traffic Striping Complete	11/1/2026	
Traffic Loops Complete	2/1/2027	

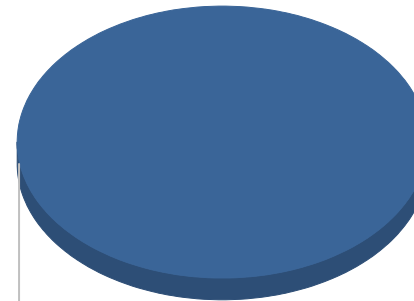
Consultant

SBE N/A
 Local N/A

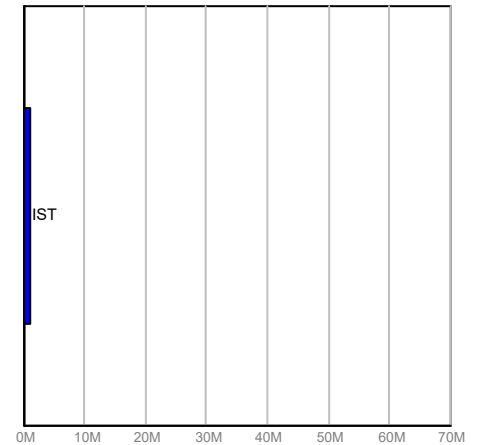
Contractor

SBE 10%
 Local 100%

Construction



Current Budget



Fund Source

FINANCIAL SUMMARY

NOTES

	Project Budget	Committed	% Committed	Paid To Date
	A	B	C=B/A	D
Construction	\$1,030,000	\$1,023,758	99.39%	\$63,758
TOTAL	\$1,030,000	\$1,023,758	99.39%	\$63,758

Outstanding work includes milling and paving, updating ADA ramps, restriping the road, and replacing traffic loops.



Monthly Infrastructure Sales Tax Project Report

Large Cap Projects

Data Date: 5/21/2026

Report Date: 5/31/2026

DESCRIPTION/TEAM

SCOPE

PHOTO

Project Title: Courthouse Buildout and Renovations

Project Number: B592
 BCC District: CW
 Delivery Method: CMAR
 Category: J02-Judicial
 Status: Permitting
 Designer: Leo A. Daly
 Contractor: The Weitz Company LLC
 Project Manager: Rich Avery

Improvement of approximately 100,000 square feet of unfinished interior space upon floors one, seven and eight of the Judge Daniel T.K. Hurley Courthouse in downtown West Palm Beach , as well as other incidental interior improvements. All improvements will implement the Palm Beach County Judicial Facilities Master Plan Update.
 IST funding consists of:
 \$8,000,000 in FY 2022,
 \$24,500,000 in FY 2023
 \$35,136,943 in FY 2024,
 \$3,000,000 Impact Fees
 Total of \$70,636,943.



SCHEDULE SUMMARY

	Original	Actual
Design Contract Issued	6/7/2022	6/7/2022
Design Commencement	6/17/2022	6/17/2022
Design Completion 1st, 7th, & 8th floors	5/18/2023	1/29/2026
Permitting	1/29/2026	

PARTICIPATION

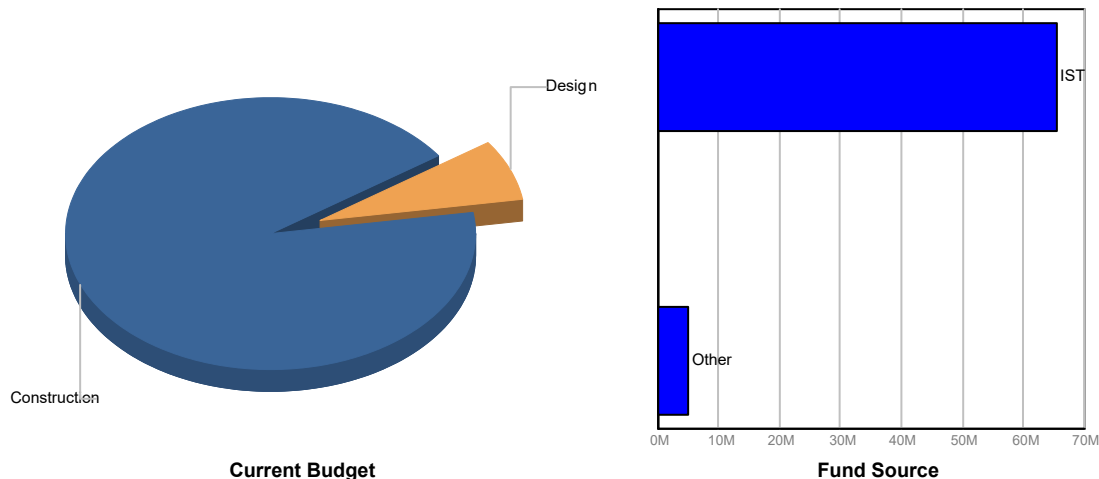
Consultant

SBE 25%
 Local 100%

Contractor

SBE TBD
 Local TBD

FUNDING



FINANCIAL SUMMARY

	Project Budget	Committed	% Committed	Paid To Date
	A	B	C=B/A	D
Design	\$5,026,992	\$2,231,697	44.39%	\$439,371
Construction	\$65,609,951	\$3,609,913	5.50%	\$3,373,726
TOTAL	\$70,636,943	\$5,841,610	8.27%	\$3,813,097

NOTES

City of West Palm Beach Building Department comments have been addressed by the AE and CM , and responses have been submitted back to the City. The CM is preparing to submit the GMP, tentatively in late June.



Monthly Infrastructure Sales Tax Project Report

Large Cap Projects

Data Date: 5/21/2026

Report Date: 5/31/2026

DESCRIPTION/TEAM

SCOPE

PHOTO

Project Title: Lake Worth West Substation

Project Number: B607
 BCC District: Multiple
 Delivery Method: Construction Manager at Risk
 Category: S06-Sheriff - FDO
 Status: Close Out
 Designer: Ohlson Lavoie Collaborative
 Contractor: D Stephenson
 Project Manager: Sunil Jagoo

Provide dedicated office(s) within the HRC2 building (project-19220) for PBSO field personnel's use. Additional interior improvements include a multipurpose room for PBSO training purposes and HRC/community programming, as well as restrooms, circulation area, and other incidental improvements.

FY 2019 IST \$1,213,460



SCHEDULE SUMMARY

PARTICIPATION

FUNDING

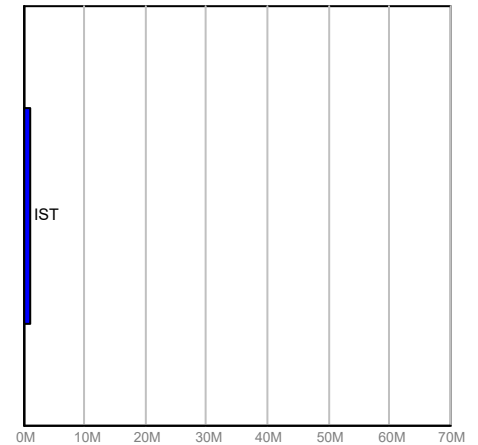
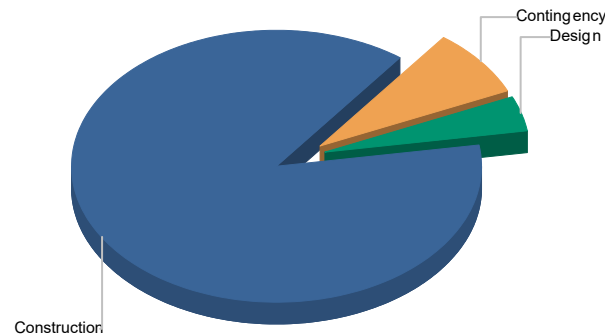
Original	Actual
Please Refer to Central County Resource	

Consultant

SBE TBD
 Local TBD

Contractor

SBE TBD
 Local TBD



Current Budget

Fund Source

FINANCIAL SUMMARY

NOTES

	Project Budget	Committed	% Committed	Paid To Date
	A	B	C=B/A	D
Design	\$50,000	\$2,227	4.45%	\$2,227
Construction	\$1,063,460	\$1,085,373	102.06%	\$1,085,374
Contingency	\$100,000	\$0	0.00%	\$0
TOTAL	\$1,213,460	\$1,087,601	89.63%	\$1,087,601

Please refer to the Central County Resource Center report for current status and material project updates.



Monthly Infrastructure Sales Tax Project Report

Large Cap Projects

Data Date: 5/21/2026

Report Date: 5/31/2026

DESCRIPTION/TEAM

Project Title: PBSO District 1 Substation and Marine Unit
Project Number: B665
BCC District: 02
Delivery Method: CMAR
Category: S06-Sheriff - FDO
Status: Close Out
Designer: Song & Associates
Contractor: Kaufman Lynn
Project Manager: Henry Madriz

SCOPE

Construction of an approximately 28,000 square foot facility and site improvements to accommodate the relocation of PBSO District 1 from PBSO Headquarters as well as the relocation of the PBSO Marine Unit from the County's Cherry Road Complex property. The subject site is approximately 5.75 acres and located on the west side of Jog Road approximately 1,000 feet south of Belvedere Road.
 Funding Sources: IST\$1,000,000,Ad-valorem \$2,076,000, and Impact Fees \$ 22,516,895

PHOTO



SCHEDULE SUMMARY

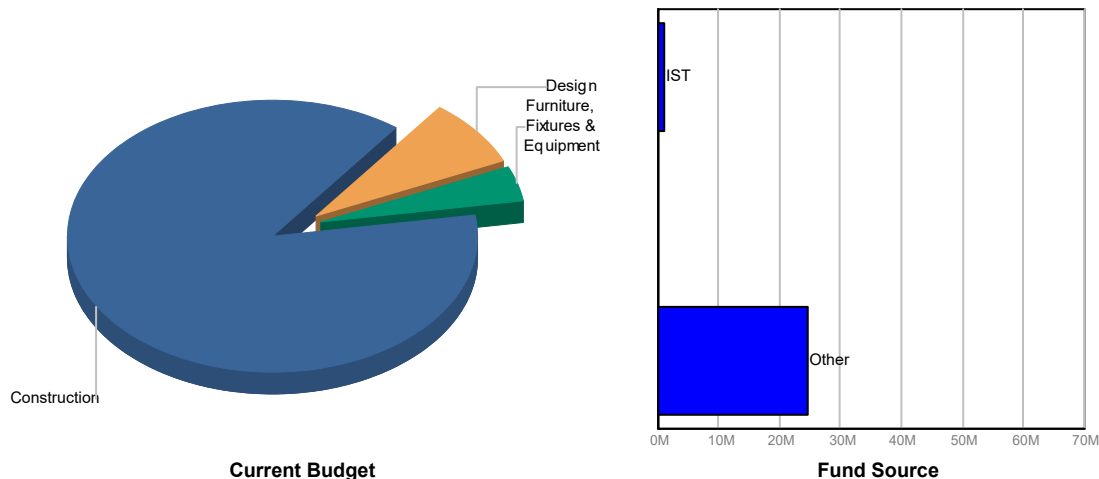
	Original	Actual
Submit DRO Application	8/3/2020	8/3/2020
Submit for Permits	3/18/2022	5/6/2022
Construction Complete	10/31/2023	6/16/2025
PBSO Turn Over	3/21/2025	9/18/2025
Project Completion	3/2/2026	

PARTICIPATION

Consultant
 SBE 77.4%
 Local 100%

Contractor
 SBE 27.06%
 Local 100%

FUNDING



FINANCIAL SUMMARY

	Project Budget	Committed	% Committed	Paid To Date
	A	B	C=B/A	D
Design	\$2,076,000	\$840,021	40.46%	\$840,021
Construction	\$22,440,895	\$21,894,799	97.57%	\$17,015,700
Furniture, Fixtures & Equipment	\$1,076,000	\$854,251	79.39%	\$854,251
TOTAL	\$25,592,895	\$23,589,071	92.17%	\$18,709,971

NOTES

The release of retainage is being reviewed for approval, after which reconciliation and the final payment Pay App will proceed.



Monthly Infrastructure Sales Tax Project Report

Large Cap Projects

Data Date: 5/21/2026

Report Date: 5/31/2026

DESCRIPTION/TEAM

SCOPE

PHOTO

Project Title: Gramercy Park Expansion (aka Mack Bernard Park)
Project Number: P945
BCC District: 07
Delivery Method: Annual Contract
Category: E02-Existing Park Redevelopment or Expansion
Status: Close Out
Designer: Colome' & Associates, Inc.
Contractor: Hatcher Construction & Development
Project Manager: David Polson

Gramercy: Construction of a +/- 11,000 sq. ft. neighborhood center and passive park for underserved Countywide Community Revitalization Team (CCRT) areas.

FY 2024 IST: \$4,000,000
 Other funding \$44,956 is captured in another report, T004.



SCHEDULE SUMMARY

	Original	Actual
Construction NTP Issued	1/30/2024	1/30/2024
Construction Commencement	2/5/2024	2/5/2024
Permits Issued	1/24/2024	1/24/2024
Ground Breaking Ceremony	3/14/2024	3/14/2024
Substantial Completion	6/13/2025	10/3/2025
Final Completion		
Closeout		
Project Completion	3/3/2025	

PARTICIPATION

Consultant

SBE 88.63%

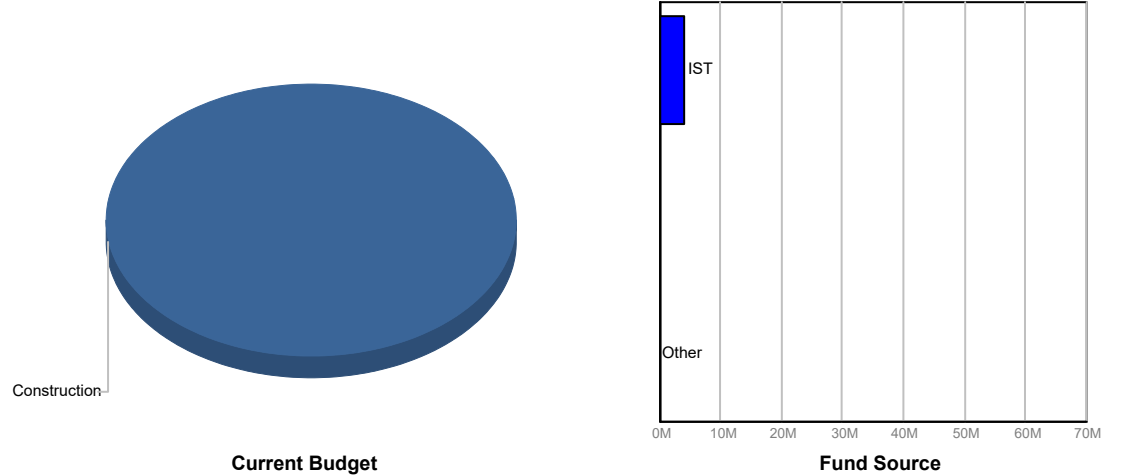
Local 100%

Contractor

SBE N/A

Local N/A

FUNDING



FINANCIAL SUMMARY

	Project Budget	Committed	% Committed	Paid To Date
	A	B	C=B/A	D
Design	\$0	\$0	0.00%	\$0
Construction	\$4,069,710	\$3,094,357	76.03%	\$2,657,071
TOTAL	\$4,069,710	\$3,094,357	76.03%	\$2,657,071

NOTES

The Ribbon Cutting Ceremony on September 10, 2025, marked a major milestone. Since then, OAC meetings have concluded. A TCO and substantial completion were obtained on October 3, 2025, and the CM is now working through punch list items. A Certificate of Occupancy was obtained on 12/16/25. Risk Management procured and installed two EADs, and Faith's Place has already occupied the building, which is now fully operational. Consultants walked the punchlist and the CM completed deficient items on the punchlist. Final completion is anticipated by mid June 2026. Change orders are still in process for approval.



Monthly Infrastructure Sales Tax Project Report

Large Cap Projects

Data Date: 5/21/2026

Report Date: 5/31/2026

DESCRIPTION/TEAM

SCOPE

PHOTO

Project Title: Housing Units for Homeless, Extremely Low Income, & Low Income
Project Number: Q001
BCC District: CW
Delivery Method: TBD
Category: H02-Housing
Status: Varies
Designer: Varies
Contractor: Varies
Project Manager: Varies

This project involves the delivery of housing units for use as temporary or longer term affordable housing for homeless and special populations.

 This Project is funded in:
 FY 2017 - FY 2026 for \$2,550,000 each year for a total of \$25,500,000.



SCHEDULE SUMMARY

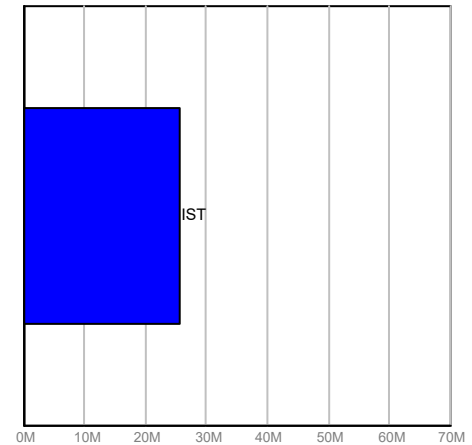
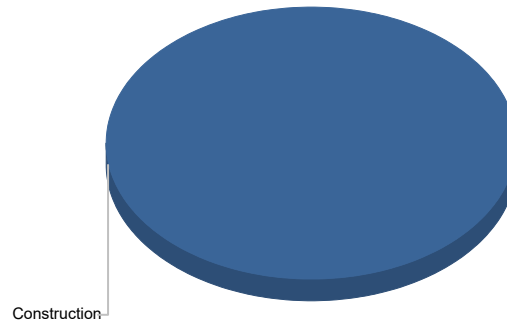
PARTICIPATION

FUNDING

	Original	Actual
Project Start	9/1/2017	9/1/2017
Project Completion TBD		

Consultant
 SBE VARIES
 Local VARIES

Contractor
 SBE VARIES
 Local VARIES



Current Budget

Fund Source

FINANCIAL SUMMARY

NOTES

	Project Budget	Committed	% Committed	Paid To Date
	A	B	C=B/A	D
Design	\$0	\$15,392	0.00%	\$15,392
Construction	\$25,500,000	\$9,225,805	36.18%	\$6,635,935
Furniture, Fixtures & Equipment	\$0	\$0	0.00%	\$0
Other	\$0	\$51,039	0.00%	\$50,674
Contingency	\$0	\$0	0.00%	\$0
TOTAL	\$25,500,000	\$9,292,237	36.44%	\$6,702,001

This project supports multiple initiatives over a 10-year period, focusing on housing and shelter improvements. The Cottage Homes pilot project by the WPB Housing Authority received \$6.07 million, with its ribbon-cutting held on October 30, 2024. A \$154,294.63 balance upon construction completion remains available for R/R per the Agreement. The BCC allocated \$1 million for a non-congregate shelter in Pahokee, with \$621,000 expended since September 15, 2020. A \$2.5 million investment was approved on November 1, 2022, to enhance 534 Belle Glade housing units, with ongoing work. Additionally, \$13 million was committed on March 18, 2025, for acquiring a 114-room senior housing hotel, but complications prevented closing and the Agreement was terminated on 11/4/25 per BCC direction.



Monthly Infrastructure Sales Tax Project Report

Large Cap Projects

Data Date: 5/21/2026

Report Date: 5/31/2026

DESCRIPTION/TEAM

SCOPE

PHOTO

Project Title: Countywide ADA Renovations

Project Number: Q002
 BCC District: CW
 Delivery Method: Annual Contract
 Category: G02-General Government Facilities
 Status: Varies
 Designer: Varies
 Contractor: Varies
 Project Manager: Varies

Renovate multiple public facility restrooms to meet ADA requirements. The following locations are planned for renovation:
 Delray Health Clinic ADA Restrooms @ \$250K FY2017
 Lantana Health Clinic ADA Restrooms @ \$275K FY2022
 Lantana Health Clinic ADA Service Counter @ \$16K FY2022
 Jupiter Health Clinic ADA Restrooms @ \$64K FY2022
 West County Administration Building (aka Glades Office Building) ADA Improvements @ \$245K FY2022 and \$450K FY2023
 Glades Community Health Center ADA Restrooms @ \$100K FY2025
 This Project is funded in:
 FY 2017 \$250,000 FY 2024 \$1,009,758
 FY 2022 \$600,000 FY 2025 \$539,000



SCHEDULE SUMMARY

PARTICIPATION

FUNDING

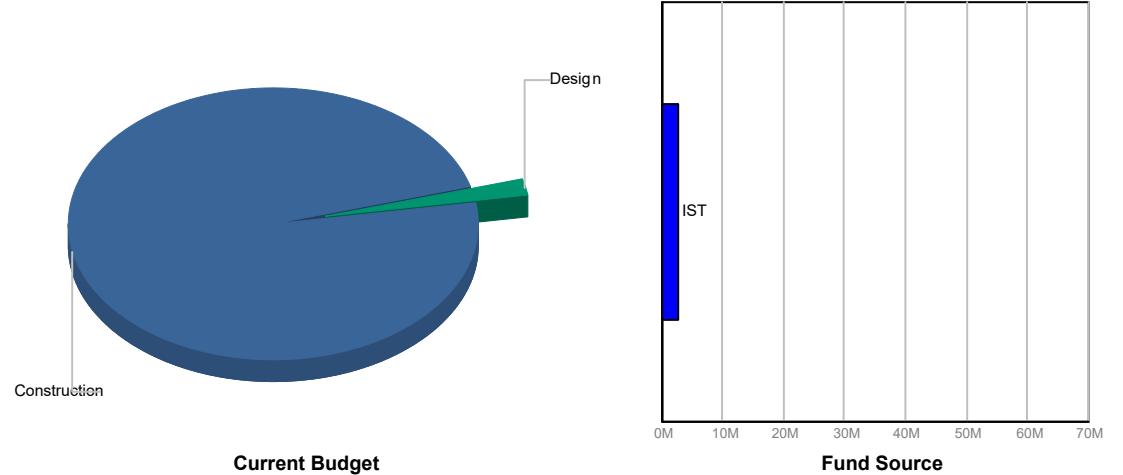
	Original	Actual
Delray Health Start	7/27/2017	7/27/2017
Delray Health Finish	12/21/2018	10/24/2022
Lantana Health Start	7/7/2017	7/7/2017
Lantana Health Finish	4/8/2018	3/18/2024
Lantana Health (Counters) Start	11/24/2020	11/24/2020
Lantana Health (Counters) Finish	10/1/2024	10/1/2024
Jupiter Health Start	12/22/2020	12/22/2020
Jupiter Health Finish	11/1/2024	11/1/2024
West County Admin Start	6/22/2022	6/1/2023
West County Admin Finish		
Glades Community Health Center Start	7/21/2025	7/21/2025
Glades Community Health Center Finish		

Consultant

SBE Varies
 Local Varies

Contractor

SBE Varies
 Local Varies



Current Budget

Fund Source

FINANCIAL SUMMARY

NOTES

	Project Budget	Committed	% Committed	Paid To Date
	A	B	C=B/A	D
Design	\$52,353	\$322,163	615.37%	\$278,560
Construction	\$2,742,235	\$773,897	28.22%	\$754,332
Furniture, Fixtures & Equipment	\$0	\$0	0.00%	\$0
Other	\$0	\$88,054	0.00%	\$88,054
Contingency	\$0	\$0	0.00%	\$0
TOTAL	\$2,794,588	\$1,184,113	42.37%	\$1,120,946

Delray Health: Closed. Lantana Health: Project completed and closed. Jupiter Health: Facility in use by Health Department. Project is closed. West County Administration Building: Saltz Michelson is working on 90% CD, and D. Stephenson has been asked to provide a pre construction task order proposal. Glades Community Health Center: Colome & Associates is working on 95% CD.



Monthly Infrastructure Sales Tax Project Report

Large Cap Projects

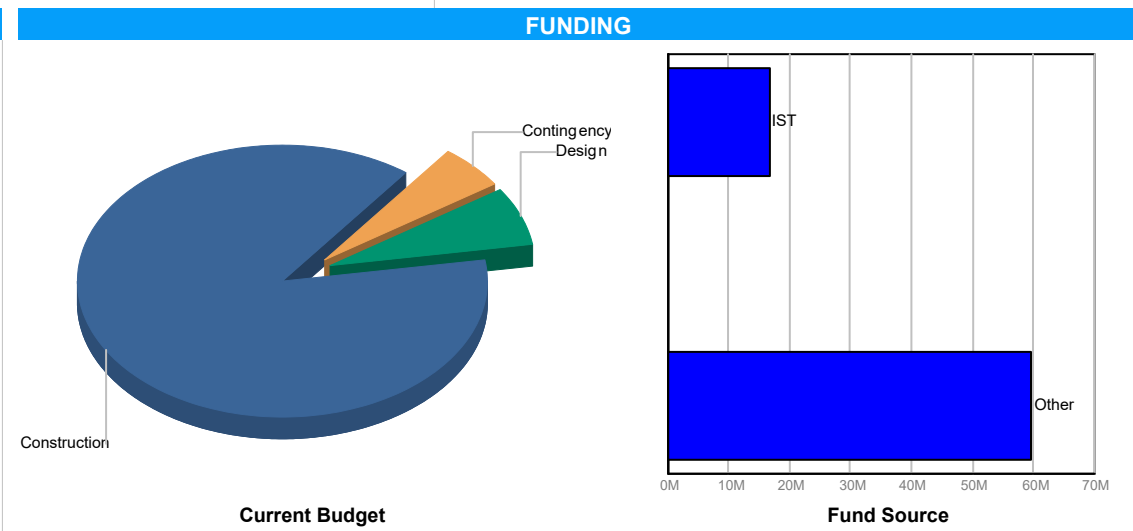
Data Date: 5/21/2026

Report Date: 5/31/2026

DESCRIPTION/TEAM	SCOPE	PHOTO
<p>Project Title: Animal Care & Control</p> <p>Project Number: Q008 BCC District: 02 Delivery Method: Construction Manager at Risk Category: G02-General Government Facilities Status: Construction Designer: PGAL Contractor: Wharton-Smith Project Manager: Rich Avery</p>	<p>The Animal Care & Control Renovation & Expansion project for the Belvedere Rd. campus includes: renovations to existing buildings for improved functionality; possible replacement of non-air conditioned kennel buildings with air-conditioned kennel buildings pending evaluation, pricing and approval; and the creation of new spaces necessary to facilitate current and future projected operational needs. The cost of the project includes cost-estimating services necessary in order to validate the project scope, which was derived jointly by FDO & the ACC Division via a needs assessment and programming document, as well as interim arrangements to sustain continuous operations during construction. Funding: FY 2019 IST now only \$6,000,000 and FY 2020 IST \$7,000,000. The balance is funded by a bond (+/- \$60M).</p>	

SCHEDULE SUMMARY		
	Original	Actual
PROGRAMMING	10/1/2018	10/1/2018
Commence Design Comparative Study	7/24/2019	7/24/2019
Design Start	2/3/2020	12/2/2020
Construction Start	12/1/2020	2/2/2026
Substantial Completion	7/3/2023	

PARTICIPATION	
Consultant	
SBE	20%
Local	100%
Contractor	
SBE	13.04%
Local	13.04%



FINANCIAL SUMMARY				
	Project Budget	Committed	% Committed	Paid To Date
	A	B	C=B/A	D
Design	\$5,379,997	\$3,842,208	71.42%	\$2,346,028
Construction	\$67,110,979	\$4,354,972	6.49%	\$1,506,629
Contingency	\$3,849,004	\$305,464	7.94%	\$258,558
TOTAL	\$76,339,980	\$8,502,644	11.14%	\$4,111,215

NOTES

The temporary crane road path has been completed to the back area. The new water and gas lines have been surveyed. Storm sewer structures 2, 3, and 4 have been installed, and corrugated pipe installation between the structures is now underway. GMP 3 of 3 is under review.



Monthly Infrastructure Sales Tax Project Report

Large Cap Projects

Data Date: 5/21/2026

Report Date: 5/31/2026

DESCRIPTION/TEAM

SCOPE

PHOTO

Project Title: Central County Housing Resource Center
Project Number: Q009
BCC District: 03
Delivery Method: Construction Manager at Risk
Category: H02-Housing
Status: Close Out
Designer: Ohlson Lavoie Corporation
Contractor: D. Stephenson Construction, Inc.
Project Manager: Sunil Jagoo

The Homeless Resource Center 2 (HRC 2) is to provide an effective Crisis Response System that provides immediate and easy access to safe and decent temporary shelter to County residents that need it and aims to re-house people as quickly as possible while receiving wrap-around social services. The facility will compliment the County's existing Senator Philip D. Lewis Center in West Palm Beach and will consist of approximately 19,000 square feet to support 74 client beds, dining and service delivery/office areas, restrooms, laundry facilities, an intake lobby, and other incidental interior and exterior improvements. Co-located within the facility will be the improvements identified in the IST Project Plan titled PBSO Lake Worth West Substation. FY 2019 IST \$5,700,000 FY 2022 IST \$9,243,697



SCHEDULE SUMMARY

	Original	Actual
Program Development	11/1/2017	11/1/2017
Public Outreach	2/1/2019	2/1/2019
Design Team Solicitation	5/1/2019	9/30/2020
CM Solicitation	9/1/2019	11/26/2019
Schematic Design	11/11/2019	1/31/2020
Design Development	5/1/2020	9/28/2020
Construction Documents	10/1/2020	2/23/2021
Permitting	1/1/2021	1/1/2021
Construction Commencement	6/1/2021	5/10/2022
CO/Substantial Completion	9/1/2022	5/17/2023
Occupancy	10/3/2022	1/30/2024

PARTICIPATION

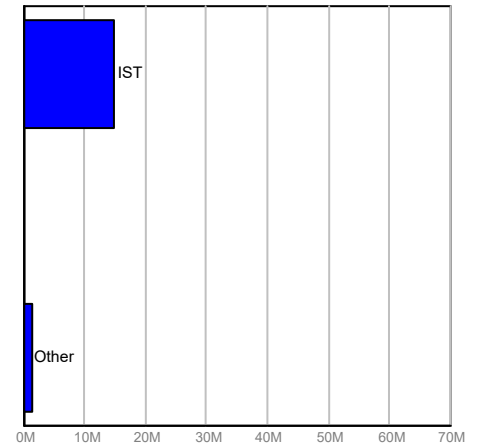
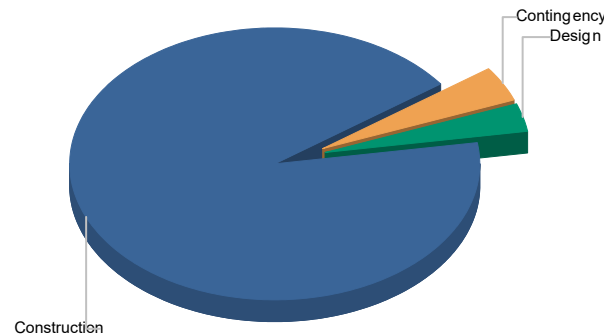
Consultant

SBE 0%
 Local 25%

Contractor

SBE N/A
 Local 100%

FUNDING



Current Budget

Fund Source

FINANCIAL SUMMARY

	Project Budget	Committed	% Committed	Paid To Date
	A	B	C=B/A	D
Design	\$547,999	\$157,227	28.69%	\$157,227
Construction	\$15,117,852	\$14,911,598	98.64%	\$14,171,543
Contingency	\$700,000	\$5,300	0.76%	\$5,300
TOTAL	\$16,365,851	\$15,074,125	92.11%	\$14,334,070

NOTES

CID PM is coordinating with the architect regarding his ad-services request and with the contractor regarding his change orders.



Monthly Infrastructure Sales Tax Project Report

Large Cap Projects

Data Date: 5/21/2026

Report Date: 5/31/2026

DESCRIPTION/TEAM

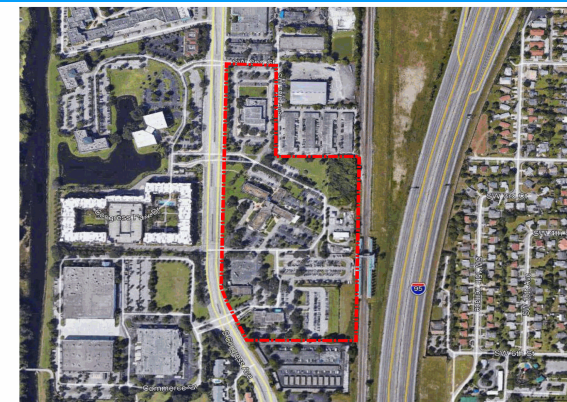
SCOPE

PHOTO

Project Title: South County Administrative Complex

Project Number: Q010
 BCC District: 07
 Delivery Method: Varies
 Category: G02-General Government Facilities
 Status: Design
 Designer: Zyscovich, LLC
 Contractor: TBD
 Project Manager: Robert J Lipscomb

This project funds essential Renewal and Replacement (R&R) needs to sustain the continuous operation of this 40+ year old complex prior to its future redevelopment. As such there is no defined scope of work. Any funds remaining at such time that redevelopment is funded would be utilized toward professional design services for the redevelopment. Funding includes \$3M each in FY 2020 and FY 2021, for a total of \$6M. Bond funding in the amount of \$8M toward design for site redevelopment was approved in FY25.



SCHEDULE SUMMARY

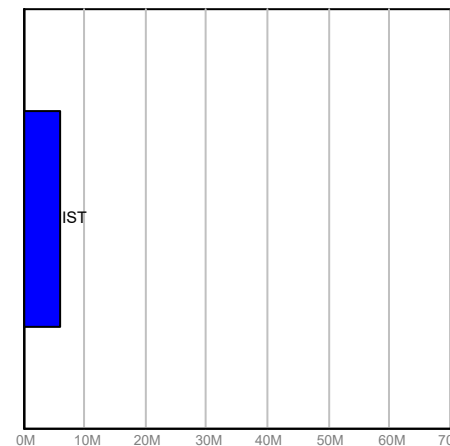
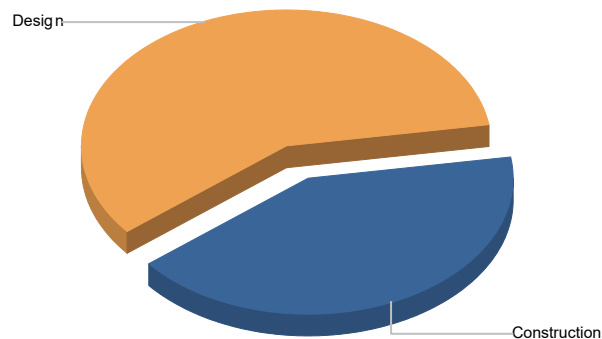
	Original	Actual
Redevelopment Planning	10/29/2019	10/29/2019
Programming	12/6/2022	12/6/2022
Master Plan	8/29/2023	8/29/2023
Design Commencement	12/3/2024	5/22/2025

PARTICIPATION

Consultant
 SBE Varies
 Local Varies

Contractor
 SBE Varies
 Local Varies

FUNDING



FINANCIAL SUMMARY

	Project Budget	Committed	% Committed	Paid To Date
	A	B	C=B/A	D
Design	\$3,500,000	\$3,500,000	100.00%	\$433,239
Construction	\$2,499,260	\$2,051,898	82.10%	\$1,570,023
Other	\$0	\$27,977	0.00%	\$22,503
TOTAL	\$5,999,260	\$5,579,875	93.01%	\$2,025,766

NOTES

R&R work continues to sustain operations. Redevelopment design services were finalized at \$11,489,524.64 (\$3.5M from IST and the remainder from a bond approved by the BCC on 9/16/25) and are ongoing. MOSS was selected as CMAR on 6/5/25 and pre-construction service contract approved by the BCC 5/5/26. Construction commencement depends on the Tax Collector relocation, while a replacement communication tower is planned near the existing one, with design specifications under development. Schematic Programming and bi-weekly meetings continue.



Monthly Infrastructure Sales Tax Project Report

Large Cap Projects

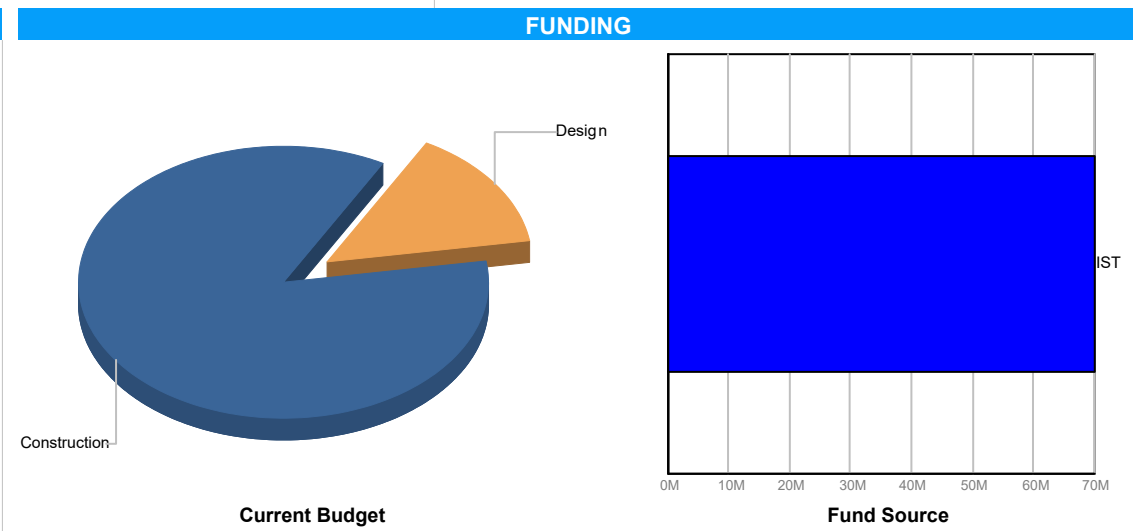
Data Date: 5/21/2026

Report Date: 5/31/2026

DESCRIPTION/TEAM	SCOPE	PHOTO
<p>Project Title: Government Center Renewal/Replacement</p> <p>Project Number: Q011</p> <p>BCC District: 02</p> <p>Delivery Method: Construction Manager at Risk</p> <p>Category: G02-General Government Facilities</p> <p>Status: Design</p> <p>Designer: Netta Architects</p> <p>Contractor: The Weitz Company LLC</p> <p>Project Manager: Jeffrey Halverson</p>	<p>This project includes but is not limited to upgrades and replacement of select building finishes and systems including security, HVAC, plumbing, fire alarm, fire sprinkler, electrical, low voltage, lighting, flooring and paint. The scope of the project will additionally include a building conditions assessment, program evaluation study, interior space planning and layout improvements. The proposed renovations to the Robert Weisman Governmental Center are designed to increase the functionality of key areas within the facility and bring the building up to current County standards.</p> <p>FY2022 IST \$8,000,000 FY2023 IST \$14,000,000 FY2024 IST \$43,740,800 FY2025 \$11,000,000</p> <p>FY2026 IST \$15,000,000 FY2027 IST \$11,500,000</p> <p>Bond funding is also anticipated to cover additional scope of work.</p>	<p>PBC Governmental Center</p>

SCHEDULE SUMMARY		
	Original	Actual
CM RFP Proposals Due	12/2/2021	12/2/2021
CM Shortlist Meeting	1/19/2022	3/15/2022
Design RFP Final Selection	11/8/2021	9/30/2021
Structural Assessment	1/31/2023	3/17/2023
Building Construction Assessment	6/1/2023	12/20/2024
Life Cycle Analysis	11/1/2023	1/20/2024
Programming	9/9/2024	9/9/2024
Phase I CSA#4(Exterior & floors 10-12)	6/10/2025	6/10/2025
Phase I CSA#5(Parking Garage 1st floor)	9/1/2025	

PARTICIPATION	
Consultant	
SBE	33%
Local	100%
Contractor	
SBE	19%
Local	100%



FINANCIAL SUMMARY				
	Project Budget	Committed	% Committed	Paid To Date
	A	B	C=B/A	D
Design	\$15,000,000	\$6,005,047	40.03%	\$1,636,462
Construction	\$88,265,778	\$975,562	1.11%	\$815,499
TOTAL	\$103,265,778	\$6,980,609	6.76%	\$2,451,961

NOTES

Leases are in the negotiation phase. A Site Plan pre-application meeting with the City of WPB was held on May 14, and staff is preparing the submittal package. Asbestos abatement bids will be advertised in July. The start of relocations is to be determined based on lease execution and property renovations. The architect's proposal for next phase services has been received, and comments on the scope and fee were returned on 5/26. The proposal for scope and fees for the proposed GCC Garage Facelift to establish aesthetic uniformity has been received and is under review.



Monthly Infrastructure Sales Tax Project Report

Large Cap Projects

Data Date: 5/21/2026

Report Date: 5/31/2026

DESCRIPTION/TEAM

SCOPE

PHOTO

Project Title: Countywide Buildings
Renewal/Replacement

Project Number: Q014
 BCC District: CW
 Delivery Method: Varies
 Category: G02-General Government Facilities
 Status: Varies
 Designer: Varies
 Contractor: Varies
 Project Manager: Varies

This project addresses backloged building system renewal and replacement, ranging from envelope components (roofs, walls, structural elements, window and weatherproofing), HVAC, plumbing, electrical, ceiling and lighting, back-up power, flooring and painting.

FY23 IST \$4,015,800, FY24 IST \$6,154,093, FY25 IST \$4,015,800, FY26 IST \$4,015,800, and FY27 IST \$1,463,792.



SCHEDULE SUMMARY

	Original	Actual
Projects Commencement	1/2/2023	5/17/2023
Projects Completion		

PARTICIPATION

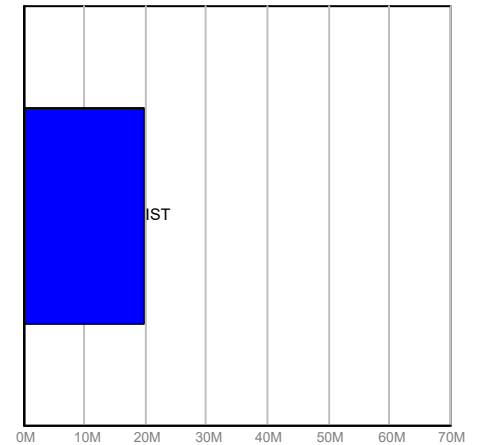
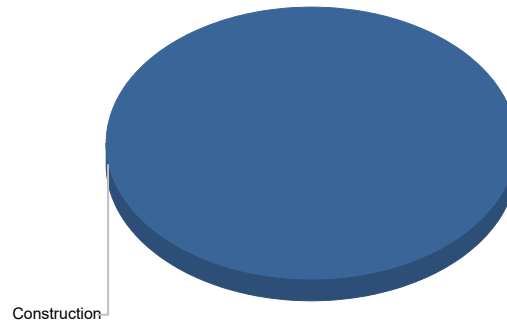
Consultant

SBE Varies
 Local Varies

Contractor

SBE Varies
 Local Varies

FUNDING



Current Budget

Fund Source

FINANCIAL SUMMARY

	Project Budget	Committed	% Committed	Paid To Date
	A	B	C=B/A	D
Construction	\$19,674,325	\$765,454	3.89%	\$765,454
TOTAL	\$19,674,325	\$765,454	3.89%	\$765,454

NOTES

FDO will target single scope of work projects commanding high dollar values or combined scopes of work at single buildings/facilities for this funding to simplify tracking and reporting. Mid-County Senior Center: The reroofing project is complete. Highridge Family Center Roof Replacement: Bids from contractors are in under CID review. Palm Tran North:Received proposal for roof replacements. EOC Cooling Towers Replacement: Project has been initiated.



Monthly Infrastructure Sales Tax Project Report

Large Cap Projects

Data Date: 5/21/2026

Report Date: 5/31/2026

DESCRIPTION/TEAM

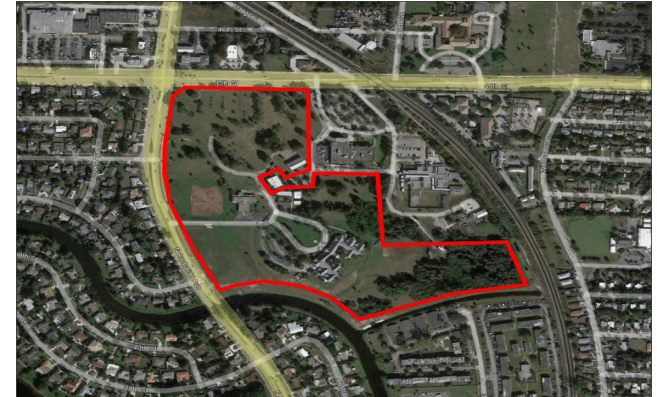
SCOPE

PHOTO

Project Title: 810 Datura Building Replacement

Project Number: Q018
 BCC District: 07
 Delivery Method: CMAR
 Category: G02-General Government Facilities
 Status: Construction
 Designer: Alfonso Hernandez Architect, LLC
 Contractor: D. Stephenson
 Project Manager: Terri Wolfe

This project relocates the Community Services Department from 810 Datura Street to the County's 45th Street Complex. The result will be a modern office building to replace the existing facility which is 50+ years old, providing adequate space for services and programs into the future.
 FY 2023 - \$2,600,000
 FY 2024 - \$1,575,600
 FY 2025 - \$5,000,000
 FY 2026 - \$18,660,000
 Bond - \$22,000,000



SCHEDULE SUMMARY

	Original	Actual
Project Start	10/1/2024	2/9/2022
Programming	5/12/2023	5/12/2023
Design	8/1/2023	10/1/2025
Construction Commencement	1/1/2026	1/23/2026
Construction Completion	6/7/2027	
Substantial Completion	9/6/2027	

PARTICIPATION

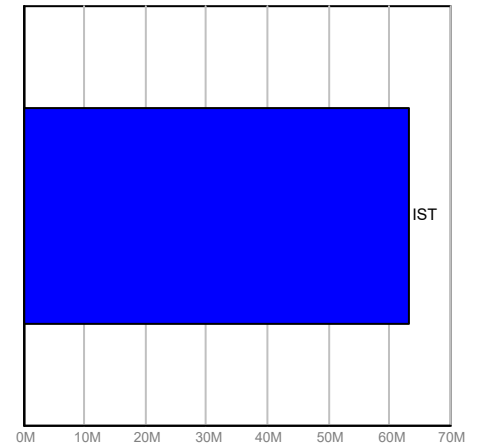
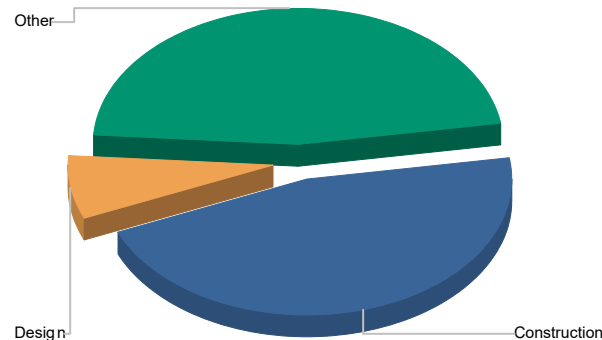
Consultant

SBE 82%
 Local 82%

Contractor

SBE 20%
 Local 100%

FUNDING



FINANCIAL SUMMARY

	Project Budget	Committed	% Committed	Paid To Date
	A	B	C=B/A	D
Design	\$4,766,650	\$2,649,819	55.59%	\$1,991,885
Construction	\$29,081,774	\$6,340,399	21.80%	\$394,225
Other	\$29,330,001	\$8,606,811	29.34%	\$4,041,910
TOTAL	\$63,178,425	\$17,597,029	27.85%	\$6,428,020

NOTES

All permits are obtained, site and utility work are progressing on both sides of the project, including paving of the new entrance road, utility coordination, and easement processing, with multiple GMPs approved and the vertical construction GMP draft submitted for the upcoming August BCC meeting.



Monthly Infrastructure Sales Tax Project Report

Large Cap Projects

Data Date: 5/21/2026

Report Date: 5/31/2026

DESCRIPTION/TEAM

SCOPE

PHOTO

Project Title: Detention Center Facilities R/R (Phases 3-5)
Project Number: Q019
BCC District: 03
Delivery Method: Construction Management
Category: S06-Sheriff - FDO
Status: Construction
Designer: Leo A. Daly
Contractor: Hedrick Brothers Construction
Project Manager: Jeffrey Halverson

Phases 3-5 consist of the East Tower and West Tower which are located at the Main Detention Center. The West Detention Center is located in Belle Glade. The design for both towers and the West Detention Center will require repairing and replacing MEP, Fire Sprinkler System, Low Voltage Systems and interior finishes.
 Detention Center Facilities R/R (Phases 3-5)
 FY 2018 IST \$8,500,000, FY 2019 IST \$14,700,000, FY 2020 IST \$9,800,000, FY 2022 IST \$10,000,000,
 FY 2024 IST \$4,802,000 FY 2025 IST \$23,023,759



SCHEDULE SUMMARY

	Original	Actual
East Tower Design Start	11/12/2018	7/11/2019
East Tower Construction Start-Phase 3	10/14/2019	11/18/2020
East Tower Substantial Completion	5/11/2022	12/11/2023
West Tower Design Start-Phase 4	3/8/2022	6/10/2024
West Tower Construction Start-Phase 4	1/2/2024	3/3/2025
West Tower Construction Start-Phase 5		

PARTICIPATION

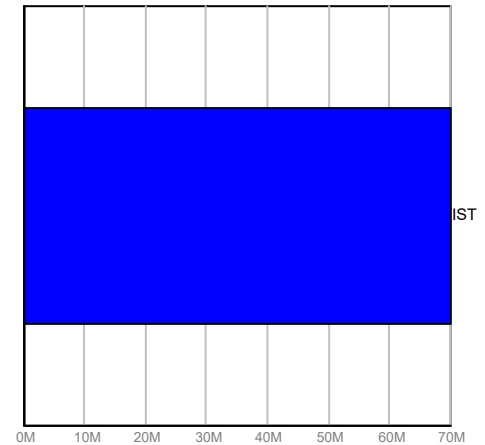
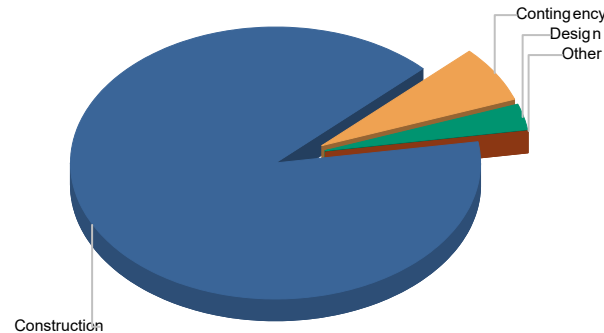
Consultant

- SBE 19.88%
- Local 67%

Contractor

- SBE 63%
- Local 84%

FUNDING



Current Budget

Fund Source

FINANCIAL SUMMARY

	Project Budget	Committed	% Committed	Paid To Date
	A	B	C=B/A	D
Design	\$2,142,334	\$2,951,929	137.79%	\$2,885,876
Construction	\$63,832,640	\$62,952,565	98.62%	\$34,404,905
Other	\$24,308	\$1,328,794	5,466.49%	\$1,190,299
Contingency	\$4,802,000	\$2,365,121	49.25%	\$2,365,121
TOTAL	\$70,801,281	\$69,598,408	98.30%	\$40,846,201

NOTES

The electrical subcontractor continues pulling wire from the penthouse to the new data room. Electrical has also decommissioned the manual override switches in the dayrooms. Roof slab and roof drain inspections have been completed. A new fire sprinkler line is being installed in the B Wing of the East Tower. Ductwork for risers X5 and X6 has been installed. New sprinkler piping has been installed in the stair pressurization rooms.



Monthly Infrastructure Sales Tax Project Report

Large Cap Projects

Data Date: 5/21/2026

Report Date: 5/31/2026

DESCRIPTION/TEAM

SCOPE

PHOTO

Project Title: West Boynton Park Athletic Field Renovations Sports Turf
Project Number: T002
BCC District: 02
Delivery Method: CMAR
Category: A06-Athletic Field Renovations
Status: Construction
Designer: Florida Transportation Engineering
Contractor: LTG Sports Turf One
Project Manager: David Polson

Replacement of existing grass field turf with synthetic turf on multi-purpose field 1 & 2.
Funded:
 FY 2017 \$2,000,000
 FY 2018 (\$1,011,658)
 FY 2022 \$1,196,658
 FY 2024 \$2,202,067



SCHEDULE SUMMARY

	Original	Actual
Begin Existing Site Surveys	1/29/2020	1/29/2020
Complete Existing Site Surveys	6/30/2020	3/9/2020
Finalization of Existing Site Surveys	8/30/2020	10/16/2020
Design RFP Proposals Due	9/4/2020	9/10/2020
Design RFP Final Selection	10/29/2020	10/29/2020
Consultant Contract Issuance	12/14/2020	4/20/2021
Design Completion	12/31/2021	10/23/2023
Turf Supplier RFP Proposal Due	4/30/2022	6/6/2023
Turf Contract GMP Executed	9/17/2024	9/17/2024
Turf Contract Substantial Completion	1/30/2026	4/30/2026

PARTICIPATION

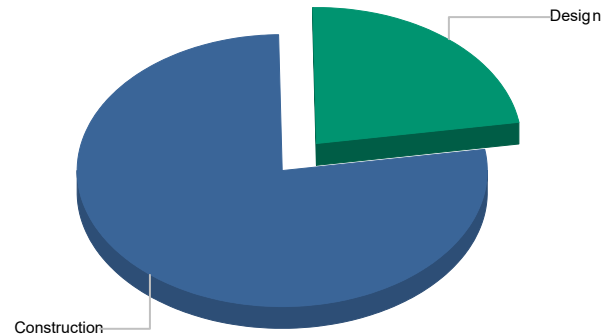
Consultant

SBE 25%
 Local 25%

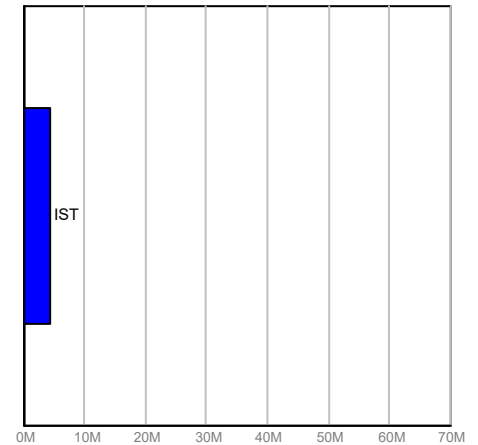
Contractor

SBE 20.13%
 Local 100%

FUNDING



Current Budget



Fund Source

FINANCIAL SUMMARY

	Project Budget	Committed	% Committed	Paid To Date
	A	B	C=B/A	D
Design	\$1,000,000	\$225,843	22.58%	\$189,831
Construction	\$3,387,067	\$3,633,574	107.28%	\$536,078
Furniture, Fixtures & Equipment	\$0	\$0	0.00%	\$0
Other	\$0	\$459	0.00%	\$459
Contingency	\$0	\$0	0.00%	\$0
TOTAL	\$4,387,067	\$3,859,876	87.98%	\$726,367

NOTES

GMP package was submitted on July 30, 2024, in advance of the BCC meeting scheduled for September 17, 2024. The building permit was submitted in May 2024. Notice to Proceed was issued on October 21, 2024. A pre construction kickoff meeting took place on September 25, 2024, and OAC meetings are held on the 1st and 3rd Wednesday of each month at 10:00 AM. Substantial Completion was achieved on April 30, 2026. CM corrected deficient items identified on the punch list. Ribbon cutting held on May 6, 2026. The project is currently in the closeout phase and cannot be closed out until all projects under Project #19224 have reached substantial completion.



Monthly Infrastructure Sales Tax Project Report

Large Cap Projects

Data Date: 5/21/2026

Report Date: 5/31/2026

DESCRIPTION/TEAM

SCOPE

PHOTO

Project Title: Buttonwood Park

Project Number: T003
 BCC District: 03
 Delivery Method: CMAR
 Category: A06-Athletic Field Renovations
 Status: Close Out
 Designer: Florida Transportation Engineering
 Contractor: LTG Sports Turf One
 Project Manager: David Polson

Replacement of existing grass field turf with synthetic turf on multi-purpose field 2 & 3
 Funded:
 FY 2017 \$1,500,000
 FY 2018 (\$1,488,342)
 FY 2021 \$900,000
 FY 2022 \$1,963,342
 FY 2024 \$2,193,828



SCHEDULE SUMMARY

	Original	Actual
Begin Existing Site Surveys	1/29/2020	1/29/2020
Complete Existing Site Surveys	8/30/2020	5/18/2021
Finalization of Existing Site Surveys	8/30/2020	8/23/2021
Design RFP Proposals Due	9/4/2020	9/10/2020
Consultant Contract Issuance	12/14/2020	4/20/2021
Design Completion	12/31/2021	10/23/2023
Turf Supplier RFP Proposal Due	4/30/2022	6/6/2023
Turf Contract Substantial Completion	9/11/2025	9/11/2025
Turf Contract GMP Executed	9/17/2024	9/17/2024
Design RFP Final Selection	10/29/2020	10/29/2020

PARTICIPATION

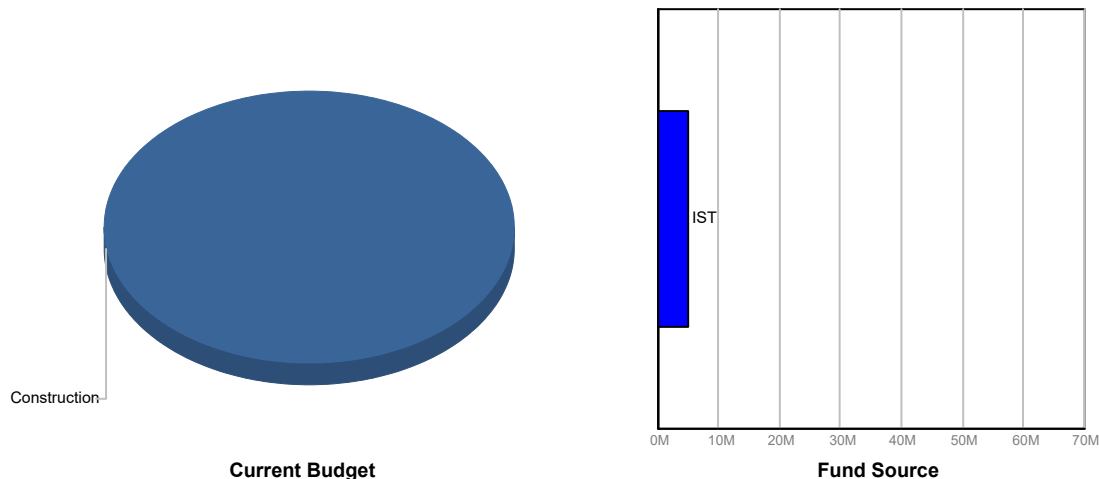
Consultant

SBE 25%
 Local 25%

Contractor

SBE 20.13%
 Local 100%

FUNDING



FINANCIAL SUMMARY

	Project Budget	Committed	% Committed	Paid To Date
	A	B	C=B/A	D
Design	\$0	\$251,666	0.00%	\$248,172
Construction	\$5,068,828	\$4,335,704	85.54%	\$3,439,889
Furniture, Fixtures & Equipment	\$0	\$0	0.00%	\$0
Other	\$0	\$12,458	0.00%	\$12,458
Contingency	\$0	\$0	0.00%	\$0
TOTAL	\$5,068,828	\$4,599,829	90.75%	\$3,700,520

NOTES

GMP package was submitted on July 30, 2024, for the September 17, 2024, BCC meeting, and the project funding shortfall has been resolved. The building permit was submitted in May 2024, with issuance prior to the construction Notice to Proceed on October 21, 2024. A pre-construction kickoff meeting was held on September 25, 2024, and OAC meetings are scheduled for the first and third Wednesday of each month at 10:00 AM. Substantial completion was achieved on September 11, 2025, and the project is currently in closeout, pending substantial completion of all projects under Project #19224.




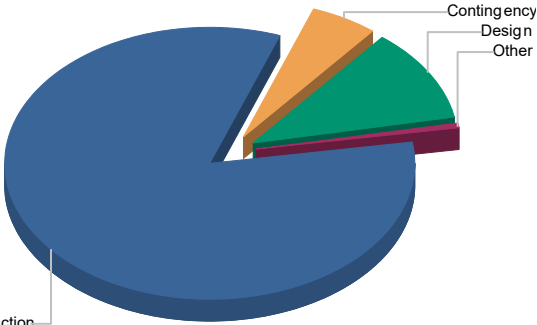
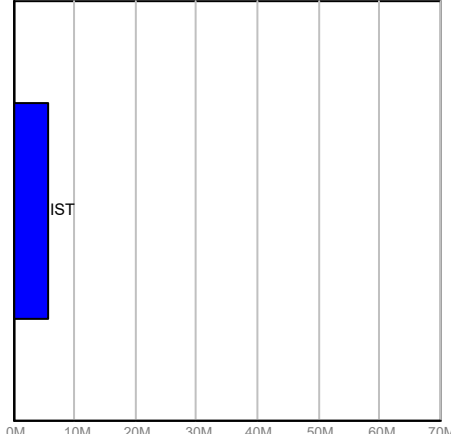
Monthly Infrastructure Sales Tax Project Report

Large Cap Projects

Data Date: 5/21/2026

Report Date: 5/31/2026

DESCRIPTION/TEAM	SCOPE	PHOTO
<p>Project Title: Community Park - New Development</p> <p>Project Number: T004 BCC District: Multiple Delivery Method: Varies Category: N02-New Park Development Status: Varies Designer: Varies Contractor: Varies Project Manager: Varies</p>	<p>Construction of neighborhood park facilities for under served Countywide Community Revitalization Team (CCRT) areas.</p> <p>FY 2017 IST: \$1,000,000 FY 2021 IST: \$4,900,000 FY 2022 IST: (\$3,900,000) FY 2024 IST: \$3,610,000</p>	

SCHEDULE SUMMARY	PARTICIPATION	FUNDING				
<table border="1"> <thead> <tr> <th>Original</th> <th>Actual</th> </tr> </thead> <tbody> <tr> <td colspan="2">Varies by location. Work ongoing</td> </tr> </tbody> </table>	Original	Actual	Varies by location. Work ongoing		<p>Consultant</p> <p>SBE Varies Local Varies</p> <p>Contractor</p> <p>SBE Varies Local Varies</p>	<div style="display: flex; align-items: center;">  <div style="margin-left: 20px;"> <p>Contingency</p> <p>Design</p> <p>Other</p> </div> </div>  <p style="text-align: center;">Current Budget Fund Source</p>
Original	Actual					
Varies by location. Work ongoing						

FINANCIAL SUMMARY				
	Project Budget	Committed	% Committed	Paid To Date
	A	B	C=B/A	D
Design	\$626,861	\$864,297	137.88%	\$819,707
Construction	\$4,692,035	\$327,519	6.98%	\$318,935
Furniture, Fixtures & Equipment	\$0	\$0	0.00%	\$0
Other	\$32,965	\$33,190	100.68%	\$33,190
Contingency	\$295,000	\$0	0.00%	\$0
TOTAL	\$5,646,861	\$1,225,006	21.69%	\$1,171,832

NOTES

Bridgeman; Construction of a .32 acre neighborhood park on a WUD parcel to serve the Belvedere Heights CCRT neighborhood within the Westgate CRA. Completed in 5/2020 with \$32,415 of IST funds. Paulette Burdick; Construction permit comments required a soil geotechnical study. Supplemental #6 was issued, and fieldwork for the study has been scheduled. Gramercy; See P945 herein for reporting.



Monthly Infrastructure Sales Tax Project Report

Large Cap Projects

Data Date: 5/21/2026

Report Date: 5/31/2026

DESCRIPTION/TEAM

SCOPE

PHOTO

Project Title: FY 2018 Playground Replacements-Countywide
Project Number: T026
BCC District: Multiple
Delivery Method: Minor Construction Annual Contract
Category: P06-Playground Replacement
Status: Construction
Designer: Varies
Contractor: DW Recreation
Project Manager: Javier Torres

Replacement of Playgrounds: Okeehetee (Alligator Playground), Loggerhead Picnic Area, Glades Pioneer Park, Jupiter Farms, Buttonwood, Morikami Biwa Pavilion, Ocean Cay, Seminole Palms, Dubois, Carlin (W. Gumbo Limbo Playground & W. Playground), JPP. FY 2018 \$812,000, FY 2019 \$1,589,750, and FY2024 \$293,014.



SCHEDULE SUMMARY

	Original	Actual
Project Design Start	7/1/2020	7/1/2020
Phase I Substantial Completion	12/19/2022	11/10/2023
Phase II Construction Start	6/12/2023	
Phase I Completion	12/8/2023	12/8/2023
Phase III Start	3/8/2024	

PARTICIPATION

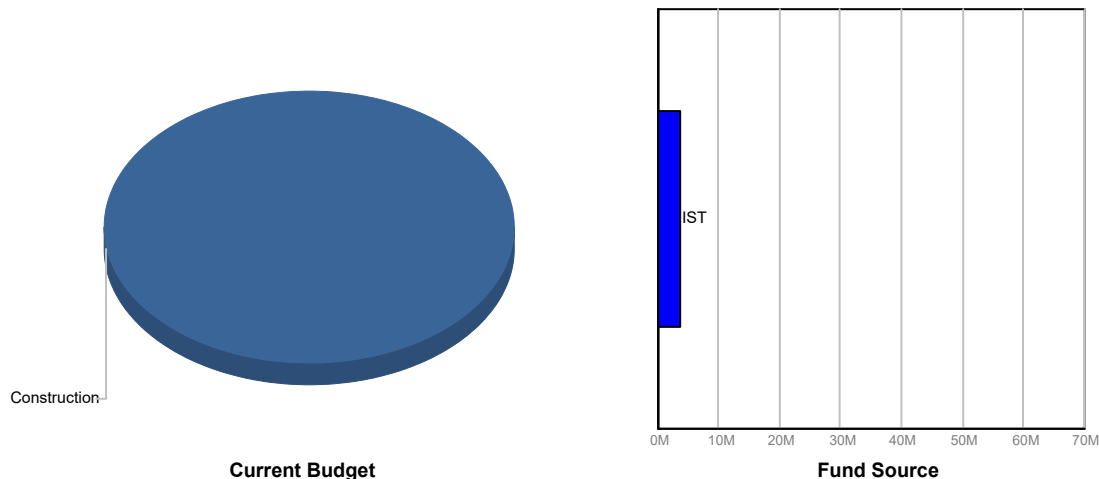
Consultant

SBE N/A
 Local N/A

Contractor

SBE 95.5%
 Local 95.5%

FUNDING



FINANCIAL SUMMARY

	Project Budget	Committed	% Committed	Paid To Date
	A	B	C=B/A	D
Design	\$0	\$1,160,893	0.00%	\$1,148,430
Construction	\$3,710,764	\$95,412	2.57%	\$95,412
TOTAL	\$3,710,764	\$1,256,305	33.86%	\$1,243,842

NOTES

Phase I: Carlin, Jupiter Farms, Ocean Cay, and Dubois are complete. Phase II Projects: Loggerhead and Glades Pioneer. Morikami has been added. Parks is finalizing the playground plans to incorporate new perimeter fence. Phase III: Buttonwood, Seminole Palms, and JPP-no activity to date.



Monthly Infrastructure Sales Tax Project Report

Large Cap Projects

Data Date: 5/21/2026

Report Date: 5/31/2026

DESCRIPTION/TEAM

Project Title: Bert Winters Park Redevelopment

Project Number: T041
 BCC District: 01
 Delivery Method: Annual Contract
 Category: E02-Existing Park Redevelopment or Expansion
 Status: Construction
 Designer: Architecture Green
 Contractor: Ralph-Della Pietra, Inc
 Project Manager: Sunil Jagoo

SCOPE

Demolish former PBMI building, tennis courts, and playground. Remove lights and poles servicing Field 2. Renovate Baseball Field 1. Construct new regulation 220' x 360' multipurpose field. Construct new 30' x 60' rental pavilion. Construct new playground area. Renovate existing day use dock for public use. Construct new paved parking, curbing, landscaping, sidewalks and picnic areas. Install new underground infrastructure and site lighting. FY2019 IST \$200,000, FY2021 IST \$1,500,000, and FY2024 IST \$207,400 \$220K FIND Phase II Planning, Design and Permitting Costs \$800K FIND Phase II Redevelopment (Construction) – Grant Contract Executed.

PHOTO



SCHEDULE SUMMARY

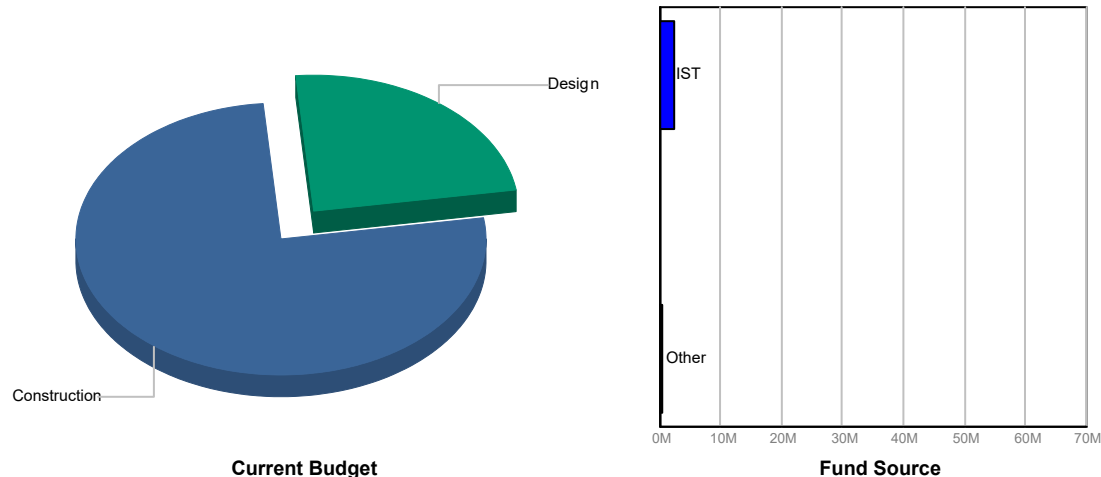
	Original	Actual
Project Start	8/22/2019	8/22/2019
Asbestos Report Initiated	8/23/2019	8/23/2019
Asbestos Report Completion	10/1/2019	10/1/2019
Demolition Start	11/12/2019	4/16/2020
Demolition Completion	12/5/2019	8/17/2020
Design Completion	7/1/2020	11/16/2022
Permitting Start(Dock)	7/15/2020	11/30/2022
Permitting Completion(Dock)	12/31/2020	3/29/2023
Permitting Start(Site)	4/9/2024	4/9/2024
IFQ Advertise	11/5/2024	11/5/2024
Addendum 2	12/3/2024	12/3/2024
Bid Due Extended	12/19/2024	12/19/2024
NTP Issued	8/25/2025	8/28/2025

PARTICIPATION

Consultant
 SBE 89.28%
 Local 100%

Contractor
 SBE 35.68%
 Local 100%

FUNDING



FINANCIAL SUMMARY

	Project Budget	Committed	% Committed	Paid To Date
	A	B	C=B/A	D
Design	\$707,585	\$707,585	100.00%	\$0
Construction	\$2,249,001	\$1,987,662	88.38%	\$755,046
Contingency	\$0	\$841	0.00%	\$841
TOTAL	\$2,956,586	\$2,696,088	91.19%	\$755,887

NOTES

Coast Seawall is on site wrapping up the dock work. Ironclad is setting up trucks to haul out excess dirt. FPL has received the check, and the transformer will be relocated within the next two weeks.



Monthly Infrastructure Sales Tax Project Report

Large Cap Projects

Data Date: 5/21/2026

Report Date: 5/31/2026

DESCRIPTION/TEAM

SCOPE

PHOTO

Project Title: Aqua Crest Pool Facility Replacement

Project Number: T077
 BCC District: 07
 Delivery Method: CMR
 Category: A02-Aquatic Facility Repair and Replacement
 Status: Design
 Designer: Ohlson Lavoie Collaborative
 Contractor: TBD
 Project Manager: Javier Torres

The work consist of the design and renovation of the existing Aqua Crest pool facility. The scope includes but is not limited to: pool improvements such as leak detection, re-surface, lane marker replacement, filtration system replacement; pool deck renovations; demolition of wadding pool; new splash pad; relocation of ticketing booth, admin offices, guards room and weight's room; bathroom renovations; new shade structures and Marquee sign.
 FY 2019 IST: \$6,000,000
 FY 2022 IST: (\$5,000,000)
 FY 2023 IST: \$11,152,500
 FY 2024 IST: \$11,058,928



SCHEDULE SUMMARY

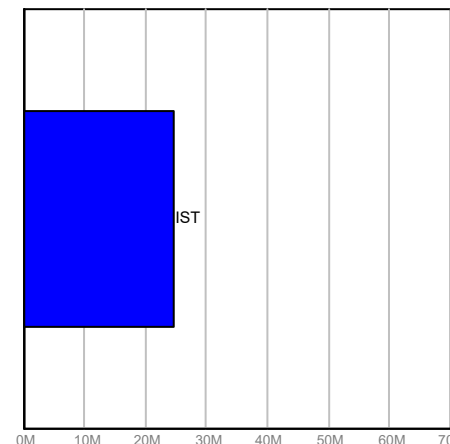
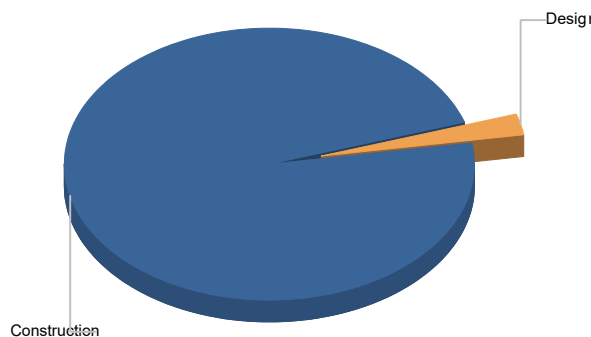
PARTICIPATION

FUNDING

	Original	Actual
Pre-Scope meeting	2/20/2019	2/20/2019
Design Services Advertisement	6/17/2019	8/4/2019
Consultant BCC Approval	1/14/2020	5/5/2020
Design Start	1/21/2020	6/6/2023
Construction Start	3/9/2021	
Substantial Completion	3/8/2022	
Project Close-out	5/3/2022	

Consultant
 SBE 20%
 Local 100%

Contractor
 SBE TBD
 Local TBD



Current Budget

Fund Source

FINANCIAL SUMMARY

NOTES

	Project Budget	Committed	% Committed	Paid To Date
	A	B	C=B/A	D
Design	\$600,000	\$1,679,103	279.85%	\$1,007,207
Construction	\$23,957,428	\$46,524	0.19%	\$46,524
TOTAL	\$24,557,428	\$1,725,627	7.03%	\$1,053,731

The design team reports that the design is 95% complete. Pending the review of the 95% submittal and the City of Delray Beach's Site Plan Approval, the project will move forward. The final selection of the CMAR was held on Friday, June 5, 2026 and awaiting passage of protest period and proposal for pre-construction services.



Monthly Infrastructure Sales Tax Project Report

Large Cap Projects

Data Date: 5/21/2026

Report Date: 5/31/2026

DESCRIPTION/TEAM

SCOPE

PHOTO

Project Title: Dyer Park Athletic Field Renovation

Replacement of existing grass field turf with synthetic turf on multi-purpose field 3, 4, & 5 as well as additional damaged area.
 Funded: FY 2020 \$6,000,000
 FY 2024 \$1,724,581



Project Number: T099
 BCC District: 07
 Delivery Method: CMAR
 Category: A06-Athletic Field Renovations
 Status: Construction
 Designer: Florida Transportation Engineering
 Contractor: LTG Sports Turf One
 Project Manager: David Polson

SCHEDULE SUMMARY

	Original	Actual
Begin Existing Site Surveys	1/29/2020	1/29/2020
Complete Existing Site Surveys	6/30/2020	5/29/2020
Finalization of Existing Site Surveys	8/30/2020	10/16/2020
Design RFP Proposals Due	9/4/2020	9/10/2020
Design RFP Final Selection	10/29/2020	10/29/2020
Consultant Contract Issuance	12/14/2020	4/20/2021
Design Completion	12/31/2021	10/23/2023
Turf Supplier RFP Proposal Due	4/30/2022	6/6/2023
Turf Contract GMP Executed	9/17/2024	9/17/2024
Turf Contract Substantial Completion	1/30/2026	

PARTICIPATION

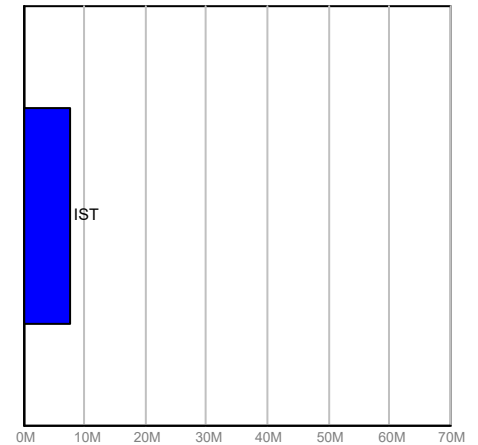
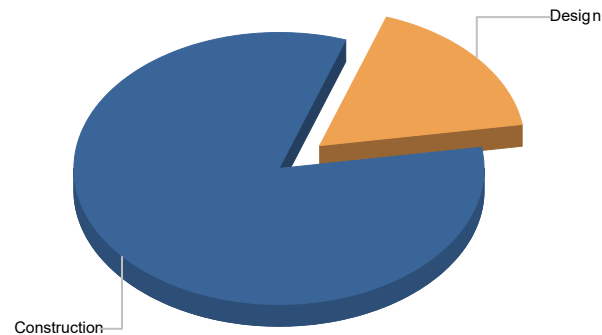
Consultant

SBE 25%
 Local 25%

Contractor

SBE 20.13%
 Local 100%

FUNDING



Current Budget

Fund Source

FINANCIAL SUMMARY

	Project Budget	Committed	% Committed	Paid To Date
	A	B	C=B/A	D
Design	\$1,347,644	\$436,027	32.35%	\$436,027
Construction	\$6,420,782	\$6,414,501	99.90%	\$1,650,675
TOTAL	\$7,768,426	\$6,850,528	88.18%	\$2,086,702

NOTES

GMP package was submitted on July 30, 2024, for the September 17, 2024 BCC meeting. The building permit was submitted in May 2024, has been secured, and the contractor is mobilizing. A pre-construction kickoff meeting was held on September 25, 2024, and all NTPs for Project #19224 were issued on October 21, 2024. OAC meetings are held on the first and third Wednesday of each month at 10:00 AM. Parks revised the retaining wall design to the south end of the fields; the engineer has completed the design documents, the permit is in place and work has started, and masonry product delivery is expected in about three weeks.



Monthly Infrastructure Sales Tax Project Report

Large Cap Projects

Data Date: 5/21/2026

Report Date: 5/31/2026


DESCRIPTION/TEAM

SCOPE

PHOTO

Project Title: Caloosa Park Athletic Field Renovation

Replacement of existing grass field turf with synthetic turf on multi-purpose field 1 & 3 as well as converted from multi-purpose field 4 converted from softball.
Funded: FY 2020 \$4,000,000 and FY 2024 \$3,812,826



Project Number: T100
 BCC District: 04
 Delivery Method: CMAR
 Category: A06-Athletic Field Renovations
 Status: Close Out
 Designer: Florida Transportation Engineering
 Contractor: LTG Sports Turf One
 Project Manager: David Polson

SCHEDULE SUMMARY

	Original	Actual
Begin Existing Site Surveys	1/29/2020	1/29/2020
Complete Existing Site Surveys	6/30/2020	3/30/2020
Finalization of Existing Site Surveys	8/30/2020	6/7/2020
Design RFP Proposals Due	9/4/2020	9/10/2020
Design RFP Final Selection	10/29/2020	10/29/2020
Consultant Contract Issuance	12/14/2020	4/20/2021
Design Completion	12/31/2021	10/10/2023
Turf Supplier RFP Proposal Due	4/30/2023	6/6/2023
Turf Contract GMP Executed	9/18/2023	9/18/2024
Turf Contract Substantial Completion	1/30/2026	7/10/2025

PARTICIPATION

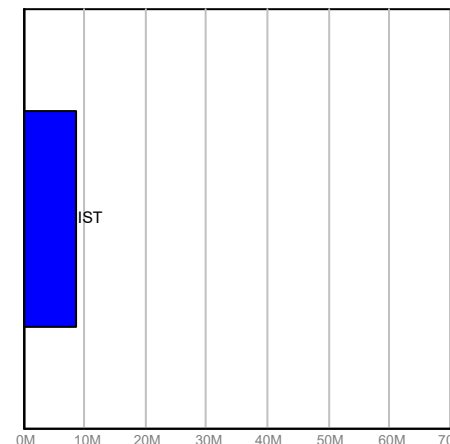
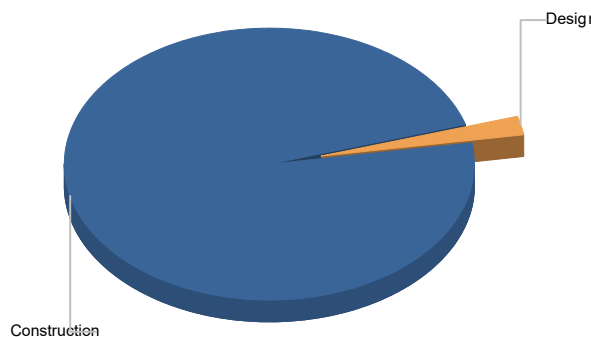
Consultant

SBE 25%
 Local 25%

Contractor

SBE 20.13%
 Local 100%

FUNDING



Current Budget

Fund Source

FINANCIAL SUMMARY

	Project Budget	Committed	% Committed	Paid To Date
	A	B	C=B/A	D
Design	\$200,000	\$206,472	103.24%	\$178,943
Construction	\$8,314,835	\$7,524,592	90.50%	\$5,976,282
TOTAL	\$8,514,835	\$7,731,064	90.80%	\$6,155,225

NOTES

GMP package was submitted on July 30, 2024, for the September 17, 2024, BCC meeting, and the project funding shortfall has been resolved. The building permit was submitted in May 2024, with issuance expected prior to the construction Notice to Proceed, which was issued on October 21, 2024. A pre-construction kickoff meeting was held on September 25, 2024. OAC meetings are scheduled for the first and third Wednesday of each month at 10:00 AM. Substantial completion was achieved on July 10, 2025. The project is currently in the closeout phase and cannot be finalized until all projects under Project #19224 have reached substantial completion.



Monthly Infrastructure Sales Tax Project Report

Large Cap Projects

Data Date: 5/21/2026

Report Date: 5/31/2026

DESCRIPTION/TEAM

SCOPE

PHOTO

Project Title: JPP Athletic Field Renovation

Replacement of existing grass field turf with synthetic turf on the Miracle League Field as well as short field multi-purpose field, converted from softball 1.
Funded: FY 2020 \$3,222,000 and FY2024 \$392,840



Project Number: T101
 BCC District: 03
 Delivery Method: CMAR
 Category: A06-Athletic Field Renovations
 Status: Design
 Designer: Florida Transportation Engineering
 Contractor: LTG Sports Turf One
 Project Manager: David Polson

SCHEDULE SUMMARY

	Original	Actual
Begin Existing Site Surveys	1/29/2020	1/29/2020
Complete Existing Site Surveys	6/30/2020	4/15/2020
Finalization of Existing Site Surveys	8/30/2020	10/15/2020
Design RFP Proposals Due	9/4/2020	9/10/2020
Design RFP Final Selection	10/29/2020	10/29/2020
Consultant Contract Issuance	12/14/2020	4/20/2021
Design Completion	12/31/2021	10/10/2023
Turf Supplier RFP Proposal Due	4/30/2022	6/6/2023
Turf Contract GMP Executed	9/17/2024	9/17/2024
Turf Contract Substantial Completion	1/30/2026	

PARTICIPATION

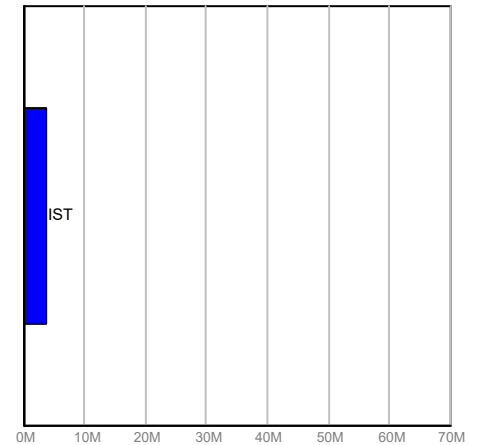
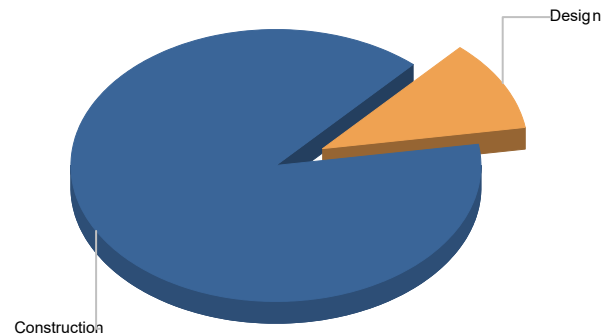
Consultant

SBE 25%
 Local 25%

Contractor

SBE 20.13%
 Local 100%

FUNDING



Current Budget

Fund Source

FINANCIAL SUMMARY

	Project Budget	Committed	% Committed	Paid To Date
	A	B	C=B/A	D
Design	\$392,840	\$218,106	55.52%	\$218,106
Construction	\$3,220,000	\$1,047,443	32.53%	\$220,904
TOTAL	\$3,612,840	\$1,265,549	35.03%	\$439,009

NOTES

GMP package was submitted on July 30, 2024, for the BCC meeting scheduled on September 17, 2024. The building permit was submitted in May 2024. The construction Notice to Proceed was issued on October 21, 2024. A pre construction kickoff meeting was held on September 25, 2024, and OAC meetings continue on the 1st and 3rd Wednesday of each month at 10:00 AM. Due to a prerequisite sewer project, this park will be completed last in the athletic field renovations construction sequence. CM has mobilized for Phase 1, with silt and temporary fencing installed. Drainage work on Field 1 has begun, with stone installation forthcoming. Signed and sealed Phase 2 drawings were submitted for permit on May 29, 2026.




Monthly Infrastructure Sales Tax Project Report

Large Cap Projects

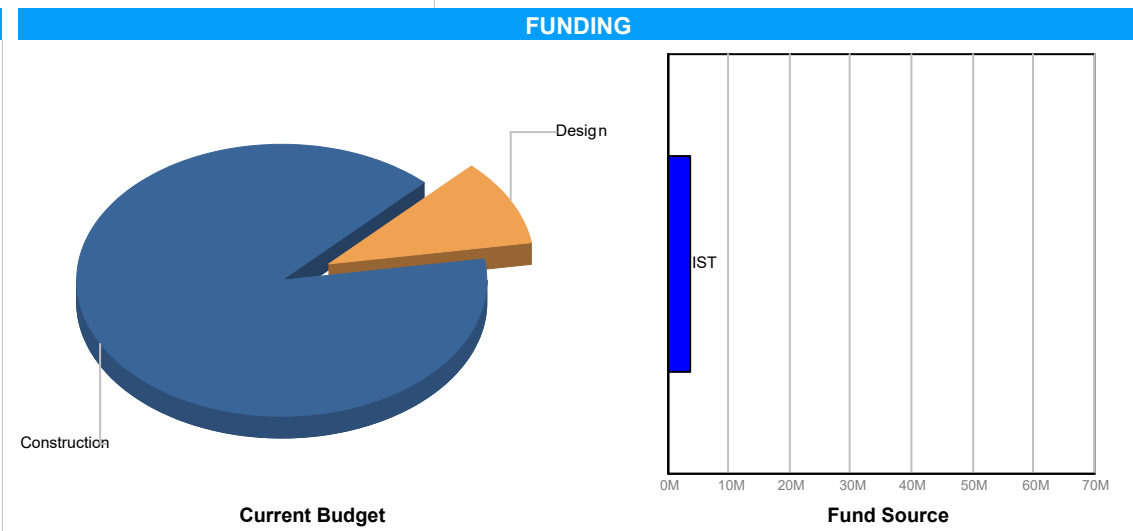
Data Date: 5/21/2026

Report Date: 5/31/2026

DESCRIPTION/TEAM	SCOPE	PHOTO
<p>Project Title: Loggers Run Park Athletic Field Renovation</p> <p>Project Number: T102</p> <p>BCC District: 05</p> <p>Delivery Method: CMAR</p> <p>Category: A06-Athletic Field Renovations</p> <p>Status: Close Out</p> <p>Designer: Florida Transportation Engineering</p> <p>Contractor: LTG Sports Turf One</p> <p>Project Manager: David Polson</p>	<p>Replacement of existing grass field turf with synthetic turf on multi-purpose field 1 & 2.</p> <p>FY 2020 IST \$3,200,000</p> <p>FY 2022 IST (\$700,000)</p> <p>FY 2024 IST \$1,221,889</p>	

SCHEDULE SUMMARY		
	Original	Actual
Begin Existing Site Surveys	1/29/2020	1/29/2020
Complete Existing Site Surveys	6/30/2020	3/16/2020
Finalization of Existing Site Surveys	8/30/2020	10/16/2020
Design RFP Proposals Due	9/4/2020	9/10/2020
Design RFP Final Selection	10/29/2020	10/29/2020
Consultant Contract Issuance	12/14/2020	4/20/2021
Design Completion	12/31/2021	10/10/2023
Turf Supplier RFP Proposal Due	4/30/2022	6/6/2023
Turf Contract GMP Executed	9/17/2024	9/17/2024
Turf Contract Substantial Completion	1/30/2026	3/25/2025

PARTICIPATION	
Consultant	
SBE	25%
Local	25%
Contractor	
SBE	20.13%
Local	100%



FINANCIAL SUMMARY				
	Project Budget	Committed	% Committed	Paid To Date
	A	B	C=B/A	D
Design	\$384,000	\$230,785	60.10%	\$227,087
Construction	\$3,313,889	\$3,336,035	100.67%	\$3,076,130
TOTAL	\$3,697,889	\$3,566,819	96.46%	\$3,303,217

NOTES

GMP package was submitted on July 30, 2024, for the BCC meeting scheduled on September 17, 2024. The building permit application was completed in May 2024, and the pre construction kickoff meeting took place on September 25, 2024. OAC meetings are held on the 1st and 3rd Wednesday of each month at 10:00 AM. The Notice to Proceed was officially issued on October 21, 2024. Substantial Completion was achieved on March 5, 2025, with all punch list items corrected and signed off by the Architect of Record. The first soccer tournament was successfully held on the weekend of May 24, 2025. Project is in the closeout phase but cannot fully close until all projects under Master Project #19224 reach SC. Parks requested a BAS for a netting system not in the original scope, and they will fund it separately.



Monthly Infrastructure Sales Tax Project Report

Large Cap Projects

Data Date: 5/21/2026

Report Date: 5/31/2026

DESCRIPTION/TEAM

SCOPE

PHOTO

Project Title: Samuel Friedland District Park Expansion
Project Number: T103
BCC District: 06
Delivery Method: CMAR
Category: A06-Athletic Field Renovations
Status: Construction
Designer: Florida Transportation Engineering
Contractor: LTG Sports Turf One
Project Manager: David Polson

Replacement of existing grass field turf with synthetic turf on multi-purpose field 9 & 10 as well as the open play field.
 Funded: FY 2020 \$3,000,000 and FY 2024 \$3,196,109



SCHEDULE SUMMARY

	Original	Actual
Begin Existing Site Surveys	1/20/2020	1/29/2020
Complete Existing Site Surveys	6/30/2020	2/28/2020
Finalization of Existing Site Surveys	8/30/2020	10/16/2020
Design RFP Proposals Due	9/4/2020	9/10/2020
Design RFP Final Selection	10/29/2020	10/29/2020
Consultant Contract Issuance	12/14/2020	4/20/2021
Design Completion	12/31/2021	10/10/2023
Turf Supplier RFP Proposal Due	4/30/2022	9/6/2023
Turf Contract GMP Executed	9/17/2024	9/17/2024
Turf Contract Substantial Completion	1/30/2026	

PARTICIPATION

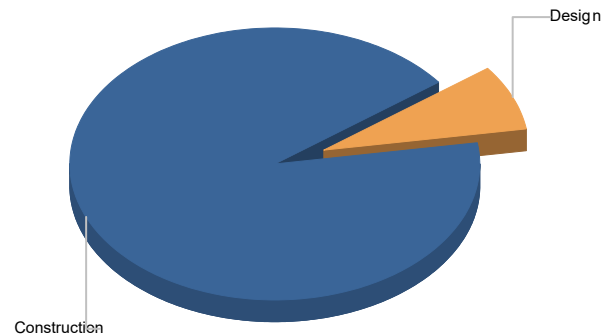
Consultant

SBE 25%
 Local 25%

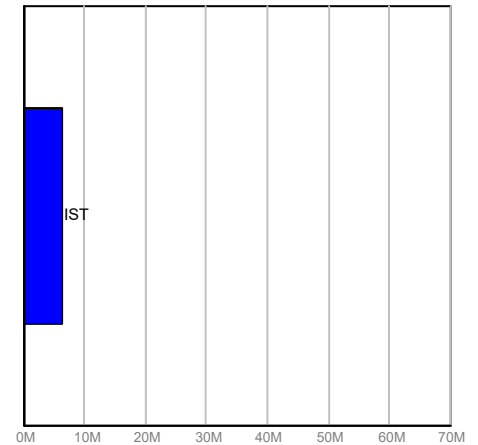
Contractor

SBE 20.13%
 Local 100%

FUNDING



Current Budget



Fund Source

FINANCIAL SUMMARY

	Project Budget	Committed	% Committed	Paid To Date
	A	B	C=B/A	D
Design	\$485,000	\$187,876	38.74%	\$161,528
Construction	\$5,741,680	\$5,275,290	91.88%	\$807,307
TOTAL	\$6,226,680	\$5,463,166	87.74%	\$968,835

NOTES

GMP package was submitted on July 30, 2024, for the BCC meeting scheduled on September 17, 2024. The building permit was submitted in May 2024, and the Notice to Proceed for construction was issued on October 21, 2024. A pre construction kickoff meeting was held on September 25, 2024. OAC meetings continue on the 1st and 3rd Wednesday of each month at 10:00 AM. The original contract scope included raising all three fields; however, due to high-level flooding at Field #1 and associated cost impacts, Parks and Recreation has decided to raise only Fields #2 and #3, leaving Field #1 as is. EOR is complete with the construction documents for the redesign on 2/25/26. Final construction document was issued on 3/24/26 and is currently under review in permitting.



Monthly Infrastructure Sales Tax Project Report

Large Cap Projects

Data Date: 5/21/2026

Report Date: 5/31/2026

DESCRIPTION/TEAM

SCOPE

PHOTO

Project Title: Westgate Park Restroom and Athletic Field Renovation
Project Number: T110
BCC District: 07
Delivery Method: CMAR
Category: E02-Existing Park Redevelopment or Expansion
Status: Close Out
Designer: Florida Transportation Engineering
Contractor: LTG Sports Turf One
Project Manager: David Polson

Replacement of existing grass field turf with synthetic turf on multi-purpose field 1.
Funded:
 FY 2020 IST \$250,000
 FY 2022 IST \$1,750,000
 FY 2024 IST \$398,460



SCHEDULE SUMMARY

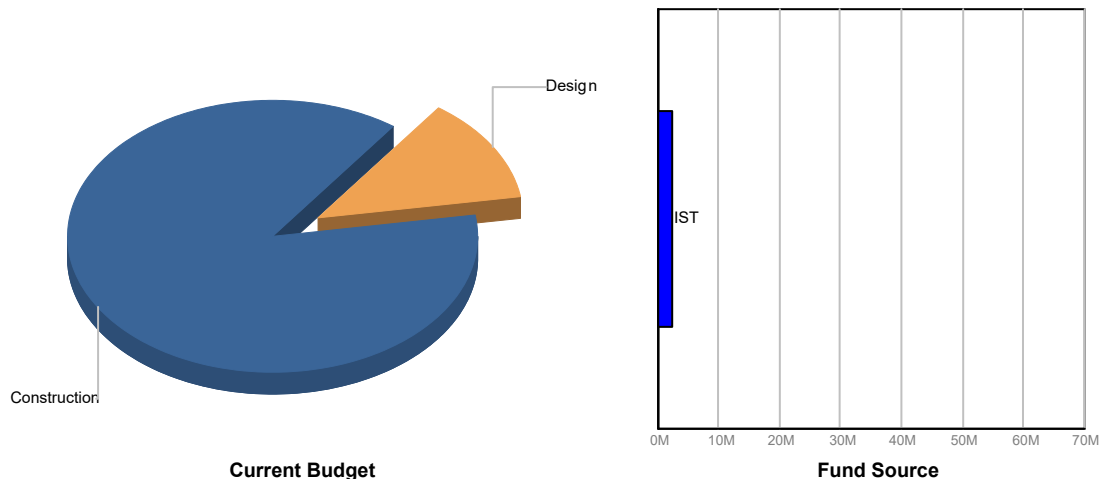
	Original	Actual
Begin Existing Site Surveys	1/29/2020	1/29/2020
Complete Existing Site Surveys	6/30/2020	6/1/2021
Finalization of Existing Site Surveys	8/30/2020	8/25/2021
Design RFP Proposals Due	9/4/2020	9/10/2020
Design RFP Final Selection	10/29/2020	10/29/2020
Consultant Contract Issuance	12/14/2020	4/20/2021
Design Completion	12/31/2021	10/10/2023
Turf Supplier RFP Proposal Due	4/30/2022	6/6/2023
Turf Contract GMP Executed	9/17/2024	9/17/2024
Turf Contract Substantial Completion	1/30/2026	10/16/2025

PARTICIPATION

Consultant
 SBE 25%
 Local 25%

Contractor
 SBE 20.13%
 Local 100%

FUNDING



FINANCIAL SUMMARY

	Project Budget	Committed	% Committed	Paid To Date
	A	B	C=B/A	D
Design	\$300,000	\$299,383	99.79%	\$1,516,867
Construction	\$2,098,460	\$1,821,765	86.81%	\$15,052
TOTAL	\$2,398,460	\$2,121,148	88.44%	\$1,531,919

NOTES

GMP package submitted 7/30/2024 for 9/17/2024 BCC meeting. Project funding shortfall rectification complete. Building permit submission made May 2024; issuance expected to be prior to construction NTP. Pre-construction kick off meeting held 9/25/2024. OAC meetings held 1st and 3rd Wednesday at 10:00 AM, Notice to Proceed was issued October 21, 2024. Construction has begun with field drainage and topping stone installation complete. Turf fabric installation is complete. Punch walk was conducted and substantial completion obtained on October 16, 2025. The project is currently in the closeout phase; however, it cannot be fully closed until all projects under Master Project #19224 reach Substantial Completion.



Monthly Infrastructure Sales Tax Project Report

Large Cap Projects

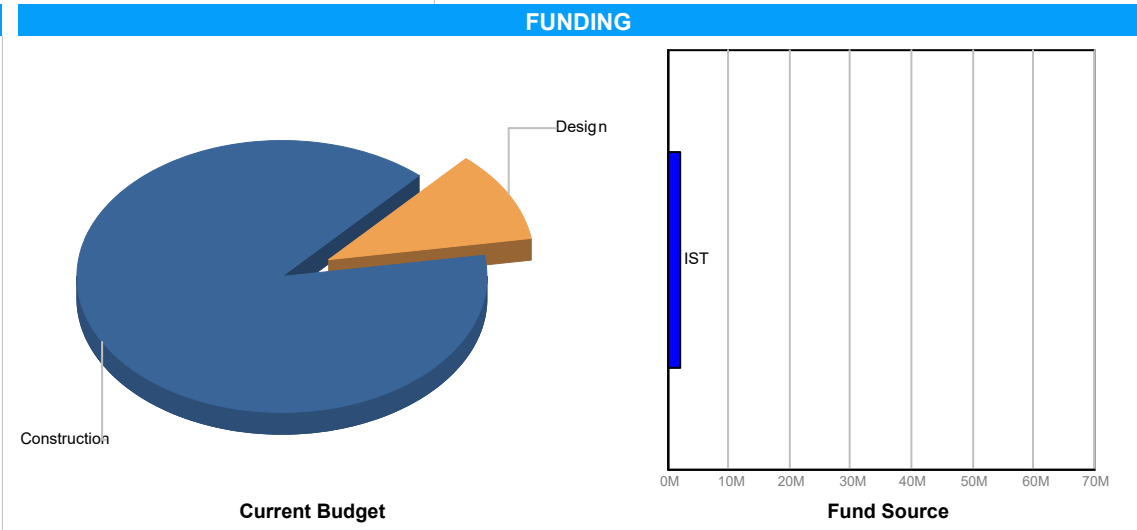
Data Date: 5/21/2026

Report Date: 5/31/2026

DESCRIPTION/TEAM	SCOPE	PHOTO
<p>Project Title: Dubois Park Var Historic Building Repair and Renovation</p> <p>Project Number: T111</p> <p>BCC District: 01</p> <p>Delivery Method: Annual Contract</p> <p>Category: P08-Public Building Repair Replacement & Expans</p> <p>Status: Construction</p> <p>Designer: Varies</p> <p>Contractor: Robling Architecture Construction</p> <p>Project Manager: Javier Torres/Benjamin Carroll</p>	<p>The project consists of relocating the Pineapple Packing House structure, wood framing repairs, roof replacement and new windows, doors, electrical and HVAC.</p> <p>IST FY 2020 - \$250,000</p> <p>IST FY 2021 - \$250,000</p> <p>IST FY 2022 - \$250,000</p> <p>IST FY 2023 - \$250,000</p> <p>IST FY 2024 - \$644,585</p> <p>IST FY 2025 - \$599,415</p>	

SCHEDULE SUMMARY		
	Original	Actual
Project Start	4/12/2021	4/12/2021
Project Completion	12/13/2021	

PARTICIPATION	
Consultant	
SBE	N/A
Local	N/A
Contractor	
SBE	10.46%
Local	100%



FINANCIAL SUMMARY				
	Project Budget	Committed	% Committed	Paid To Date
	A	B	C=B/A	D
Design	\$244,000	\$238,192	97.62%	\$103,421
Construction	\$2,004,473	\$402,266	20.07%	\$364,341
TOTAL	\$2,248,473	\$640,457	28.48%	\$467,762

NOTES

Pineapple House (\$400,000): Robling's work is complete. Pioneer House: Design Meeting #9 was held. 50% CD comments received. The Historic Preservation presentation for the ADA exemption will go through an internal review before being scheduled for future BCC meeting.



Monthly Infrastructure Sales Tax Project Report

Large Cap Projects

Data Date: 5/21/2026

Report Date: 5/31/2026

DESCRIPTION/TEAM

SCOPE

PHOTO

Project Title: Canyon District Park New Park Development
Project Number: T122
BCC District: 05
Delivery Method: CMAR
Category: N02-New Park Development
Status: Close Out
Designer: Architecture Green
Contractor: Kaufman Lynn
Project Manager: David Polson

The project consists of the construction of a 52 acre Park south of Boynton Beach Blvd, along the west side of Acme Dairy Rd. with the Canyon Lakes Communities bordering the south and west limits of the site. The park will be constructed in two phases. Phase I will need to be completed in order to transfer the multi-purpose activities that currently take place on two existing soccer fields located to the west of the park. Once transferred the old soccer fields site will become the site of the new Canyon District Library. Impact Fees \$4,755,000
 FY 2021 IST \$12,000,000
 FY 2022 IST \$12,983,740
 FY 2024 IST \$20,000,000



SCHEDULE SUMMARY

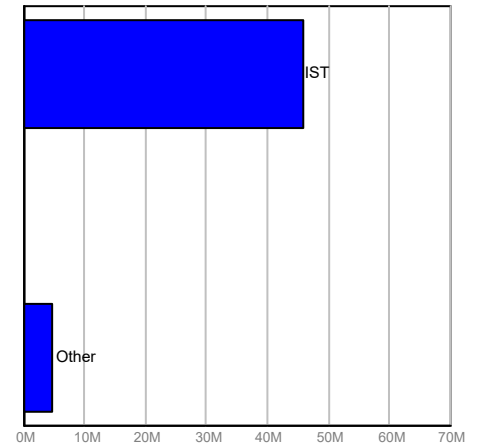
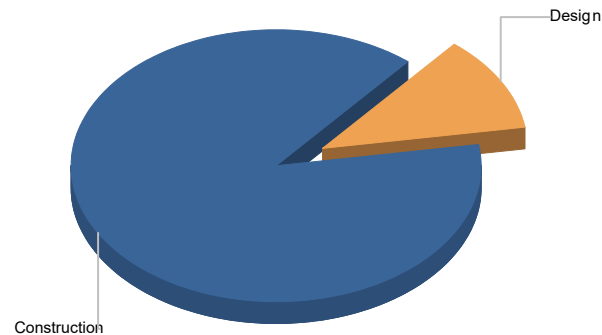
	Original	Actual
GMP Approval-Phase I	1/14/2021	5/4/2021
Construction Start-Phase I	1/27/2021	1/4/2021
Substantial Completion-Phase I	1/27/2022	9/27/2024
Substantial Completion-Phase II	1/23/2026	1/23/2026
Construction Start-Phase II	3/4/2024	8/1/2024
GMP Approval Phase 2	7/2/2024	7/2/2024

PARTICIPATION

Consultant
 SBE 75.93%
 Local 100%

Contractor
 SBE 22.32%
 Local 100%

FUNDING



Current Budget

Fund Source

FINANCIAL SUMMARY

	Project Budget	Committed	% Committed	Paid To Date
	A	B	C=B/A	D
Design	\$5,755,000	\$3,014,034	52.37%	\$3,086,306
Construction	\$44,744,462	\$40,894,515	91.40%	\$39,111,416
TOTAL	\$50,499,462	\$43,908,549	86.95%	\$42,197,722

NOTES

Phases 1 and 1A close-out are progressing. The CM is 99% complete with correcting the deficient items on the punch list. The team completed the punch walk of the 4 ballfield grass areas and accepted them on 3/24/2026. Ribbon cutting held on 4/8/26. Closeout documents are in process.



Monthly Infrastructure Sales Tax Project Report

Large Cap Projects

Data Date: 5/21/2026

Report Date: 5/31/2026

DESCRIPTION/TEAM

SCOPE

PHOTO

Project Title: Okeehetee Park South Expansion

Project Number: T125
 BCC District: 03
 Delivery Method: Annual Contract
 Category: E02-Existing Park Redevelopment or Expansion
 Status: Design
 Designer: Colome' & Associates, Inc.
 Contractor: TBD
 Project Manager: Javier Torres

Inclusion of new park amenities and accrual of funds for the development of a camping island, picnic island and RV park.
 FY21: \$1,000,000
 FY22: \$1,000,000
 FY24: \$452,010
 FY25: \$1,705,000



SCHEDULE SUMMARY

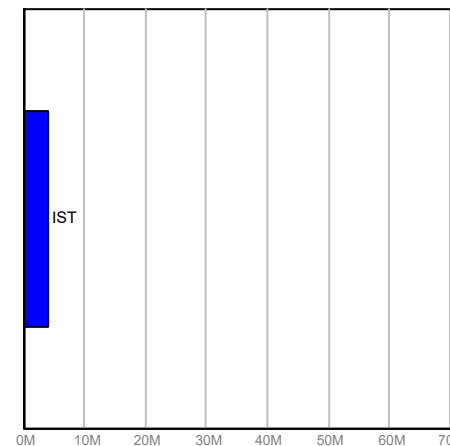
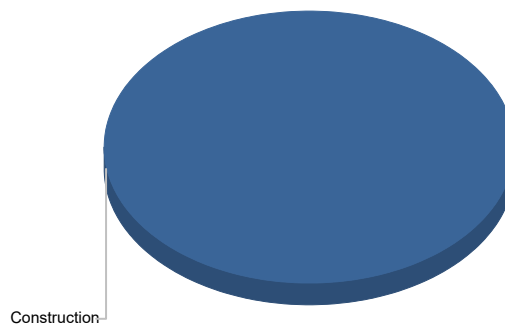
PARTICIPATION

FUNDING

	Original	Actual
Start Date	9/9/2021	2/10/2025
Completion Date	5/31/2022	
Pre-Scope Meeting	11/6/2024	11/6/2024

Consultant
 SBE 100%
 Local 100%

Contractor
 SBE TBD
 Local TBD



Current Budget

Fund Source

FINANCIAL SUMMARY

NOTES

	Project Budget	Committed	% Committed	Paid To Date
	A	B	C=B/A	D
Construction	\$4,157,010	\$81,245	1.95%	\$81,245
TOTAL	\$4,157,010	\$81,245	1.95%	\$81,245

CID has scheduled a site meeting with all key departments (ERM, Parks, Consultant & Parks) for June 11, 2026. During that meeting, we will determine exactly which trees need to be included in the survey.



Monthly Infrastructure Sales Tax Project Report

Large Cap Projects

Data Date: 5/21/2026

Report Date: 5/31/2026

DESCRIPTION/TEAM

SCOPE

PHOTO

Project Title: JPP Parks Division Office Building Addition
Project Number: T174
BCC District: 03
Delivery Method: Annual Contract
Category: P08-Public Building Repair Replacement & Expans
Status: Design
Designer: Colome' & Associates, Inc.
Contractor: TBD
Project Manager: Simon Ormsby

Permanent office space is needed to replace two (2) modular office trailers that have exceeded their useful life and are rotting . The addition would be to the current Parks Operations Administration building (trailers more than 20 years old - rotting).

FY2023 \$750,000.00
 FY2024 \$344,650.00
 FY2025 \$2,075,000.00



SCHEDULE SUMMARY

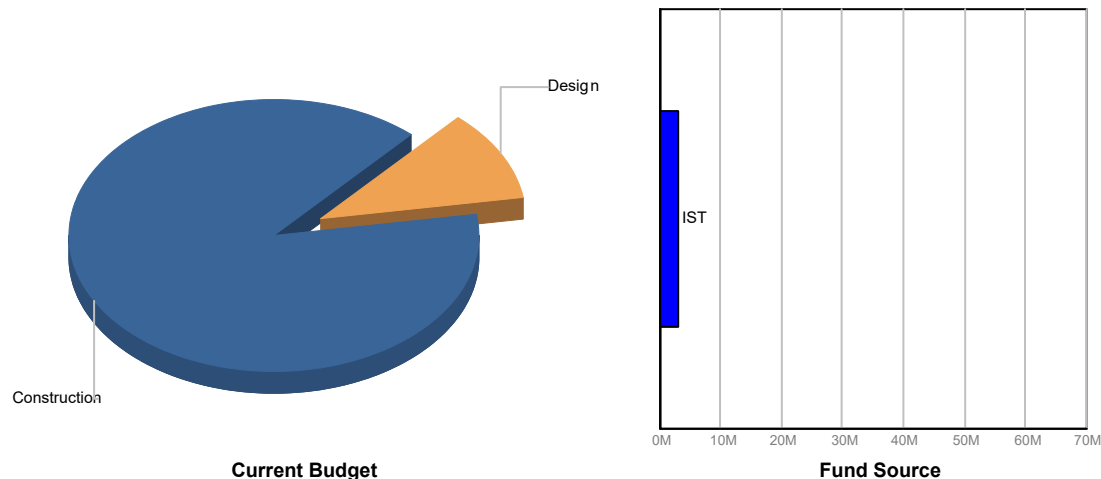
	Original	Actual
Design Proposal	11/19/2024	1/6/2025
NTP Issued	12/4/2025	12/4/2025

PARTICIPATION

Consultant
 SBE 95.31%
 Local 100%

Contractor
 SBE TBD
 Local TBD

FUNDING



FINANCIAL SUMMARY

	Project Budget	Committed	% Committed	Paid To Date
	A	B	C=B/A	D
Design	\$344,650	\$5,034	1.46%	\$5,034
Construction	\$2,825,000	\$5,226	0.18%	\$5,226
TOTAL	\$3,169,650	\$10,260	0.32%	\$10,260

NOTES

CID is currently working on the project's budget analysis and developing the overall timeline. Parks and Recreation has submitted the questionnaire, and the final version is expected soon. Over the next month, CID will continue coordinating with the user group and Facilities to align the project scope, funding, and deliverables.



Monthly Infrastructure Sales Tax Project Report

Large Cap Projects

Data Date: 5/21/2026

Report Date: 5/31/2026

DESCRIPTION/TEAM

SCOPE

PHOTO

Project Title: Glades Pioneer Park Athletic Field Renovation
Project Number: T175
BCC District: 06
Delivery Method: CMAR
Category: A06-Athletic Field Renovations
Status: Construction
Designer: Florida Transportation Engineering
Contractor: LTG Sports Turf One
Project Manager: David Polson

Athletic facility improvement to Glades Pioneer Park will allow for year-round use of football/soccer fields. High quality artificial surfacing will provide an excellent facility for youth and allow for minimal downtime for positive youth activities.
Funded:
 FY 2021 \$210,000
 FY 2023 \$1,009,000
 FY 2024 \$2,824,756



SCHEDULE SUMMARY

	Original	Actual
Begin Existing Site Surveys	1/29/2020	1/29/2020
Complete Existing Site Surveys	6/30/2020	5/18/2020
Finalization of Existing Site Surveys	8/30/2020	9/18/2020
Design RFP Final Selection	10/29/2020	10/29/2020
Consultant Contract Issuance	12/14/2020	9/17/2024
Design Completion	12/31/2021	10/10/2023
Turf Supplier RFP Proposal Due	4/30/2022	6/6/2023
Turf Supplier Contract Executed	9/8/2023	9/8/2023
Turf Contract GMP Executed	9/17/2024	9/17/2024
Turf Contract Substantial Completion	2/5/2026	2/5/2026

PARTICIPATION

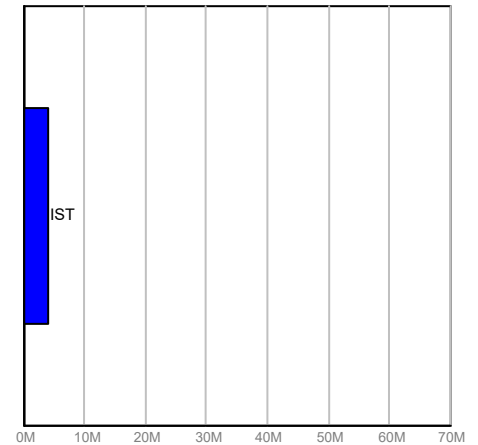
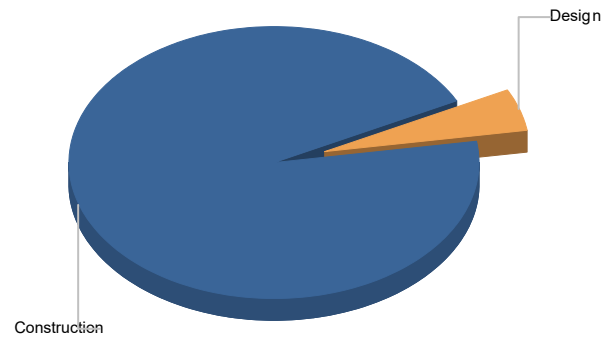
Consultant

SBE 25%
 Local 25%

Contractor

SBE 20.13%
 Local 100%

FUNDING



Current Budget

Fund Source

FINANCIAL SUMMARY

	Project Budget	Committed	% Committed	Paid To Date
	A	B	C=B/A	D
Design	\$204,709	\$195,730	95.61%	\$176,052
Construction	\$3,839,047	\$3,343,915	87.10%	\$1,846,645
TOTAL	\$4,043,756	\$3,539,644	87.53%	\$2,022,696

NOTES

GMP package was submitted on 7/30/2024 for the 9/17/2024 BCC meeting. The building permit was submitted in May 2024. A pre construction kickoff meeting was held on 9/25/2024. OAC meetings are held on the 1st and 3rd Wednesday of each month at 10:00 AM. The Notice to Proceed was issued on 10/21/2024. Turf carpet installation is complete. Substantial completion punchlist walked performed on 2/5/2026. Substantial completion obtained on 2/5/2026. The project is currently in the closeout phase and cannot be closed out until all projects under Project #19224 have reached substantial completion.



Monthly Infrastructure Sales Tax Project Report

Large Cap Projects

Data Date: 5/21/2026

Report Date: 5/31/2026

DESCRIPTION/TEAM


SCOPE

PHOTO

Project Title: North County Pool Facility Repairs and Renovation
Project Number: T176
BCC District: 01
Delivery Method: Annual Contract
Category: A02-Aquatic Facility Repair and Replacement
Status: Construction
Designer: Architecture Green
Contractor: Messam
Project Manager: Simon Ormsby

Public aquatic facility overdue for large scale capital repair and renovation - renovations would include restroom/locker-room renovation, resurfacing and coping repairs, baby pool replacement with water feature and shade structures. We receive many public complaints about the structural design of and capital condition of the restrooms.

 FY2023 \$2,062,000.00, FY2024 \$251,564.00 and FY2026 \$6,913,000



SCHEDULE SUMMARY

	Original	Actual
Pre-scope walk through	5/23/2023	6/2/2023
Phase 1 Design Start: Pool Renovations	2/16/2024	2/16/2024
Phase 2 Design: Restrooms/Lockers	6/24/2024	7/31/2024
Permit	6/16/2025	
Construction Start	10/28/2025	2/9/2026

PARTICIPATION

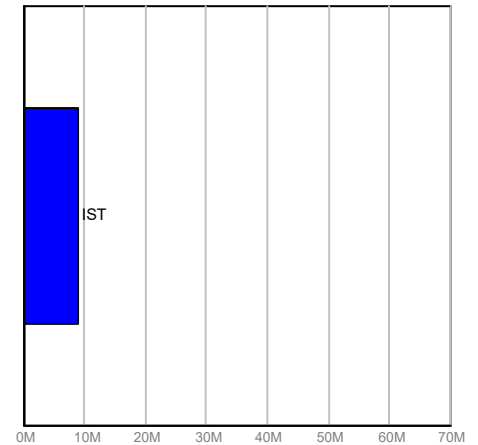
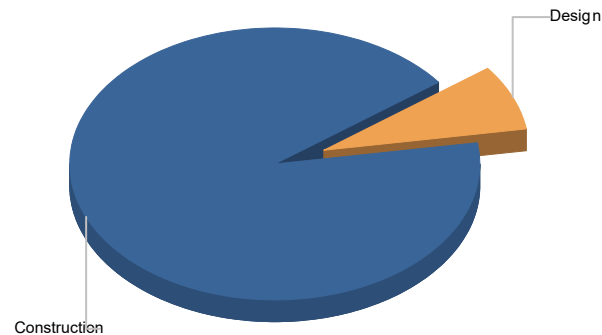
Consultant

SBE 100%
 Local 100%

Contractor

SBE 36.3%
 Local 100%

FUNDING



Current Budget

Fund Source

FINANCIAL SUMMARY

	Project Budget	Committed	% Committed	Paid To Date
	A	B	C=B/A	D
Design	\$700,000	\$704,990	100.71%	\$567,779
Construction	\$8,326,564	\$3,138,692	37.69%	\$185,051
TOTAL	\$9,026,564	\$3,843,682	42.58%	\$752,830

NOTES

Work this period continues to focus on restroom demolition and early rough in . In the women's room, demolition is complete, sanitary piping has been installed in the existing chase, and dowel drilling for new concrete curbs is ongoing. Wall furring has also begun. In the men's room, under slab plumbing is complete, wall furring is progressing, and floor saw cutting is finished. Regular OAC meetings continue to be held biweekly.



Monthly Infrastructure Sales Tax Project Report

Large Cap Projects

Data Date: 5/21/2026

Report Date: 5/31/2026

DESCRIPTION/TEAM

SCOPE

PHOTO

Project Title: Coconut Cove Waterpark Facility Repairs and Renovation
Project Number: T177
BCC District: 05
Delivery Method: Annual Contract
Category: A02-Aquatic Facility Repair and Replacement
Status: Design
Designer: Song & Associates
Contractor: TBD
Project Manager: Eric Chimienti

Repairs and renovations include replacement of play structure in zero depth playground, restroom refurbishment, replace old leaking concession tiki hut with a concession building, classroom and birthday party room renovation, replace old chairs/deck lounge chairs. Upgrades are necessary to maintain business operations and no loss in revenue.
 IST Funded: FY2023\$1,449,000.00 and FY2024 \$176,778



SCHEDULE SUMMARY

	Original	Actual
Design Start	10/15/2024	

PARTICIPATION

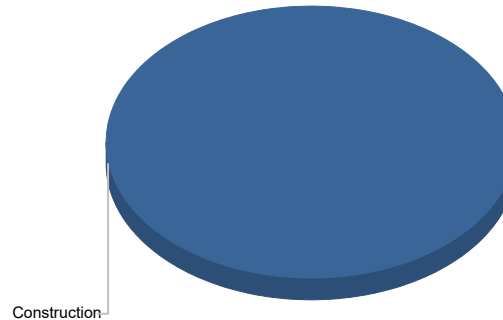
Consultant

SBE TBD
 Local TBD

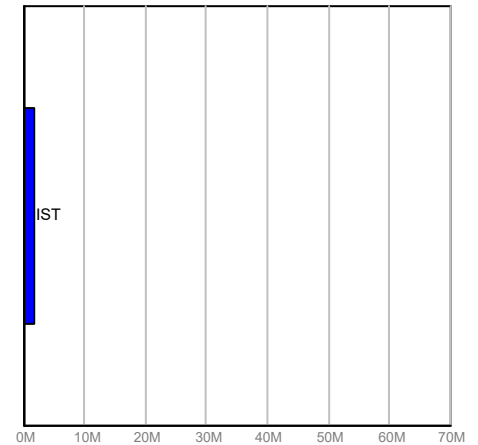
Contractor

SBE TBD
 Local TBD

FUNDING



Current Budget



Fund Source

FINANCIAL SUMMARY

	Project Budget	Committed	% Committed	Paid To Date
	A	B	C=B/A	D
Construction	\$1,625,778	\$3,291	0.20%	\$3,291
TOTAL	\$1,625,778	\$3,291	0.20%	\$3,291

NOTES

Received the reviewed proposal back with a few corrections for one of Song & Associates sub-consultants. Forwarded the proposal to Song & Associates for revisions on 6/4/26.



Monthly Infrastructure Sales Tax Project Report

Large Cap Projects

Data Date: 5/21/2026

Report Date: 5/31/2026

DESCRIPTION/TEAM

SCOPE

PHOTO

Project Title: JPP Maintenance Compound Var Building Replacement
Project Number: T194
BCC District: 03
Delivery Method: Annual Contract
Category: P08-Public Building Repair Replacement & Expans
Status: Design
Designer: Colome' & Associates, Inc.
Contractor: TBD
Project Manager: Simon Ormsby

JPP Maintenance Compound Various Building Replacement needed to provide adequate equipment storage, breakroom space for employees and maintenance operation office in this large Regional Park.

IST Funded FY25: \$2,737,680



SCHEDULE SUMMARY

	Original	Actual
Design Proposal	11/19/2024	1/6/2025
NTP Issued	12/4/2025	12/4/2025

PARTICIPATION

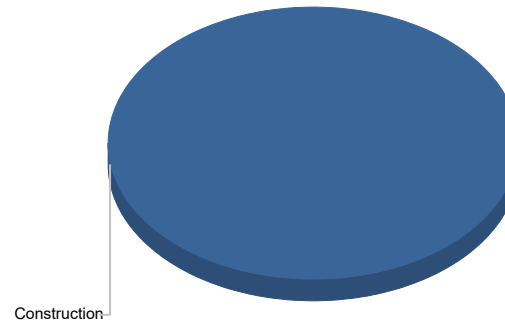
Consultant

SBE 95.31%
 Local 100%

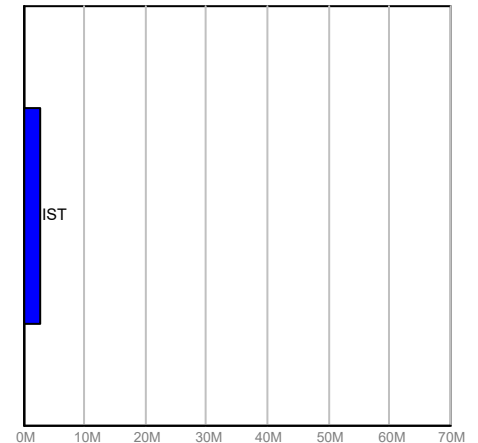
Contractor

SBE TBD
 Local TBD

FUNDING



Current Budget



Fund Source

FINANCIAL SUMMARY

	Project Budget	Committed	% Committed	Paid To Date
	A	B	C=B/A	D
Design	\$0	\$0	0.00%	\$0
Construction	\$2,737,680	\$202,478	7.40%	\$11,289
TOTAL	\$2,737,680	\$202,478	7.40%	\$11,289

NOTES

CID is currently working on the project's budget analysis and developing the overall timeline. Parks and Recreation has submitted the questionnaire, and the final version is expected soon. Over the next month, CID will continue coordinating with the user group and Facilities to align the project scope, funding, and deliverables.



Monthly Infrastructure Sales Tax Project Report

Large Cap Projects

Data Date: 5/21/2026

Report Date: 5/31/2026

DESCRIPTION/TEAM

SCOPE

PHOTO

Project Title: Calypso Bay Waterpark Facility Repairs and Renovation
Project Number: T195
BCC District: 06
Delivery Method: Annual Contract
Category: A02-Aquatic Facility Repair and Replacement
Status: Design
Designer: Colome' & Associates, Inc.
Contractor: TBD
Project Manager: Simon Ormsby

Replace the play structure, the tiki hut with a permanent building, the shade structure in the competitive pool area and install a new shade structure in front of the admission building. If funding permits, additional work could include new pavilions in the north parking lot area.

IST Funded: FY24 \$1,783,531



SCHEDULE SUMMARY

	Original	Actual
Project Start	5/1/2024	5/1/2024
Design Start	12/19/2024	

PARTICIPATION

Consultant

SBE TBD

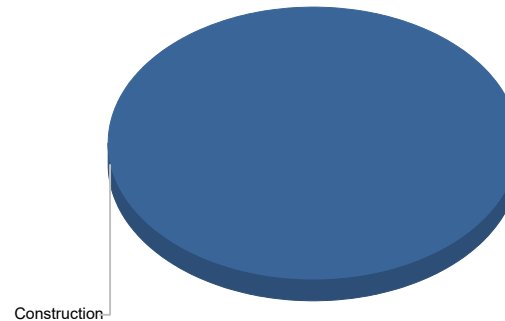
Local TBD

Contractor

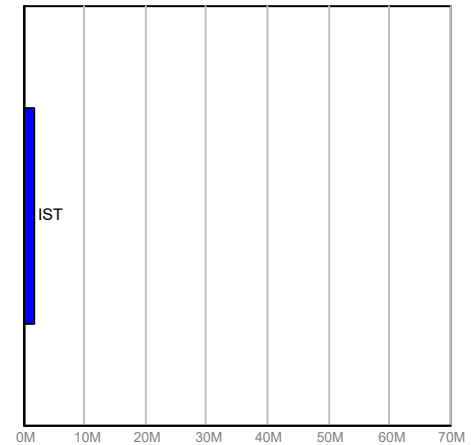
SBE TBD

Local TBD

FUNDING



Current Budget



Fund Source

FINANCIAL SUMMARY

	Project Budget	Committed	% Committed	Paid To Date
	A	B	C=B/A	D
Construction	\$1,783,531	\$5,395	0.30%	\$5,395
TOTAL	\$1,783,531	\$5,395	0.30%	\$5,395

NOTES

Project budget and timeline are still on hold and will be finalized once Parks and Recreation confirms available funding. Over the next month, CID will continue coordinating with the user group and Facilities to align the project scope, funding, and deliverables while reviewing the current status of all project components.



Monthly Infrastructure Sales Tax Project Report

Large Cap Projects

Data Date: 5/21/2026

Report Date: 5/31/2026

DESCRIPTION/TEAM

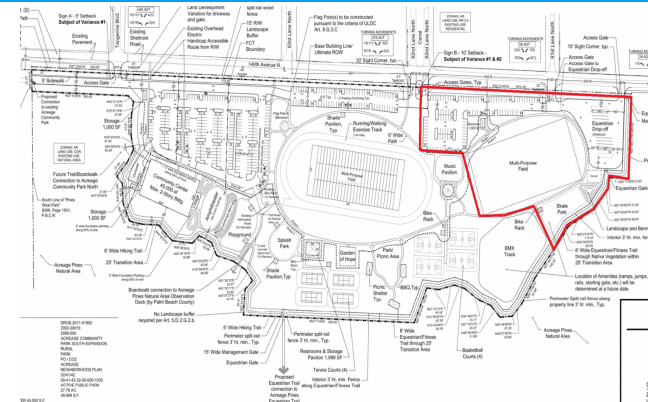
Project Title: Acreage Community Park Expansion

Project Number: T203
 BCC District: 06
 Delivery Method: TBD
 Category: E02-Existing Park Redevelopment or Expansion
 Status: Construction
 Designer: Cotleur & Hearing
 Contractor: LandTek(LTG)
 Project Manager: ITID/Bob Hamilton

SCOPE

The project originally consisted of construction of a community/recreation center within Acreage Community Park. The project as now proposed consists of a synthetic turf multi-purpose field, state park, equestrian drop-off area and support infrastructure.
 IST FY23 \$3,000,000

PHOTO



SCHEDULE SUMMARY

	Original	Actual
Project Start	10/21/2021	10/7/2024
Permit	1/30/2025	3/17/2025
Construction Start	8/4/2025	9/29/2025

PARTICIPATION

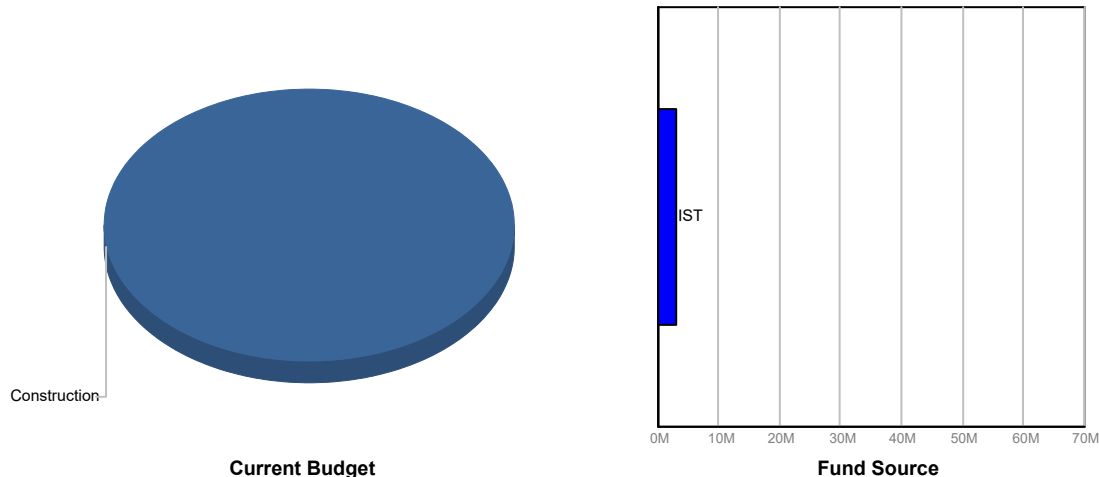
Consultant

SBE N/A
 Local N/A

Contractor

SBE N/A
 Local N/A

FUNDING



FINANCIAL SUMMARY

	Project Budget	Committed	% Committed	Paid To Date
	A	B	C=B/A	D
Design	\$0	\$0	0.00%	\$0
Construction	\$3,000,000	\$3,000,000	100.00%	\$1,935,545
Other	\$0	\$0	0.00%	\$0
TOTAL	\$3,000,000	\$3,000,000	100.00%	\$1,935,545

NOTES

Project is completed and field is open to public. ITID is working on closeout documentation.