



# Monthly Infrastructure Sales Tax Project Report

## Large Cap Projects

Data Date: 4/16/2026

Report Date: 4/30/2026

### DESCRIPTION/TEAM

### SCOPE

### PHOTO

**Project Title:** Headquarters R&R

Project Number: 11206  
 BCC District: 03  
 Delivery Method: Construction Management  
 Category: S06-Sheriff - FDO  
 Status: Close Out  
 Designer: Leo Daly  
 Contractor: Kast Construction  
 Project Manager: Terri Wolfe

The project consists of the exterior hardening of the entire building consisting of new exterior walls, impact resistant doors and windows, roof replacement and structural tie-ins as well as the R&R of all major building systems and interior renovation of approx. 75% of the building. As part of the project, the Board has also approved the temp. relocation of employees occupying approx. 70% of the space to ensure continuity of operations during the construction, reduce the overall duration of the project and therefore total project cost. This project is funded in:  
 FY 2017 IST \$1,600,000, FY 2019 IST \$11,047,000  
 FY 2020 IST \$10,835,000, FY 2021 IST \$17,620,000  
 FY 2022 IST \$6,577,994  
 Ad Valorem Fund Allocated to date \$8,953,189



### SCHEDULE SUMMARY

	Original	Actual
Project Start	3/14/2016	3/14/2016
Design Start	5/9/2017	5/9/2017
Construction Start	1/31/2019	3/22/2021
Substantial Completion	8/23/2022	12/8/2023
Project Completion	3/24/2023	

### PARTICIPATION

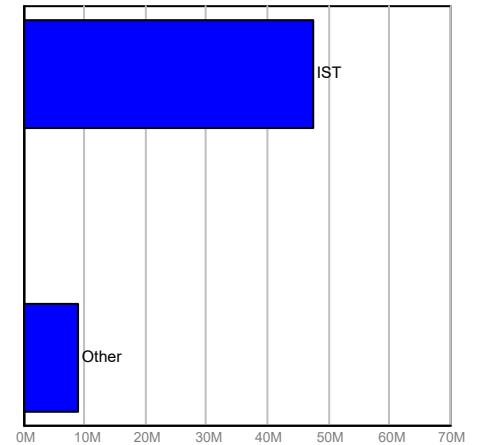
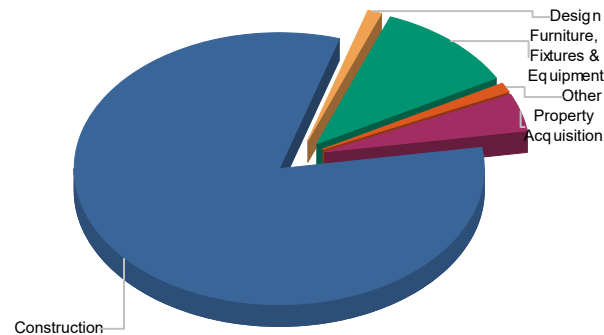
#### Consultant

SBE 24.71%  
 Local 100%

#### Contractor

SBE 12.75%  
 Local 100%

### FUNDING



Current Budget

Fund Source

### FINANCIAL SUMMARY

	Project Budget	Committed	% Committed	Paid To Date
	A	B	C=B/A	D
Property Acquisition	\$2,537,653	\$2,478,256	97.66%	\$2,537,653
Design	\$667,425	\$83,588	12.52%	\$83,588
Construction	\$46,514,675	\$45,679,256	98.20%	\$45,672,332
Furniture, Fixtures & Equipment	\$6,365,963	\$5,381,821	84.54%	\$5,304,157
Other	\$544,108	\$469,421	86.27%	\$417,736
<b>TOTAL</b>	<b>\$56,629,824</b>	<b>\$54,092,343</b>	<b>95.52%</b>	<b>\$54,015,467</b>

### NOTES

Final pay app #41 is still pending. Kast, Frontier Fire, and PBSO met on site to plan the 2nd-floor pre-action system repair, scheduled for mid-May 2026. Completing this work will resolve missing close-out documents. Kast has also provided a \$36K scope to supply the remaining items needed for OCI to close out the project.



# Monthly Infrastructure Sales Tax Project Report

## Large Cap Projects

Data Date: 4/16/2026

Report Date: 4/30/2026

### DESCRIPTION/TEAM

### SCOPE

### PHOTO

**Project Title:** Ocean Inlet Park and Marina Renovation

Project Number: 13367  
 BCC District: 04  
 Delivery Method: Hard Bid  
 Category: P08-Public Building Repair Replacement & Expans  
 Status: Construction  
 Designer: Alan Gerwig & Associates, Inc.  
 Contractor: Poseidon  
 Project Manager: Rich Avery

The project consists of the replacement of marina components as well as new components including bulkhead wall, floating docks, floating finger docks, fixed dock, boat lifts, floating wave attenuator, landscaping, and replacement of the current Marina/Restroom and concession buildings. The project will be constructed in two phases. Phase one will consist of marina bulkhead, dock reconstruction and wave attenuator construction. The remaining scope to be completed during phase 2.

Total available funding for this project consists of \$2,500,000 FY18 IST funds, \$2,500,000 FY20 Find Grant funds, \$3,200,000 FY23 IST funds, and \$5,408,000 FY24 IST funds.



### SCHEDULE SUMMARY

	Original	Actual
Phase I Start	2/5/2018	2/4/2018
Design Start	10/22/2018	10/22/2018
Construction Start	12/3/2019	11/1/2021
Substantial Completion	11/1/2022	7/8/2024

### PARTICIPATION

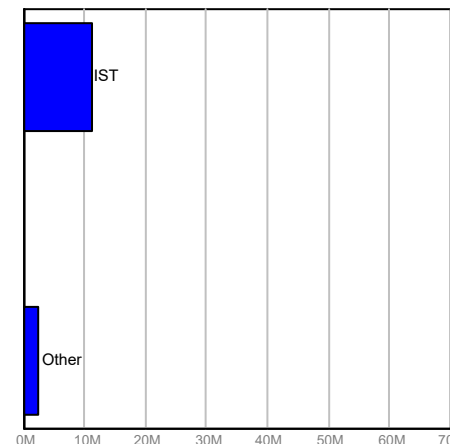
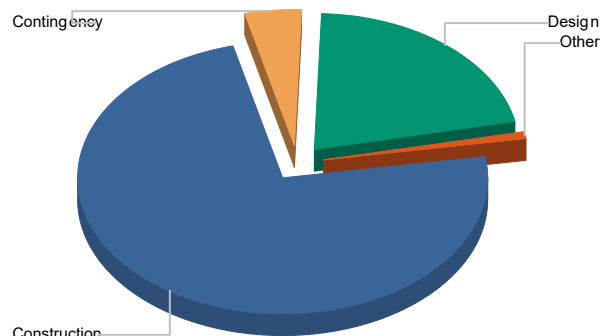
**Consultant**

SBE 82.50%  
 Local 100%

**Contractor**

SBE 92.67%  
 Local 92.67%

### FUNDING



### FINANCIAL SUMMARY

	Project Budget	Committed	% Committed	Paid To Date
	A	B	C=B/A	D
Design	\$2,900,600	\$355,555	12.26%	\$314,034
Construction	\$10,027,806	\$1,811,636	18.07%	\$1,701,443
Other	\$108,500	\$136,715	126.00%	\$136,702
Contingency	\$600,000	\$0	0.00%	\$0
<b>TOTAL</b>	<b>\$13,636,906</b>	<b>\$2,303,906</b>	<b>16.89%</b>	<b>\$2,152,180</b>

### NOTES

Phase 1 of the project was divided into two sub phases, Phase 1 A and Phase 1B. Phase 1A, which is substantially complete, consists of the bulkhead wall replacement, municipal dock and boat lifts replacement, and installation of a floating day use dock. There are safety concerns with the floating day use dock that has yet to be resolved which, until resolved, prevents moving forward with Phase 1B. Phase 1B consists of the installation of a main floating marina dock, and a wave attenuator. CID is working to resolve the disputed COs. Negotiations continue with the design consultant regarding the floating day dock redesign.



# Monthly Infrastructure Sales Tax Project Report

## Large Cap Projects

Data Date: 4/16/2026

Report Date: 4/30/2026

### DESCRIPTION/TEAM

### SCOPE

### PHOTO

**Project Title:** Evidence Building

Project Number: 14218  
 BCC District: 03  
 Delivery Method: Construction Management  
 Category: S06-Sheriff - FDO  
 Status: Construction  
 Designer: Leo Daly  
 Contractor: Pirtle Construction  
 Project Manager: Jeffrey Halverson

The project includes construction of a new two-story, 87,000 GSF Evidence Storage, Crime Scene, and Crime Lab Facility, along with a 12,000 GSF metal building for impounded vehicle storage. The main facility will support the Sheriff's Office by housing seized property, administrative offices, evidence processing, and forensic operations. Security features include monitored cameras, motion detectors, and restricted electronic access logging. The site spans 16 acres and will feature secure garage bays capable of storing large vehicles (up to 56' trailers), public and staff parking, and a fenced, gated impound lot with 350 surface spaces. IST Funding: FY17: \$4,395,000, FY18: \$13,202,000, FY19: \$3,739,540, FY25: \$3.53M, and Other Funds: \$10,217,539.50.



Palm Beach County Sheriff's Office Forensic Facility



### SCHEDULE SUMMARY

	Original	Actual
Project Start	3/30/2016	12/21/2016
Design Start	6/28/2017	6/28/2017
Construction Start	7/5/2018	4/29/2019
Substantial Completion	11/5/2019	10/30/2020
Project Completion	11/26/2019	

### PARTICIPATION

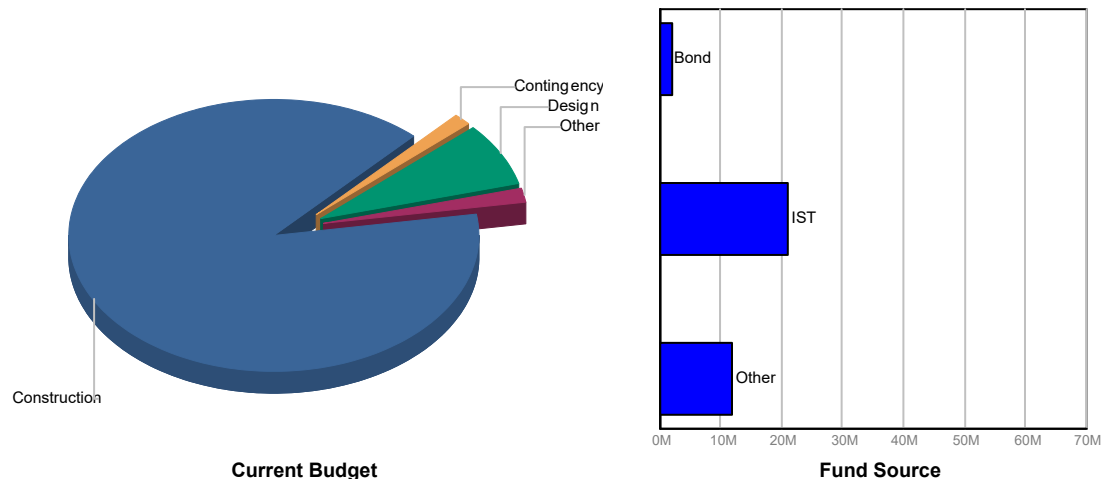
**Consultant**

SBE 33.21%  
 Local 78.96%

**Contractor**

SBE 21.60%  
 Local 55%

### FUNDING



### FINANCIAL SUMMARY

	Project Budget	Committed	% Committed	Paid To Date
	A	B	C=B/A	D
Design	\$2,656,516	\$2,576,516	96.99%	\$2,495,934
Construction	\$31,333,137	\$27,859,527	88.91%	\$27,575,788
Furniture, Fixtures & Equipment	\$0	\$0	0.00%	\$0
Other	\$602,158	\$602,158	100.00%	\$602,158
Contingency	\$492,268	\$492,268	100.00%	\$492,268
<b>TOTAL</b>	<b>\$35,084,079</b>	<b>\$31,530,469</b>	<b>89.87%</b>	<b>\$31,166,148</b>

### NOTES

Construction is approximately 95% complete. The dehumidifier still needs to be installed, and the CM is waiting for the architect's direction on venting. Once this is resolved, a Certificate of Completion will be issued, followed by a test period to confirm performance.



# Monthly Infrastructure Sales Tax Project Report

## Large Cap Projects

Data Date: 4/16/2026

Report Date: 4/30/2026

### DESCRIPTION/TEAM

### SCOPE

### PHOTO

**Project Title:** CR 880 Canal Bank Stabilization

Project Number: 1448  
 BCC District: 06  
 Delivery Method: Bid Contract Award  
 Category: C02-CR 880 Canal Bank Stabilization  
 Status: Construction  
 Designer: Wantman Group  
 Contractor: Dickerson Florida, Inc.  
 Project Manager: Holly Knight

This project will repair, restore, and stabilize the embankment along a portion of County Road 880. The South Florida Water Management District's L-13 Canal parallels and is very close to County Road 880. The embankment area for County Road 880 to the canal is minimal. The undermining of the County Road 880 embankment continues due to storm events and increased South Florida Water Management District pumping and has progressively deteriorated. Repair of the embankment is necessary to prevent the eventual collapse of County Road 880 and to ensure the integrity of County Road 880 and provide a safe roadway for the public.  
 IST Funds: FY17 \$1,000,000 FY18 \$2,000,000 FY24 \$2,000,000.



### SCHEDULE SUMMARY

	Original	Actual
Construction Notice to Proceed	6/5/2017	6/5/2017
Phase III Construction Complete	11/2/2017	10/20/2017
Phase IV-Construction Notice to Proceed	6/1/2018	7/9/2018
Phase IV-Construction Complete	12/1/2018	3/27/2019
Phase V-Construction Notice to Proceed	6/1/2019	7/1/2019
Phase V-Construction Complete	12/1/2019	11/20/2019

### PARTICIPATION

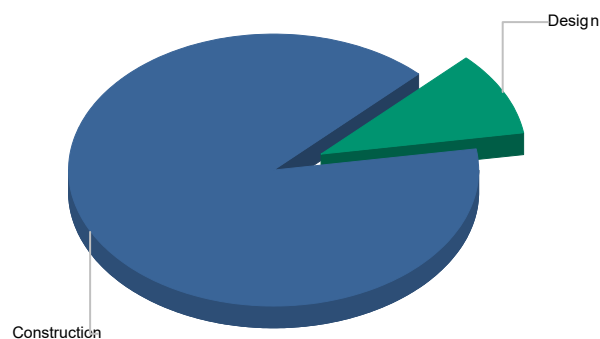
#### Consultant

SBE 15%  
 Local 100%

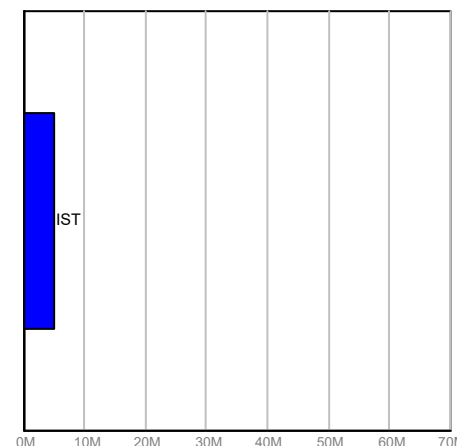
#### Contractor

SBE 23.4%  
 Local 23.4%

### FUNDING



Current Budget



Fund Source

### FINANCIAL SUMMARY

	Project Budget	Committed	% Committed	Paid To Date
	A	B	C=B/A	D
Design	\$500,000	\$75,698	15.14%	\$75,698
Construction	\$4,500,000	\$2,544,219	56.54%	\$2,318,489
Contingency	\$0	\$0	0.00%	\$0
<b>TOTAL</b>	<b>\$5,000,000</b>	<b>\$2,619,917</b>	<b>52.40%</b>	<b>\$2,394,188</b>

### NOTES

Phases I and II (constructing adjacent locations) were completed in FY 2015 and FY 2016 using non-IST funding. Phase III construction is funded at \$1,000,000 in FY 2017. Construction for Phases IV & V are funded at \$2,000,000 in FY 2018. Construction is complete for Phases III, IV and V. Phase VI construction is delayed pending design review/revision and bid process.



# Monthly Infrastructure Sales Tax Project Report

## Large Cap Projects

Data Date: 4/16/2026

Report Date: 4/30/2026

### DESCRIPTION/TEAM

### SCOPE

### PHOTO

**Project Title:** 6th Ave. So. over Lake Osborne (LWDD E-4 Canal)(S Br/ East bound) (934307)  
**Project Number:** 1464  
**BCC District:** 03  
**Delivery Method:** Design CCNA  
**Category:** B08-Bridge Replacements  
**Status:** Close Out  
**Designer:** Stantec  
**Contractor:** Ranger  
**Project Manager:** Will Carey

This project will replace an existing bridge that was built over 50 years ago. The new bridge will improve traffic safety (lane widths, bike lanes and barrier walls), improve roadway drainage, and enhance pedestrian sidewalk safety. The new bridge will also provide greater vertical clearance.



### SCHEDULE SUMMARY

	Original	Actual
Design Contract Notice to Proceed	7/17/2018	7/17/2018
Design Completion	12/1/2020	2/14/2021
Construction Bid Date	3/1/2021	5/4/2021
Construction Start	12/1/2021	2/14/2022
Construction Complete	5/1/2024	9/30/2025

### PARTICIPATION

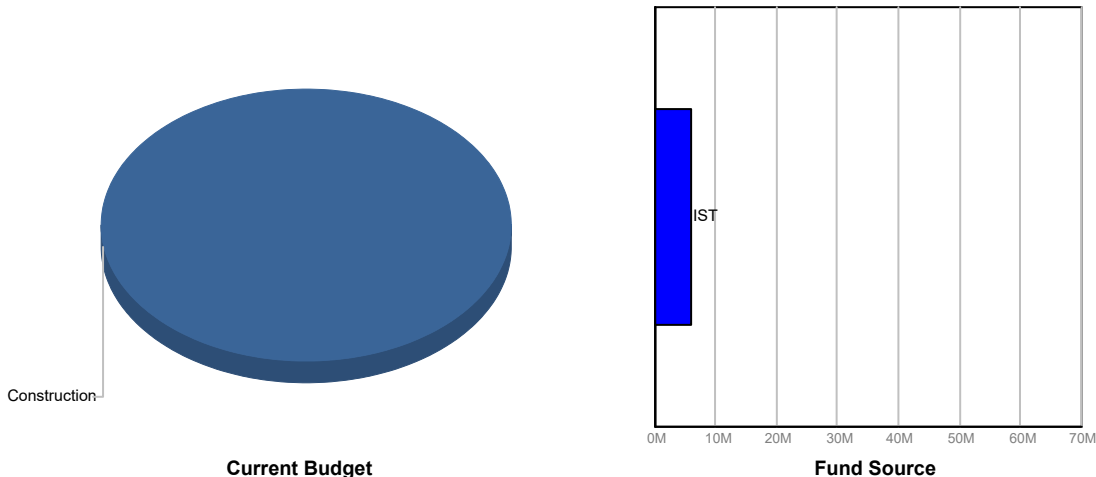
#### Consultant

SBE 25%  
 Local 100%

#### Contractor

SBE 11%  
 Local 100%

### FUNDING



### FINANCIAL SUMMARY

	Project Budget	Committed	% Committed	Paid To Date
	A	B	C=B/A	D
Construction	\$6,000,000	\$5,907,670	98.46%	\$5,761,982
<b>TOTAL</b>	<b>\$6,000,000</b>	<b>\$5,907,670</b>	<b>98.46%</b>	<b>\$5,761,982</b>

### NOTES

This project is funded with 5-Year Road Program (RP) funding and IST funding. Design (using RP funds) is complete. The project was bid on 5/4/21 - with low bid of \$ 11.1m The IST partially funds the construction of the project at \$6m in FY 2020. Construction is complete - working on close-out documents.



# Monthly Infrastructure Sales Tax Project Report

## Large Cap Projects

Data Date: 4/16/2026

Report Date: 4/30/2026

### DESCRIPTION/TEAM

### SCOPE

### PHOTO

**Project Title:** CR 880 (Old SR 80) Over C-51 Canal (930940)  
**Project Number:** 1480  
**BCC District:** 06  
**Delivery Method:** Design CCNA  
**Category:** B08-Bridge Replacements  
**Status:** Design  
**Designer:** Alan Gerwig & Assoc.  
**Contractor:** TBD (Bid)  
**Project Manager:** Maroun Azzi

This project will replace an existing bridge that was built over 80 years ago. The new bridge will improve traffic safety (lane widths and vehicle barrier walls). The current bridge is weight restricted.



### SCHEDULE SUMMARY

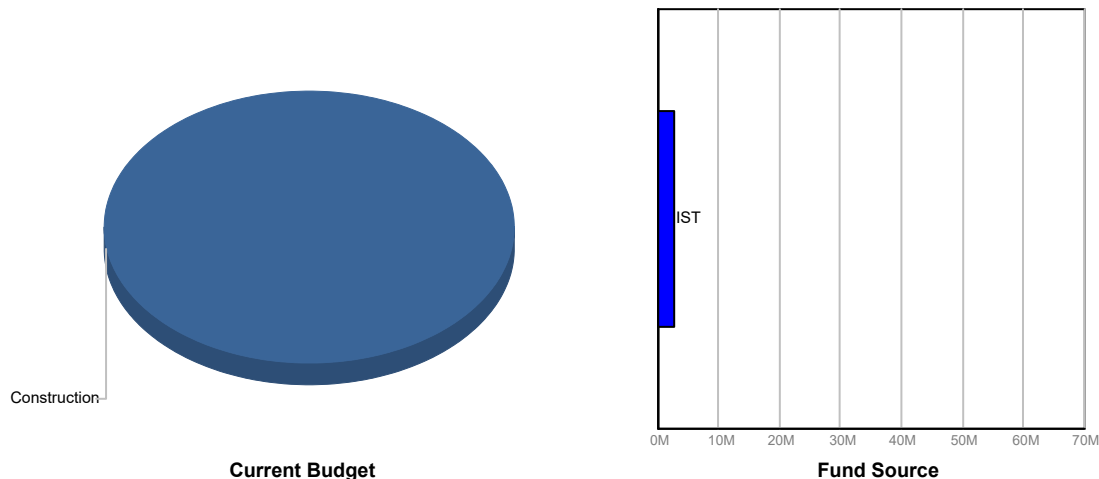
	Original	Actual
Design Contract Notice to Proceed	11/9/2018	11/9/2018
Design Completion	12/1/2026	
Construction Bid Date	4/1/2027	
Construction Start	9/1/2027	
Construction Complete	6/1/2029	

### PARTICIPATION

**Consultant**  
 SBE 94.3%  
 Local 100%

**Contractor**  
 SBE TBD  
 Local TBD

### FUNDING



### FINANCIAL SUMMARY

	Project Budget	Committed	% Committed	Paid To Date
	A	B	C=B/A	D
Construction	\$2,700,000	\$13,710	0.51%	\$13,710
<b>TOTAL</b>	<b>\$2,700,000</b>	<b>\$13,710</b>	<b>0.51%</b>	<b>\$13,710</b>

### NOTES

This project is funded with 5-Year Road Program (RP) funding and IST funding. Design (using 5-Year RP funds) is ongoing (80% complete). The construction of the project is currently estimated at \$5.8m. The IST partially funds the construction of the project at \$2.7m in FY 2019. The project is currently scheduled to begin construction in late FY27. The scheduled dates have been revised to depict design and permitting delays.



# Monthly Infrastructure Sales Tax Project Report

## Large Cap Projects

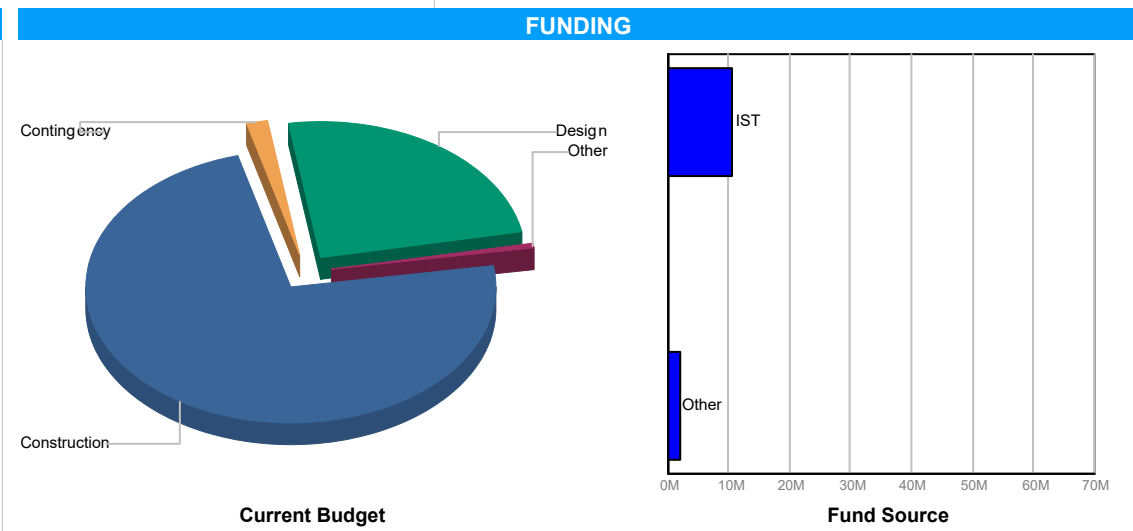
Data Date: 4/16/2026

Report Date: 4/30/2026

DESCRIPTION/TEAM	SCOPE	PHOTO
<p><b>Project Title: Main Detention Center Electronics</b></p> <p>Project Number: 15218            BCC District: 03            Delivery Method: Construction Management            Category: S06-Sheriff - FDO            Status: Construction            Designer: Leo A. Daly            Contractor: Hedrick Brothers Construction            Project Manager: Jeffrey Halverson</p>	<p>Phase II - Electronics for the South, East, and West Towers at the Main Detention Center, which have continually operated since the early 1980's. These systems include door controls, intercom, nurse's call system, CCTV, upgrade of EST3 software for fire alarm and new infrastructure for the future expansion of the CCTV system.</p> <p>Main Detention Center Electronics (B594) IST Funding            FY 2017 IST \$5,600,000            FY 2018 IST \$4,700,000            FY 2024 IST \$ 1,256,600            Ad Valorem \$1,021,161</p>	

SCHEDULE SUMMARY		
	Original	Actual
Project Start	7/9/2015	6/9/2015
Design Start	6/21/2016	6/21/2016
Construction Start	3/19/2018	5/17/2018
Substantial Completion	3/15/2022	8/10/2020
Project Completion	6/30/2022	

PARTICIPATION	
<b>Consultant</b>	
SBE	22.60%
Local	67%
<b>Contractor</b>	
SBE	76.79%
Local	80%



FINANCIAL SUMMARY				
	Project Budget	Committed	% Committed	Paid To Date
	A	B	C=B/A	D
Design	\$3,096,507	\$3,053,730	98.62%	\$2,933,781
Construction	\$9,210,331	\$7,227,727	78.47%	\$7,227,727
Furniture, Fixtures & Equipment	\$0	\$0	0.00%	\$0
Other	\$55,740	\$62,260	111.70%	\$62,260
Contingency	\$215,183	\$0	0.00%	\$0
<b>TOTAL</b>	<b>\$12,577,761</b>	<b>\$10,343,717</b>	<b>82.24%</b>	<b>\$10,223,768</b>

**NOTES**

The fire alarm system is approaching end of life, and the remaining funds will be used for its replacement. Pricing is underway to upgrade the system from an EST-3 to an EST-4 panel. ESS is preparing the new specifications, which will require approval from Fire Rescue and PBSO. The CM's scope of work is still being defined.



# Monthly Infrastructure Sales Tax Project Report

## Large Cap Projects

Data Date: 4/16/2026

Report Date: 4/30/2026

### DESCRIPTION/TEAM

### SCOPE

### PHOTO

**Project Title:** Palm Beach Lakes Blvd over FEC R/R

Project Number: 1532  
 BCC District: 07  
 Delivery Method: Design CCNA  
 Category: B04-Bridge Modifications  
 Status: Design  
 Designer: HNTB Corporation  
 Contractor: TBD  
 Project Manager: Maroun Azzi

This project will rehabilitate an existing bridge that was built over 50 years ago. The project will improve traffic safety (lane widths, pedestrian barrier, railings) and may involve other improvements such as shoulders, bike lanes, and sidewalks.  
 FY 2017 IST \$1,500,000  
 FY 2021 IST \$4,500,000  
 FY 2025 IST \$8,300,000



### SCHEDULE SUMMARY

	Original	Actual
Project Start	9/30/2017	9/30/2017
Consultant Procurement Finish	9/3/2019	12/1/2019
Study Start	4/7/2020	4/7/2020
Design Complete	8/1/2027	
Permit Application	6/1/2026	
Permit Issued	6/25/2027	
Construction Start	2/1/2028	
Construction Complete	2/1/2030	
Study Complete	5/1/2022	4/1/2022
Design Start	4/1/2023	5/10/2023

### PARTICIPATION

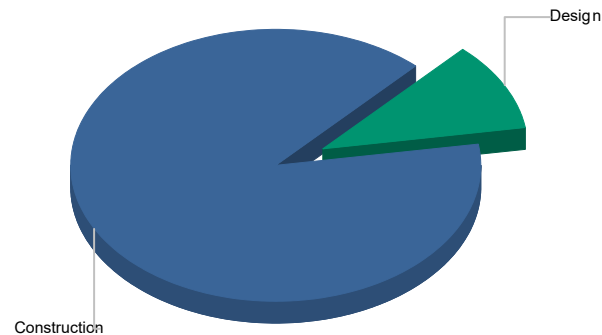
#### Consultant

SBE 36.5%  
 Local 96%

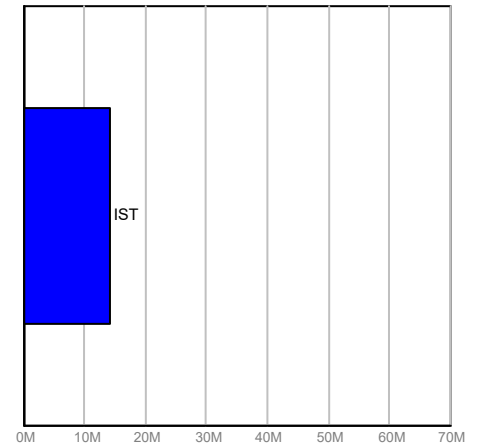
#### Contractor

SBE TBD  
 Local TBD

### FUNDING



Current Budget



Fund Source

### FINANCIAL SUMMARY

	Project Budget	Committed	% Committed	Paid To Date
	A	B	C=B/A	D
Design	\$1,500,000	\$1,608,316	107.22%	\$630,997
Construction	\$12,800,000	\$105,733	0.83%	\$105,733
Other	\$0	\$15,327	0.00%	\$15,327
Contingency	\$0	\$0	0.00%	\$0
<b>TOTAL</b>	<b>\$14,300,000</b>	<b>\$1,729,376</b>	<b>12.09%</b>	<b>\$752,058</b>

### NOTES

Initial coordination has been completed with stakeholders including the City of West Palm Beach and the Community Redevelopment Agency to determine scope and design parameters for the rehabilitation of the bridge superstructure. Design is ongoing (45% complete). The scheduled dates have been revised to depict coordination, planning, and scope delays.



# Monthly Infrastructure Sales Tax Project Report

## Large Cap Projects

Data Date: 4/16/2026

Report Date: 4/30/2026

### DESCRIPTION/TEAM

### SCOPE

### PHOTO

**Project Title:** Sections of Jog Road

This project consists of restriping sections of Jog Road.

Project Number: 1537  
 BCC District: Multiple  
 Delivery Method: Annual Striping Contract  
 Category: S16-Striping  
 Status: Construction  
 Designer: N/A  
 Contractor: Oglesby Const., Inc.  
 Project Manager: Larry Kelly

FY 2017 \$350,000  
 FY 2021 \$150,000  
 FY 2022 \$100,000  
 FY 2023 \$100,000  
 FY 2024 \$200,000  
 FY 2026 \$200,000



### SCHEDULE SUMMARY

### PARTICIPATION

### FUNDING

	Original	Actual
Summit to Gun Club Complete	9/20/2017	9/20/2017
PGA to Hood Complete	10/31/2017	10/31/2017
10th Avenue N. to Summit Complete	1/22/2018	1/22/2018
Wallis to Roebuck Complete	3/7/2018	3/7/2018
Gateway to S. of Hypoluxo Complete	12/17/2018	10/18/2018
Glades to NW 55th St.	3/19/2019	3/19/2019
Hood to Donald Ross	12/2/2020	12/12/2020
N. Oriole to Lake Ida	4/3/2021	3/9/2021
Beeline to Northlake	5/11/2023	5/11/2023
Yamato to Clint Moore	11/3/2023	11/3/2023
45th Street to Beeline	2/7/2025	2/7/2025

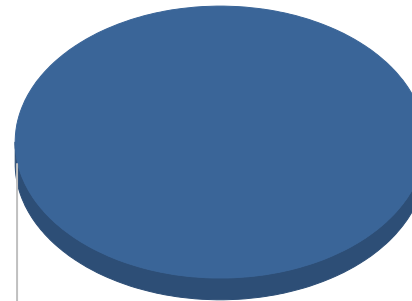
#### Consultant

SBE N/A  
 Local N/A

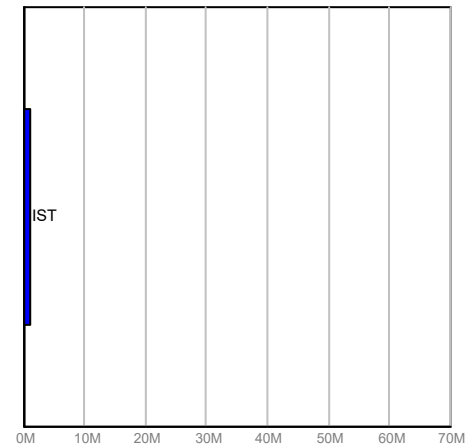
#### Contractor

SBE 61%  
 Local 61%

Construction



Current Budget



Fund Source

### FINANCIAL SUMMARY

### NOTES

	Project Budget	Committed	% Committed	Paid To Date
	A	B	C=B/A	D
Design	\$0	\$0	0.00%	\$0
Construction	\$1,100,000	\$532,304	48.39%	\$494,448
Contingency	\$0	\$0	0.00%	\$0
<b>TOTAL</b>	<b>\$1,100,000</b>	<b>\$532,304</b>	<b>48.39%</b>	<b>\$494,448</b>

Jog Road is a North-South major County thoroughfare. This project consists of re-striping sections of Jog Road. Restriping continues on an as needed basis.



# Monthly Infrastructure Sales Tax Project Report

## Large Cap Projects

Data Date: 4/16/2026

Report Date: 4/30/2026

### DESCRIPTION/TEAM

### SCOPE

### PHOTO

**Project Title:** CR 880

Project Number: 1539  
 BCC District: 06  
 Delivery Method: Annual Construction Contract  
 Category: R04-Resurfacing  
 Status: Construction  
 Designer: N/A  
 Contractor: COMMUNITY ASPHALT CORP  
 Project Manager: Darren Prainito

Resurfacing approximately 2.5 miles (5 lane miles) of a portion of County Road 880 from Main Street to S.R. 80 each year.  
 IST Funded: FY17 \$300K, FY18 \$300K, FY19 \$300K, FY20 \$300K, FY21 \$300K, FY22 \$400K, FY23 \$350K, FY24 \$350K, FY25 \$350K and FY26 \$350K



### SCHEDULE SUMMARY

### PARTICIPATION

### FUNDING

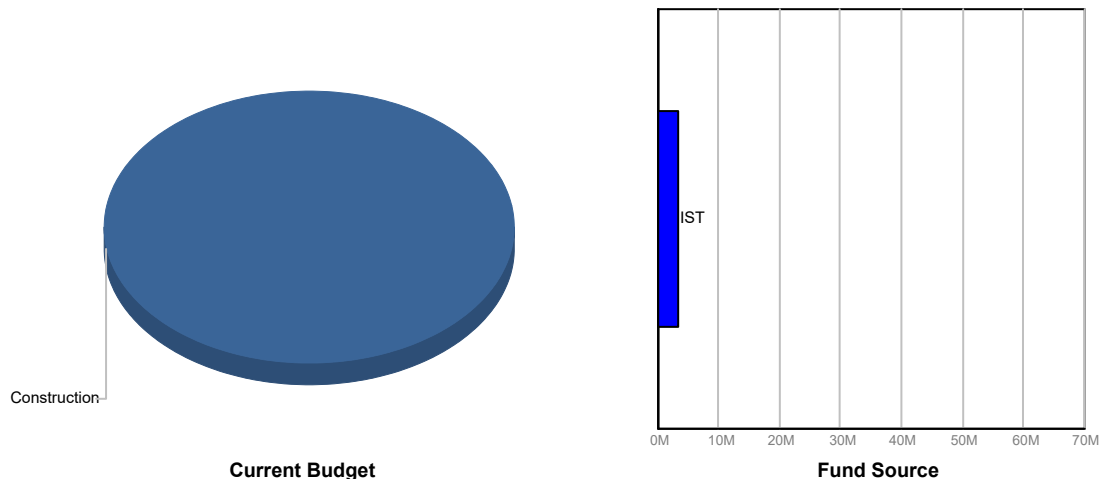
	Original	Actual
FY 2017 Construction Complete	12/22/2017	12/22/2017
FY 2018 Construction Complete	12/7/2018	11/30/2018
FY 2019 Construction Complete	12/31/2019	11/1/2019
FY 2020 Construction Complete	12/18/2020	12/3/2020
FY 2021 Construction Complete	12/17/2021	10/5/2021
FY 2022 Construction Complete	12/16/2022	7/14/2022
FY 2023 Construction Complete	12/15/2023	11/28/2023
FY 2024 Construction Complete	12/24/2024	1/17/2025
FY 2025 Construction Complete	12/24/2025	12/5/2025
FY 2026 Construction Complete	12/25/2026	

**Consultant**

SBE N/A  
 Local N/A

**Contractor**

SBE 8.7%  
 Local 95.8%



### FINANCIAL SUMMARY

### NOTES

	Project Budget	Committed	% Committed	Paid To Date
	A	B	C=B/A	D
Design	\$0	\$2,392	0.00%	\$2,392
Construction	\$3,300,000	\$3,250,384	98.50%	\$2,953,539
Contingency	\$0	\$0	0.00%	\$0
<b>TOTAL</b>	<b>\$3,300,000</b>	<b>\$3,252,776</b>	<b>98.57%</b>	<b>\$2,955,931</b>

County Road 880 is approximately 19 miles in length. This project entails resurfacing a portion of County Road 880 each year. Construction complete for FY2017 thru 2025.



# Monthly Infrastructure Sales Tax Project Report

## Large Cap Projects

Data Date: 4/16/2026

Report Date: 4/30/2026

### DESCRIPTION/TEAM

### SCOPE

### PHOTO

**Project Title:** Brown's Farms Road

Resurfacing approximately 2 miles (4 lane miles) of a portion of Brown's Farm Road from CR 880 to South Terminus each year.

Project Number: 1540  
 BCC District: 06  
 Delivery Method: Annual Construction Contract  
 Category: R04-Resurfacing  
 Status: Construction  
 Designer: N/A  
 Contractor: COMMUNITY ASPHALT CORP  
 Project Manager: Darren Prainito



### SCHEDULE SUMMARY

### PARTICIPATION

### FUNDING

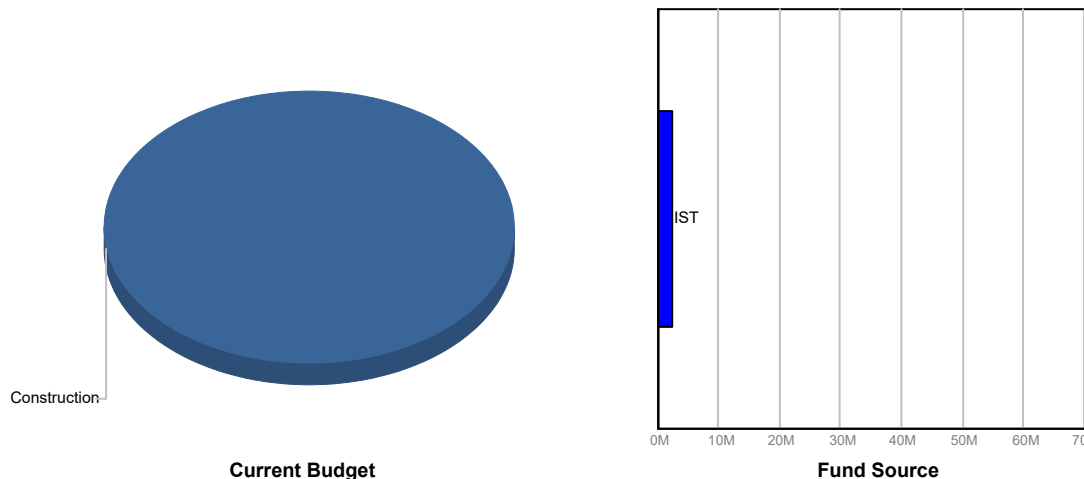
	Original	Actual
FY 2017 Construction Complete	12/22/2017	12/22/2017
FY 2018 Construction Complete	12/1/2018	11/30/2018
FY 2019 Construction Complete	12/31/2019	11/1/2019
FY 2020 Construction Complete	12/18/2020	12/2/2020
FY2021 Construction Complete	12/17/2021	10/18/2021
FY 2022 Construction Complete	12/22/2022	7/19/2022
FY 2023 Construction Complete	12/19/2023	12/1/2023
FY 2024 Construction Complete	12/24/2024	1/9/2025
FY 2025 Construction Complete	12/24/2025	12/11/2025
FY 2026 Construction Complete	12/25/2026	

**Consultant**

SBE N/A  
 Local N/A

**Contractor**

SBE 7.4%  
 Local 94.4%



### FINANCIAL SUMMARY

### NOTES

	Project Budget	Committed	% Committed	Paid To Date
	A	B	C=B/A	D
Design	\$0	\$1,588	0.00%	\$1,588
Construction	\$2,300,000	\$2,027,718	88.16%	\$2,027,718
Contingency	\$0	\$0	0.00%	\$0
<b>TOTAL</b>	<b>\$2,300,000</b>	<b>\$2,029,306</b>	<b>88.23%</b>	<b>\$2,029,306</b>

Brown's Farm Road is approximately 14 miles in length. This project entails resurfacing a portion of Brown's Farm Road each year. Construction complete for FY2017 thru 2025.



# Monthly Infrastructure Sales Tax Project Report

## Large Cap Projects

Data Date: 4/16/2026

Report Date: 4/30/2026

### DESCRIPTION/TEAM

### SCOPE

### PHOTO

**Project Title:** Prosperity Farms Rd. over SFWMD C-17 Canal (934116)  
**Project Number:** 1555  
**BCC District:** 01  
**Delivery Method:** Design CCNA  
**Category:** B08-Bridge Replacements  
**Status:** Bidding  
**Designer:** Scalar  
**Contractor:** TBD - (bid)  
**Project Manager:** Maroun Azzi

This project will replace an existing bridge that was built over 60 years ago. The new bridge will improve traffic safety (lane widths, bike lanes, parapets), improve roadway drainage, and enhance pedestrian sidewalk safety. Note the current bridge is weight restricted.  
 FY 2018 IST \$500,000  
 FY 2021 IST \$1,500,000  
 FY 2022 IST \$6,000,000



### SCHEDULE SUMMARY

	Original	Actual
Design Contract Notice to Proceed	11/19/2019	11/19/2019
Design Completion	7/1/2025	12/1/2025
Construction Bid Date	4/1/2026	3/3/2026
Construction Start	10/1/2026	
Construction Complete	10/1/2028	

### PARTICIPATION

#### Consultant

SBE 98%

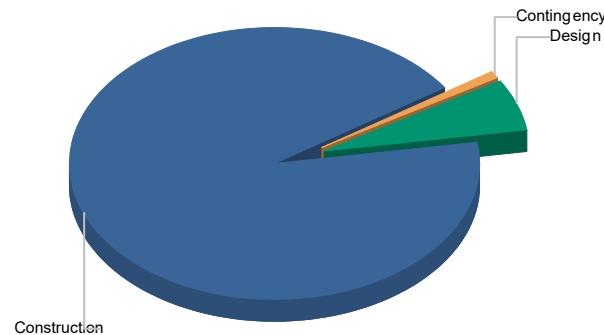
Local 100%

#### Contractor

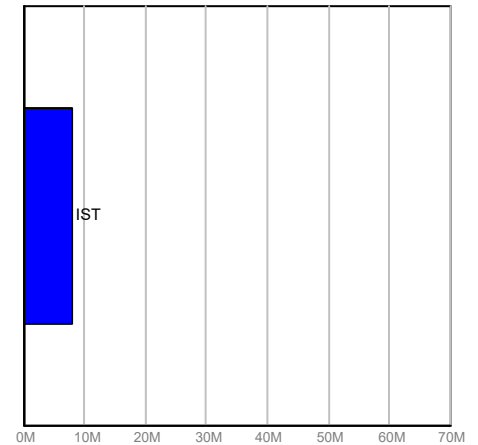
SBE TBD

Local TBD

### FUNDING



Current Budget



Fund Source

### FINANCIAL SUMMARY

	Project Budget	Committed	% Committed	Paid To Date
	A	B	C=B/A	D
Design	\$500,000	\$1,361,771	272.35%	\$466,922
Construction	\$7,450,000	\$10,810	0.15%	\$10,794
Contingency	\$50,000	\$8,365	16.73%	\$8,365
<b>TOTAL</b>	<b>\$8,000,000</b>	<b>\$1,380,946</b>	<b>17.26%</b>	<b>\$486,081</b>

### NOTES

Design is complete. The project was bid on 3/3/26 with apparent low bid of \$8.3m. The scheduled dates have been revised to depict design and permitting delays. It is anticipated that a Florida Department of Environmental Protection (FDEP) Resiliency grant of \$4m will be received for the project.



# Monthly Infrastructure Sales Tax Project Report

## Large Cap Projects

Data Date: 4/16/2026

Report Date: 4/30/2026

### DESCRIPTION/TEAM

### SCOPE

### PHOTO

**Project Title:** Belvedere Rd over E-3 canal (934205 & 934206)  
**Project Number:** 1556  
**BCC District:** 02  
**Delivery Method:** Design CCNA  
**Category:** B08-Bridge Replacements  
**Status:** Design  
**Designer:** Stantec  
**Contractor:** TBD (bid)  
**Project Manager:** Maroun Azzi

This project will replace the existing bridges that were built over 40 years ago. The new bridge(s) will improve traffic safety (lane widths, bike lanes, parapets), update the guardrail system, improve roadway drainage, restore the slope protection, and enhance pedestrian sidewalk safety.  
 FY 2018 IST \$450,000  
 FY 2021 IST \$1,350,000  
 FY 2022 IST \$300,000



### SCHEDULE SUMMARY

	Original	Actual
Design Contract Notice to Proceed	10/22/2019	10/22/2019
Design Completion	6/1/2026	
Construction Bid Date	10/1/2026	
Construction Start	3/1/2027	
Construction Complete	12/1/2028	

### PARTICIPATION

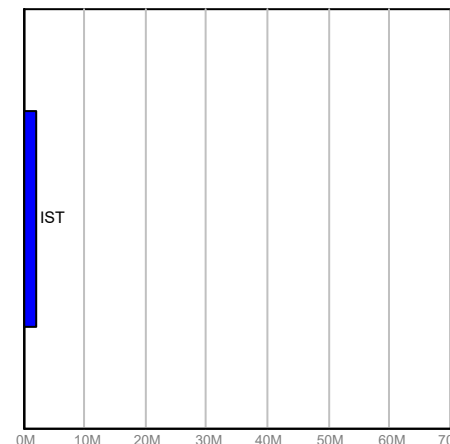
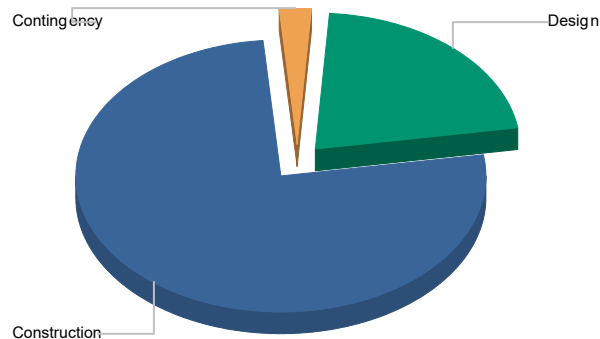
#### Consultant

SBE 30%  
 Local 100%

#### Contractor

SBE TBD  
 Local TBD

### FUNDING



Current Budget

Fund Source

### FINANCIAL SUMMARY

	Project Budget	Committed	% Committed	Paid To Date
	A	B	C=B/A	D
Design	\$450,000	\$402,311	89.40%	\$358,074
Construction	\$1,600,000	\$212,801	13.30%	\$5,770
Contingency	\$50,000	\$0	0.00%	\$0
<b>TOTAL</b>	<b>\$2,100,000</b>	<b>\$615,113</b>	<b>29.29%</b>	<b>\$363,844</b>

### NOTES

Design is ongoing (95% complete). The scheduled dates have been revised to reflect design and permitting delays.



# Monthly Infrastructure Sales Tax Project Report

## Large Cap Projects

Data Date: 4/16/2026

Report Date: 4/30/2026

### DESCRIPTION/TEAM

**Project Title:** Various other locations Countywide

Project Number: 1558  
 BCC District: Multiple  
 Delivery Method: Annual Construction Contract  
 Category: D02-Drainage (Pipe Replacements)  
 Status: Construction  
 Designer: N/A  
 Contractor: Hinterland  
 Project Manager: Darren Prainito

### SCOPE

This project will repair and/or replace existing pipe culverts and drainage structures along various roads and canals Countywide. These repairs are needed in order to properly drain and maintain the various roads and canals in a safe operating condition.

### PHOTO



### SCHEDULE SUMMARY

	Original	Actual
Jupiter Farms (133rd Rd. & 156th St.)	8/1/2018	3/12/2018
1069 Edgehill Road	8/15/2018	6/12/2018
Limestone Creek & Palm Garden St.	8/1/2018	7/17/2018
3261 Atlantic Road	8/15/2018	7/1/2018
Van Buren Road @ E-3 Canal	8/1/2018	6/15/2018
19506 Trails End Terrace	8/1/2018	5/11/2018
Jupiter Farms (4 locates)	10/15/2018	8/21/2018
6361 Wood Lake Rd./19650 Red Maple F	10/1/2018	10/1/2018
19598 Trails End Terrace	9/15/2018	8/20/2018
19582 Trails End Terrace	9/1/2018	9/1/2018
6558 Wood Lake Road	9/15/2018	9/14/2018
6126 Wood Lake Road	10/15/2018	12/12/2018
6528 Wood Lake Road	11/1/2018	12/12/2018

### PARTICIPATION

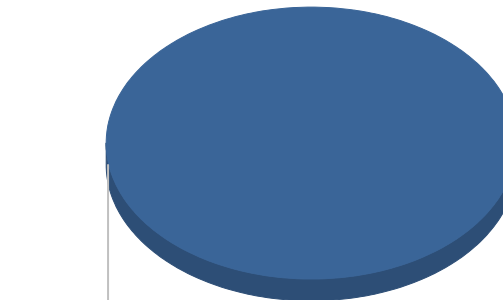
#### Consultant

SBE N/A  
 Local N/A

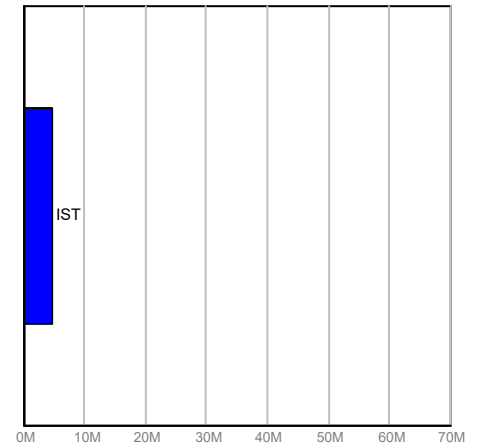
#### Contractor

SBE 100%  
 Local 100%

### FUNDING



Current Budget



Fund Source

### FINANCIAL SUMMARY

	Project Budget	Committed	% Committed	Paid To Date
	A	B	C=B/A	D
Construction	\$4,700,000	\$4,626,612	98.44%	\$4,487,152
Contingency	\$0	\$0	0.00%	\$0
<b>TOTAL</b>	<b>\$4,700,000</b>	<b>\$4,626,612</b>	<b>98.44%</b>	<b>\$4,487,152</b>

### NOTES

This project is funded in:  
 FY 2018 \$500,000, FY 2021 \$500,000, FY 2022 \$200,000  
 FY 2023 \$200,000, FY 2024 \$3,200,000, FY 2025 \$100,000

The total project is estimated at \$4,700,000.



# Monthly Infrastructure Sales Tax Project Report

## Large Cap Projects

Data Date: 4/16/2026

Report Date: 4/30/2026

### DESCRIPTION/TEAM

**Project Title: Video Detection (80 +/- intersection)**

Project Number: 1580  
 BCC District: Multiple  
 Delivery Method: Annual Traffic Signals Contract  
 Category: S08-Signals and Signal Systems  
 Status: Construction  
 Designer: N/A  
 Contractor: Gerelco  
 Project Manager: May Cheng

### SCOPE

This project will replace the traffic detection at numerous signalized intersections from the existing inductive loop system to video detection. The video detection system is more reliable and easier to maintain.

### PHOTO



### SCHEDULE SUMMARY

	Original	Actual
Military Tr. & Garden Lake	8/1/2018	11/21/2018
Gateway & Renaissance Commons	9/1/2018	4/3/2019
Australian & Turnage	10/1/2018	1/7/2019
Woolbright & Hagen Ranch	11/1/2018	4/4/2019
Belvedere & Country Club Road	12/1/2018	4/4/2019
Palm Beach Lakes & Wellesley	1/1/2019	4/4/2019

### PARTICIPATION

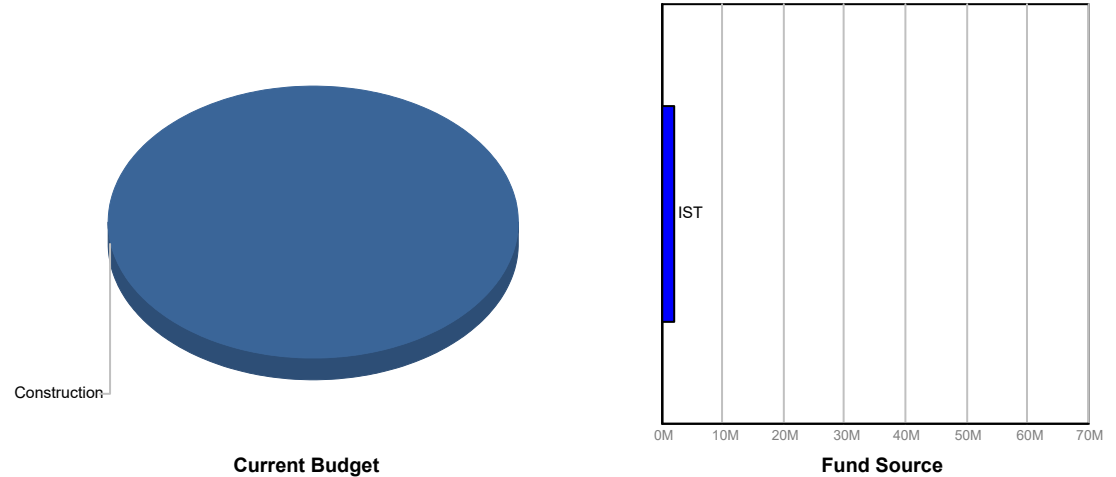
#### Consultant

SBE N/A  
 Local N/A

#### Contractor

SBE 0%  
 Local 23%

### FUNDING



### FINANCIAL SUMMARY

	Project Budget	Committed	% Committed	Paid To Date
	A	B	C=B/A	D
Construction	\$2,200,000	\$206,844	9.40%	\$206,844
Contingency	\$0	\$0	0.00%	\$0
<b>TOTAL</b>	<b>\$2,200,000</b>	<b>\$206,844</b>	<b>9.40%</b>	<b>\$206,844</b>

### NOTES

Work has been completed at six intersections. This project is funded in:  
 FY 2018 \$200,000  
 FY 2023 \$300,000  
 FY 2024 \$800,000  
 FY 2026 \$900,000  
 The total project is estimated at \$2,200,000.



# Monthly Infrastructure Sales Tax Project Report

## Large Cap Projects

Data Date: 4/16/2026

Report Date: 4/30/2026

### DESCRIPTION/TEAM

### SCOPE

### PHOTO

**Project Title:** CW Street Lighting FY18 frmly Hypoluxo Rd (Hagen Ranch Rd to I-95)  
**Project Number:** 1581  
**BCC District:** CW  
**Delivery Method:** Florida Power and Light  
**Category:** S14-Street Lighting  
**Status:** Construction  
**Designer:** Florida Power and Light  
**Contractor:** Florida Power and Light  
**Project Manager:** May Cheng

These projects will replace the high pressure sodium street lights with LED lights. Many of the street lights along County roads are owned and maintained by Florida Power and Light (FPL) with the County paying all the operation and maintenance costs (including power). FPL will be responsible for the final design and installation to convert the street lighting to the newer LED technology, and the County will reimburse FPL all applicable conversion costs. The result will provide a cost savings, better quality illumination, and a more desirable environmental light source.



### SCHEDULE SUMMARY

	Original	Actual
Gun Club Road/Bosque to Congress	7/19/2019	7/19/2019
Congress/Okeechobee to Belvedere	8/1/2019	8/1/2019
10th Avenue North/Haverhill to Kirk	12/1/2025	12/1/2025
Community/Haverhill to Military	7/31/2019	7/31/2019
Haverhill Road/WPB City to Haverhill City	7/20/2023	7/20/2023
Glades Road/State Road 7 to Boca Rio	12/9/2022	12/9/2022
Boynton Beach Boulevard/Turnpike to Kn	3/31/2023	3/31/2023
Jog Road/Belvedere to State Road 80	5/3/2021	5/3/2021
Forest Hill/Turnpike to Pinehurst & Jog to		
Haverhill/State Road 80 to Lake Worth	7/13/2023	7/13/2023
Congress/Lantana to Hypoluxo & Gun Cl	9/14/2021	9/14/2021
Gateway/Military to Windward	8/1/2019	8/1/2019
Belvedere Road/RPB City to Haverhill Cit	6/6/2023	6/6/2023

### PARTICIPATION

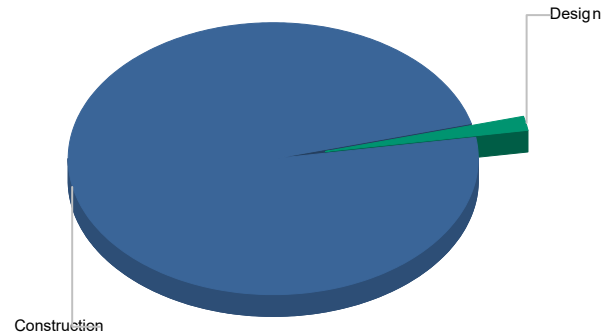
#### Consultant

SBE N/A  
 Local N/A

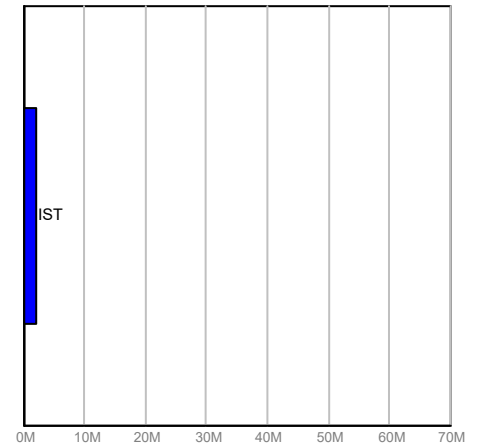
#### Contractor

SBE N/A  
 Local N/A

### FUNDING



Current Budget



Fund Source

### FINANCIAL SUMMARY

	Project Budget	Committed	% Committed	Paid To Date
	A	B	C=B/A	D
Design	\$30,000	\$35,184	117.28%	\$35,184
Construction	\$1,920,000	\$1,785,999	93.02%	\$1,716,860
Contingency	\$0	\$0	0.00%	\$0
<b>TOTAL</b>	<b>\$1,950,000</b>	<b>\$1,821,183</b>	<b>93.39%</b>	<b>\$1,752,045</b>

### NOTES

There are 16 street lighting projects (road segments) funded (\$1,950,000) for conversion in FY 2018. All 16 projects have been forwarded to FPL requesting final design and installation. As of 12/1/2025, 14 projects have been completed.



# Monthly Infrastructure Sales Tax Project Report

## Large Cap Projects

Data Date: 4/16/2026

Report Date: 4/30/2026

### DESCRIPTION/TEAM

### SCOPE

### PHOTO

**Project Title:** FY 2019 Street Lighting LED Replacements - Countywide  
**Project Number:** 1627  
**BCC District:** Multiple  
**Delivery Method:** Florida Power and Light  
**Category:** S14-Street Lighting  
**Status:** Construction  
**Designer:** Florida Power and Light  
**Contractor:** Florida Power and Light  
**Project Manager:** May Cheng

These projects replace the high pressure sodium lights with LED lights. Many of the street lights along County roads are owned and maintained by FPL with the County paying all the operation and maintenance costs. FPL will be responsible for final design and installation and the County will reimburse FPL.  
 IST \$820,000 FY19  
 IST \$300,000 FY24



### SCHEDULE SUMMARY

### PARTICIPATION

### FUNDING

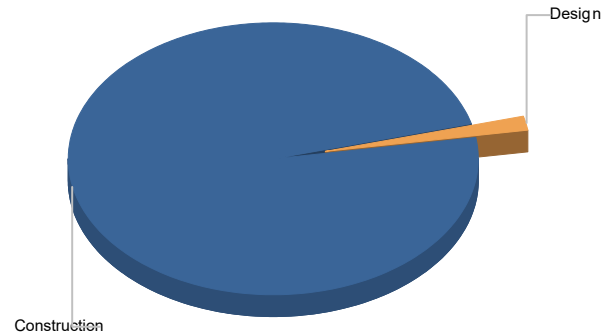
	Original	Actual
Melaleuca Lane/Greenacres limits to Kirk		
Linton/Military to Jog	10/15/2023	10/15/2023
Jog Rd/SR80 to Forest Hill	7/19/2023	7/19/2023
Jog Rd/Gateway to Woolbright	4/30/2024	4/30/2024
Jog Rd/Lake Ida to Old Clint Moore		
Lantana Rd/Turnpike to High Ridge	11/30/2025	11/30/2025

#### Consultant

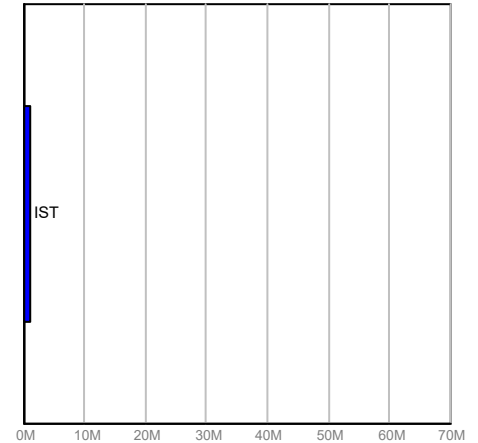
SBE N/A  
 Local N/A

#### Contractor

SBE N/A  
 Local N/A



Current Budget



Fund Source

### FINANCIAL SUMMARY

### NOTES

	Project Budget	Committed	% Committed	Paid To Date
	A	B	C=B/A	D
Design	\$20,000	\$107	0.54%	\$107
Construction	\$1,100,000	\$1,047,025	95.18%	\$332,503
<b>TOTAL</b>	<b>\$1,120,000</b>	<b>\$1,047,133</b>	<b>93.49%</b>	<b>\$332,610</b>

There are 6 street lighting projects (road segments) funded (\$820,000) for conversion in FY 2019. All 6 projects have been forwarded to FPL requesting final design and installation. A Budget Transfer (BT 24-0636) was approved on 6/4/24 that increased the funding by \$300,000. As of 12/1/25, 4 projects have been completed. The result of the lighting conversion to LED will provide a cost savings, better quality illumination and a more desirable environmental light source.



# Monthly Infrastructure Sales Tax Project Report

## Large Cap Projects

Data Date: 4/16/2026

Report Date: 4/30/2026

### DESCRIPTION/TEAM

### SCOPE

### PHOTO

**Project Title:** Corkscrew Blvd. over SFWMD Miami Canal  
**Canal**  
 Project Number: 1656  
 BCC District: 06  
 Delivery Method: Design CCNA  
 Category: B08-Bridge Replacements  
 Status: Design  
 Designer: Alan Gerwig & Associates  
 Contractor: TBD  
 Project Manager: Carlos Bojorge

This project will replace an existing bridge that as built over 70 years ago. The project will improve traffic safety (lane widths, sidewalks, etc.) and improve embankment/slope protection. Note the current bridge is weight restricted.



### SCHEDULE SUMMARY

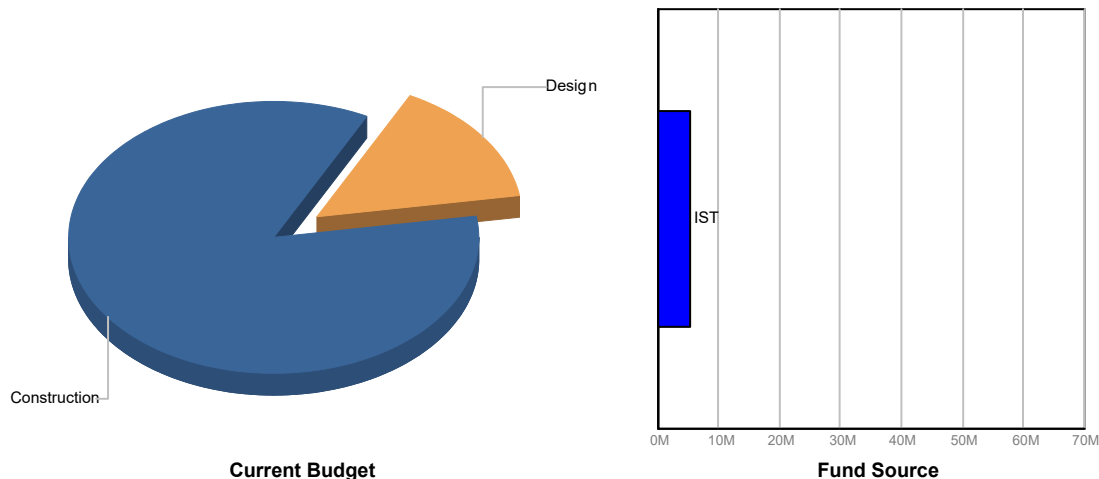
	Original	Actual
Project Start	8/15/2023	8/15/2023
Consultant Procurement Finish	4/1/2024	4/1/2024
Design Start	7/2/2024	8/20/2024
Design Complete	8/1/2026	
Permit Application	7/1/2025	
Permit Issued	8/1/2026	
Construction Start	4/1/2027	
Construction Complete	9/1/2028	

### PARTICIPATION

**Consultant**  
 SBE 18.9%  
 Local 100%

**Contractor**  
 SBE TBD  
 Local TBD

### FUNDING



### FINANCIAL SUMMARY

	Project Budget	Committed	% Committed	Paid To Date
	A	B	C=B/A	D
Design	\$800,000	\$1,437	0.18%	\$1,437
Construction	\$4,575,000	\$432,564	9.45%	\$164,915
<b>TOTAL</b>	<b>\$5,375,000</b>	<b>\$434,001</b>	<b>8.07%</b>	<b>\$166,352</b>

### NOTES

The project is funded for design (\$800k) in FY22 and for construction (\$4.575m) in FY25. Design is ongoing (15% complete).



# Monthly Infrastructure Sales Tax Project Report

## Large Cap Projects

Data Date: 4/16/2026

Report Date: 4/30/2026

### DESCRIPTION/TEAM

**Project Title:** Jupiter Beach Rd. over Branch of ICWW

Project Number: 1657  
 BCC District: 01  
 Delivery Method: Design CCNA  
 Category: B08-Bridge Replacements  
 Status: Design  
 Designer: Alan Gerwig & Associates  
 Contractor: TBD  
 Project Manager: Maroun Azzi

### SCOPE

This project will replace an existing bridge that was built over 60 years ago. The project will improve traffic safety (lane widths, bike lanes, sidewalks, etc.) and improve drainage and embankment/slope protection.

### PHOTO



### SCHEDULE SUMMARY

	Original	Actual
Project Start	4/1/2022	4/13/2022
Consultant Procurement Finish	2/1/2023	1/10/2023
Design Start	5/1/2023	1/23/2023
Design Complete	12/1/2026	
Construction Start	6/1/2027	
Construction Complete	12/1/2028	

### PARTICIPATION

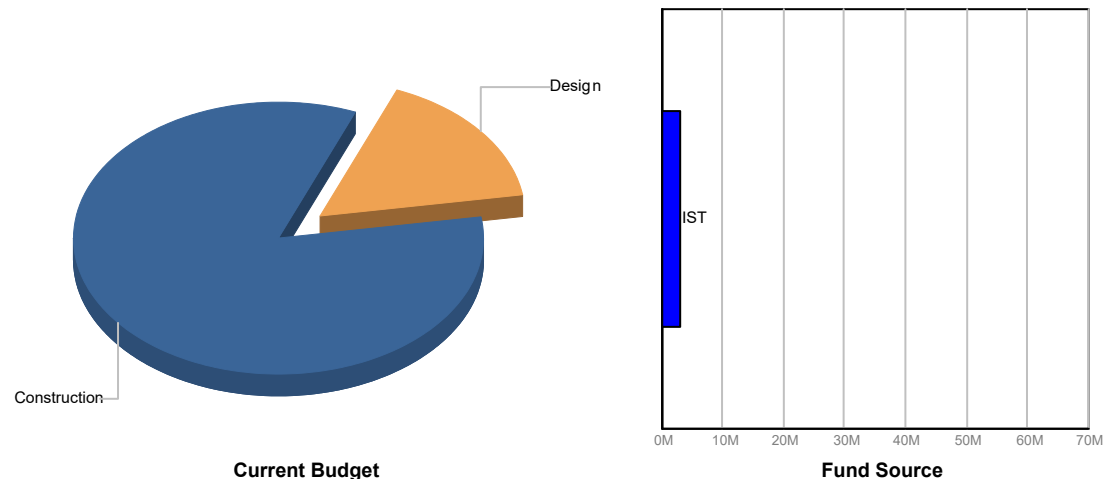
#### Consultant

SBE 90%  
 Local 100%

#### Contractor

SBE TBD  
 Local TBD

### FUNDING



### FINANCIAL SUMMARY

	Project Budget	Committed	% Committed	Paid To Date
	A	B	C=B/A	D
Design	\$500,000	\$303,797	60.76%	\$182,375
Construction	\$2,529,000	\$26,025	1.03%	\$26,025
<b>TOTAL</b>	<b>\$3,029,000</b>	<b>\$329,822</b>	<b>10.89%</b>	<b>\$208,400</b>

### NOTES

The project is funded for design (\$500k) in FY22 and for construction (\$2.5m) in FY25. Design is ongoing (25% complete). The scheduled dates have been revised to reflect design and permitting delays.



# Monthly Infrastructure Sales Tax Project Report

## Large Cap Projects

Data Date: 4/16/2026

Report Date: 4/30/2026

### DESCRIPTION/TEAM

### SCOPE

### PHOTO

**Project Title:** Australian Ave. from Banyan St. to 45th St.  
**Project Number:** 1658  
**BCC District:** 07  
**Delivery Method:** Design CCNA  
**Category:** D04-Drainage Improvements  
**Status:** Bidding  
**Designer:** HSQ  
**Contractor:** TBD (Bid)  
**Project Manager:** Maroun Azzi

The project will include drainage improvements (pipd drainage system) and a new paving surface for a wider 4-lane divided section with new pathways on both sides along Australian Avenue from Banyan Blvd. to 45th Street. The work scope includes replacing the twin bridges over Clear Lake and replacing the twin bridges over the Carver Canal.



### SCHEDULE SUMMARY

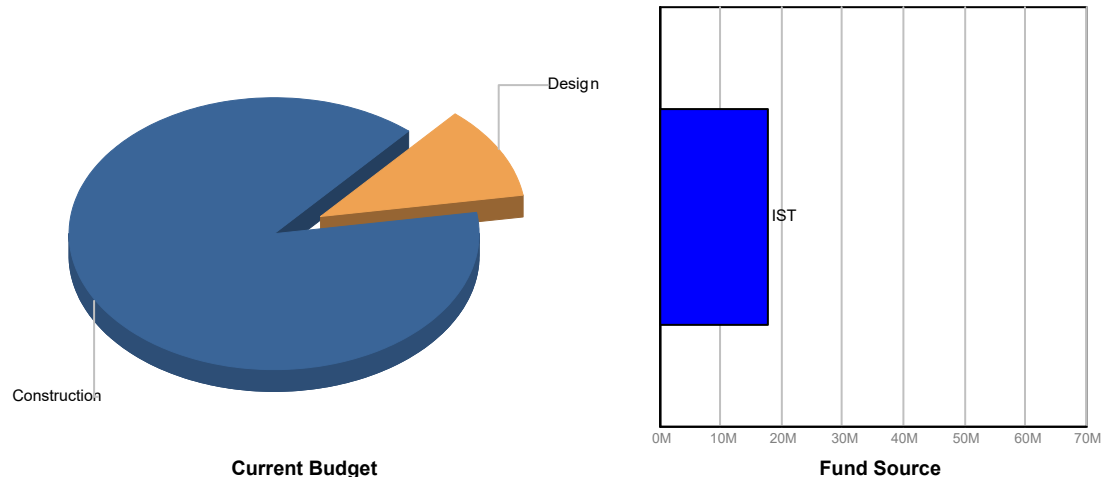
	Original	Actual
Design Start	3/1/2022	4/12/2022
Design Complete	6/1/2024	9/1/2024
Construction Bid Date	10/1/2026	
Construction Start	6/1/2027	
Construction Complete	12/1/2029	

### PARTICIPATION

**Consultant**  
 SBE 90.4%  
 Local 100%

**Contractor**  
 SBE TBD  
 Local TBD

### FUNDING



### FINANCIAL SUMMARY

	Project Budget	Committed	% Committed	Paid To Date
	A	B	C=B/A	D
Design	\$2,000,000	\$1,792,586	89.63%	\$1,542,222
Construction	\$15,800,000	\$3,135,685	19.85%	\$651,039
<b>TOTAL</b>	<b>\$17,800,000</b>	<b>\$4,928,271</b>	<b>27.69%</b>	<b>\$2,193,261</b>

### NOTES

Design is complete. The bid process and preparation is ongoing. The project is funded for design (\$2m) in FY21 and for construction (\$15.8m) in FY24 and FY25. The total cost of the project is estimated at over \$110m (includes significant (reimbursable) work on City of WPB's water main and force main). It is anticipated that a Florida Department of Environmental Protection (FDEP) Resiliency grant of \$13.4m will be received for the project. Project was bid on 12/19/24 but only 1 bid was received. Project will be rebid.



# Monthly Infrastructure Sales Tax Project Report

## Large Cap Projects

Data Date: 4/16/2026

Report Date: 4/30/2026

### DESCRIPTION/TEAM

### SCOPE

### PHOTO

**Project Title:** Belvedere Rd canal piping & sidewalk addition (62nd Dr. N. to Haverhill park)

Project Number: 1661  
 BCC District: 02  
 Delivery Method: Design CCNA  
 Category: P04-Pathways  
 Status: Design  
 Designer: Keshavarz  
 Contractor: TBD (Bid)  
 Project Manager: Maroun Azzi

This project will add a new sidewalk (SW) on the south side of Belvedere Road from 62nd Dr. N. to the Haverhill park (just east of the E-3 Canal) - connecting to the existing south SW at the park's frontage. The SW may require the piping of Lake Worth Drainage District's (LWDD) L-3 Canal.  
 FY 2021 IST \$500,000  
 FY 2024 IST \$3,100,000



### SCHEDULE SUMMARY

	Original	Actual
Study Complete	12/1/2025	6/1/2025
Design Complete	4/1/2027	
Construction Bid Date	8/1/2027	
Construction Start	12/1/2027	
Construction Complete	10/15/2028	

### PARTICIPATION

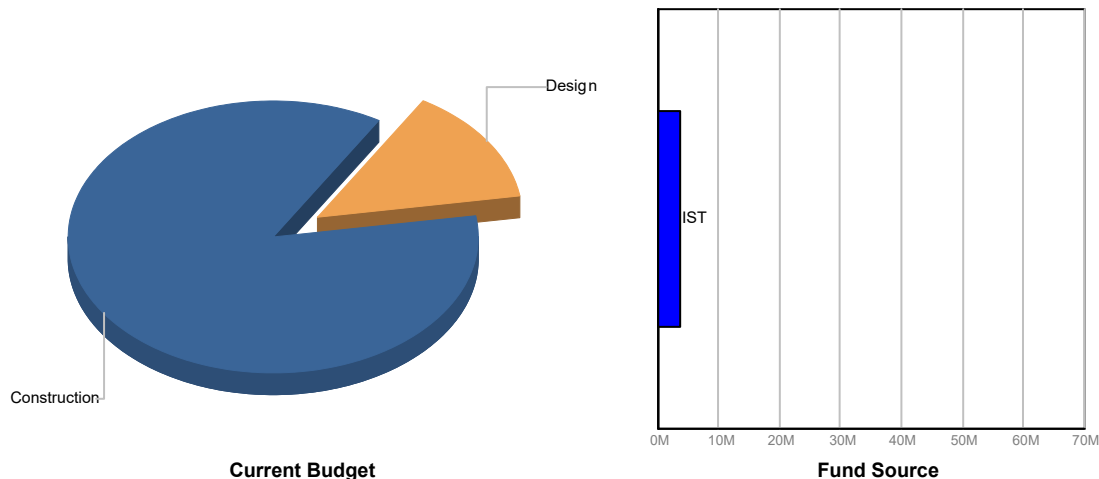
**Consultant**

SBE 100%  
 Local 100%

**Contractor**

SBE TBD  
 Local TBD

### FUNDING



### FINANCIAL SUMMARY

	Project Budget	Committed	% Committed	Paid To Date
	A	B	C=B/A	D
Design	\$500,000	\$95,021	19.00%	\$86,100
Construction	\$3,100,000	\$194,821	6.28%	\$23,026
<b>TOTAL</b>	<b>\$3,600,000</b>	<b>\$289,842</b>	<b>8.05%</b>	<b>\$109,126</b>

### NOTES

Study is complete. Design is ongoing (5% complete). The project is funded for design (\$500k) in FY21 and for construction (\$3.1M) in FY24.



# Monthly Infrastructure Sales Tax Project Report

## Large Cap Projects

Data Date: 4/16/2026

Report Date: 4/30/2026

### DESCRIPTION/TEAM

### SCOPE

### PHOTO

**Project Title:** Garden Rd. from Bee Line Hwy. to Investment Ln.  
**Project Number:** 1672  
**BCC District:** 07  
**Delivery Method:** Annual Construction Contract  
**Category:** R04-Resurfacing  
**Status:** Construction  
**Designer:** N/A  
**Contractor:** Hinterland  
**Project Manager:** Darren Prainito

Resurfacing 1.9 miles (3.8 lane miles) of Garden Road from Bee Line Hwy. to Investment Lane. There are three existing 60" drainage culverts crossing under Garden Road at the EPB-6 Canal that are in disrepair and need to be lined.  
  
 FY 2021 IST \$300,000  
 FY 2022 IST \$700,000



### SCHEDULE SUMMARY

	Original	Actual
Drainage Repair Complete	12/1/2024	1/31/2025
Milling and Pavement Complete	6/1/2025	
Traffic Striping Complete	8/1/2025	
Traffic Loops Complete	9/1/2025	
ADA (Curb/Cut Ramps) Complete	9/1/2025	

### PARTICIPATION

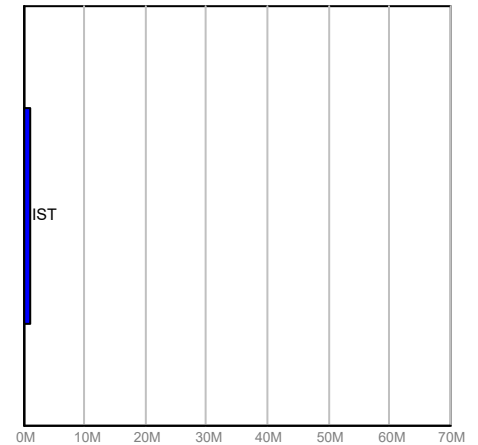
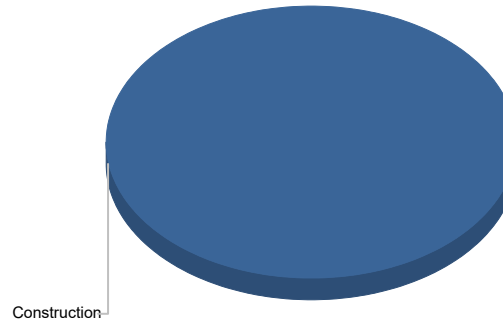
#### Consultant

SBE N/A  
 Local N/A

#### Contractor

SBE 15%  
 Local 100%

### FUNDING



Current Budget

Fund Source

### FINANCIAL SUMMARY

	Project Budget	Committed	% Committed	Paid To Date
	A	B	C=B/A	D
Construction	\$1,000,000	\$967,088	96.71%	\$710,088
<b>TOTAL</b>	<b>\$1,000,000</b>	<b>\$967,088</b>	<b>96.71%</b>	<b>\$710,088</b>

### NOTES

Outstanding work includes milling and paving, updating ADA ramps, restriping the road, and replacing traffic loops.



# Monthly Infrastructure Sales Tax Project Report

## Large Cap Projects

Data Date: 4/16/2026

Report Date: 4/30/2026

### DESCRIPTION/TEAM

### SCOPE

### PHOTO

**Project Title:** Hypoluxo Road & Military Trail

Project Number: 1678  
 BCC District: 02  
 Delivery Method: Design CCNA  
 Category: S08-Signals and Signal Systems  
 Status: Construction  
 Designer: Simmons & White, Inc.  
 Contractor: Gerelco Traffic Controls, Inc.  
 Project Manager: May Cheng

This project will replace the existing span-wire signal system with a mast arm signal system.  
 FY 2021 IST \$400,000  
 FY 2022 IST \$250,000  
 FY 2026 IST \$1,150,000



### SCHEDULE SUMMARY

### PARTICIPATION

### FUNDING

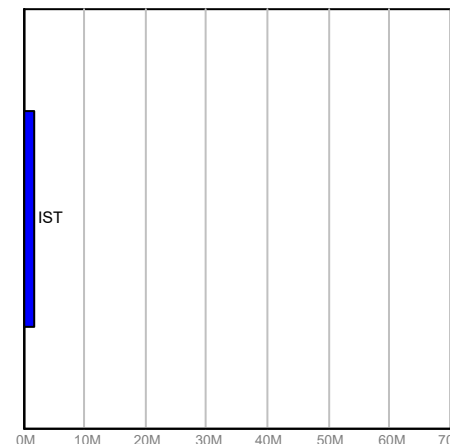
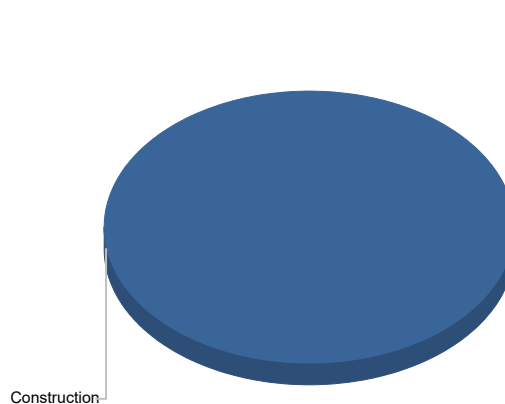
	Original	Actual
Design NTP Issued	1/14/2021	1/14/2021
Design Complete	11/20/2025	7/2/2025
Construction Start	3/1/2026	
Construction Complete	2/1/2027	

**Consultant**

SBE 80.8%  
 Local 100%

**Contractor**

SBE 0%  
 Local 100%



Current Budget

Fund Source

### FINANCIAL SUMMARY

### NOTES

	Project Budget	Committed	% Committed	Paid To Date
	A	B	C=B/A	D
Construction	\$1,800,000	\$344,285	19.13%	\$267,719
<b>TOTAL</b>	<b>\$1,800,000</b>	<b>\$344,285</b>	<b>19.13%</b>	<b>\$267,719</b>

Construction is pending. A Budget Transfer (BT 26-0256) was approved on 1/6/26 that increased the funding by \$1,150,000.



# Monthly Infrastructure Sales Tax Project Report

## Large Cap Projects

Data Date: 4/16/2026

Report Date: 4/30/2026

### DESCRIPTION/TEAM

### SCOPE

### PHOTO

**Project Title:** Countywide Street Lighting FY21 (frmly Military Trl (L.W. to Clint Moore))

Project Number: 1680

BCC District: CW

Delivery Method: Florida Power and Light

Category: S14-Street Lighting

Status: Construction

Designer: Florida Power & Light

Contractor: Florida Power & Light

Project Manager: May Cheng

These projects will replace the high pressure sodium street lights with LED lights. Many of the street lights along County roads are owned and maintained by Florida Power and Light (FPL) with the County paying all the operation and maintenance costs (including power). FPL will be responsible for the final design and installation to convert the street lighting to the newer LED technology, and the County will reimburse FPL all applicable conversion costs. The result will provide a cost savings, better quality illumination, and a more desirable environmental light source.



### SCHEDULE SUMMARY

### PARTICIPATION

### FUNDING

	Original	Actual
Jog/Okeechobee to Belvedere		
Military/Northlake to Leo Lane		
SW 18th/SR7 to Turnpike		
Lake Worth Rd/SR7 to Jog		
Lyons/Clint Moore to Broward County Lin		
Military/Okeechobee to Lake Worth Rd		
Palmetto Park/University to Military		
Military/Lake Worth to Clint Moore		

**Consultant**

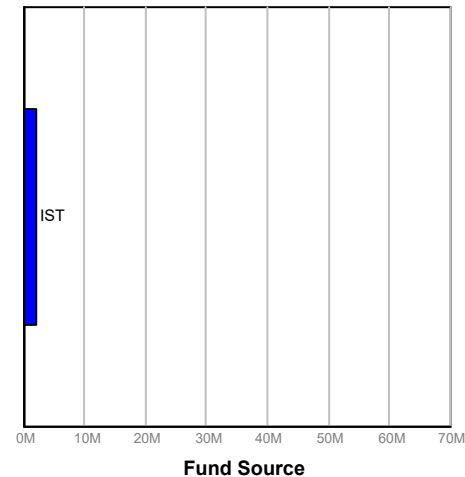
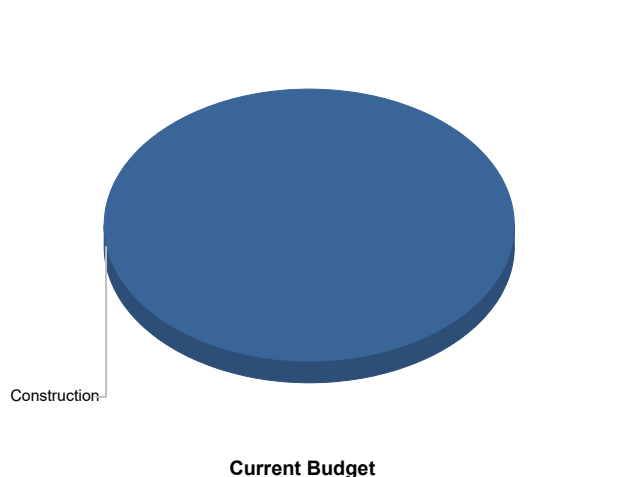
SBE N/A

Local N/A

**Contractor**

SBE N/A

Local N/A



### FINANCIAL SUMMARY

### NOTES

	Project Budget	Committed	% Committed	Paid To Date
	A	B	C=B/A	D
Construction	\$2,180,000	\$587,395	26.94%	\$296,338
<b>TOTAL</b>	<b>\$2,180,000</b>	<b>\$587,395</b>	<b>26.94%</b>	<b>\$296,338</b>

There are 8 street lighting projects (road segments) funded (\$2,180,000) for conversion in FY 2021. All 8 projects have been forwarded to FPL requesting final design and installation.



# Monthly Infrastructure Sales Tax Project Report

## Large Cap Projects

Data Date: 4/16/2026

Report Date: 4/30/2026

### DESCRIPTION/TEAM

### SCOPE

### PHOTO

**Project Title:** Belvedere Rd. Canal Piping

Project Number: 1690  
 BCC District: 02  
 Delivery Method: Design CCNA  
 Category: B02-Belvedere Rd. Canal Piping  
 Status: Bidding  
 Designer: Keith  
 Contractor: B&B Underground Construction, Inc.  
 Project Manager: Maroun Azzi

This project will pipe a portion of a drainage ditch that runs along Belvedere Road and Troy Boulevard - adjacent to Palm Beach International Airport. The embankment area for the ditch is small and difficult to maintain. The undermining of this area continues and compromises the integrity of the sidewalk and road. Piping of the ditch is necessary to properly protect the road and sidewalk.

FY2022 IST \$300,000  
 FY2024 IST \$1,100,000



### SCHEDULE SUMMARY

	Original	Actual
Study Complete	9/1/2023	12/1/2023
Design Complete	6/1/2025	2/1/2025
Construction Bid Date	5/27/2025	6/3/2025
Construction Start	12/1/2025	
Construction Complete	12/1/2026	

### PARTICIPATION

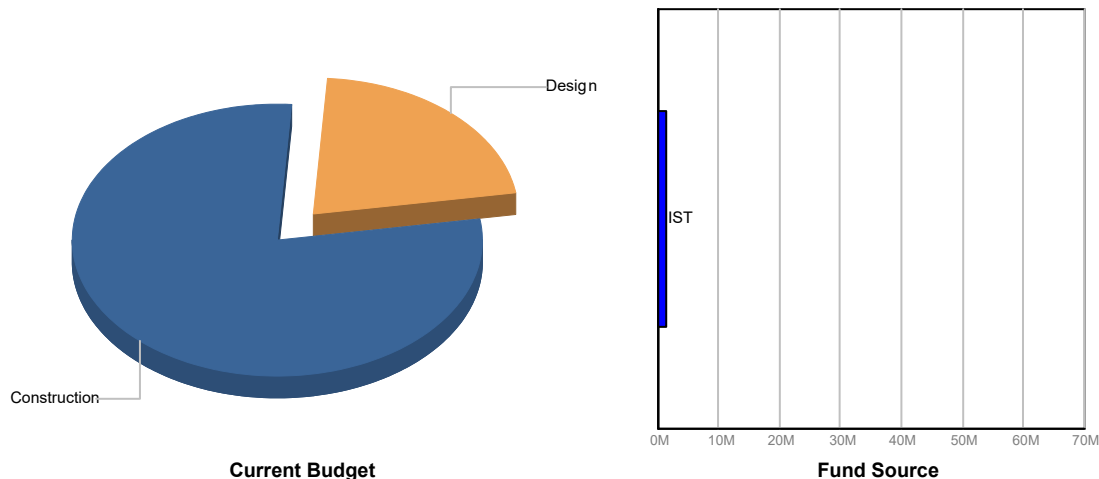
**Consultant**

SBE 54%  
 Local 100%

**Contractor**

SBE 98%  
 Local 100%

### FUNDING



### FINANCIAL SUMMARY

	Project Budget	Committed	% Committed	Paid To Date
	A	B	C=B/A	D
Design	\$300,000	\$85,971	28.66%	\$82,886
Construction	\$1,100,000	\$12,922	1.17%	\$12,922
<b>TOTAL</b>	<b>\$1,400,000</b>	<b>\$98,893</b>	<b>7.06%</b>	<b>\$95,808</b>

### NOTES

The project is funded with 5-Year Road Program funding and IST funding. Design (using IST funds) is complete. The project was bid on 6/3/25 with apparent low bid of \$2.6m. The IST partially funds the construction of the project at \$1.1m in FY24. Construction is forthcoming (0% complete).



# Monthly Infrastructure Sales Tax Project Report

## Large Cap Projects

Data Date: 4/16/2026

Report Date: 4/30/2026

### DESCRIPTION/TEAM

### SCOPE

### PHOTO

**Project Title:** Barwick Rd. over LWDD Lat. 30 Canal (934455)  
**Project Number:** 1691  
**BCC District:** 04  
**Delivery Method:** Design CCNA  
**Category:** B04-Bridge Modifications  
**Status:** Design  
**Designer:** Alan Gerwig & Associates  
**Contractor:** TBD  
**Project Manager:** Kristine Frazelle-Smith

This project will replace an existing bridge that was built over 60 years ago. The project will improve traffic safety (lane widths, bike lanes, sidewalks, etc.) and improve drainage and embankment/slope protection.



### SCHEDULE SUMMARY

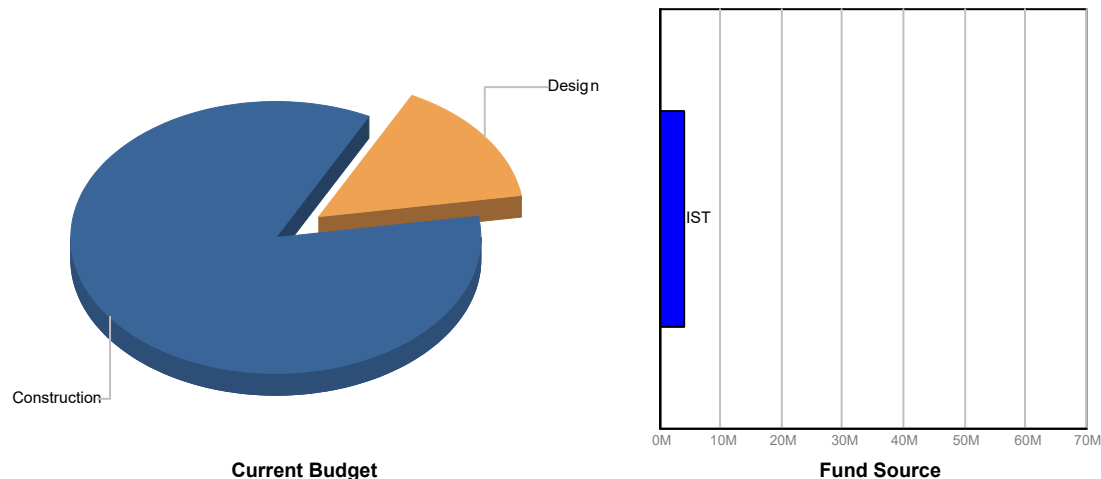
	Original	Actual
Project Start	7/1/2023	7/1/2023
Consultant Procurement Finish	12/5/2023	12/5/2023
Design Start	12/12/2023	12/12/2023
Design Complete	10/1/2026	
Permit Application	4/1/2026	
Permit Issued	11/1/2026	
Construction Start	5/14/2027	
Construction Complete	5/14/2028	

### PARTICIPATION

**Consultant**  
 SBE 98%  
 Local 100%

**Contractor**  
 SBE TBD  
 Local TBD

### FUNDING



### FINANCIAL SUMMARY

	Project Budget	Committed	% Committed	Paid To Date
	A	B	C=B/A	D
Design	\$600,000	\$405,689	67.61%	\$183,904
Construction	\$3,370,000	\$43,382	1.29%	\$16,389
<b>TOTAL</b>	<b>\$3,970,000</b>	<b>\$449,070</b>	<b>11.31%</b>	<b>\$200,293</b>

### NOTES

The project is funded for design (\$600k) in FY22 and for construction (\$3.37m) in FY26. Design is ongoing (35% complete). The scheduled dates have been revised to depict design, utility and permitting delays.



# Monthly Infrastructure Sales Tax Project Report

## Large Cap Projects

Data Date: 4/16/2026

Report Date: 4/30/2026

### DESCRIPTION/TEAM

**Project Title:** Summit Blvd. over C-51 Canal (934201)

Project Number: 1693  
 BCC District: 03  
 Delivery Method: Design CCNA  
 Category: B08-Bridge Replacements  
 Status: Design  
 Designer: Consor Engineers, LLC  
 Contractor: TBD  
 Project Manager: Maroun Azzi

### SCOPE

This project will replace an existing bridge that was built over 50 years ago. The project will improve traffic safety (lane widths, bike lanes, sidewalks, etc.) and improve drainage and embankment/slope protection. The project will also add a left turn lane servicing the adjacent school on the NE quadrant.

### PHOTO



### SCHEDULE SUMMARY

	Original	Actual
Project Start	3/1/2022	3/1/2022
Consultant Procurement Finish	12/1/2022	12/1/2022
Design Start	4/1/2023	3/14/2023
Design Complete	6/1/2026	
Permit Application	1/1/2025	
Permit Issued	6/1/2026	
Construction Start	12/1/2026	
Construction Complete	1/1/2029	

### PARTICIPATION

#### Consultant

SBE 40%

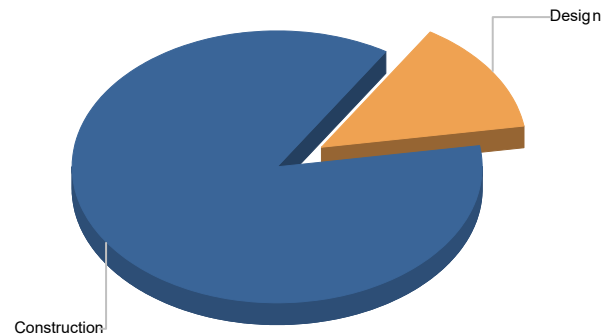
Local 100%

#### Contractor

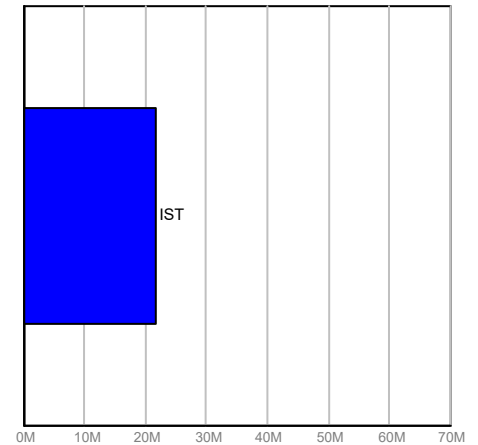
SBE TBD

Local TBD

### FUNDING



Current Budget



Fund Source

### FINANCIAL SUMMARY

	Project Budget	Committed	% Committed	Paid To Date
	A	B	C=B/A	D
Design	\$3,000,000	\$802,772	26.76%	\$681,660
Construction	\$18,863,000	\$50,924	0.27%	\$52,988
<b>TOTAL</b>	<b>\$21,863,000</b>	<b>\$853,695</b>	<b>3.90%</b>	<b>\$734,647</b>

### NOTES

The project is funded for design (\$3m) in FY22 and for construction (\$18.863m) in FY27. Design is ongoing (25% complete).




# Monthly Infrastructure Sales Tax Project Report

## Large Cap Projects

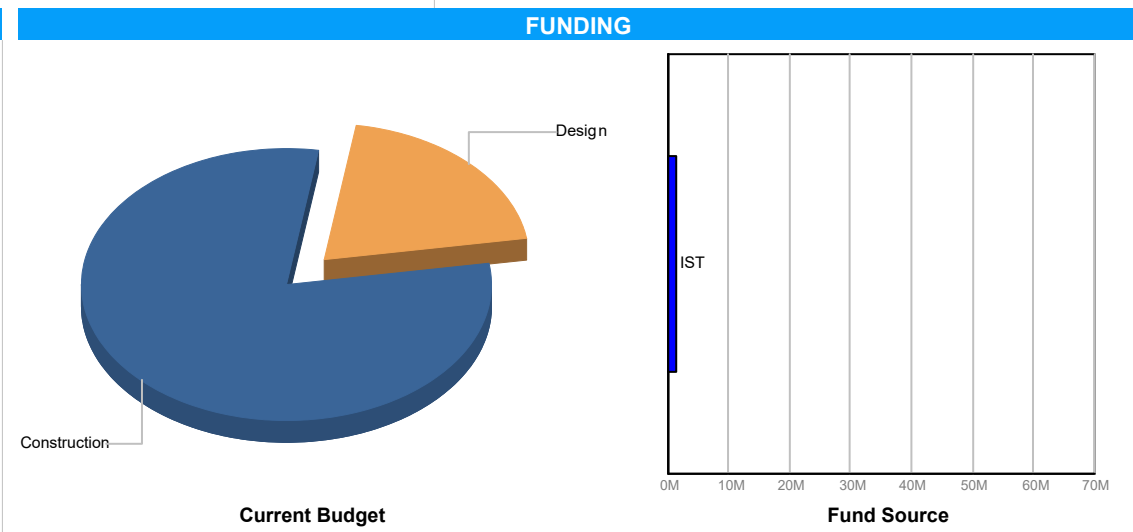
Data Date: 4/16/2026

Report Date: 4/30/2026

DESCRIPTION/TEAM	SCOPE	PHOTO
<p><b>Project Title:</b> Seminole Colony east (Okeechobee/Military)</p> <p>Project Number: 1694</p> <p>BCC District: 07</p> <p>Delivery Method: Design CCNA</p> <p>Category: D04-Drainage Improvements</p> <p>Status: Design</p> <p>Designer: Masse Consulting Services</p> <p>Contractor: TBD</p> <p>Project Manager: Carlos Bojorge</p>	<p>The project will include drainage improvements along Seminole Colony East (Spafford Avenue, Scott Avenue, Indian Road, and Gardenia Street) just north of Okeechobee Boulevard.</p>	

SCHEDULE SUMMARY		
	Original	Actual
Design Start	4/1/2023	4/1/2023
Design Complete	12/1/2025	
Construction Bid Date	3/1/2026	
Construction Start	7/1/2026	
Construction Complete	7/1/2027	

PARTICIPATION	
<b>Consultant</b>	
SBE	94.6%
Local	100%
<b>Contractor</b>	
SBE	TBD
Local	TBD



FINANCIAL SUMMARY				
	Project Budget	Committed	% Committed	Paid To Date
	A	B	C=B/A	D
Design	\$300,000	\$296,217	98.74%	\$239,688
Construction	\$1,200,000	\$19,256	1.60%	\$19,256
<b>TOTAL</b>	<b>\$1,500,000</b>	<b>\$315,473</b>	<b>21.03%</b>	<b>\$258,943</b>

### NOTES

Design is ongoing (65% complete). The project is funded for design (\$300k) in FY22 and for construction (\$1.2m) in FY24.



# Monthly Infrastructure Sales Tax Project Report

## Large Cap Projects

Data Date: 4/16/2026

Report Date: 4/30/2026

### DESCRIPTION/TEAM

### SCOPE

### PHOTO

**Project Title:** Seminole Colony west (Okeechobee/Military)  
**Project Number:** 1695  
**BCC District:** 07  
**Delivery Method:** Design CCNA  
**Category:** D04-Drainage Improvements  
**Status:** Construction  
**Designer:** Mock Roos  
**Contractor:** Johnson & Davis  
**Project Manager:** Carlos Bojorge

The project will include drainage improvements along Seminole Colony West just north of Okeechobee Boulevard and east of Military Trail. The improvement anticipates piping an existing ditch from the south termini (starting around Schall Rd. and Gardenia St. - if both were extended) to the outfall into the PBCID-EPB-E 11-S Canal.



### SCHEDULE SUMMARY

	Original	Actual
Design Start	10/1/2023	9/1/2023
Design Complete	4/1/2025	4/1/2025
Construction Bid Date	8/1/2025	11/8/2025
Construction Start	4/1/2026	
Construction Complete	3/1/2027	

### PARTICIPATION

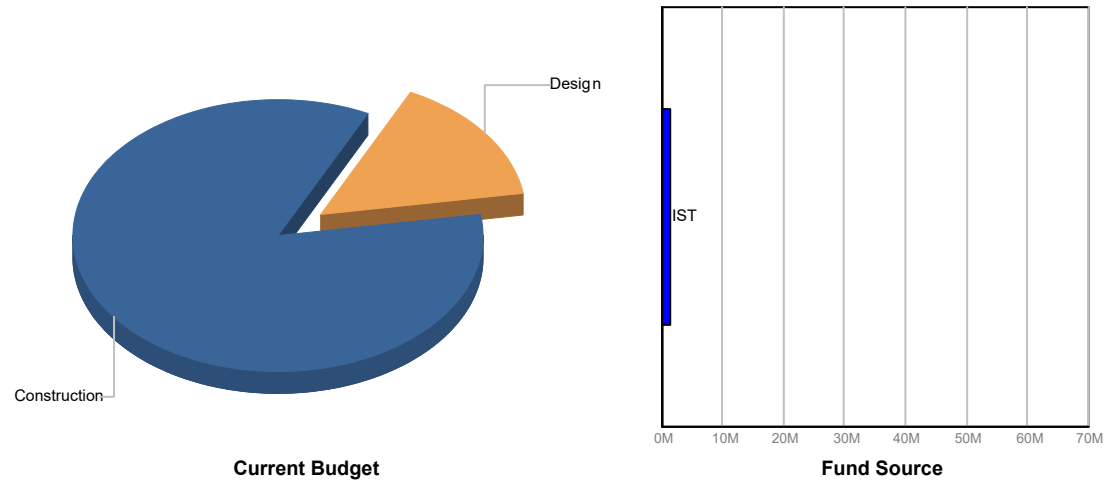
#### Consultant

SBE 32%  
 Local 100%

#### Contractor

SBE 17.2%  
 Local 100%

### FUNDING



### FINANCIAL SUMMARY

	Project Budget	Committed	% Committed	Paid To Date
	A	B	C=B/A	D
Design	\$200,000	\$153,581	76.79%	\$132,805
Construction	\$1,100,000	\$903,838	82.17%	\$20,138
<b>TOTAL</b>	<b>\$1,300,000</b>	<b>\$1,057,419</b>	<b>81.34%</b>	<b>\$152,944</b>

### NOTES

Design complete. The project is funded for design (\$200k) in FY22 and for construction (\$1.1m) in FY24. Construction is forthcoming (0% complete).



# Monthly Infrastructure Sales Tax Project Report

## Large Cap Projects

Data Date: 4/16/2026

Report Date: 4/30/2026

### DESCRIPTION/TEAM

### SCOPE

### PHOTO

**Project Title:** Palmetto Park Rd. from Glades Rd. to Crawford Blvd.  
**Project Number:** 1697  
**BCC District:** Multiple  
**Delivery Method:** Annual Construction Contract  
**Category:** R04-Resurfacing  
**Status:** Construction  
**Designer:** N/A  
**Contractor:** Ranger Construction Industries, Inc.  
**Project Manager:** Thomas Coppini

Resurfacing 10 miles (51.8 lane miles) of Palmetto Park Road from Glades Road to Crawford Boulevard (SW 3rd Ave.)  
 FY 2022 IST \$4,800,000.



### SCHEDULE SUMMARY

	Original	Actual
Milling and Pavement Complete	12/1/2025	
ADA (Curb/Cut Ramps) Complete	3/1/2026	
Traffic Striping Complete	1/15/2026	
Traffic Loops Complete	6/1/2026	

### PARTICIPATION

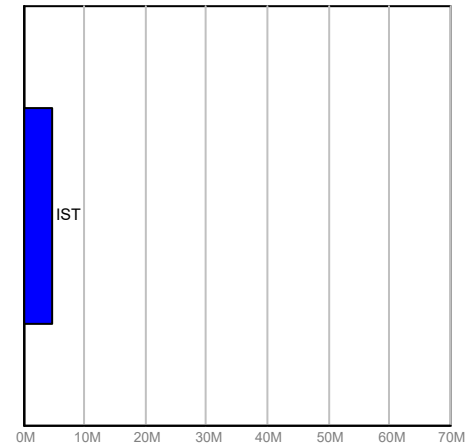
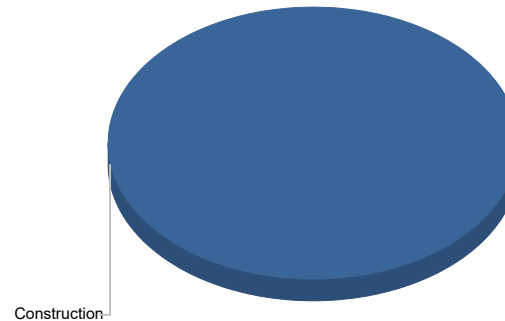
#### Consultant

SBE N/A  
 Local N/A

#### Contractor

SBE 15%  
 Local 100%

### FUNDING



Current Budget

Fund Source

### FINANCIAL SUMMARY

	Project Budget	Committed	% Committed	Paid To Date
	A	B	C=B/A	D
Construction	\$4,800,000	\$4,785,712	99.70%	\$4,139,239
<b>TOTAL</b>	<b>\$4,800,000</b>	<b>\$4,785,712</b>	<b>99.70%</b>	<b>\$4,139,239</b>

### NOTES

All of the resurfacing (RSF) work west of I-95 is complete. The RSF work east of I-95 (to Crawford) was delayed due to the bridge replacement project at the E-4 (El Rio) Canal.



# Monthly Infrastructure Sales Tax Project Report

## Large Cap Projects

Data Date: 4/16/2026

Report Date: 4/30/2026

### DESCRIPTION/TEAM

### SCOPE

### PHOTO

**Project Title:** Lantana Road & Congress Avenue

Project Number: 1714  
 BCC District: Multiple  
 Delivery Method: Design CCNA  
 Category: S08-Signals and Signal Systems  
 Status: Construction  
 Designer: Propel Engineering, Inc.  
 Contractor: Gerelco Traffic Controls, Inc.  
 Project Manager: May Cheng

This project will replace the existing span-wire signal system with a mast arm signal system.  
 FY 2022 IST \$150,000  
 FY 2023 IST \$500,000  
 FY 2025 IST \$400,000



### SCHEDULE SUMMARY

### PARTICIPATION

### FUNDING

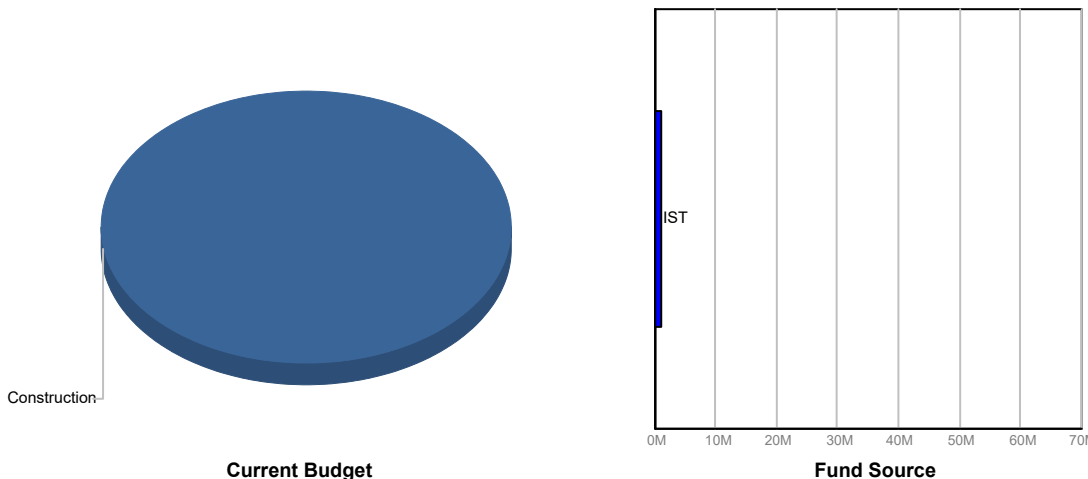
	Original	Actual
Design NTP Issued	12/15/2021	12/15/2021
Design Complete	12/21/2025	11/14/2025
Construction Start	5/14/2026	11/24/2025
Construction Complete	5/14/2027	

**Consultant**

SBE 77%  
 Local 100%

**Contractor**

SBE 0%  
 Local 100%



### FINANCIAL SUMMARY

### NOTES

	Project Budget	Committed	% Committed	Paid To Date
	A	B	C=B/A	D
Construction	\$1,050,000	\$174,993	16.67%	\$146,537
<b>TOTAL</b>	<b>\$1,050,000</b>	<b>\$174,993</b>	<b>16.67%</b>	<b>\$146,537</b>

Construction is ongoing (0% complete). A Budget Transfer (BT 25-0387) was approved on 3/11/25 that increased the funding by \$400,000.



# Monthly Infrastructure Sales Tax Project Report

## Large Cap Projects

Data Date: 4/16/2026

Report Date: 4/30/2026

### DESCRIPTION/TEAM

### SCOPE

### PHOTO

**Project Title:** Lake Lytal Aquatic Center Replace Public Aquatic Facility

Project Number: 17218

BCC District: 03

Delivery Method: Construction Management at Risk

Category: A02-Aquatic Facility Repair and Replacement

Status: Construction

Designer: Harvard Jolly, Inc.

Contractor: Kauffman Lynn

Project Manager: Rich Carlton

The project entails constructing a new multi-phase Aquatic Complex mainly on undeveloped land along Kirk Rd. within Lake Lytal Park. The existing Pool Facility is to be demolished once the new aquatic center is opened to the public. The major components of the new Aquatic Complex will be a 70 Meter competition pool with dive well, a family water play area, 6-lane warm-up pool, flow riders, slides and building amenities such as restrooms, lockers, concession stand.

FY 2017 IST - \$4,000,000  
 FY 2018 IST - \$2,000,000  
 FY 2023 IST - \$6,152,500  
 FY 2024 IST - \$18,393,368  
 FY 2025 IST - \$18,941,000



### SCHEDULE SUMMARY

	Original	Actual
Project Start	4/19/2018	4/19/2018
Design Start (Master Plan)	7/10/2018	7/10/2018
Design Start (Aquatic Center)	11/20/2018	5/1/2023
Construction Start	7/1/2019	3/25/2024
Substantial Completion	7/1/2020	
Project Completion	9/1/2020	

### PARTICIPATION

**Consultant**

SBE 30%

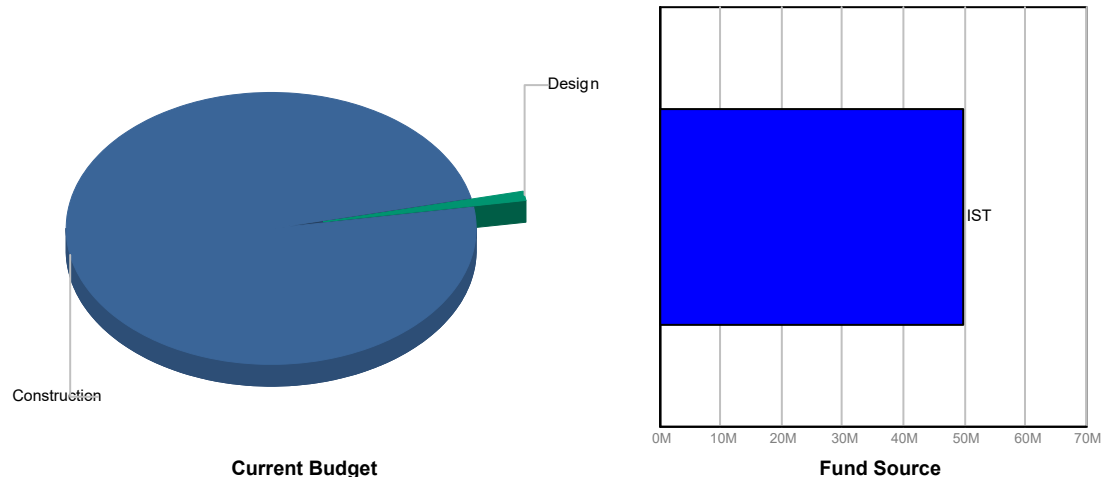
Local 100%

**Contractor**

SBE 24.66%

Local 100%

### FUNDING



### FINANCIAL SUMMARY

	Project Budget	Committed	% Committed	Paid To Date
	A	B	C=B/A	D
Design	\$564,766	\$569,893	100.91%	\$455,317
Construction	\$49,246,854	\$43,475,189	88.28%	\$12,644,692
Furniture, Fixtures & Equipment	\$0	\$282	0.00%	\$282
Other	\$0	\$37,316	0.00%	\$37,316
Contingency	\$0	\$341,700	0.00%	\$71,170
<b>TOTAL</b>	<b>\$49,811,620</b>	<b>\$44,424,381</b>	<b>89.18%</b>	<b>\$13,208,777</b>

### NOTES

Phase 1 (Site Work) is complete. Phase 2 (Site Infrastructure) All change orders have been approved. Phase 3 (Vertical Construction) Construction is fully active. Building 2 is working on footer layout, dewatering, and grading. Building 3 continues underground rough-in in the electrical and IT rooms, and the duct bank has been poured. Building 4 has completed slab-on-grade forming and embed-plate welding. At the Competition Pool, excavation is finished and grading continues. Sitewide excess fill removal is ongoing, and OAC meetings continue biweekly.



# Monthly Infrastructure Sales Tax Project Report

## Large Cap Projects

Data Date: 4/16/2026

Report Date: 4/30/2026

### DESCRIPTION/TEAM

### SCOPE

### PHOTO

**Project Title:** East Ocean Ave. (C-812) over Hypoluxo Island Lagoon (934347)  
**Project Number:** 1728  
**BCC District:** 04  
**Delivery Method:** Design CCNA  
**Category:** B04-Bridge Modifications  
**Status:** Design  
**Designer:** Scalar  
**Contractor:** TBD  
**Project Manager:** Kristine Frazelle-Smith

This project will replace an existing bridge that was built over 35 years ago. The project will improve traffic safety (lane widths, bike lanes, sidewalks, etc.) and improve drainage and embankment/slope protection.



### SCHEDULE SUMMARY

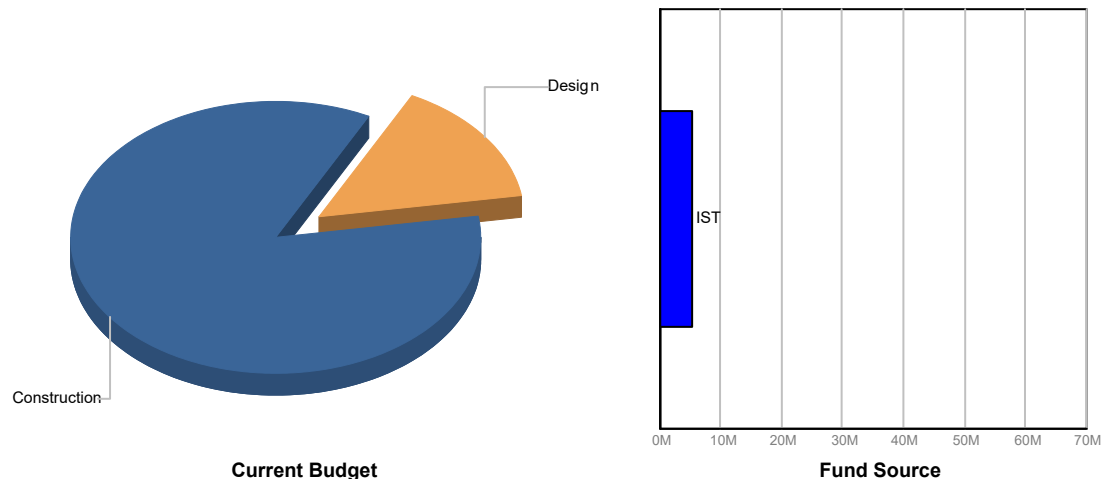
	Original	Actual
Project Start	9/1/2023	9/1/2023
Consultant Procurement Finish	1/23/2024	1/23/2024
Design Start	2/1/2024	2/1/2024
Design Complete	6/1/2026	
Permit Application	4/1/2025	
Permit Issued	6/1/2026	
Construction Start	12/1/2026	
Construction Complete	2/1/2028	

### PARTICIPATION

**Consultant**  
 SBE 12.4%  
 Local 100%

**Contractor**  
 SBE TBD  
 Local TBD

### FUNDING



### FINANCIAL SUMMARY

	Project Budget	Committed	% Committed	Paid To Date
	A	B	C=B/A	D
Design	\$800,000	\$555	0.07%	\$555
Construction	\$4,582,000	\$671,987	14.67%	\$273,112
<b>TOTAL</b>	<b>\$5,382,000</b>	<b>\$672,543</b>	<b>12.50%</b>	<b>\$273,667</b>

### NOTES

The project is funded for design (\$800k) in FY23 and for construction (\$4.582m) in FY26. Design is ongoing (15% complete).



# Monthly Infrastructure Sales Tax Project Report

## Large Cap Projects

Data Date: 4/16/2026

Report Date: 4/30/2026

### DESCRIPTION/TEAM

### SCOPE

### PHOTO

**Project Title:** Duda Rd. over SFWMD Lat. 14 Canal (Hillsboro Canal) (934519)  
**Project Number:** 1729  
**BCC District:** 06  
**Delivery Method:** Design CCNA  
**Category:** B08-Bridge Replacements  
**Status:** Design  
**Designer:** R.J. Behar  
**Contractor:** TBD  
**Project Manager:** Carlos Bojorge

This project will replace an existing bridge that was built over 70 years ago. The project will improve traffic safety (lane widths, sidewalks, etc.) and improve embankment/slope protection.



### SCHEDULE SUMMARY

	Original	Actual
Project Start	11/1/2022	11/1/2022
Consultant Procurement Finish	4/1/2024	4/1/2024
Design Start	6/11/2024	6/11/2024
Design Complete	12/1/2026	
Permit Application	12/1/2025	
Permit Issued	12/1/2026	
Construction Start	6/1/2027	
Construction Complete	4/1/2029	

### PARTICIPATION

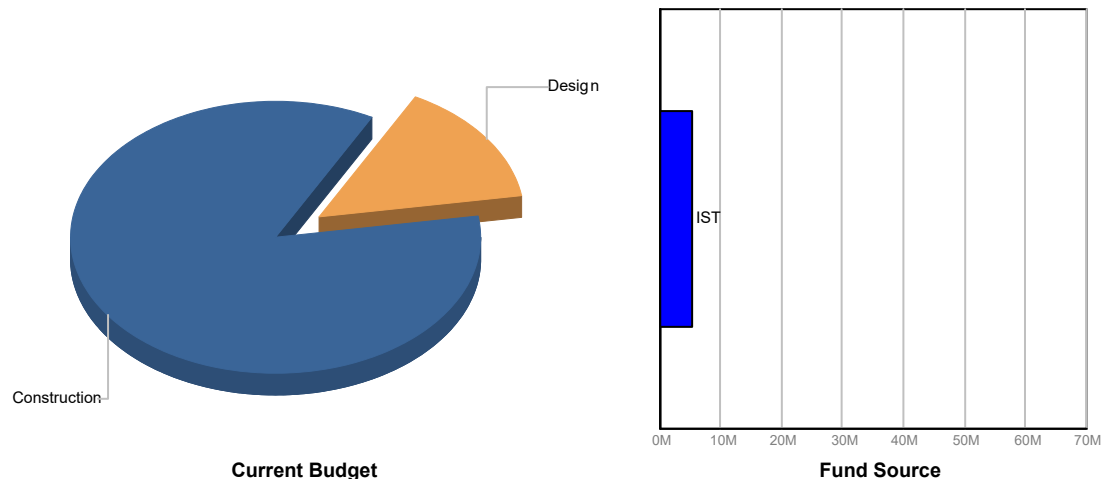
#### Consultant

SBE 23%  
 Local 100%

#### Contractor

SBE TBD  
 Local TBD

### FUNDING



### FINANCIAL SUMMARY

	Project Budget	Committed	% Committed	Paid To Date
	A	B	C=B/A	D
Design	\$800,000	\$0	0.00%	\$0
Construction	\$4,667,000	\$495,247	10.61%	\$76,391
<b>TOTAL</b>	<b>\$5,467,000</b>	<b>\$495,247</b>	<b>9.06%</b>	<b>\$76,391</b>

### NOTES

The project is funded for design (\$800k) in FY23 and for construction (\$4.667m) in FY27. Design is ongoing (10% complete).



# Monthly Infrastructure Sales Tax Project Report

## Large Cap Projects

Data Date: 4/16/2026

Report Date: 4/30/2026

### DESCRIPTION/TEAM

### SCOPE

### PHOTO

**Project Title:** Orange Blvd. from Seminole Pratt Whitney to Royal Palm Beach Blvd.  
**Project Number:** 1730  
**BCC District:** 06  
**Delivery Method:** Design CCNA  
**Category:** D04-Drainage Improvements  
**Status:** Design  
**Designer:** K-F Group and Mock Ross  
**Contractor:** TBD  
**Project Manager:** Maroun Azzi

The project has been split up into two projects:

- 1) Orange Blvd. from Coconut to Royal Palm Beach is a 2-lane to 5-lane widening project (design by K-F Group) within the 5-Yr. Road Program (Project #2018506). The project will provide comprehensive drainage improvements.
- 2) Orange Blvd. from Seminole Pratt Whitney to Coconut is currently a drainage Study Project (Project #2023802 NTP 4/9/25) by Mock Roos to determine what drainage improvements are needed.



### SCHEDULE SUMMARY

	Original	Actual
Design Start	6/23/2022	6/23/2022
Design Complete	2/1/2028	
Construction Bid Date	6/1/2028	
Construction Start	1/1/2029	
Construction Complete	4/1/2030	

### PARTICIPATION

**Consultant**

SBE 100%

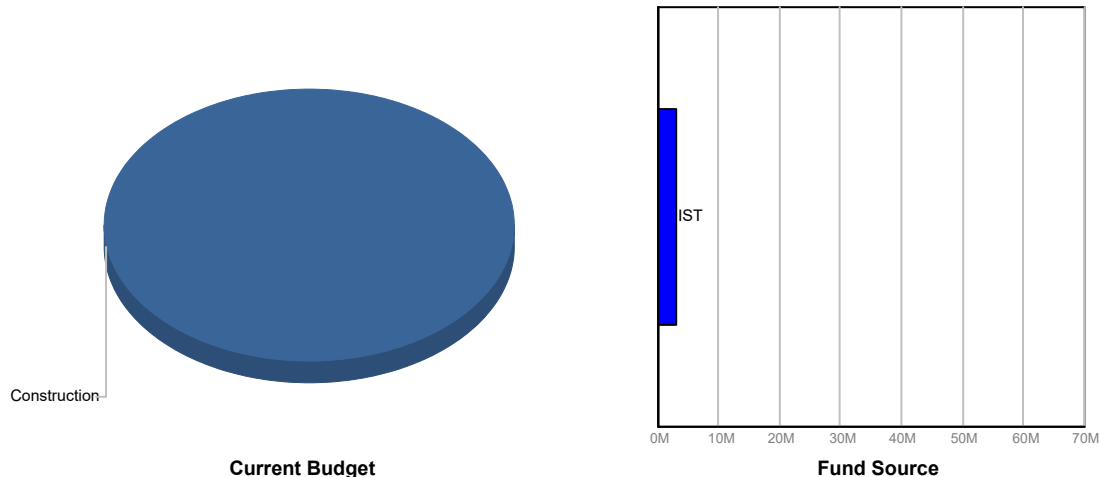
Local 100%

**Contractor**

SBE TBD

Local TBD

### FUNDING



### FINANCIAL SUMMARY

	Project Budget	Committed	% Committed	Paid To Date
	A	B	C=B/A	D
Construction	\$3,000,000	\$161,126	5.37%	\$147,054
<b>TOTAL</b>	<b>\$3,000,000</b>	<b>\$161,126</b>	<b>5.37%</b>	<b>\$147,054</b>

### NOTES

The project is funded for design (\$600k) in FY23 and for construction (\$2.4m) in FY25.

Design for Project #2018506 is 65% complete.

Drainage Study for Project #2023802 is 90% complete.




# Monthly Infrastructure Sales Tax Project Report

## Large Cap Projects

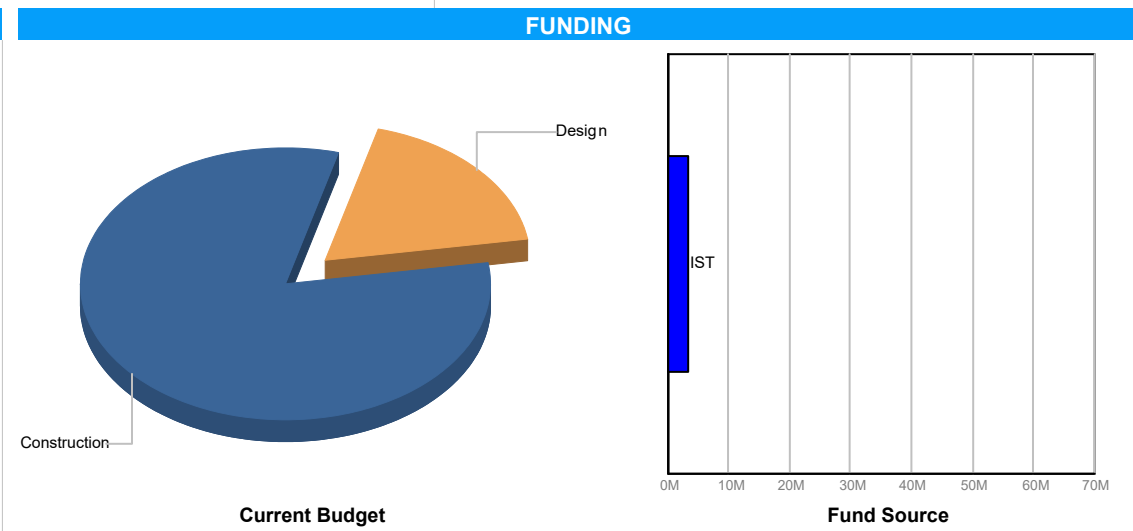
Data Date: 4/16/2026

Report Date: 4/30/2026

DESCRIPTION/TEAM	SCOPE	PHOTO
<p><b>Project Title:</b> Lantana Rd. from Hagen Ranch Rd. to I-95</p> <p>Project Number: 1731</p> <p>BCC District: Multiple</p> <p>Delivery Method: Annual Construction Contract</p> <p>Category: R04-Resurfacing</p> <p>Status: Design</p> <p>Designer: Mock, Roos &amp; Associates</p> <p>Contractor: TBD</p> <p>Project Manager: Chase Miller</p>	<p>Resurfacing 5.5 miles (33 lane miles) of Lantana Road from Hagen Ranch Road to I-95. The road exhibits deteriorating surface conditions caused by issues with the underground closed drainage system.</p> <p>FY2022 IST \$3,280,000</p>	

SCHEDULE SUMMARY		
	Original	Actual
Drainage Repairs Complete	12/1/2026	
Milling and Pavement Complete	6/1/2027	
ADA (Curb/Cut Ramps) Complete	9/1/2027	
Traffic Striping Complete	8/1/2027	
Traffic Loops Complete	12/1/2027	

PARTICIPATION	
<b>Consultant</b>	
SBE	0%
Local	100%
<b>Contractor</b>	
SBE	15%
Local	100%



FINANCIAL SUMMARY				
	Project Budget	Committed	% Committed	Paid To Date
	A	B	C=B/A	D
Design	\$600,000	\$0	0.00%	\$0
Construction	\$2,680,000	\$6,070	0.23%	\$6,070
<b>TOTAL</b>	<b>\$3,280,000</b>	<b>\$6,070</b>	<b>0.19%</b>	<b>\$6,070</b>

**NOTES**

Drainage infrastructure study underway to determine scope of drainage repairs. Outstanding work includes drainage repairs, milling and paving, updating ADA ramps, restriping the road, and replacing traffic loops.



# Monthly Infrastructure Sales Tax Project Report

## Large Cap Projects

Data Date: 4/16/2026

Report Date: 4/30/2026

### DESCRIPTION/TEAM

### SCOPE

### PHOTO

**Project Title:** Countywide Street Lighting FY23 (frmly Lyons Rd (Lantana to Boynton Bch Blvd))

Project Number: 1760

BCC District: CW

Delivery Method: Florida Power and Light

Category: S14-Street Lighting

Status: Construction

Designer: Florida Power & Light

Contractor: Florida Power & Light

Project Manager: May Cheng

These projects will replace the high pressure sodium street lights with LED lights. Many of the street lights along County roads are owned and maintained by Florida Power and Light (FPL) with the County paying all the operation and maintenance costs (including power). FPL will be responsible for the final design and installation to convert the street lighting to the newer LED technology, and the County will reimburse FPL all applicable conversion costs. The result will provide a cost savings, better quality illumination, and a more desirable environmental light source.



### SCHEDULE SUMMARY

### PARTICIPATION

### FUNDING

	Original	Actual
Gateway/Lawrence to Savannah Lakes		
Gun Club/Kirk to Congress	7/19/2019	7/19/2019
Military/Camino Real to SW 18th		
Lawrence/Gateway to Boynton Beach		
Lake Worth/Wellington City Limits to SR 7		
Lawrence/Hypoluxo to Miner		
Jog/Hypoluxo to Joe de Long		
Hagen Ranch/Boynton Beach to W. Atlan		
Clint Moore/SR 7 to Turpike	10/28/2024	10/28/2024
Hypoluxo/SR 7 to Hagen Ranch		
Okeechobee/SR 7 to Turpike		
Jog/Woolbright to Lake Ida		
Military/Waditika Wy to Okeechobee		

**Consultant**

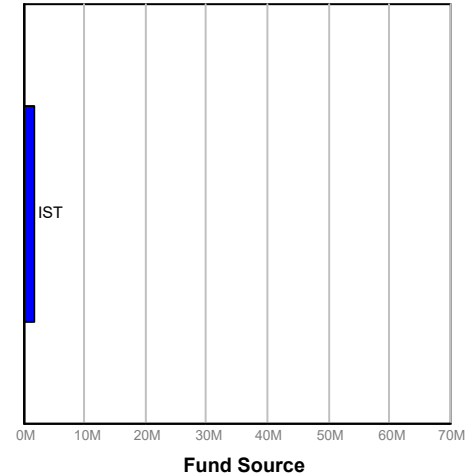
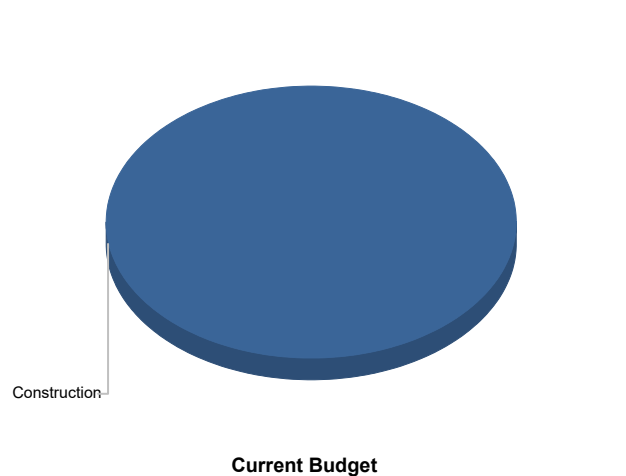
SBE N/A

Local N/A

**Contractor**

SBE N/A

Local N/A



### FINANCIAL SUMMARY

### NOTES

	Project Budget	Committed	% Committed	Paid To Date
	A	B	C=B/A	D
Construction	\$1,830,000	\$247,818	13.54%	\$218,040
<b>TOTAL</b>	<b>\$1,830,000</b>	<b>\$247,818</b>	<b>13.54%</b>	<b>\$218,040</b>

There are 15 street lighting projects (road segments) funded (\$1,830,000) for conversion in FY 2023. As of 12/1/25, two projects have been completed.



# Monthly Infrastructure Sales Tax Project Report

## Large Cap Projects

Data Date: 4/16/2026

Report Date: 4/30/2026

### DESCRIPTION/TEAM

### SCOPE

### PHOTO

**Project Title:** Congress Ave. from Clint Moore Rd. to Lake Ida Rd.  
**Project Number:** 1779  
**BCC District:** Multiple  
**Delivery Method:** Annual Contract  
**Category:** R04-Resurfacing  
**Status:** Construction  
**Designer:** N/A  
**Contractor:** Ranger  
**Project Manager:** Chase Miller

Resurfacing 4.7 miles (28.2 lane miles) of Congress Avenue from Clint Moore Road to Lake Ida Road.  
  
 IST FY2024 \$3,300,000.00



### SCHEDULE SUMMARY

	Original	Actual
Milling and Pavement Complete	12/1/2025	
ADA (Curb/Cut Ramps) Complete	3/1/2026	
Traffic Striping Complete	1/1/2026	
Traffic Loops Complete	9/1/2026	

### PARTICIPATION

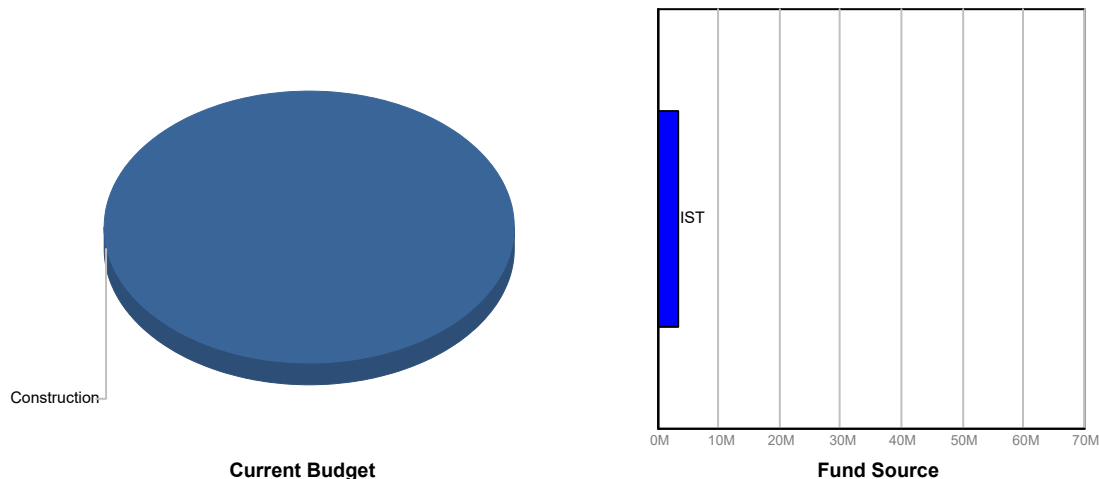
#### Consultant

SBE N/A  
 Local N/A

#### Contractor

SBE 15%  
 Local 100%

### FUNDING



### FINANCIAL SUMMARY

	Project Budget	Committed	% Committed	Paid To Date
	A	B	C=B/A	D
Construction	\$3,300,000	\$3,008,450	91.17%	\$156,516
<b>TOTAL</b>	<b>\$3,300,000</b>	<b>\$3,008,450</b>	<b>91.17%</b>	<b>\$156,516</b>

### NOTES

Outstanding work includes milling and paving, updating ADA ramps, restriping the road, and replacing traffic loops.



# Monthly Infrastructure Sales Tax Project Report

## Large Cap Projects

Data Date: 4/16/2026

Report Date: 4/30/2026

### DESCRIPTION/TEAM

### SCOPE

### PHOTO

**Project Title:** S.W. 18th St. from Boca Rio Rd. to Military Trail  
**Project Number:** 1782  
**BCC District:** 04  
**Delivery Method:** Annual Construction Contract  
**Category:** R04-Resurfacing  
**Status:** Construction  
**Designer:** N/A  
**Contractor:** Ranger  
**Project Manager:** Chase Miller

Resurfacing 2.5 miles (10.8 lane miles) of SW 18th Street from Boca Rio Road to Military Trail.  
 IST FY2024 \$1,300,000.00



### SCHEDULE SUMMARY

### PARTICIPATION

### FUNDING

	Original	Actual
Milling and Pavement Complete	10/1/2026	
ADA (Curb/Cut Ramps) Complete	2/1/2027	
Traffic Striping Complete	12/1/2026	
Traffic Loops Complete	4/1/2027	

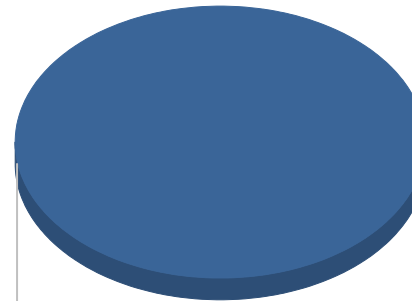
#### Consultant

SBE N/A  
 Local N/A

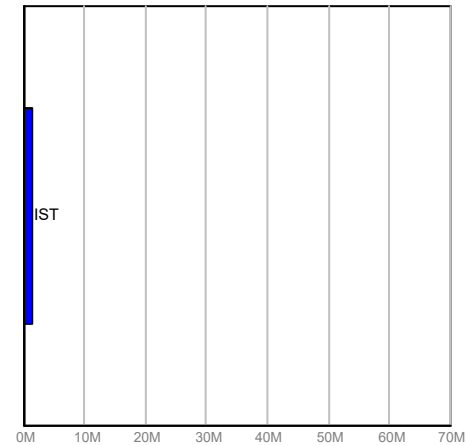
#### Contractor

SBE 15%  
 Local 100%

Construction



Current Budget



Fund Source

### FINANCIAL SUMMARY

### NOTES

	Project Budget	Committed	% Committed	Paid To Date
	A	B	C=B/A	D
Construction	\$1,300,000	\$158,527	12.19%	\$55,527
<b>TOTAL</b>	<b>\$1,300,000</b>	<b>\$158,527</b>	<b>12.19%</b>	<b>\$55,527</b>

Outstanding work includes milling and paving, updating ADA ramps, restriping the road, and replacing traffic loops.



# Monthly Infrastructure Sales Tax Project Report

## Large Cap Projects

Data Date: 4/16/2026

Report Date: 4/30/2026

### DESCRIPTION/TEAM

### SCOPE

### PHOTO

**Project Title:** Lake Ida Rd. from Hagen Ranch Rd. to Congress Ave.  
**Project Number:** 1813  
**BCC District:** Multiple  
**Delivery Method:** Annual Construction Contract  
**Category:** R04-Resurfacing  
**Status:** Construction  
**Designer:** N/A  
**Contractor:** M&M Asphalt Maintenance  
**Project Manager:** Chase Miller

Resurfacing 4.5 miles (14.4 lane miles) of Lake Ida Road from Hagan Ranch Road to Congress Avenue.



### SCHEDULE SUMMARY

	Original	Actual
Milling and Pavement Complete	8/1/2026	
ADA (Curb/Cut Ramps) Complete	10/1/2026	
Traffic Striping Complete	10/1/2026	
Traffic Loops Complete	1/1/2027	

### PARTICIPATION

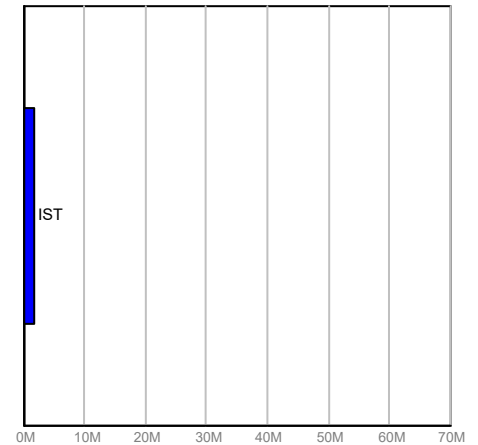
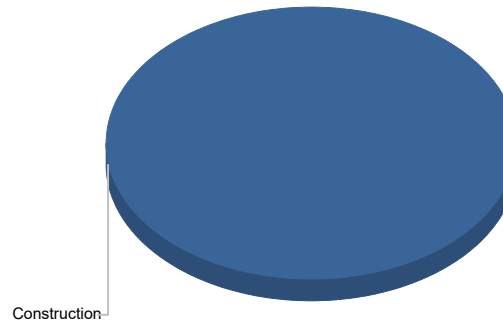
#### Consultant

SBE N/A  
 Local N/A

#### Contractor

SBE 10%  
 Local 100%

### FUNDING



Current Budget

Fund Source

### FINANCIAL SUMMARY

	Project Budget	Committed	% Committed	Paid To Date
	A	B	C=B/A	D
Construction	\$1,850,000	\$1,563,651	84.52%	\$248,057
<b>TOTAL</b>	<b>\$1,850,000</b>	<b>\$1,563,651</b>	<b>84.52%</b>	<b>\$248,057</b>

### NOTES

Outstanding work includes milling and paving, updating ADA ramps, restriping the road, and replacing traffic loops.



# Monthly Infrastructure Sales Tax Project Report

## Large Cap Projects

Data Date: 4/16/2026

Report Date: 4/30/2026

### DESCRIPTION/TEAM

### SCOPE

### PHOTO

**Project Title:** Old Dixie Hwy. from South County Line to Spanish River Blvd.  
**Project Number:** 1814  
**BCC District:** 04  
**Delivery Method:** Annual Construction Contract  
**Category:** R04-Resurfacing  
**Status:** Construction  
**Designer:** N/A  
**Contractor:** M&M Asphalt Maintenance  
**Project Manager:** Chase Miller

Resurfacing 4.6 miles (18.4 lane miles) of Old Dixie Hwy. from S. County line to Spanish River.



### SCHEDULE SUMMARY

### PARTICIPATION

### FUNDING

	Original	Actual
Milling and Pavement Complete	12/1/2026	
ADA (Curb/Cut Ramps) Complete	10/1/2026	
Traffic Striping Complete	2/1/2027	
Traffic Loops Complete	6/1/2027	

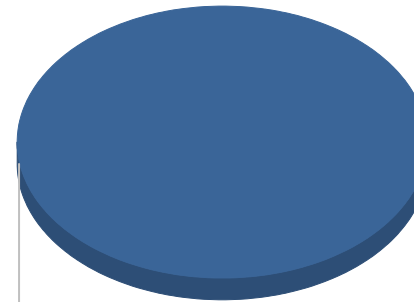
#### Consultant

SBE N/A  
 Local N/A

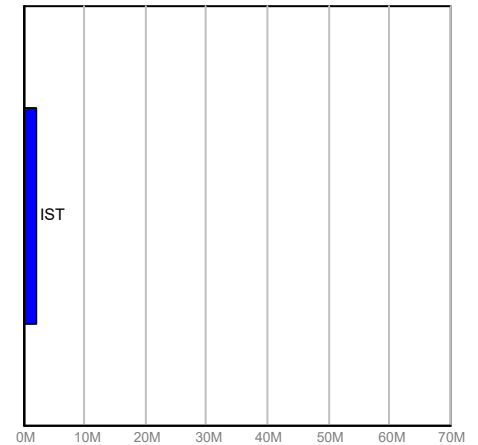
#### Contractor

SBE 10%  
 Local 100%

Construction



Current Budget



Fund Source

### FINANCIAL SUMMARY

### NOTES

	Project Budget	Committed	% Committed	Paid To Date
	A	B	C=B/A	D
Construction	\$2,170,000	\$53,762	2.48%	\$53,762
<b>TOTAL</b>	<b>\$2,170,000</b>	<b>\$53,762</b>	<b>2.48%</b>	<b>\$53,762</b>

Outstanding work includes milling and paving, updating ADA ramps, restriping the road, and replacing traffic loops.




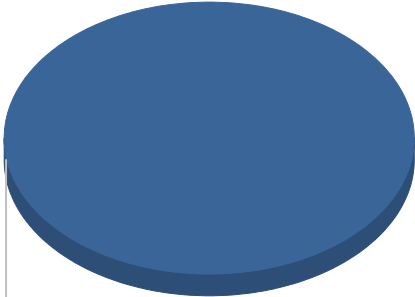

# Monthly Infrastructure Sales Tax Project Report

## Large Cap Projects

Data Date: 4/16/2026

Report Date: 4/30/2026

DESCRIPTION/TEAM	SCOPE	PHOTO
<p><b>Project Title:</b> Corkscrew Blvd. from County line to U.S. 27</p> <p>Project Number: 1815</p> <p>BCC District: 06</p> <p>Delivery Method: Annual Construction Contract</p> <p>Category: R04-Resurfacing</p> <p>Status: Construction</p> <p>Designer: N/A</p> <p>Contractor: M&amp;M Asphalt Maintenance</p> <p>Project Manager: Trace Doyle</p>	<p>Resurfacing 7 miles (14 lane miles) of Corkscrew Boulevard from County line to US 27.</p>	

SCHEDULE SUMMARY	PARTICIPATION	FUNDING									
<table border="1"> <thead> <tr> <th></th> <th>Original</th> <th>Actual</th> </tr> </thead> <tbody> <tr> <td>Milling and Pavement Complete</td> <td>9/1/2025</td> <td></td> </tr> <tr> <td>Traffic Striping Complete</td> <td>10/1/2025</td> <td></td> </tr> </tbody> </table>		Original	Actual	Milling and Pavement Complete	9/1/2025		Traffic Striping Complete	10/1/2025		<p><b>Consultant</b></p> <p>SBE N/A</p> <p>Local N/A</p> <p><b>Contractor</b></p> <p>SBE 10%</p> <p>Local 100%</p>	<div style="text-align: center;">  <p>Construction</p> <p><b>Current Budget</b></p> </div> <div style="text-align: center;">  <p><b>Fund Source</b></p> </div>
	Original	Actual									
Milling and Pavement Complete	9/1/2025										
Traffic Striping Complete	10/1/2025										

FINANCIAL SUMMARY				
	Project Budget	Committed	% Committed	Paid To Date
	A	B	C=B/A	D
Construction	\$1,400,000	\$1,203,431	85.96%	\$1,203,431
<b>TOTAL</b>	<b>\$1,400,000</b>	<b>\$1,203,431</b>	<b>85.96%</b>	<b>\$1,203,431</b>

**NOTES**

Outstanding work includes milling, paving, and restriping the road.



# Monthly Infrastructure Sales Tax Project Report

## Large Cap Projects

Data Date: 4/16/2026

Report Date: 4/30/2026

### DESCRIPTION/TEAM

### SCOPE

### PHOTO

**Project Title:** El Clair Ranch Rd. from Atlantic Ave. to Boynton Beach Blvd.  
**Project Number:** 1816  
**BCC District:** 05  
**Delivery Method:** Annual Construction Contract  
**Category:** R04-Resurfacing  
**Status:** Construction  
**Designer:** N/A  
**Contractor:** M&M Asphalt Maintenance  
**Project Manager:** Chase Miller

Resurfacing 5.2 miles (10.4 lane miles) of El Clair Ranch Road from Atlantic Avenue to Boynton Beach Boulevard.



### SCHEDULE SUMMARY

	Original	Actual
Milling and Pavement Complete	12/1/2026	
ADA (Curb/Cut Ramps) Complete	10/1/2026	
Traffic Striping Complete	2/1/2027	
Traffic Loops Complete	5/1/2027	

### PARTICIPATION

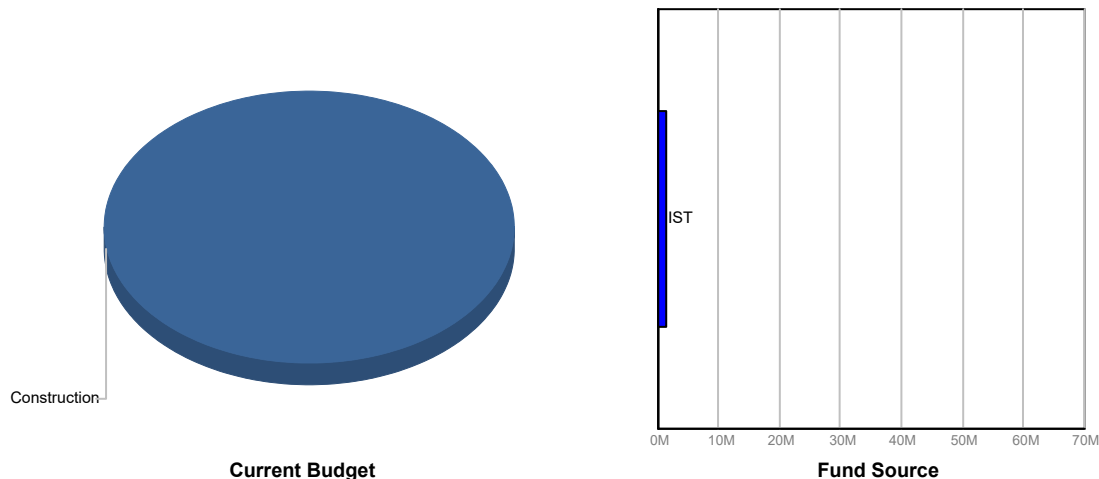
#### Consultant

SBE N/A  
 Local N/A

#### Contractor

SBE 10%  
 Local 100%

### FUNDING



### FINANCIAL SUMMARY

	Project Budget	Committed	% Committed	Paid To Date
	A	B	C=B/A	D
Construction	\$1,360,000	\$90,765	6.67%	\$90,765
<b>TOTAL</b>	<b>\$1,360,000</b>	<b>\$90,765</b>	<b>6.67%</b>	<b>\$90,765</b>

### NOTES

Outstanding work includes milling and paving, updating ADA ramps, restriping the road, and replacing traffic loops.



# Monthly Infrastructure Sales Tax Project Report

## Large Cap Projects

Data Date: 4/16/2026

Report Date: 4/30/2026

### DESCRIPTION/TEAM

### SCOPE

### PHOTO

**Project Title:** Judge Winnikoff Rd. from State Rd. 7 to Glades Rd.  
**Project Number:** 1820  
**BCC District:** 05  
**Delivery Method:** Annual Construction Contract  
**Category:** R04-Resurfacing  
**Status:** Construction  
**Designer:** N/A  
**Contractor:** M&M Asphalt Maintenance  
**Project Manager:** Chase Miller

Resurfacing 3.9 miles (10.0 lane miles) of Judge Winnikoff Road from Glades Road to SR 7.



### SCHEDULE SUMMARY

### PARTICIPATION

### FUNDING

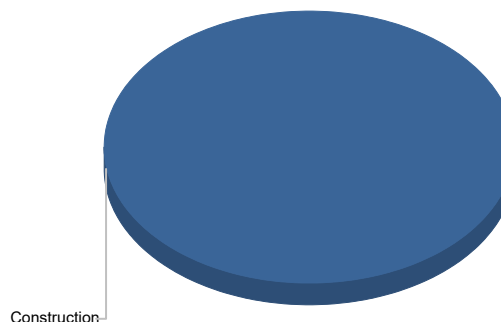
	Original	Actual
Milling and Pavement Complete	9/1/2026	
ADA (Curb/Cut Ramps) Complete	12/1/2026	
Traffic Striping Complete	11/1/2026	
Traffic Loops Complete	2/1/2027	

#### Consultant

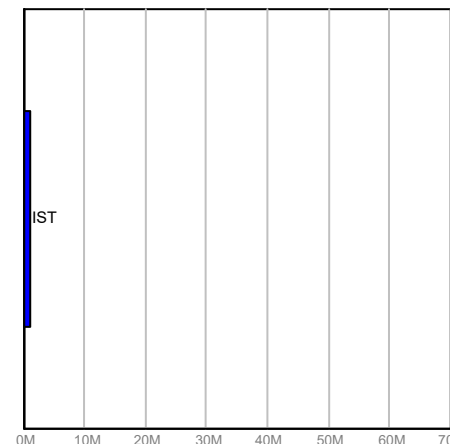
SBE N/A  
 Local N/A

#### Contractor

SBE 10%  
 Local 100%



Current Budget



Fund Source

### FINANCIAL SUMMARY

### NOTES

	Project Budget	Committed	% Committed	Paid To Date
	A	B	C=B/A	D
Construction	\$1,030,000	\$63,758	6.19%	\$63,758
<b>TOTAL</b>	<b>\$1,030,000</b>	<b>\$63,758</b>	<b>6.19%</b>	<b>\$63,758</b>

Outstanding work includes milling and paving, updating ADA ramps, restriping the road, and replacing traffic loops.



# Monthly Infrastructure Sales Tax Project Report

## Large Cap Projects

Data Date: 4/16/2026

Report Date: 4/30/2026

### DESCRIPTION/TEAM

### SCOPE

### PHOTO

**Project Title:** Courthouse Buildout and Renovations

Improvement of approximately 100,000 square feet of unfinished interior space upon floors one, seven and eight of the Judge Daniel T.K. Hurley Courthouse in downtown West Palm Beach, as well as other incidental interior improvements. All improvements will implement the Palm Beach County Judicial Facilities Master Plan Update.  
 IST funding consists of:  
 \$8,000,000 in FY 2022,  
 \$24,500,000 in FY 2023  
 \$35,136,943 in FY 2024,  
 \$3,000,000 Impact Fees  
 Total of \$70,636,943.



Project Number: B592  
 BCC District: CW  
 Delivery Method: CMAR  
 Category: J02-Judicial  
 Status: Permitting  
 Designer: Leo A. Daly  
 Contractor: The Weitz Company LLC  
 Project Manager: Rich Avery

### SCHEDULE SUMMARY

	Original	Actual
Design Contract Issued	6/7/2022	6/7/2022
Design Commencement	6/17/2022	6/17/2022
Design Completion 1st, 7th, & 8th floors	5/18/2023	1/29/2026
Permitting	1/29/2026	

### PARTICIPATION

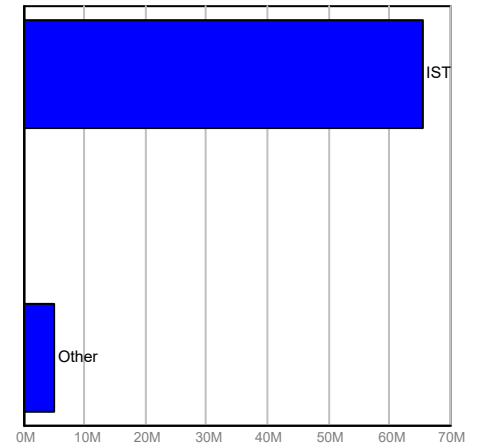
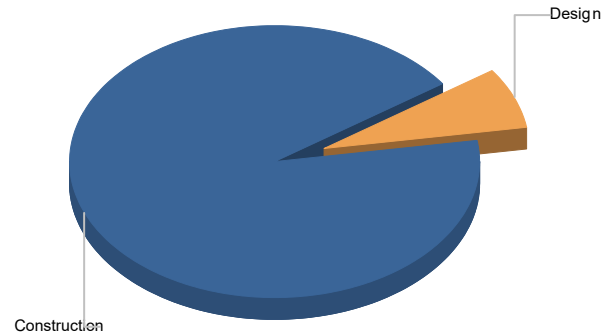
#### Consultant

SBE 25%  
 Local 100%

#### Contractor

SBE TBD  
 Local TBD

### FUNDING



Current Budget

Fund Source

### FINANCIAL SUMMARY

	Project Budget	Committed	% Committed	Paid To Date
	A	B	C=B/A	D
Design	\$5,026,992	\$2,231,697	44.39%	\$439,371
Construction	\$65,609,951	\$3,609,913	5.50%	\$3,373,726
<b>TOTAL</b>	<b>\$70,636,943</b>	<b>\$5,841,610</b>	<b>8.27%</b>	<b>\$3,813,097</b>

### NOTES

City of West Palm Beach's Building Department has reviewed the construction permit application and issued comments. The AE and CM are now working to address those comments. Meanwhile, the CM has started early bidding activities to prepare for submitting the GMP, which is expected in late May.



# Monthly Infrastructure Sales Tax Project Report

## Large Cap Projects

Data Date: 4/16/2026

Report Date: 4/30/2026

### DESCRIPTION/TEAM

### SCOPE

### PHOTO

**Project Title:** Lake Worth West Substation

Project Number: B607  
 BCC District: Multiple  
 Delivery Method: Construction Manager at Risk  
 Category: S06-Sheriff - FDO  
 Status: Close Out  
 Designer: Ohlson Lavoie Collaborative  
 Contractor: D Stephenson  
 Project Manager: Sunil Jagoo

Provide dedicated office(s) within the HRC2 building (project-19220) for PBSO field personnel's use. Additional interior improvements include a multipurpose room for PBSO training purposes and HRC/community programming, as well as restrooms, circulation area, and other incidental improvements.

FY 2019 IST \$1,213,460



### SCHEDULE SUMMARY

### PARTICIPATION

### FUNDING

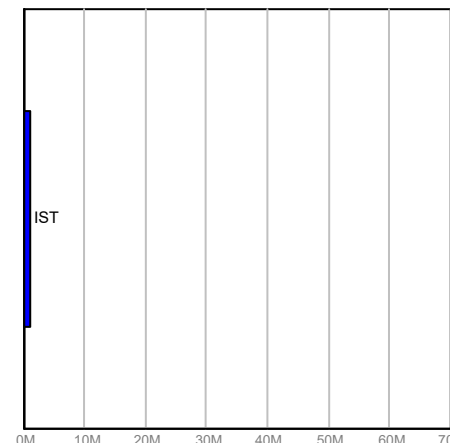
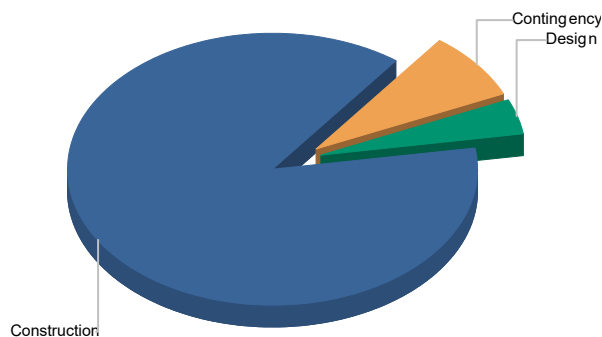
Original	Actual
Please Refer to Central County Resource	

#### Consultant

SBE TBD  
 Local TBD

#### Contractor

SBE TBD  
 Local TBD



Current Budget

Fund Source

### FINANCIAL SUMMARY

### NOTES

	Project Budget	Committed	% Committed	Paid To Date
	A	B	C=B/A	D
Design	\$50,000	\$2,227	4.45%	\$2,227
Construction	\$1,063,460	\$1,085,373	102.06%	\$1,085,374
Contingency	\$100,000	\$0	0.00%	\$0
<b>TOTAL</b>	<b>\$1,213,460</b>	<b>\$1,087,601</b>	<b>89.63%</b>	<b>\$1,087,601</b>

Please refer to the Central County Resource Center report for current status and material project updates.



# Monthly Infrastructure Sales Tax Project Report

## Large Cap Projects

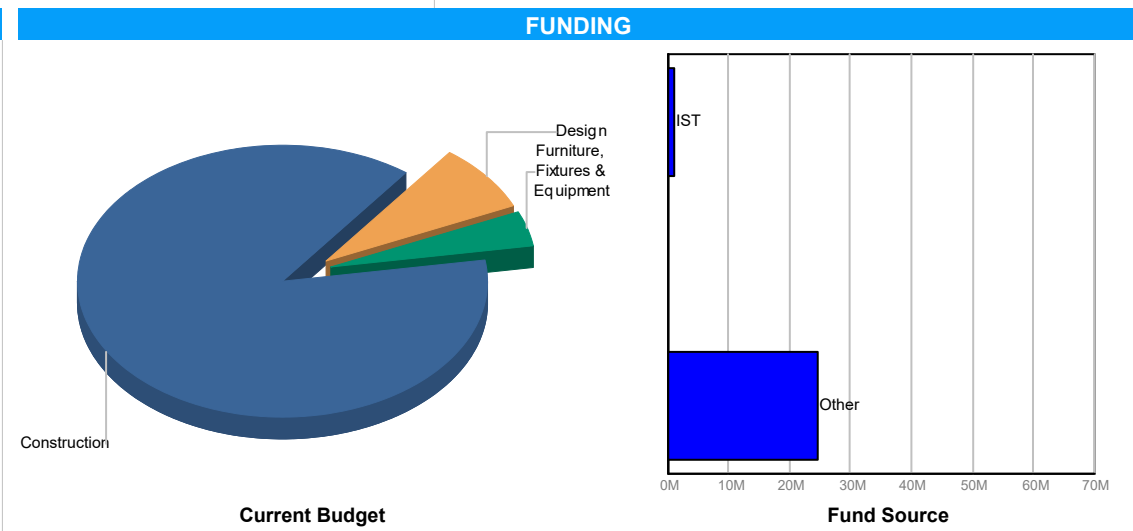
Data Date: 4/16/2026

Report Date: 4/30/2026

DESCRIPTION/TEAM	SCOPE	PHOTO
<p><b>Project Title:</b> PBSO District 1 Substation and Marine Unit</p> <p>Project Number: B665</p> <p>BCC District: 02</p> <p>Delivery Method: CMAR</p> <p>Category: S06-Sheriff - FDO</p> <p>Status: Construction</p> <p>Designer: Song &amp; Associates</p> <p>Contractor: Kaufman Lynn</p> <p>Project Manager: Henry Madriz</p>	<p>Construction of an approximately 28,000 square foot facility and site improvements to accommodate the relocation of PBSO District 1 from PBSO Headquarters as well as the relocation of the PBSO Marine Unit from the County's Cherry Road Complex property. The subject site is approximately 5.75 acres and located on the west side of Jog Road approximately 1,000 feet south of Belvedere Road.</p> <p>Funding Sources: IST\$1,000,000,Ad-valorem \$2,076,000, and Impact Fees \$ 22,516,895</p>	<p style="text-align: center;"><b>PALM BEACH COUNTY SHERIFF'S OFFICE DISTRICT 1</b></p>

SCHEDULE SUMMARY		
	Original	Actual
Submit DRO Application	8/3/2020	8/3/2020
Submit for Permits	3/18/2022	5/6/2022
Construction Complete	10/31/2023	6/16/2025
PBSO Turn Over	3/21/2025	9/18/2025
Project Completion	3/2/2026	

PARTICIPATION	
<b>Consultant</b>	
SBE	77.4%
Local	100%
<b>Contractor</b>	
SBE	27.06%
Local	100%



FINANCIAL SUMMARY				
	Project Budget	Committed	% Committed	Paid To Date
	A	B	C=B/A	D
Design	\$2,076,000	\$840,021	40.46%	\$840,021
Construction	\$22,440,895	\$21,894,799	97.57%	\$17,015,700
Furniture, Fixtures & Equipment	\$1,076,000	\$854,251	79.39%	\$854,251
<b>TOTAL</b>	<b>\$25,592,895</b>	<b>\$23,589,071</b>	<b>92.17%</b>	<b>\$18,709,971</b>

**NOTES**

FEMA has fully approved the amended flood maps, and there are no remaining actions or open permits. The Certificate of Completion was issued on May 1, 2026. The team is now working on the reconciliation change order and the Final Pay Application.



# Monthly Infrastructure Sales Tax Project Report

## Large Cap Projects

Data Date: 4/16/2026

Report Date: 4/30/2026

### DESCRIPTION/TEAM

### SCOPE

### PHOTO

**Project Title:** Gramercy Park Expansion (aka Mack Bernard Park)  
**Project Number:** P945  
**BCC District:** 07  
**Delivery Method:** Annual Contract  
**Category:** E02-Existing Park Redevelopment or Expansion  
**Status:** Close Out  
**Designer:** Colome' & Associates, Inc.  
**Contractor:** Hatcher Construction & Development  
**Project Manager:** David Polson

Gramercy: Construction of a +/- 11,000 sq. ft. neighborhood center and passive park for underserved Countywide Community Revitalization Team (CCRT) areas.

FY 2024 IST: \$4,000,000  
 Other funding \$44,956 is captured in another report, T004.



### SCHEDULE SUMMARY

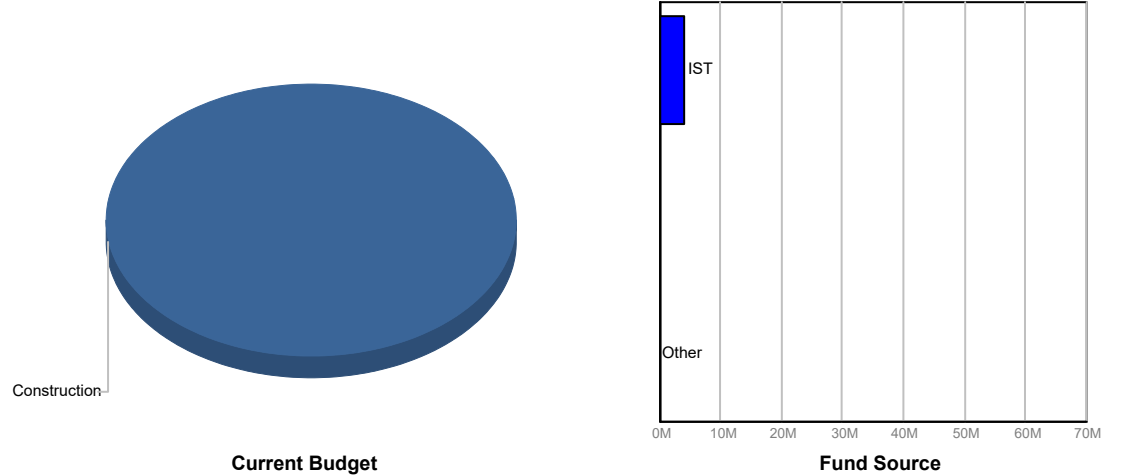
	Original	Actual
Construction NTP Issued	1/30/2024	1/30/2024
Construction Commencement	2/5/2024	2/5/2024
Permits Issued	1/24/2024	1/24/2024
Ground Breaking Ceremony	3/14/2024	3/14/2024
Substantial Completion	6/13/2025	10/3/2025
Final Completion		
Closeout		
Project Completion	3/3/2025	

### PARTICIPATION

**Consultant**  
 SBE 88.63%  
 Local 100%

**Contractor**  
 SBE N/A  
 Local N/A

### FUNDING



### FINANCIAL SUMMARY

	Project Budget	Committed	% Committed	Paid To Date
	A	B	C=B/A	D
Design	\$0	\$0	0.00%	\$0
Construction	\$4,069,710	\$3,086,157	75.83%	\$2,648,872
<b>TOTAL</b>	<b>\$4,069,710</b>	<b>\$3,086,157</b>	<b>75.83%</b>	<b>\$2,648,872</b>

### NOTES

The Ribbon Cutting Ceremony on September 10, 2025, marked a major milestone. Since then, OAC meetings have concluded. A TCO and substantial completion were obtained on October 3, 2025, and the CM is now working through punch list items. A Certificate of Occupancy was obtained on 12/16/25. Risk Management procured and installed two EADs, and Faith's Place has already occupied the building, which is now fully operational. Consultants walked the punchlist and there are still items that the CM needs to correct. Final completion is anticipated by 5/31/2026. Change orders are still in process for approval.



# Monthly Infrastructure Sales Tax Project Report

## Large Cap Projects

Data Date: 4/16/2026

Report Date: 4/30/2026

### DESCRIPTION/TEAM

### SCOPE

### PHOTO

**Project Title:** Housing Units for Homeless, Extremely Low Income, & Low Income  
**Project Number:** Q001  
**BCC District:** CW  
**Delivery Method:** TBD  
**Category:** H02-Housing  
**Status:** Varies  
**Designer:** Varies  
**Contractor:** Varies  
**Project Manager:** Varies

This project involves the delivery of housing units for use as temporary or longer term affordable housing for homeless and special populations.  
  
 This Project is funded in:  
 FY 2017 - FY 2026 for \$2,550,000 each year for a total of \$25,500,000.



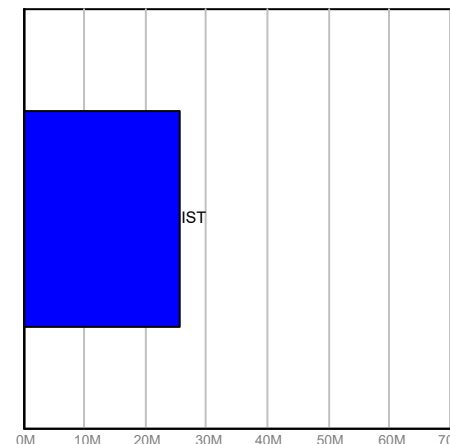
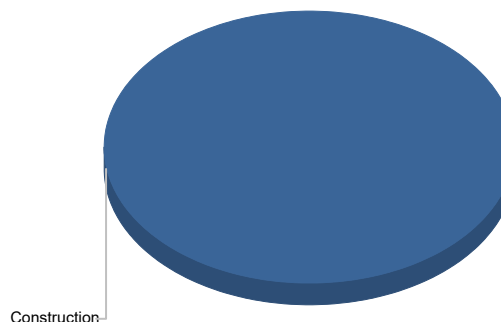
### SCHEDULE SUMMARY

### PARTICIPATION

### FUNDING

	Original	Actual
Project Start	9/1/2017	9/1/2017
Project Completion TBD		

**Consultant**  
 SBE VARIES  
 Local VARIES  
  
**Contractor**  
 SBE VARIES  
 Local VARIES



Current Budget

Fund Source

### FINANCIAL SUMMARY

### NOTES

	Project Budget	Committed	% Committed	Paid To Date
	A	B	C=B/A	D
Design	\$0	\$15,392	0.00%	\$15,392
Construction	\$25,500,000	\$9,225,805	36.18%	\$6,560,935
Furniture, Fixtures & Equipment	\$0	\$0	0.00%	\$0
Other	\$0	\$51,039	0.00%	\$50,674
Contingency	\$0	\$0	0.00%	\$0
<b>TOTAL</b>	<b>\$25,500,000</b>	<b>\$9,292,237</b>	<b>36.44%</b>	<b>\$6,627,001</b>

This project supports multiple initiatives over a 10-year period, focusing on housing and shelter improvements. The Cottage Homes pilot project by the WPB Housing Authority received \$6.07 million, with its ribbon-cutting held on October 30, 2024. A \$154,294.63 balance upon construction completion remains available for R/R per the Agreement. The BCC allocated \$1 million for a non-congregate shelter in Pahokee, with \$621,000 expended since September 15, 2020. A \$2.5 million investment was approved on November 1, 2022, to enhance 534 Belle Glade housing units, with ongoing work. Additionally, \$13 million was committed on March 18, 2025, for acquiring a 114-room senior housing hotel, but complications prevented closing and the Agreement was terminated on 11/4/25 per BCC direction.



# Monthly Infrastructure Sales Tax Project Report

## Large Cap Projects

Data Date: 4/16/2026

Report Date: 4/30/2026

### DESCRIPTION/TEAM

### SCOPE

### PHOTO

**Project Title:** Countywide ADA Renovations

Project Number: Q002  
 BCC District: CW  
 Delivery Method: Annual Contract  
 Category: G02-General Government Facilities  
 Status: Varies  
 Designer: Varies  
 Contractor: Varies  
 Project Manager: Varies

Renovate multiple public facility restrooms to meet ADA requirements. The following locations are planned for renovation:  
 Delray Health Clinic ADA Restrooms @ \$250K FY2017  
 Lantana Health Clinic ADA Restrooms @ \$275K FY2022  
 Lantana Health Clinic ADA Service Counter @ \$16K FY2022  
 Jupiter Health Clinic ADA Restrooms @ \$64K FY2022  
 West County Administration Building (aka Glades Office Building) ADA Improvements @ \$245K FY2022 and \$450K FY2023  
 Glades Community Health Center ADA Restrooms @ \$100K FY2025  
 This Project is funded in:  
 FY 2017 \$250,000 FY 2024 \$1,009,758  
 FY 2022 \$600,000 FY 2025 \$539,000



### SCHEDULE SUMMARY

### PARTICIPATION

### FUNDING

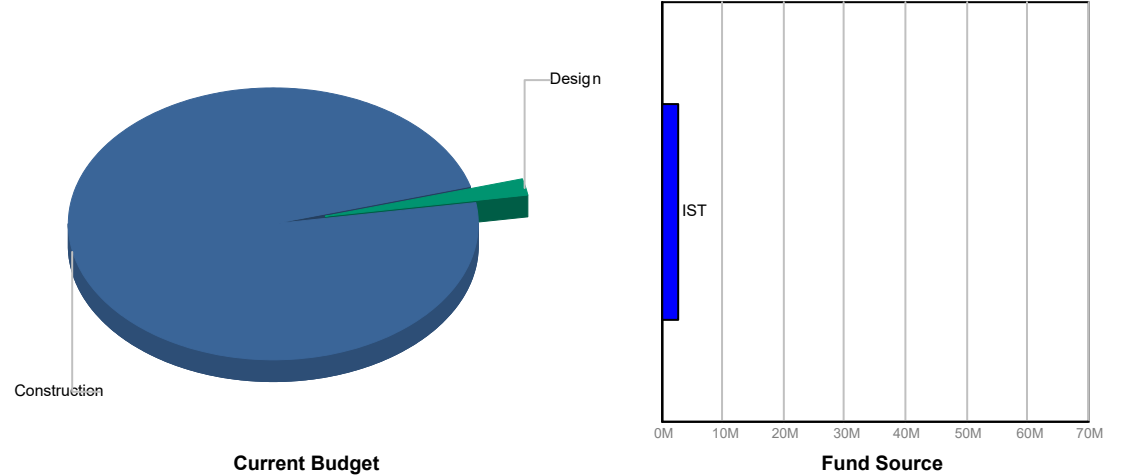
	Original	Actual
Delray Health Start	7/27/2017	7/27/2017
Delray Health Finish	12/21/2018	10/24/2022
Lantana Health Start	7/7/2017	7/7/2017
Lantana Health Finish	4/8/2018	3/18/2024
Lantana Health (Counters) Start	11/24/2020	11/24/2020
Lantana Health (Counters) Finish	10/1/2024	10/1/2024
Jupiter Health Start	12/22/2020	12/22/2020
Jupiter Health Finish	11/1/2024	11/1/2024
West County Admin Start	6/22/2022	6/1/2023
West County Admin Finish		
Glades Community Health Center Start	7/21/2025	7/21/2025
Glades Community Health Center Finish		

**Consultant**

SBE Varies  
 Local Varies

**Contractor**

SBE Varies  
 Local Varies



### FINANCIAL SUMMARY

### NOTES

	Project Budget	Committed	% Committed	Paid To Date
	A	B	C=B/A	D
Design	\$52,353	\$322,163	615.37%	\$267,840
Construction	\$2,742,235	\$773,897	28.22%	\$754,332
Furniture, Fixtures & Equipment	\$0	\$0	0.00%	\$0
Other	\$0	\$82,319	0.00%	\$82,319
Contingency	\$0	\$0	0.00%	\$0
<b>TOTAL</b>	<b>\$2,794,588</b>	<b>\$1,178,379</b>	<b>42.17%</b>	<b>\$1,104,491</b>

Delray Health: Closed. Lantana Health: Project completed and closed. Jupiter Health: Facility in use by Health Department. Project is closed. West County Administration Building: Revising the Life Safety Plan to address security requirements associated with the Tax Collector Office (TCO), specifically for the first floor main entrances and the designated TCO lobby area. Glades Community Health Center: Colome & Associates is working on 50% CD.



# Monthly Infrastructure Sales Tax Project Report

## Large Cap Projects

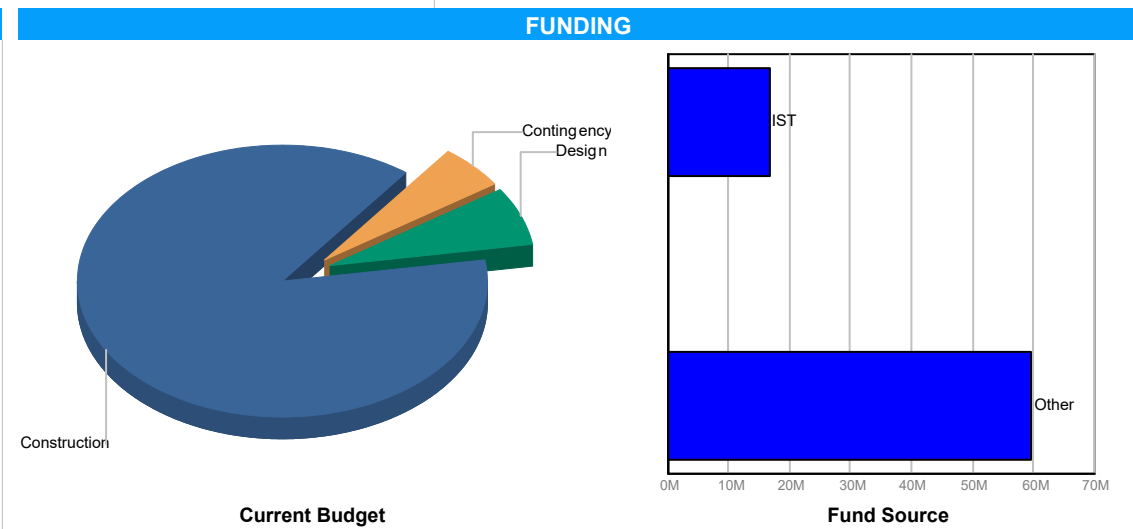
Data Date: 4/16/2026

Report Date: 4/30/2026

DESCRIPTION/TEAM	SCOPE	PHOTO
<p><b>Project Title: Animal Care &amp; Control</b></p> <p>Project Number: Q008            BCC District: 02            Delivery Method: Construction Manager at Risk            Category: G02-General Government Facilities            Status: Construction            Designer: PGAL            Contractor: Wharton-Smith            Project Manager: Rich Avery</p>	<p>The Animal Care &amp; Control Renovation &amp; Expansion project for the Belvedere Rd. campus includes: renovations to existing buildings for improved functionality; possible replacement of non-air conditioned kennel buildings with air-conditioned kennel buildings pending evaluation, pricing and approval; and the creation of new spaces necessary to facilitate current and future projected operational needs. The cost of the project includes cost-estimating services necessary in order to validate the project scope, which was derived jointly by FDO &amp; the ACC Division via a needs assessment and programming document, as well as interim arrangements to sustain continuous operations during construction. Funding: FY 2019 IST now only \$6,000,000 and FY 2020 IST \$7,000,000. The balance is funded by a bond (+/- \$60M).</p>	

SCHEDULE SUMMARY		
	Original	Actual
PROGRAMMING	10/1/2018	10/1/2018
Commence Design Comparative Study	7/24/2019	7/24/2019
Design Start	2/3/2020	12/2/2020
Construction Start	12/1/2020	2/2/2026
Substantial Completion	7/3/2023	

PARTICIPATION	
<b>Consultant</b>	
SBE	20%
Local	100%
<b>Contractor</b>	
SBE	13.04%
Local	13.04%



FINANCIAL SUMMARY				
	Project Budget	Committed	% Committed	Paid To Date
	A	B	C=B/A	D
Design	\$5,379,997	\$3,842,208	71.42%	\$2,346,028
Construction	\$67,110,979	\$4,354,528	6.49%	\$1,357,857
Contingency	\$3,848,970	\$305,431	7.94%	\$245,424
<b>TOTAL</b>	<b>\$76,339,947</b>	<b>\$8,502,166</b>	<b>11.14%</b>	<b>\$3,949,308</b>

### NOTES

CM has submitted the GMP 2 package, and it is currently being reviewed and negotiated. In the meantime, the CM is continuing demolition, site setup, and tree removal/relocation work. They are also preparing to begin civil site work, but must first hold a required pre-construction meeting with WUD.



# Monthly Infrastructure Sales Tax Project Report

## Large Cap Projects

Data Date: 4/16/2026

Report Date: 4/30/2026

### DESCRIPTION/TEAM

### SCOPE

### PHOTO

**Project Title:** Central County Housing Resource Center  
**Project Number:** Q009  
**BCC District:** 03  
**Delivery Method:** Construction Manager at Risk  
**Category:** H02-Housing  
**Status:** Close Out  
**Designer:** Ohlson Lavoie Corporation  
**Contractor:** D. Stephenson Construction, Inc.  
**Project Manager:** Sunil Jagoo

The Homeless Resource Center 2 (HRC 2) is to provide an effective Crisis Response System that provides immediate and easy access to safe and decent temporary shelter to County residents that need it and aims to re-house people as quickly as possible while receiving wrap-around social services. The facility will compliment the County's existing Senator Philip D. Lewis Center in West Palm Beach and will consist of approximately 19,000 square feet to support 74 client beds, dining and service delivery/office areas, restrooms, laundry facilities, an intake lobby, and other incidental interior and exterior improvements. Co-located within the facility will be the improvements identified in the IST Project Plan titled PBSO Lake Worth West Substation. FY 2019 IST \$5,700,000 FY 2022 IST \$9,243,697



### SCHEDULE SUMMARY

	Original	Actual
Program Development	11/1/2017	11/1/2017
Public Outreach	2/1/2019	2/1/2019
Design Team Solicitation	5/1/2019	9/30/2020
CM Solicitation	9/1/2019	11/26/2019
Schematic Design	11/11/2019	1/31/2020
Design Development	5/1/2020	9/28/2020
Construction Documents	10/1/2020	2/23/2021
Permitting	1/1/2021	1/1/2021
Construction Commencement	6/1/2021	5/10/2022
CO/Substantial Completion	9/1/2022	5/17/2023
Occupancy	10/3/2022	1/30/2024

### PARTICIPATION

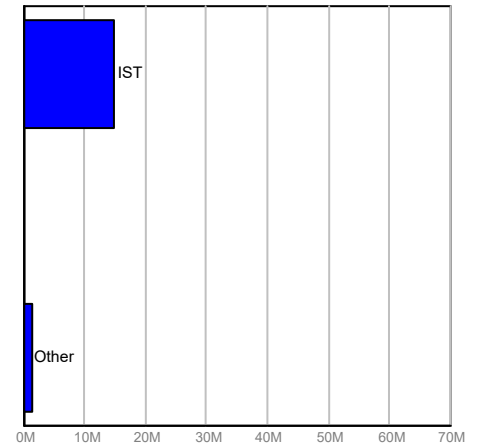
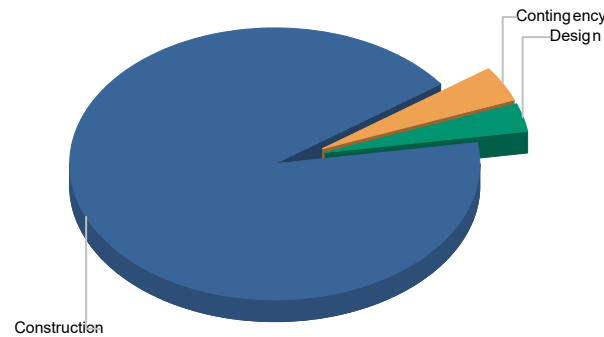
#### Consultant

SBE 0%  
 Local 25%

#### Contractor

SBE N/A  
 Local 100%

### FUNDING



Current Budget

Fund Source

### FINANCIAL SUMMARY

	Project Budget	Committed	% Committed	Paid To Date
	A	B	C=B/A	D
Design	\$547,999	\$157,227	28.69%	\$157,227
Construction	\$15,117,852	\$14,911,598	98.64%	\$14,171,543
Contingency	\$700,000	\$5,300	0.76%	\$5,300
<b>TOTAL</b>	<b>\$16,365,851</b>	<b>\$15,074,125</b>	<b>92.11%</b>	<b>\$14,334,070</b>

### NOTES

The contractor's pay application has been processed and sent for payment. PM is working with the architect on the additional services request and with the contractor on the pending change orders.



# Monthly Infrastructure Sales Tax Project Report

## Large Cap Projects

Data Date: 4/16/2026

Report Date: 4/30/2026

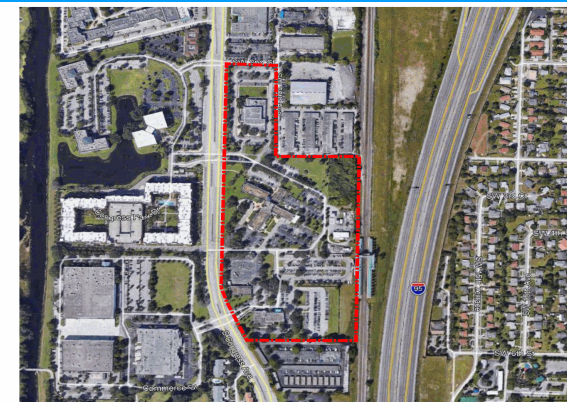
### DESCRIPTION/TEAM

### SCOPE

### PHOTO

**Project Title:** South County Administrative Complex

This project funds essential Renewal and Replacement (R&R) needs to sustain the continuous operation of this 40+ year old complex prior to its future redevelopment. As such there is no defined scope of work. Any funds remaining at such time that redevelopment is funded would be utilized toward professional design services for the redevelopment. Funding includes \$3M each in FY 2020 and FY 2021, for a total of \$6M. Bond funding in the amount of \$8M toward design for site redevelopment was approved in FY25.



Project Number: Q010  
 BCC District: 07  
 Delivery Method: Varies  
 Category: G02-General Government Facilities  
 Status: Design  
 Designer: Zyscovich, LLC  
 Contractor: TBD  
 Project Manager: Robert J Lipscomb

### SCHEDULE SUMMARY

	Original	Actual
Redevelopment Planning	10/29/2019	10/29/2019
Programming	12/6/2022	12/6/2022
Master Plan	8/29/2023	8/29/2023
Design Commencement	12/3/2024	5/22/2025

### PARTICIPATION

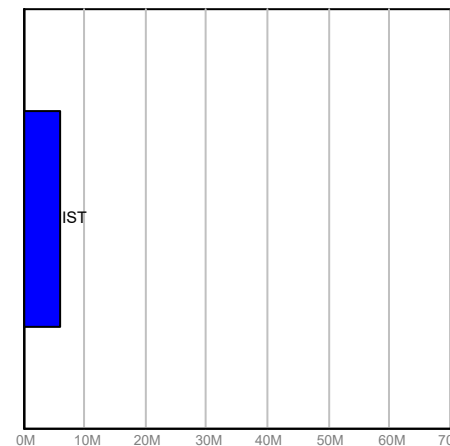
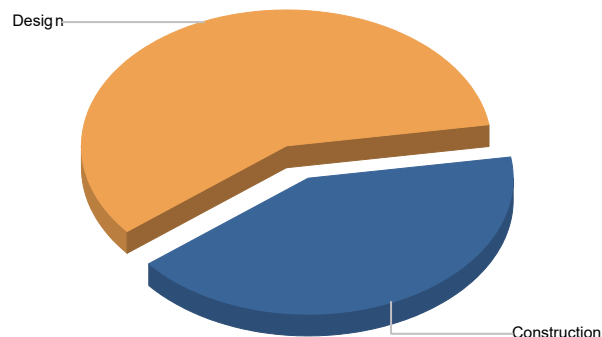
**Consultant**

- SBE Varies
- Local Varies

**Contractor**

- SBE Varies
- Local Varies

### FUNDING



Current Budget

Fund Source

### FINANCIAL SUMMARY

	Project Budget	Committed	% Committed	Paid To Date
	A	B	C=B/A	D
Design	\$3,500,000	\$3,500,000	100.00%	\$433,239
Construction	\$2,499,260	\$1,619,974	64.82%	\$1,563,345
Other	\$0	\$27,977	0.00%	\$22,503
<b>TOTAL</b>	<b>\$5,999,260</b>	<b>\$5,147,951</b>	<b>85.81%</b>	<b>\$2,019,088</b>

### NOTES

R&R work continues to sustain operations. Redevelopment design services were finalized at \$11,489,524.64 (\$3.5M from IST and the remainder from a bond approved by the BCC on 9/16/25) and are ongoing. MOSS was selected as CMAR on 6/5/25 and pre-construction service contract approved by the BCC 5/5/26. Construction commencement depends on the Tax Collector relocation, while a replacement communication tower is planned near the existing one, with design specifications under development. Schematic Programming and bi-weekly meetings continue. Zyscovich's CSA#3 has been prepared and sent out for review. BCC targeted date 6/9/26 for CSA#3.



# Monthly Infrastructure Sales Tax Project Report

## Large Cap Projects

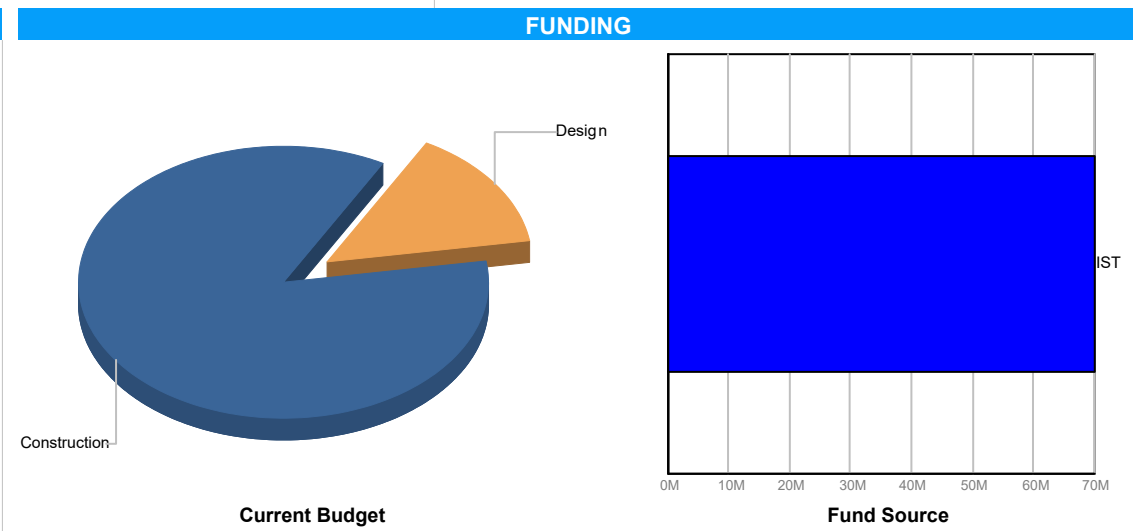
Data Date: 4/16/2026

Report Date: 4/30/2026

DESCRIPTION/TEAM	SCOPE	PHOTO
<p><b>Project Title:</b> Government Center Renewal/Replacement</p> <p>Project Number: Q011</p> <p>BCC District: 02</p> <p>Delivery Method: Construction Manager at Risk</p> <p>Category: G02-General Government Facilities</p> <p>Status: Design</p> <p>Designer: Netta Architects</p> <p>Contractor: The Weitz Company LLC</p> <p>Project Manager: Jeffrey Halverson</p>	<p>This project includes but is not limited to upgrades and replacement of select building finishes and systems including security, HVAC, plumbing, fire alarm, fire sprinkler, electrical, low voltage, lighting, flooring and paint. The scope of the project will additionally include a building conditions assessment, program evaluation study, interior space planning and layout improvements. The proposed renovations to the Robert Weisman Governmental Center are designed to increase the functionality of key areas within the facility and bring the building up to current County standards.</p> <p>FY2022 IST \$8,000,000 FY2023 IST \$14,000,000 FY2024 IST \$43,740,800 FY2025 \$11,000,000</p> <p>FY2026 IST \$15,000,000 FY2027 IST \$11,500,000</p> <p>Bond funding is also anticipated to cover additional scope of work.</p>	<p>PBC Governmental Center</p>

SCHEDULE SUMMARY		
	Original	Actual
CM RFP Proposals Due	12/2/2021	12/2/2021
CM Shortlist Meeting	1/19/2022	3/15/2022
Design RFP Final Selection	11/8/2021	9/30/2021
Structural Assessment	1/31/2023	3/17/2023
Building Construction Assessment	6/1/2023	12/20/2024
Life Cycle Analysis	11/1/2023	1/20/2024
Programming	9/9/2024	9/9/2024
Phase I CSA#4(Exterior & floors 10-12)	6/10/2025	6/10/2025
Phase I CSA#5(Parking Garage 1st floor)	9/1/2025	

PARTICIPATION	
<b>Consultant</b>	
SBE	33%
Local	100%
<b>Contractor</b>	
SBE	19%
Local	100%



FINANCIAL SUMMARY				
	Project Budget	Committed	% Committed	Paid To Date
	A	B	C=B/A	D
Design	\$15,000,000	\$6,005,047	40.03%	\$1,238,260
Construction	\$88,265,778	\$946,637	1.07%	\$812,112
<b>TOTAL</b>	<b>\$103,265,778</b>	<b>\$6,951,684</b>	<b>6.73%</b>	<b>\$2,050,372</b>

**NOTES**

Lease negotiations are ongoing. Relocation timing depends on lease completion and property renovations. A Site Plan meeting with the City of WPB is scheduled for May 14 at 2:30 PM. Asbestos abatement bids will be advertised in July. The architect's next phase proposal has been received, and we are preparing a response in preparation of an agenda item for consideration by the Commission.



# Monthly Infrastructure Sales Tax Project Report

## Large Cap Projects

Data Date: 4/16/2026

Report Date: 4/30/2026

### DESCRIPTION/TEAM

### SCOPE

### PHOTO

**Project Title:** Countywide Buildings  
Renewal/Replacement

Project Number: Q014  
 BCC District: CW  
 Delivery Method: Varies  
 Category: G02-General Government Facilities  
 Status: Varies  
 Designer: Varies  
 Contractor: Varies  
 Project Manager: Varies

This project addresses backloged building system renewal and replacement, ranging from envelope components (roofs, walls, structural elements, window and weatherproofing), HVAC, plumbing, electrical, ceiling and lighting, back-up power, flooring and painting.

FY23 IST \$4,015,800, FY24 IST \$6,154,093, FY25 IST \$4,015,800, FY26 IST \$4,015,800, and FY27 IST \$1,463,792.



### SCHEDULE SUMMARY

	Original	Actual
Projects Commencement	1/2/2023	5/17/2023
Projects Completion		

### PARTICIPATION

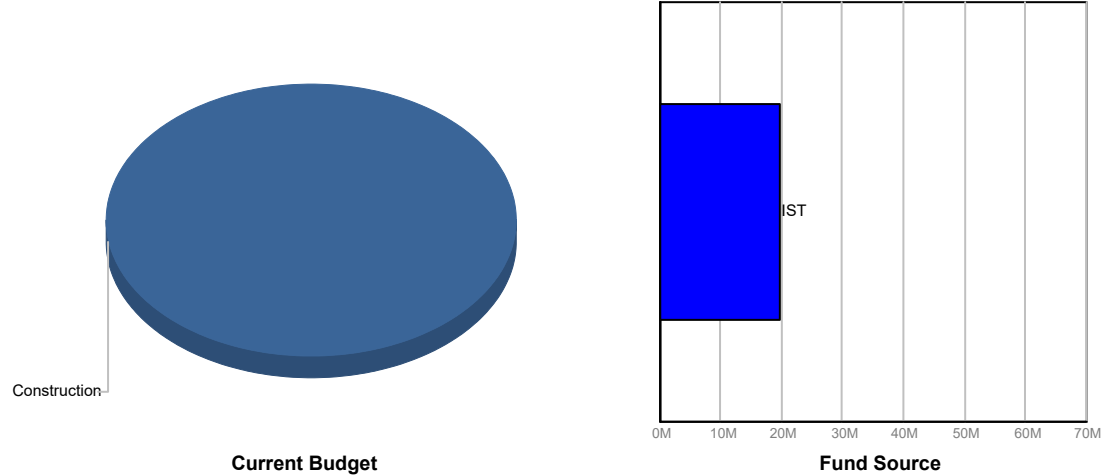
**Consultant**

SBE Varies  
 Local Varies

**Contractor**

SBE Varies  
 Local Varies

### FUNDING



### FINANCIAL SUMMARY

	Project Budget	Committed	% Committed	Paid To Date
	A	B	C=B/A	D
Construction	\$19,674,325	\$765,454	3.89%	\$764,194
<b>TOTAL</b>	<b>\$19,674,325</b>	<b>\$765,454</b>	<b>3.89%</b>	<b>\$764,194</b>

### NOTES

FDO will target single scope of work projects commanding high dollar values or combined scopes of work at single buildings/facilities for this funding to simplify tracking and reporting. Mid-County Senior Center: The reroofing project is complete. Highridge Family Center Roof Replacement: The invitation for bid is currently under CID review. Palm Tran North:Received proposal for roof replacements.



# Monthly Infrastructure Sales Tax Project Report

## Large Cap Projects

Data Date: 4/16/2026

Report Date: 4/30/2026

### DESCRIPTION/TEAM

### SCOPE

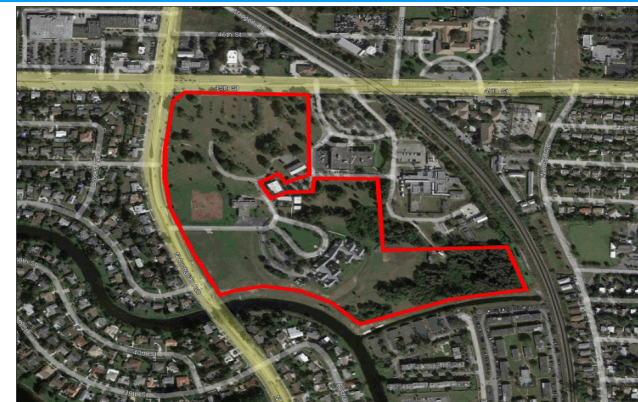
### PHOTO

**Project Title: 810 Datura Building Replacement**

Project Number: Q018  
 BCC District: 07  
 Delivery Method: CMAR  
 Category: G02-General Government Facilities  
 Status: Construction  
 Designer: Alfonso Hernandez Architect, LLC  
 Contractor: D. Stephenson  
 Project Manager: Terri Wolfe

This project relocates the Community Services Department from 810 Datura Street to the County's 45th Street Complex. The result will be a modern office building to replace the existing facility which is 50+ years old, providing adequate space for services and programs into the future.

FY 2023 - \$2,600,000  
 FY 2024 - \$1,575,600  
 FY 2025 - \$5,000,000  
 FY 2026 - \$18,660,000  
 Bond - \$22,000,000



### SCHEDULE SUMMARY

	Original	Actual
Project Start	10/1/2024	2/9/2022
Programming	5/12/2023	5/12/2023
Design	8/1/2023	10/1/2025
Construction Commencement	1/1/2026	1/23/2026
Construction Completion	6/7/2027	
Substantial Completion	9/6/2027	

### PARTICIPATION

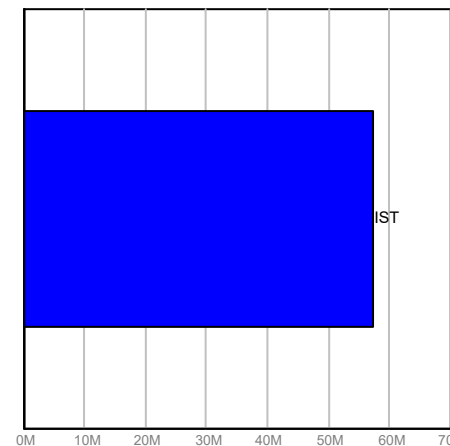
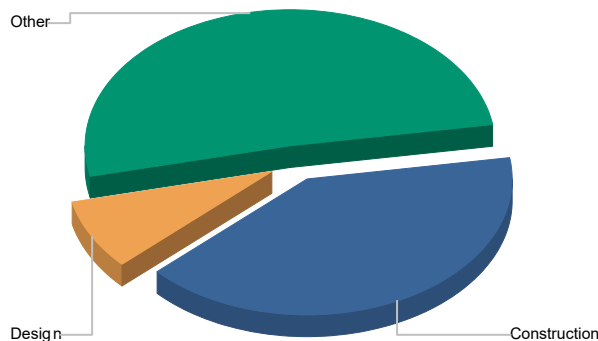
#### Consultant

SBE 82%  
 Local 82%

#### Contractor

SBE 20%  
 Local 100%

### FUNDING



### FINANCIAL SUMMARY

	Project Budget	Committed	% Committed	Paid To Date
	A	B	C=B/A	D
Design	\$4,766,650	\$2,649,819	55.59%	\$1,969,823
Construction	\$23,135,600	\$379,601	1.64%	\$379,601
Other	\$29,330,001	\$8,606,811	29.34%	\$3,289,096
<b>TOTAL</b>	<b>\$57,232,251</b>	<b>\$11,636,230</b>	<b>20.33%</b>	<b>\$5,638,520</b>

### NOTES

There are no major permits still open. Recent on site meetings with Comcast, AT&T, and FP&L were held to confirm their work now that site activities have started. FPU is planning the gas line relocation for D. Stephenson. The required easements are being identified, documented, and recorded. FP&L will provide the materials needed for installation within the easement. Comcast is ready to begin once payment is issued. The utility onboarding process has created some schedule challenges, and the team is working to resolve them. Other site work remain ongoing.



# Monthly Infrastructure Sales Tax Project Report

## Large Cap Projects

Data Date: 4/16/2026

Report Date: 4/30/2026

### DESCRIPTION/TEAM

### SCOPE

### PHOTO

**Project Title:** Detention Center Facilities R/R (Phases 3-5)  
**Project Number:** Q019  
**BCC District:** 03  
**Delivery Method:** Construction Management  
**Category:** S06-Sheriff - FDO  
**Status:** Construction  
**Designer:** Leo A. Daly  
**Contractor:** Hedrick Brothers Construction  
**Project Manager:** Jeffrey Halverson

Phases 3-5 consist of the East Tower and West Tower which are located at the Main Detention Center. The West Detention Center is located in Belle Glade. The design for both towers and the West Detention Center will require repairing and replacing MEP, Fire Sprinkler System, Low Voltage Systems and interior finishes.  
 Detention Center Facilities R/R (Phases 3-5)  
 FY 2018 IST \$8,500,000, FY 2019 IST \$14,700,000, FY 2020 IST \$9,800,000, FY 2022 IST \$10,000,000,  
 FY 2024 IST \$4,802,000 FY 2025 IST \$23,023,759



### SCHEDULE SUMMARY

	Original	Actual
East Tower Design Start	11/12/2018	7/11/2019
East Tower Construction Start-Phase 3	10/14/2019	11/18/2020
East Tower Substantial Completion	5/11/2022	12/11/2023
West Tower Design Start-Phase 4	3/8/2022	6/10/2024
West Tower Construction Start-Phase 4	1/2/2024	3/3/2025
West Tower Construction Start-Phase 5		

### PARTICIPATION

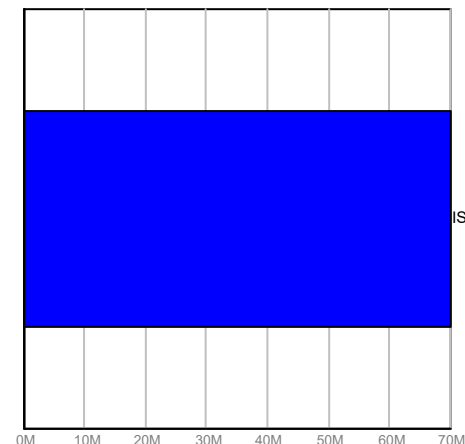
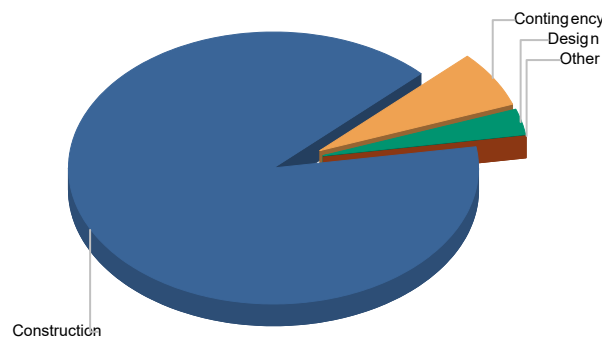
**Consultant**

- SBE 19.88%
- Local 67%

**Contractor**

- SBE 63%
- Local 84%

### FUNDING



Current Budget

Fund Source

### FINANCIAL SUMMARY

	Project Budget	Committed	% Committed	Paid To Date
	A	B	C=B/A	D
Design	\$2,142,334	\$2,951,929	137.79%	\$2,863,138
Construction	\$63,832,640	\$62,949,952	98.62%	\$32,475,467
Other	\$24,308	\$1,328,794	5,466.49%	\$1,009,976
Contingency	\$4,802,000	\$2,365,121	49.25%	\$2,365,121
<b>TOTAL</b>	<b>\$70,801,281</b>	<b>\$69,595,796</b>	<b>98.30%</b>	<b>\$38,713,703</b>

### NOTES

The electrical subcontractor is continuing wire pulling for the stair pressurization rooms and new mechanical rooms. Conduit has been fully installed from the basement up through the shafts to the penthouse. J-boxes and pull strings for elevator and stair cameras are complete. The new fire sprinkler line in the East Tower's B-wing is being installed, chilled and hot water lines for that wing are in place, ductwork for risers X5 and X6 is installed, and roofing demolition and replacement are underway on the West Tower.



# Monthly Infrastructure Sales Tax Project Report

## Large Cap Projects

Data Date: 4/16/2026

Report Date: 4/30/2026


### DESCRIPTION/TEAM

### SCOPE

### PHOTO

**Project Title:** West Boynton Park Athletic Field Renovations Sports Turf  
**Project Number:** T002  
**BCC District:** 02  
**Delivery Method:** CMAR  
**Category:** A06-Athletic Field Renovations  
**Status:** Construction  
**Designer:** Florida Transportation Engineering  
**Contractor:** LTG Sports Turf One  
**Project Manager:** David Polson

Replacement of existing grass field turf with synthetic turf on multi-purpose field 1 & 2.  
**Funded:**  
 FY 2017 \$2,000,000  
 FY 2018 (\$1,011,658)  
 FY 2022 \$1,196,658  
 FY 2024 \$2,202,067



### SCHEDULE SUMMARY

	Original	Actual
Begin Existing Site Surveys	1/29/2020	1/29/2020
Complete Existing Site Surveys	6/30/2020	3/9/2020
Finalization of Existing Site Surveys	8/30/2020	10/16/2020
Design RFP Proposals Due	9/4/2020	9/10/2020
Design RFP Final Selection	10/29/2020	10/29/2020
Consultant Contract Issuance	12/14/2020	4/20/2021
Design Completion	12/31/2021	10/23/2023
Turf Supplier RFP Proposal Due	4/30/2022	6/6/2023
Turf Contract GMP Executed	9/17/2024	9/17/2024
Turf Contract Substantial Completion	1/30/2026	4/30/2026

### PARTICIPATION

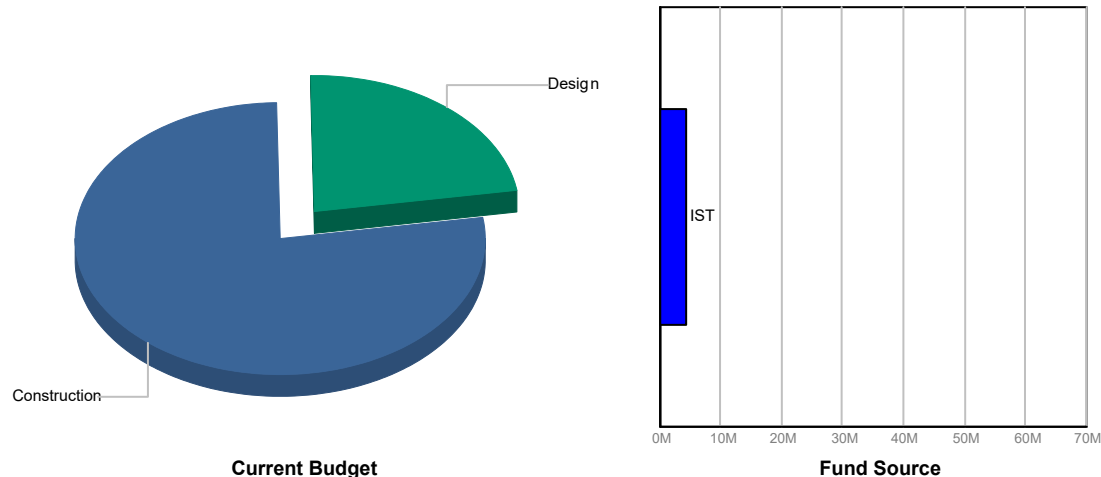
#### Consultant

SBE 25%  
 Local 25%

#### Contractor

SBE 20.13%  
 Local 100%

### FUNDING



### FINANCIAL SUMMARY

	Project Budget	Committed	% Committed	Paid To Date
	A	B	C=B/A	D
Design	\$1,000,000	\$225,843	22.58%	\$189,831
Construction	\$3,387,067	\$3,631,506	107.22%	\$534,010
Furniture, Fixtures & Equipment	\$0	\$0	0.00%	\$0
Other	\$0	\$459	0.00%	\$459
Contingency	\$0	\$0	0.00%	\$0
<b>TOTAL</b>	<b>\$4,387,067</b>	<b>\$3,857,809</b>	<b>87.94%</b>	<b>\$724,300</b>

### NOTES

GMP package was submitted on July 30, 2024, in advance of the BCC meeting scheduled for September 17, 2024. The building permit was submitted in May 2024. Notice to Proceed was issued on October 21, 2024. A pre construction kickoff meeting took place on September 25, 2024, and OAC meetings are held on the 1st and 3rd Wednesday of each month at 10:00 AM. Substantial Completion was achieved on April 30, 2026. CM is correcting deficient items identified on the punch list. Ribbon cutting held on May 6, 2026.



# Monthly Infrastructure Sales Tax Project Report

## Large Cap Projects

Data Date: 4/16/2026

Report Date: 4/30/2026

### DESCRIPTION/TEAM

### SCOPE

### PHOTO

**Project Title:** Buttonwood Park

Project Number: T003  
 BCC District: 03  
 Delivery Method: CMAR  
 Category: A06-Athletic Field Renovations  
 Status: Close Out  
 Designer: Florida Transportation Engineering  
 Contractor: LTG Sports Turf One  
 Project Manager: David Polson

Replacement of existing grass field turf with synthetic turf on multi-purpose field 2 & 3  
 Funded:  
 FY 2017 \$1,500,000  
 FY 2018 (\$1,488,342)  
 FY 2021 \$900,000  
 FY 2022 \$1,963,342  
 FY 2024 \$2,193,828



### SCHEDULE SUMMARY

	Original	Actual
Begin Existing Site Surveys	1/29/2020	1/29/2020
Complete Existing Site Surveys	8/30/2020	5/18/2021
Finalization of Existing Site Surveys	8/30/2020	8/23/2021
Design RFP Proposals Due	9/4/2020	9/10/2020
Consultant Contract Issuance	12/14/2020	4/20/2021
Design Completion	12/31/2021	10/23/2023
Turf Supplier RFP Proposal Due	4/30/2022	6/6/2023
Turf Contract Substantial Completion	9/11/2025	9/11/2025
Turf Contract GMP Executed	9/17/2024	9/17/2024
Design RFP Final Selection	10/29/2020	10/29/2020

### PARTICIPATION

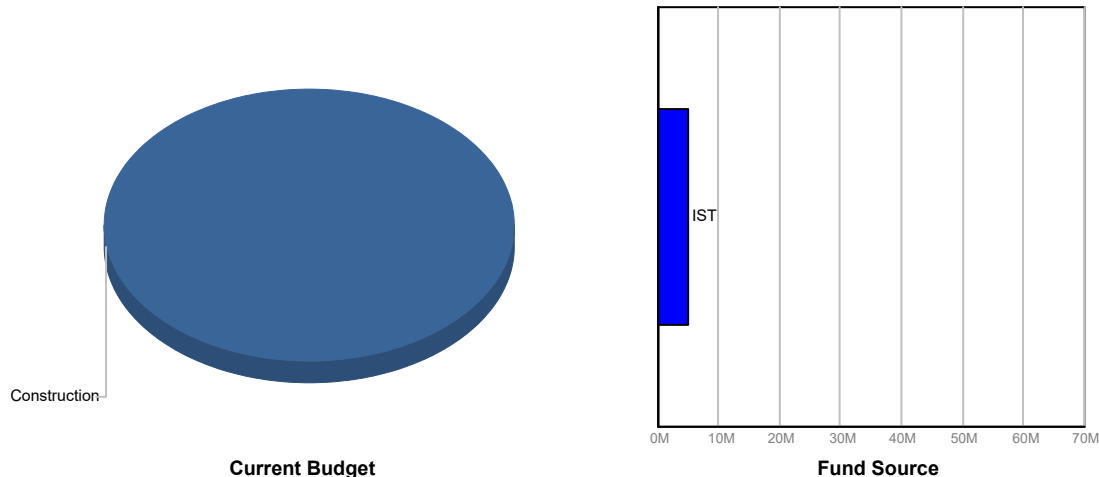
**Consultant**

SBE 25%  
 Local 25%

**Contractor**

SBE 20.13%  
 Local 100%

### FUNDING



### FINANCIAL SUMMARY

	Project Budget	Committed	% Committed	Paid To Date
	A	B	C=B/A	D
Design	\$0	\$251,666	0.00%	\$248,172
Construction	\$5,068,828	\$4,330,031	85.42%	\$3,434,216
Furniture, Fixtures & Equipment	\$0	\$0	0.00%	\$0
Other	\$0	\$12,458	0.00%	\$12,458
Contingency	\$0	\$0	0.00%	\$0
<b>TOTAL</b>	<b>\$5,068,828</b>	<b>\$4,594,156</b>	<b>90.64%</b>	<b>\$3,694,847</b>

### NOTES

GMP package was submitted on July 30, 2024, for the September 17, 2024, BCC meeting, and the project funding shortfall has been resolved. The building permit was submitted in May 2024, with issuance prior to the construction Notice to Proceed on October 21, 2024. A pre-construction kickoff meeting was held on September 25, 2024, and OAC meetings are scheduled for the first and third Wednesday of each month at 10:00 AM. Substantial completion was achieved on September 11, 2025, and the project is currently in closeout, pending substantial completion of all projects under Project #19224.



# Monthly Infrastructure Sales Tax Project Report

## Large Cap Projects

Data Date: 4/16/2026

Report Date: 4/30/2026

### DESCRIPTION/TEAM

### SCOPE

### PHOTO

**Project Title:** Community Park - New Development

Project Number: T004  
 BCC District: Multiple  
 Delivery Method: Varies  
 Category: N02-New Park Development  
 Status: Varies  
 Designer: Varies  
 Contractor: Varies  
 Project Manager: Varies

Construction of neighborhood park facilities for under served Countywide Community Revitalization Team (CCRT) areas.

FY 2017 IST: \$1,000,000  
 FY 2021 IST: \$4,900,000  
 FY 2022 IST: (\$3,900,000)  
 FY 2024 IST: \$3,610,000



### SCHEDULE SUMMARY

### PARTICIPATION

### FUNDING

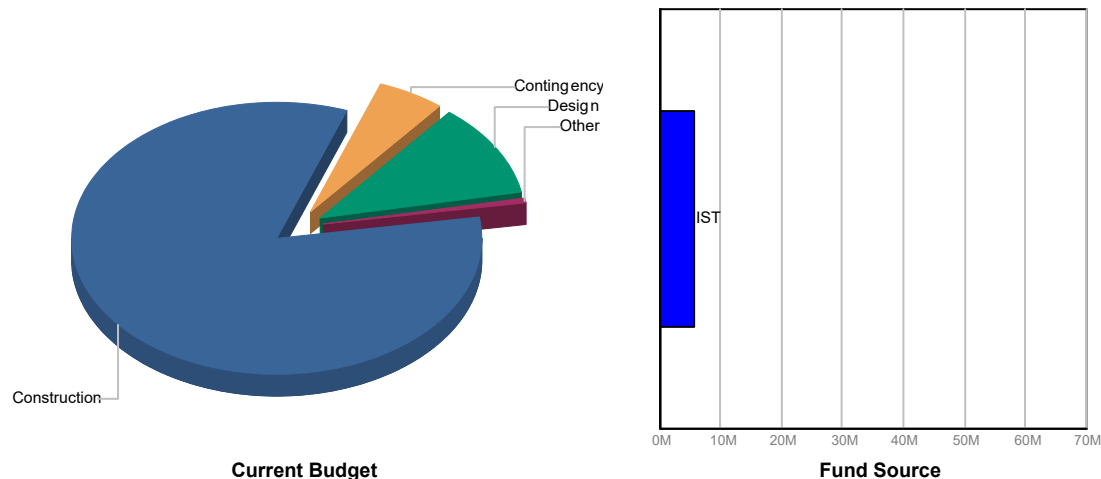
Original	Actual
Varies by location. Work ongoing	

#### Consultant

SBE Varies  
 Local Varies

#### Contractor

SBE Varies  
 Local Varies



### FINANCIAL SUMMARY

### NOTES

	Project Budget	Committed	% Committed	Paid To Date
	A	B	C=B/A	D
Design	\$626,861	\$864,297	137.88%	\$819,707
Construction	\$4,692,035	\$327,519	6.98%	\$317,062
Furniture, Fixtures & Equipment	\$0	\$0	0.00%	\$0
Other	\$32,965	\$33,190	100.68%	\$33,190
Contingency	\$295,000	\$0	0.00%	\$0
<b>TOTAL</b>	<b>\$5,646,861</b>	<b>\$1,225,006</b>	<b>21.69%</b>	<b>\$1,169,959</b>

Bridgeman; Construction of a .32 acre neighborhood park on a WUD parcel to serve the Belvedere Heights CCRT neighborhood within the Westgate CRA. Completed in 5/2020 with \$32,415 of IST funds. Paulette Burdick; Received building permit application comments and awaiting on the consultant to fix the issues. Gramercy; See P945 herein for reporting.



# Monthly Infrastructure Sales Tax Project Report

## Large Cap Projects

Data Date: 4/16/2026

Report Date: 4/30/2026

### DESCRIPTION/TEAM

### SCOPE

### PHOTO

**Project Title:** FY 2018 Playground Replacements-Countywide  
**Project Number:** T026  
**BCC District:** Multiple  
**Delivery Method:** Minor Construction Annual Contract  
**Category:** P06-Playground Replacement  
**Status:** Construction  
**Designer:** Varies  
**Contractor:** DW Recreation  
**Project Manager:** Javier Torres

Replacement of Playgrounds: Okeehetee (Alligator Playground), Loggerhead Picnic Area, Glades Pioneer Park, Jupiter Farms, Buttonwood, Morikami Biwa Pavilion, Ocean Cay, Seminole Palms, Dubois, Carlin (W. Gumbo Limbo Playground & W. Playground), JPP. FY 2018 \$812,000, FY 2019 \$1,589,750, and FY2024 \$293,014.



### SCHEDULE SUMMARY

	Original	Actual
Project Design Start	7/1/2020	7/1/2020
Phase I Substantial Completion	12/19/2022	11/10/2023
Phase II Construction Start	6/12/2023	
Phase I Completion	12/8/2023	12/8/2023
Phase III Start	3/8/2024	

### PARTICIPATION

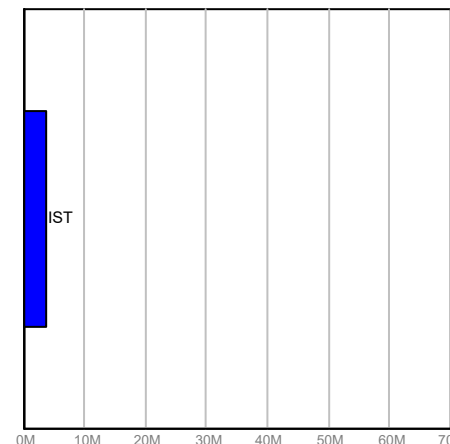
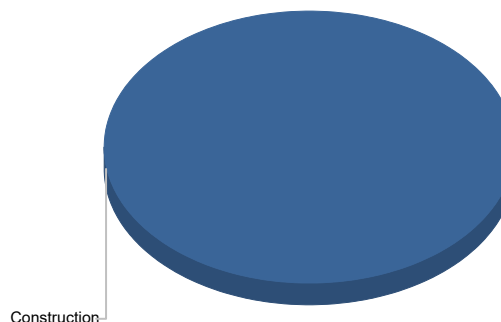
#### Consultant

SBE N/A  
 Local N/A

#### Contractor

SBE 95.5%  
 Local 95.5%

### FUNDING



Current Budget

Fund Source

### FINANCIAL SUMMARY

	Project Budget	Committed	% Committed	Paid To Date
	A	B	C=B/A	D
Design	\$0	\$1,160,893	0.00%	\$1,148,430
Construction	\$3,710,764	\$95,412	2.57%	\$94,310
<b>TOTAL</b>	<b>\$3,710,764</b>	<b>\$1,256,305</b>	<b>33.86%</b>	<b>\$1,242,740</b>

### NOTES

Phase I: Carlin, Jupiter Farms, Ocean Cay, and Dubois are complete. Phase II Projects: Loggerhead and Glades Pioneer. Morikami has been added. Updated site surveys were completed and sent to Parks for inclusion in the final construction plans. Phase III: Buttonwood, Seminole Palms, and JPP-no activity to date.



# Monthly Infrastructure Sales Tax Project Report

## Large Cap Projects

Data Date: 4/16/2026

Report Date: 4/30/2026

### DESCRIPTION/TEAM

**Project Title: Bert Winters Park Redevelopment**

Project Number: T041  
 BCC District: 01  
 Delivery Method: Annual Contract  
 Category: E02-Existing Park Redevelopment or Expansion  
 Status: Construction  
 Designer: Architecture Green  
 Contractor: Ralph-Della Pietra, Inc  
 Project Manager: Sunil Jagoo

### SCOPE

Demolish former PBMI building, tennis courts, and playground. Remove lights and poles servicing Field 2. Renovate Baseball Field 1. Construct new regulation 220' x 360' multipurpose field. Construct new 30' x 60' rental pavilion. Construct new playground area. Renovate existing day use dock for public use. Construct new paved parking, curbing, landscaping, sidewalks and picnic areas. Install new underground infrastructure and site lighting. FY2019 IST \$200,000, FY2021 IST \$1,500,000, and FY2024 IST \$207,400 \$220K FIND Phase II Planning, Design and Permitting Costs \$800K FIND Phase II Redevelopment (Construction) – Grant Contract Executed.

### PHOTO



### SCHEDULE SUMMARY

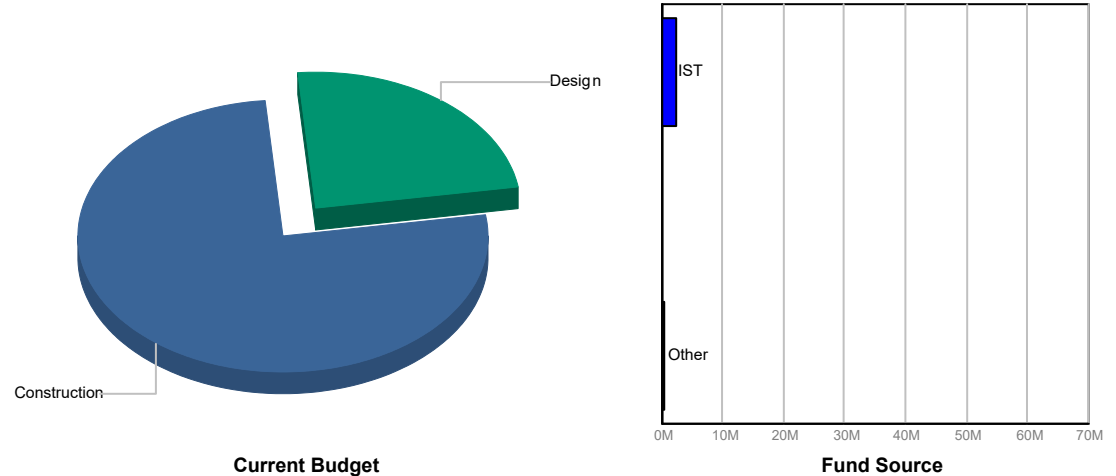
	Original	Actual
Project Start	8/22/2019	8/22/2019
Asbestos Report Initiated	8/23/2019	8/23/2019
Asbestos Report Completion	10/1/2019	10/1/2019
Demolition Start	11/12/2019	4/16/2020
Demolition Completion	12/5/2019	8/17/2020
Design Completion	7/1/2020	11/16/2022
Permitting Start(Dock)	7/15/2020	11/30/2022
Permitting Completion(Dock)	12/31/2020	3/29/2023
Permitting Start(Site)	4/9/2024	4/9/2024
IFQ Advertise	11/5/2024	11/5/2024
Addendum 2	12/3/2024	12/3/2024
Bid Due Extended	12/19/2024	12/19/2024
NTP Issued	8/25/2025	8/28/2025

### PARTICIPATION

**Consultant**  
 SBE 89.28%  
 Local 100%

**Contractor**  
 SBE 35.68%  
 Local 100%

### FUNDING



### FINANCIAL SUMMARY

	Project Budget	Committed	% Committed	Paid To Date
	A	B	C=B/A	D
Design	\$707,585	\$707,585	100.00%	\$0
Construction	\$2,249,001	\$1,987,662	88.38%	\$560,510
Contingency	\$0	\$841	0.00%	\$841
<b>TOTAL</b>	<b>\$2,956,586</b>	<b>\$2,696,088</b>	<b>91.19%</b>	<b>\$561,351</b>

### NOTES

The site contractor is continuing drainage and backfill, EOR inspections are ongoing, and dock work is progressing with all piles installed and handrail supports underway.



# Monthly Infrastructure Sales Tax Project Report

## Large Cap Projects

Data Date: 4/16/2026

Report Date: 4/30/2026

### DESCRIPTION/TEAM

### SCOPE

### PHOTO

**Project Title:** Aqua Crest Pool Facility Replacement

Project Number: T077  
 BCC District: 07  
 Delivery Method: CMR  
 Category: A02-Aquatic Facility Repair and Replacement  
 Status: Design  
 Designer: Ohlson Lavoie Collaborative  
 Contractor: TBD  
 Project Manager: Javier Torres/David Hawke

The work consist of the design and renovation of the existing Aqua Crest pool facility. The scope includes but is not limited to: pool improvements such as leak detection, re-surface, lane marker replacement, filtration system replacement; pool deck renovations; demolition of wadding pool; new splash pad; relocation of ticketing booth, admin offices, guards room and weight's room; bathroom renovations; new shade structures and Marquee sign.  
 FY 2019 IST: \$6,000,000  
 FY 2022 IST: (\$5,000,000)  
 FY 2023 IST: \$11,152,500  
 FY 2024 IST: \$11,058,928



### SCHEDULE SUMMARY

	Original	Actual
Pre-Scope meeting	2/20/2019	2/20/2019
Design Services Advertisement	6/17/2019	8/4/2019
Consultant BCC Approval	1/14/2020	5/5/2020
Design Start	1/21/2020	6/6/2023
Construction Start	3/9/2021	
Substantial Completion	3/8/2022	
Project Close-out	5/3/2022	

### PARTICIPATION

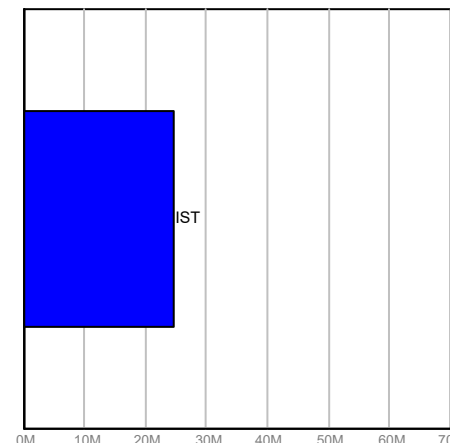
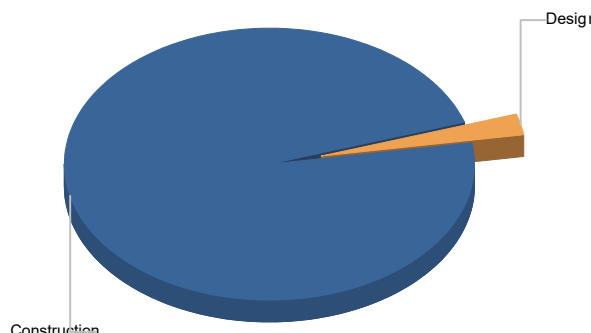
#### Consultant

SBE 20%  
 Local 100%

#### Contractor

SBE TBD  
 Local TBD

### FUNDING



Current Budget

Fund Source

### FINANCIAL SUMMARY

	Project Budget	Committed	% Committed	Paid To Date
	A	B	C=B/A	D
Design	\$600,000	\$1,679,103	279.85%	\$1,007,207
Construction	\$23,957,428	\$46,524	0.19%	\$46,524
<b>TOTAL</b>	<b>\$24,557,428</b>	<b>\$1,725,627</b>	<b>7.03%</b>	<b>\$1,053,731</b>

### NOTES

FDO requested and received the final FF&E list for the Aqua Crest project from OLC Architects. Parks closed the sister project to purchase and install five new heat pumps by shifting the work to the AC replacement project. OLC's 60% drawings require final elevations before submittal to the City of Delray Beach. FDO also requested further development and cost estimates for competition pool elements and received finish material sample boards from Atelier Interior Design. Six CMAR proposals were received on March 4, 2026, and the Short Listing Committee meets April 13, 2026.



# Monthly Infrastructure Sales Tax Project Report

## Large Cap Projects

Data Date: 4/16/2026

Report Date: 4/30/2026

### DESCRIPTION/TEAM

### SCOPE

### PHOTO

**Project Title:** Dyer Park Athletic Field Renovation

Project Number: T099  
 BCC District: 07  
 Delivery Method: CMAR  
 Category: A06-Athletic Field Renovations  
 Status: Construction  
 Designer: Florida Transportation Engineering  
 Contractor: LTG Sports Turf One  
 Project Manager: David Polson

Replacement of existing grass field turf with synthetic turf on multi-purpose field 3, 4, & 5 as well as additional damaged area.  
 Funded: FY 2020 \$6,000,000  
 FY 2024 \$1,724,581



### SCHEDULE SUMMARY

	Original	Actual
Begin Existing Site Surveys	1/29/2020	1/29/2020
Complete Existing Site Surveys	6/30/2020	5/29/2020
Finalization of Existing Site Surveys	8/30/2020	10/16/2020
Design RFP Proposals Due	9/4/2020	9/10/2020
Design RFP Final Selection	10/29/2020	10/29/2020
Consultant Contract Issuance	12/14/2020	4/20/2021
Design Completion	12/31/2021	10/23/2023
Turf Supplier RFP Proposal Due	4/30/2022	6/6/2023
Turf Contract GMP Executed	9/17/2024	9/17/2024
Turf Contract Substantial Completion	1/30/2026	

### PARTICIPATION

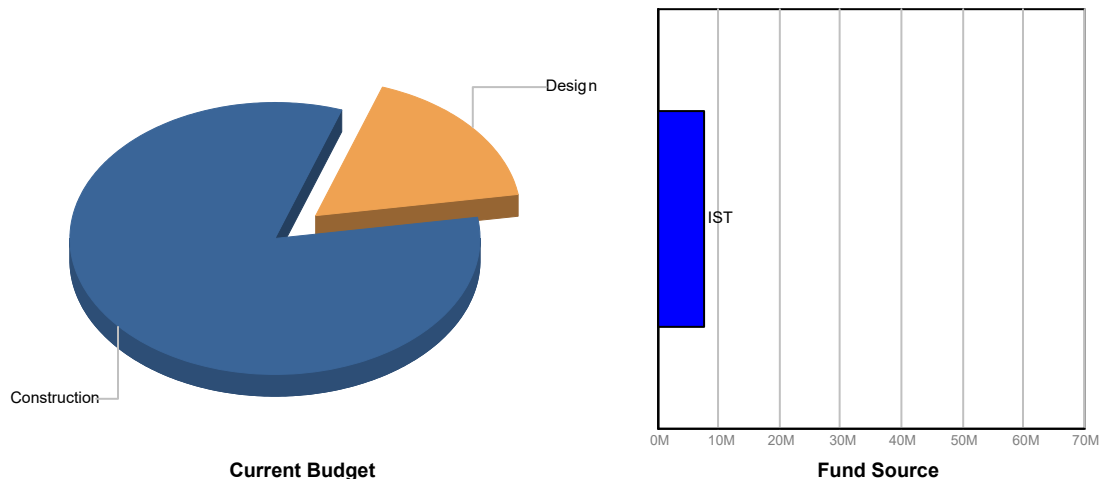
**Consultant**

SBE 25%  
 Local 25%

**Contractor**

SBE 20.13%  
 Local 100%

### FUNDING



### FINANCIAL SUMMARY

	Project Budget	Committed	% Committed	Paid To Date
	A	B	C=B/A	D
Design	\$1,347,644	\$436,027	32.35%	\$436,027
Construction	\$6,420,782	\$6,412,847	99.88%	\$884,497
<b>TOTAL</b>	<b>\$7,768,426</b>	<b>\$6,848,874</b>	<b>88.16%</b>	<b>\$1,320,524</b>

### NOTES

GMP package was submitted on July 30, 2024, for the September 17, 2024 BCC meeting. The building permit was submitted in May 2024, has been secured, and the contractor is mobilizing. A pre-construction kickoff meeting was held on September 25, 2024, and all NTPs for Project #19224 were issued on October 21, 2024. OAC meetings are held on the first and third Wednesday of each month at 10:00 AM. Parks revised the retaining wall design, relocating it to the south. The EOR is 95% complete with design documents of retaining wall to the south. Permit for the retaining wall been procured and work has begun. Drainage pipe connections from field to outlets is complete and final topping stone installation and compaction has been completed, turf is anticipated to arrive late May.



# Monthly Infrastructure Sales Tax Project Report

## Large Cap Projects

Data Date: 4/16/2026

Report Date: 4/30/2026

### DESCRIPTION/TEAM

### SCOPE

### PHOTO

**Project Title:** Caloosa Park Athletic Field Renovation

Replacement of existing grass field turf with synthetic turf on multi-purpose field 1 & 3 as well as converted from multi-purpose field 4 converted from softball.  
Funded: FY 2020 \$4,000,000 and FY 2024 \$3,812,826



Project Number: T100  
 BCC District: 04  
 Delivery Method: CMAR  
 Category: A06-Athletic Field Renovations  
 Status: Close Out  
 Designer: Florida Transportation Engineering  
 Contractor: LTG Sports Turf One  
 Project Manager: David Polson

### SCHEDULE SUMMARY

	Original	Actual
Begin Existing Site Surveys	1/29/2020	1/29/2020
Complete Existing Site Surveys	6/30/2020	3/30/2020
Finalization of Existing Site Surveys	8/30/2020	6/7/2020
Design RFP Proposals Due	9/4/2020	9/10/2020
Design RFP Final Selection	10/29/2020	10/29/2020
Consultant Contract Issuance	12/14/2020	4/20/2021
Design Completion	12/31/2021	10/10/2023
Turf Supplier RFP Proposal Due	4/30/2023	6/6/2023
Turf Contract GMP Executed	9/18/2023	9/18/2024
Turf Contract Substantial Completion	1/30/2026	7/10/2025

### PARTICIPATION

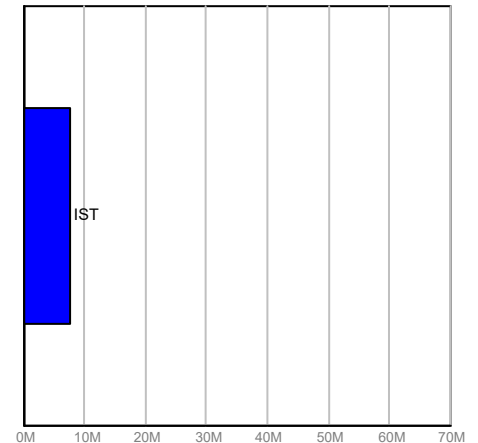
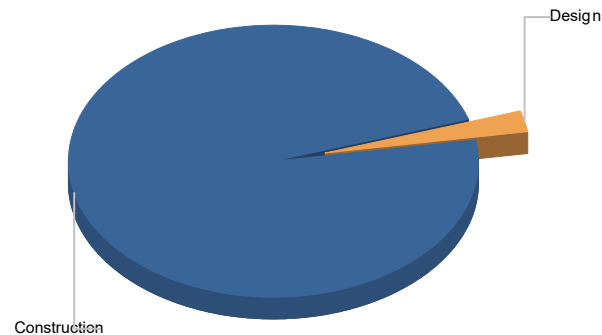
#### Consultant

SBE 25%  
 Local 25%

#### Contractor

SBE 20.13%  
 Local 100%

### FUNDING



Current Budget

Fund Source

### FINANCIAL SUMMARY

	Project Budget	Committed	% Committed	Paid To Date
	A	B	C=B/A	D
Design	\$200,000	\$206,472	103.24%	\$178,943
Construction	\$7,612,826	\$6,822,098	89.61%	\$5,975,797
<b>TOTAL</b>	<b>\$7,812,826</b>	<b>\$7,028,570</b>	<b>89.96%</b>	<b>\$6,154,740</b>

### NOTES

GMP package was submitted on July 30, 2024, for the September 17, 2024, BCC meeting, and the project funding shortfall has been resolved. The building permit was submitted in May 2024, with issuance expected prior to the construction Notice to Proceed, which was issued on October 21, 2024. A pre-construction kickoff meeting was held on September 25, 2024. OAC meetings are scheduled for the first and third Wednesday of each month at 10:00 AM. Substantial completion was achieved on July 10, 2025. The project is currently in the closeout phase and cannot be finalized until all projects under Project #19224 have reached substantial completion.



# Monthly Infrastructure Sales Tax Project Report

## Large Cap Projects

Data Date: 4/16/2026

Report Date: 4/30/2026

### DESCRIPTION/TEAM

### SCOPE

### PHOTO

**Project Title:** JPP Athletic Field Renovation

Replacement of existing grass field turf with synthetic turf on the Miracle League Field as well as short field multi-purpose field, converted from softball 1.  
Funded: FY 2020 \$3,222,000 and FY2024 \$392,840



Project Number: T101  
BCC District: 03  
Delivery Method: CMAR  
Category: A06-Athletic Field Renovations  
Status: Design  
Designer: Florida Transportation Engineering  
Contractor: LTG Sports Turf One  
Project Manager: David Polson

### SCHEDULE SUMMARY

	Original	Actual
Begin Existing Site Surveys	1/29/2020	1/29/2020
Complete Existing Site Surveys	6/30/2020	4/15/2020
Finalization of Existing Site Surveys	8/30/2020	10/15/2020
Design RFP Proposals Due	9/4/2020	9/10/2020
Design RFP Final Selection	10/29/2020	10/29/2020
Consultant Contract Issuance	12/14/2020	4/20/2021
Design Completion	12/31/2021	10/10/2023
Turf Supplier RFP Proposal Due	4/30/2022	6/6/2023
Turf Contract GMP Executed	9/17/2024	9/17/2024
Turf Contract Substantial Completion	1/30/2026	

### PARTICIPATION

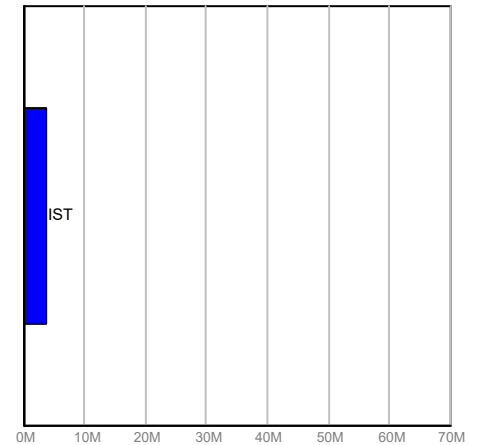
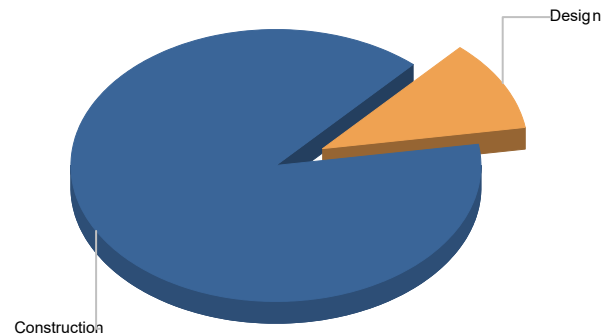
#### Consultant

SBE 25%  
Local 25%

#### Contractor

SBE 20.13%  
Local 100%

### FUNDING



Current Budget

Fund Source

### FINANCIAL SUMMARY

	Project Budget	Committed	% Committed	Paid To Date
	A	B	C=B/A	D
Design	\$392,840	\$218,106	55.52%	\$218,106
Construction	\$3,220,000	\$1,047,160	32.52%	\$220,621
<b>TOTAL</b>	<b>\$3,612,840</b>	<b>\$1,265,266</b>	<b>35.02%</b>	<b>\$438,726</b>

### NOTES

GMP package was submitted on July 30, 2024, for the BCC meeting scheduled on September 17, 2024. The building permit was submitted in May 2024. The construction Notice to Proceed was issued on October 21, 2024. A pre construction kickoff meeting was held on September 25, 2024, and OAC meetings continue on the 1st and 3rd Wednesday of each month at 10:00 AM. Due to a prerequisite sewer project, this park will be completed last in the athletic field renovations construction sequence. Phase 2 design to be completed by May 15, 2026 with mobilization by the CM to follow.



# Monthly Infrastructure Sales Tax Project Report

## Large Cap Projects

Data Date: 4/16/2026

Report Date: 4/30/2026

### DESCRIPTION/TEAM

### SCOPE

### PHOTO

**Project Title:** Loggers Run Park Athletic Field Renovation  
**Project Number:** T102  
**BCC District:** 05  
**Delivery Method:** CMAR  
**Category:** A06-Athletic Field Renovations  
**Status:** Close Out  
**Designer:** Florida Transportation Engineering  
**Contractor:** LTG Sports Turf One  
**Project Manager:** David Polson

Replacement of existing grass field turf with synthetic turf on multi-purpose field 1 & 2.  
 FY 2020 IST \$3,200,000  
 FY 2022 IST (\$700,000)  
 FY 2024 IST \$1,221,889



### SCHEDULE SUMMARY

	Original	Actual
Begin Existing Site Surveys	1/29/2020	1/29/2020
Complete Existing Site Surveys	6/30/2020	3/16/2020
Finalization of Existing Site Surveys	8/30/2020	10/16/2020
Design RFP Proposals Due	9/4/2020	9/10/2020
Design RFP Final Selection	10/29/2020	10/29/2020
Consultant Contract Issuance	12/14/2020	4/20/2021
Design Completion	12/31/2021	10/10/2023
Turf Supplier RFP Proposal Due	4/30/2022	6/6/2023
Turf Contract GMP Executed	9/17/2024	9/17/2024
Turf Contract Substantial Completion	1/30/2026	3/25/2025

### PARTICIPATION

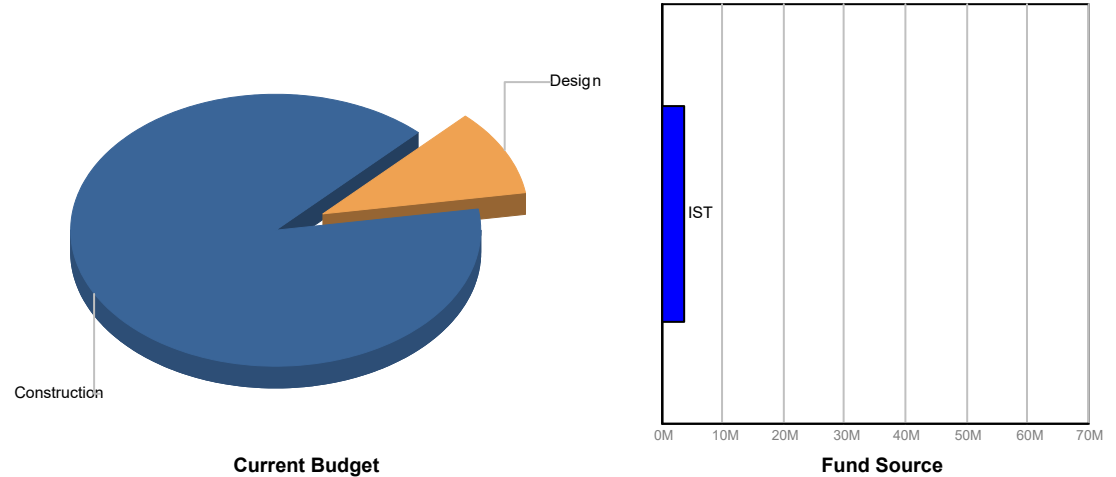
#### Consultant

SBE 25%  
 Local 25%

#### Contractor

SBE 20.13%  
 Local 100%

### FUNDING



### FINANCIAL SUMMARY

	Project Budget	Committed	% Committed	Paid To Date
	A	B	C=B/A	D
Design	\$384,000	\$230,785	60.10%	\$227,087
Construction	\$3,337,889	\$3,359,913	100.66%	\$3,076,009
<b>TOTAL</b>	<b>\$3,721,889</b>	<b>\$3,590,698</b>	<b>96.48%</b>	<b>\$3,303,096</b>

### NOTES

GMP package was submitted on July 30, 2024, for the BCC meeting scheduled on September 17, 2024. The building permit application was completed in May 2024, and the pre construction kickoff meeting took place on September 25, 2024. OAC meetings are held on the 1st and 3rd Wednesday of each month at 10:00 AM. The Notice to Proceed was officially issued on October 21, 2024. Substantial Completion was achieved on March 5, 2025, with all punch list items corrected and signed off by the Architect of Record. The first soccer tournament was successfully held on the weekend of May 24, 2025. Project is in the closeout phase but cannot fully close until all projects under Master Project #19224 reach SC. Parks requested a BAS for a netting system not in the original scope, and they will fund it separately.



# Monthly Infrastructure Sales Tax Project Report

## Large Cap Projects

Data Date: 4/16/2026

Report Date: 4/30/2026

### DESCRIPTION/TEAM

**Project Title:** Samuel Friedland District Park Expansion  
**Project Number:** T103  
**BCC District:** 06  
**Delivery Method:** CMAR  
**Category:** A06-Athletic Field Renovations  
**Status:** Construction  
**Designer:** Florida Transportation Engineering  
**Contractor:** LTG Sports Turf One  
**Project Manager:** David Polson

### SCOPE

Replacement of existing grass field turf with synthetic turf on multi-purpose field 9 & 10 as well as the open play field.  
 Funded: FY 2020 \$3,000,000 and FY 2024 \$3,196,109

### PHOTO



### SCHEDULE SUMMARY

	Original	Actual
Begin Existing Site Surveys	1/20/2020	1/29/2020
Complete Existing Site Surveys	6/30/2020	2/28/2020
Finalization of Existing Site Surveys	8/30/2020	10/16/2020
Design RFP Proposals Due	9/4/2020	9/10/2020
Design RFP Final Selection	10/29/2020	10/29/2020
Consultant Contract Issuance	12/14/2020	4/20/2021
Design Completion	12/31/2021	10/10/2023
Turf Supplier RFP Proposal Due	4/30/2022	9/6/2023
Turf Contract GMP Executed	9/17/2024	9/17/2024
Turf Contract Substantial Completion	1/30/2026	

### PARTICIPATION

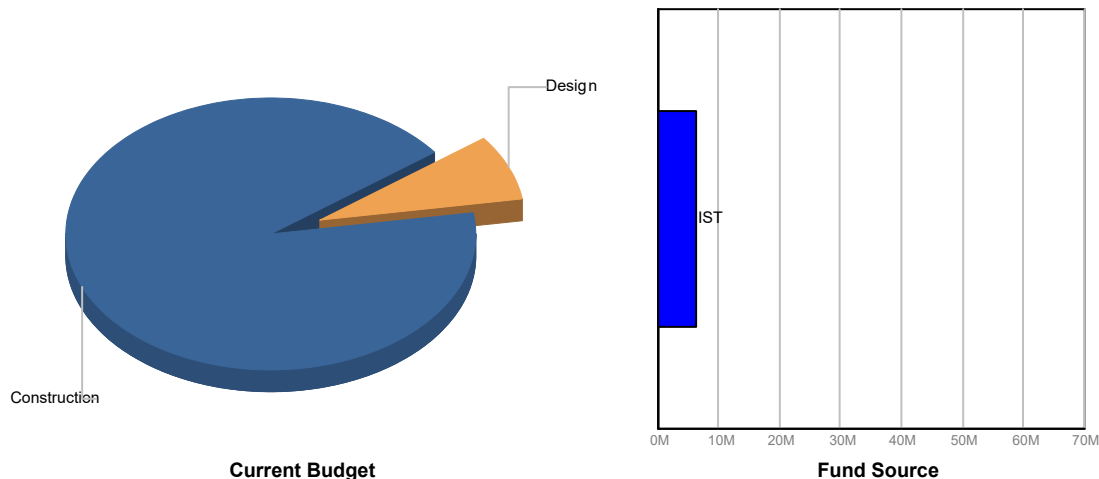
#### Consultant

SBE 25%  
 Local 25%

#### Contractor

SBE 20.13%  
 Local 100%

### FUNDING



Current Budget

Fund Source

### FINANCIAL SUMMARY

	Project Budget	Committed	% Committed	Paid To Date
	A	B	C=B/A	D
Design	\$485,000	\$187,876	38.74%	\$161,528
Construction	\$5,741,680	\$5,275,290	91.88%	\$807,307
<b>TOTAL</b>	<b>\$6,226,680</b>	<b>\$5,463,166</b>	<b>87.74%</b>	<b>\$968,835</b>

### NOTES

GMP package was submitted on July 30, 2024, for the BCC meeting scheduled on September 17, 2024. The building permit was submitted in May 2024, and the Notice to Proceed for construction was issued on October 21, 2024. A pre construction kickoff meeting was held on September 25, 2024. OAC meetings continue on the 1st and 3rd Wednesday of each month at 10:00 AM. The original contract scope included raising all three fields; however, due to high-level flooding at Field #1 and associated cost impacts, Parks and Recreation has decided to raise only Fields #2 and #3, leaving Field #1 as is. EOR is complete with the construction documents for the redesign on 2/25/26. Final construction document was issued on 3/24/26 and is currently under review in permitting.



# Monthly Infrastructure Sales Tax Project Report

## Large Cap Projects

Data Date: 4/16/2026

Report Date: 4/30/2026

### DESCRIPTION/TEAM

### SCOPE

### PHOTO

**Project Title:** Westgate Park Restroom and Athletic Field Renovation  
**Project Number:** T110  
**BCC District:** 07  
**Delivery Method:** CMAR  
**Category:** E02-Existing Park Redevelopment or Expansion  
**Status:** Close Out  
**Designer:** Florida Transportation Engineering  
**Contractor:** LTG Sports Turf One  
**Project Manager:** David Polson

Replacement of existing grass field turf with synthetic turf on multi-purpose field 1.  
**Funded:**  
 FY 2020 IST \$250,000  
 FY 2022 IST \$1,750,000  
 FY 2024 IST \$398,460



### SCHEDULE SUMMARY

	Original	Actual
Begin Existing Site Surveys	1/29/2020	1/29/2020
Complete Existing Site Surveys	6/30/2020	6/1/2021
Finalization of Existing Site Surveys	8/30/2020	8/25/2021
Design RFP Proposals Due	9/4/2020	9/10/2020
Design RFP Final Selection	10/29/2020	10/29/2020
Consultant Contract Issuance	12/14/2020	4/20/2021
Design Completion	12/31/2021	10/10/2023
Turf Supplier RFP Proposal Due	4/30/2022	6/6/2023
Turf Contract GMP Executed	9/17/2024	9/17/2024
Turf Contract Substantial Completion	1/30/2026	10/16/2025

### PARTICIPATION

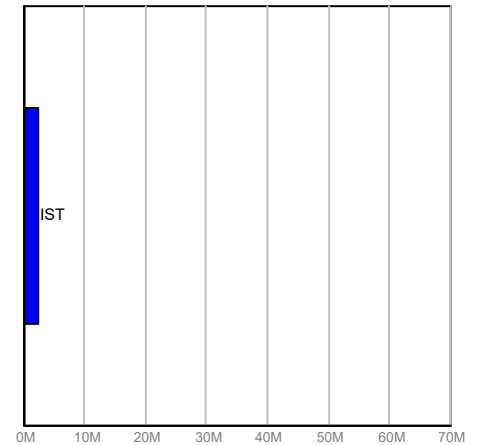
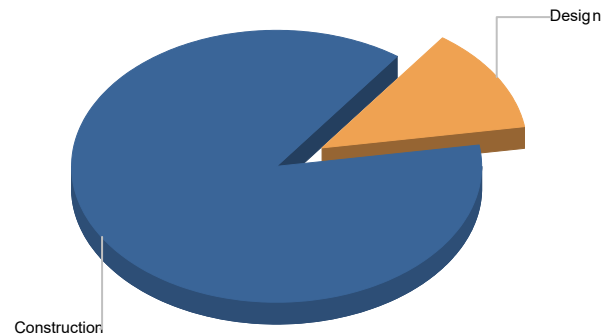
#### Consultant

SBE 25%  
 Local 25%

#### Contractor

SBE 20.13%  
 Local 100%

### FUNDING



Current Budget

Fund Source

### FINANCIAL SUMMARY

	Project Budget	Committed	% Committed	Paid To Date
	A	B	C=B/A	D
Design	\$300,000	\$299,383	99.79%	\$1,516,867
Construction	\$2,098,460	\$1,821,765	86.81%	\$15,052
<b>TOTAL</b>	<b>\$2,398,460</b>	<b>\$2,121,148</b>	<b>88.44%</b>	<b>\$1,531,919</b>

### NOTES

GMP package submitted 7/30/2024 for 9/17/2024 BCC meeting. Project funding shortfall rectification complete. Building permit submission made May 2024; issuance expected to be prior to construction NTP. Pre-construction kick off meeting held 9/25/2024. OAC meetings held 1st and 3rd Wednesday at 10:00 AM, Notice to Proceed was issued October 21, 2024. Construction has begun with field drainage and topping stone installation complete. Turf fabric installation is complete. Punch walk was conducted and substantial completion obtained on October 16, 2025. The project is currently in the closeout phase; however, it cannot be fully closed until all projects under Master Project #19224 reach Substantial Completion.



# Monthly Infrastructure Sales Tax Project Report

## Large Cap Projects

Data Date: 4/16/2026

Report Date: 4/30/2026

DESCRIPTION/TEAM	SCOPE	PHOTO
<p><b>Project Title:</b> Dubois Park Var Historic Building Repair and Renovation</p> <p>Project Number: T111</p> <p>BCC District: 01</p> <p>Delivery Method: Annual Contract</p> <p>Category: P08-Public Building Repair Replacement &amp; Expans</p> <p>Status: Construction</p> <p>Designer: Varies</p> <p>Contractor: Robling Architecture Construction</p> <p>Project Manager: Javier Torres/Benjamin Carroll</p>	<p>The project consists of relocating the Pineapple Packing House structure, wood framing repairs, roof replacement and new windows, doors, electrical and HVAC.</p> <p>IST FY 2020 - \$250,000</p> <p>IST FY 2021 - \$250,000</p> <p>IST FY 2022 - \$250,000</p> <p>IST FY 2023 - \$250,000</p> <p>IST FY 2024 - \$644,585</p> <p>IST FY 2025 - \$599,415</p>	

SCHEDULE SUMMARY	PARTICIPATION	FUNDING									
<table border="1"> <thead> <tr> <th></th> <th>Original</th> <th>Actual</th> </tr> </thead> <tbody> <tr> <td>Project Start</td> <td>4/12/2021</td> <td>4/12/2021</td> </tr> <tr> <td>Project Completion</td> <td>12/13/2021</td> <td></td> </tr> </tbody> </table>		Original	Actual	Project Start	4/12/2021	4/12/2021	Project Completion	12/13/2021		<p><b>Consultant</b></p> <p>SBE N/A</p> <p>Local N/A</p> <p><b>Contractor</b></p> <p>SBE 10.46%</p> <p>Local 100%</p>	<p style="text-align: center;"><b>Current Budget</b></p> <p style="text-align: center;"><b>Fund Source</b></p>
	Original	Actual									
Project Start	4/12/2021	4/12/2021									
Project Completion	12/13/2021										

FINANCIAL SUMMARY				
	Project Budget	Committed	% Committed	Paid To Date
	A	B	C=B/A	D
Design	\$244,000	\$238,192	97.62%	\$103,421
Construction	\$2,004,473	\$402,266	20.07%	\$362,268
<b>TOTAL</b>	<b>\$2,248,473</b>	<b>\$640,457</b>	<b>28.48%</b>	<b>\$465,690</b>

**NOTES**

Pineapple House (\$400,000): Robling's work is complete. Pioneer House: Conceptual design was provided by Parks to the designer. Awaiting drawings to be finalized. Dubois House: Design Meeting #8 was held, and the 50% CD under review. ADA exemption for the access ramp was submitted and is currently under review.



# Monthly Infrastructure Sales Tax Project Report

## Large Cap Projects

Data Date: 4/16/2026

Report Date: 4/30/2026

### DESCRIPTION/TEAM

### SCOPE

### PHOTO

**Project Title:** Canyon District Park New Park Development  
**Project Number:** T122  
**BCC District:** 05  
**Delivery Method:** CMAR  
**Category:** N02-New Park Development  
**Status:** Close Out  
**Designer:** Architecture Green  
**Contractor:** Kaufman Lynn  
**Project Manager:** David Polson

The project consists of the construction of a 52 acre Park south of Boynton Beach Blvd, along the west side of Acme Dairy Rd. with the Canyon Lakes Communities bordering the south and west limits of the site. The park will be constructed in two phases. Phase I will need to be completed in order to transfer the multi-purpose activities that currently take place on two existing soccer fields located to the west of the park. Once transferred the old soccer fields site will become the site of the new Canyon District Library. Impact Fees \$4,755,000  
 FY 2021 IST \$12,000,000  
 FY 2022 IST \$12,983,740  
 FY 2024 IST \$20,000,000



### SCHEDULE SUMMARY

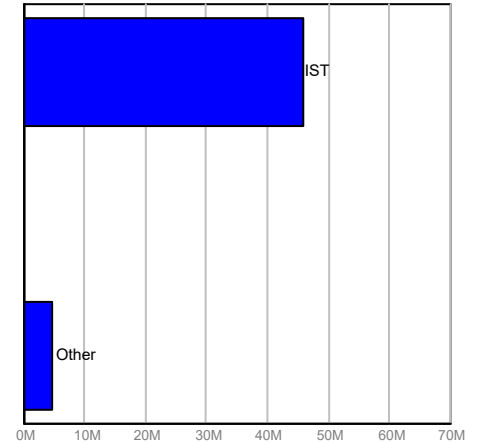
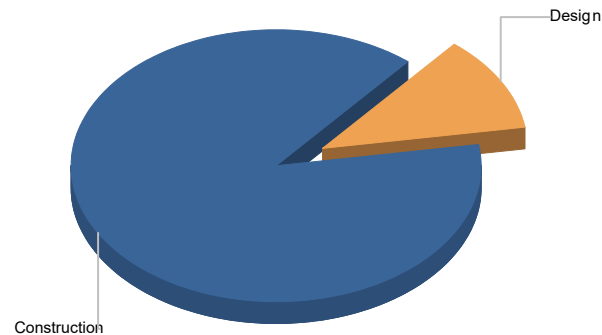
	Original	Actual
GMP Approval-Phase I	1/14/2021	5/4/2021
Construction Start-Phase I	1/27/2021	1/4/2021
Substantial Completion-Phase I	1/27/2022	9/27/2024
Substantial Completion-Phase II	1/23/2026	1/23/2026
Construction Start-Phase II	3/4/2024	8/1/2024
GMP Approval Phase 2	7/2/2024	7/2/2024

### PARTICIPATION

**Consultant**  
 SBE 75.93%  
 Local 100%

**Contractor**  
 SBE 22.32%  
 Local 100%

### FUNDING



Current Budget

Fund Source

### FINANCIAL SUMMARY

	Project Budget	Committed	% Committed	Paid To Date
	A	B	C=B/A	D
Design	\$5,755,000	\$3,014,034	52.37%	\$3,086,306
Construction	\$44,744,462	\$40,876,211	91.35%	\$38,764,408
<b>TOTAL</b>	<b>\$50,499,462</b>	<b>\$43,890,244</b>	<b>86.91%</b>	<b>\$41,850,714</b>

### NOTES

Phases 1 and 1A close-out are progressing. Phase 2 building permits have been issued. Construction NTP was issued on 7/16/2024, with construction scheduled to commence on 8/1/2024. The Phase 2 construction kick-off meeting was held on 7/29/2024, and the Groundbreaking Ceremony took place on 9/30/2024. Substantial completion was achieved on January 23, 2026. The CM is 99% complete with correcting the deficient items on the punch list. The team completed the punch walk of the 4 ballfield grass areas and accepted them on 3/24/2026. Ribbon cutting held on 4/8/26. Closeout documents are in process.



# Monthly Infrastructure Sales Tax Project Report

## Large Cap Projects

Data Date: 4/16/2026

Report Date: 4/30/2026

### DESCRIPTION/TEAM

### SCOPE

### PHOTO

**Project Title:** Okeehetee Park South Expansion

Project Number: T125  
 BCC District: 03  
 Delivery Method: Annual Contract  
 Category: E02-Existing Park Redevelopment or Expansion  
 Status: Design  
 Designer: Colome' & Associates, Inc.  
 Contractor: TBD  
 Project Manager: Javier Torres

Inclusion of new park amenities and accrual of funds for the development of a camping island, picnic island and RV park.  
 FY21: \$1,000,000  
 FY22: \$1,000,000  
 FY24: \$452,010  
 FY25: \$1,705,000



### SCHEDULE SUMMARY

	Original	Actual
Start Date	9/9/2021	2/10/2025
Completion Date	5/31/2022	
Pre-Scope Meeting	11/6/2024	11/6/2024

### PARTICIPATION

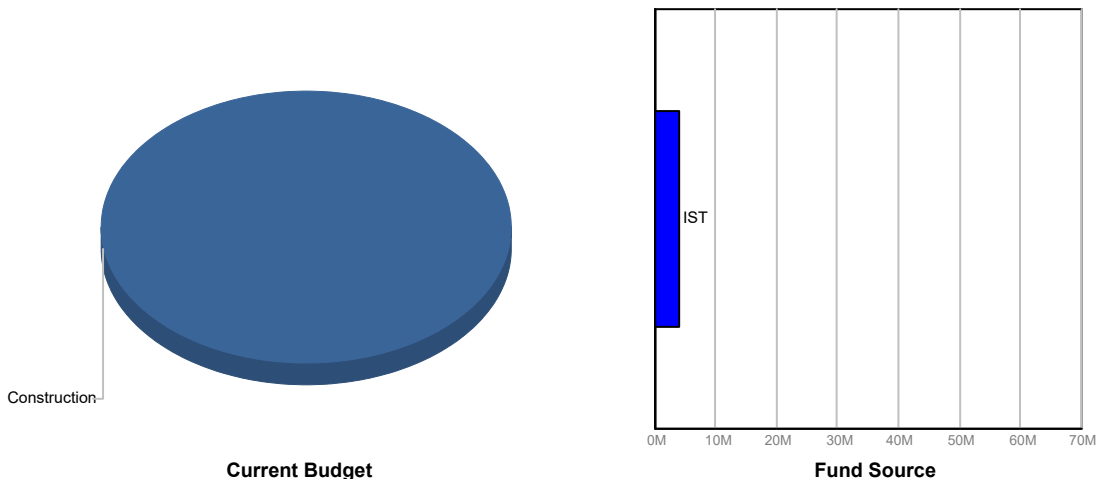
**Consultant**

SBE 100%  
 Local 100%

**Contractor**

SBE TBD  
 Local TBD

### FUNDING



### FINANCIAL SUMMARY

	Project Budget	Committed	% Committed	Paid To Date
	A	B	C=B/A	D
Construction	\$4,157,010	\$81,245	1.95%	\$81,245
<b>TOTAL</b>	<b>\$4,157,010</b>	<b>\$81,245</b>	<b>1.95%</b>	<b>\$81,245</b>

### NOTES

ERM was contacted to help speed up the site visit needed to finalize the tree disposition. Once this is completed, the Tree Survey review can be finished so proposal negotiations can move forward and the project can enter the design phase.



# Monthly Infrastructure Sales Tax Project Report

## Large Cap Projects

Data Date: 4/16/2026

Report Date: 4/30/2026

### DESCRIPTION/TEAM

### SCOPE

### PHOTO

**Project Title:** JPP Parks Division Office Building Addition  
**Project Number:** T174  
**BCC District:** 03  
**Delivery Method:** Annual Contract  
**Category:** P08-Public Building Repair Replacement & Expans  
**Status:** Design  
**Designer:** Colome' & Associates, Inc.  
**Contractor:** TBD  
**Project Manager:** Rich Carlton

Permanent office space is needed to replace two (2) modular office trailers that have exceeded their useful life and are rotting . The addition would be to the current Parks Operations Administration building (trailers more than 20 years old - rotting).

FY2023 \$750,000.00  
 FY2024 \$344,650.00  
 FY2025 \$2,075,000.00



### SCHEDULE SUMMARY

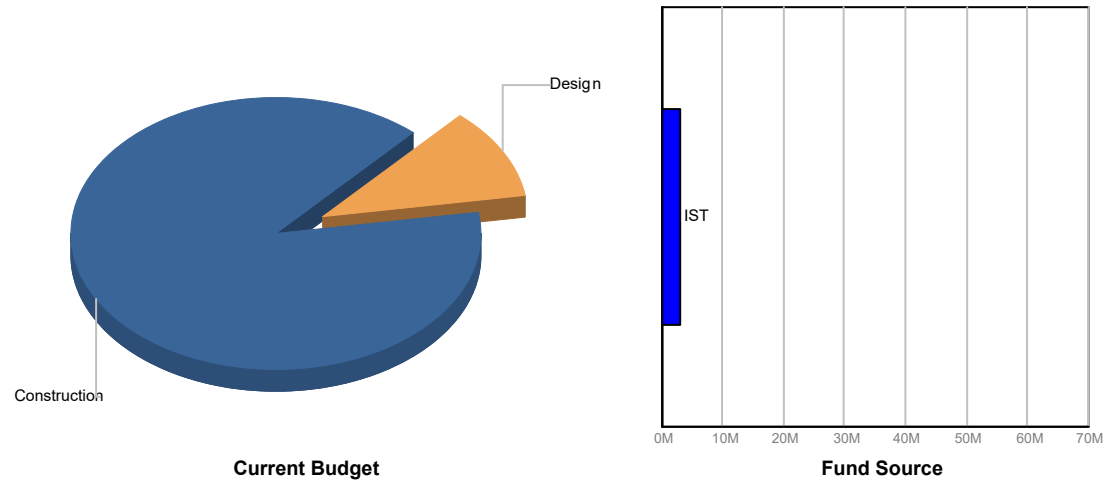
	Original	Actual
Design Proposal	11/19/2024	1/6/2025
NTP Issued	12/4/2025	12/4/2025

### PARTICIPATION

**Consultant**  
 SBE 95.31%  
 Local 100%

**Contractor**  
 SBE TBD  
 Local TBD

### FUNDING



### FINANCIAL SUMMARY

	Project Budget	Committed	% Committed	Paid To Date
	A	B	C=B/A	D
Design	\$344,650	\$5,034	1.46%	\$5,034
Construction	\$2,825,000	\$5,226	0.18%	\$5,226
<b>TOTAL</b>	<b>\$3,169,650</b>	<b>\$10,260</b>	<b>0.32%</b>	<b>\$10,260</b>

### NOTES

CID is currently working on the project's budget analysis and developing the overall timeline. Parks and Recreation has submitted the questionnaire, and the final version is expected soon. Over the next month, CID will continue coordinating with the user group and Facilities to align the project scope, funding, and deliverables. The first OAC meeting will be scheduled, and coordination will continue as the project framework is finalized.



# Monthly Infrastructure Sales Tax Project Report

## Large Cap Projects

Data Date: 4/16/2026

Report Date: 4/30/2026

### DESCRIPTION/TEAM

### SCOPE

### PHOTO

**Project Title:** Glades Pioneer Park Athletic Field Renovation  
**Project Number:** T175  
**BCC District:** 06  
**Delivery Method:** CMAR  
**Category:** A06-Athletic Field Renovations  
**Status:** Construction  
**Designer:** Florida Transportation Engineering  
**Contractor:** LTG Sports Turf One  
**Project Manager:** David Polson

Athletic facility improvement to Glades Pioneer Park will allow for year-round use of football/soccer fields. High quality artificial surfacing will provide an excellent facility for youth and allow for minimal downtime for positive youth activities.  
**Funded:**  
 FY 2021 \$210,000  
 FY 2023 \$1,009,000  
 FY 2024 \$2,824,756



### SCHEDULE SUMMARY

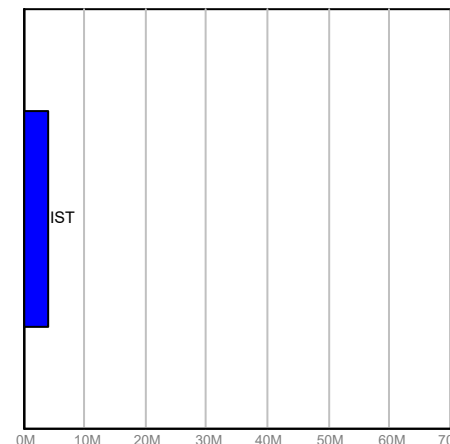
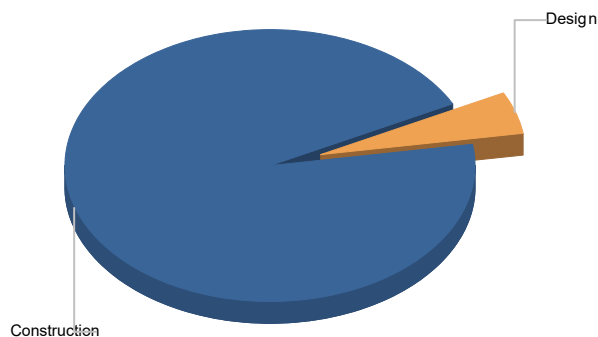
	Original	Actual
Begin Existing Site Surveys	1/29/2020	1/29/2020
Complete Existing Site Surveys	6/30/2020	5/18/2020
Finalization of Existing Site Surveys	8/30/2020	9/18/2020
Design RFP Final Selection	10/29/2020	10/29/2020
Consultant Contract Issuance	12/14/2020	9/17/2024
Design Completion	12/31/2021	10/10/2023
Turf Supplier RFP Proposal Due	4/30/2022	6/6/2023
Turf Supplier Contract Executed	9/8/2023	9/8/2023
Turf Contract GMP Executed	9/17/2024	9/17/2024
Turf Contract Substantial Completion	2/5/2026	2/5/2026

### PARTICIPATION

**Consultant**  
 SBE 25%  
 Local 25%

**Contractor**  
 SBE 20.13%  
 Local 100%

### FUNDING



Current Budget

Fund Source

### FINANCIAL SUMMARY

	Project Budget	Committed	% Committed	Paid To Date
	A	B	C=B/A	D
Design	\$204,709	\$195,730	95.61%	\$176,052
Construction	\$3,839,047	\$3,342,674	87.07%	\$1,845,404
<b>TOTAL</b>	<b>\$4,043,756</b>	<b>\$3,538,404</b>	<b>87.50%</b>	<b>\$2,021,456</b>

### NOTES

GMP package was submitted on 7/30/2024 for the 9/17/2024 BCC meeting. The building permit was submitted in May 2024. A pre construction kickoff meeting was held on 9/25/2024. OAC meetings are held on the 1st and 3rd Wednesday of each month at 10:00 AM. The Notice to Proceed was issued on 10/21/2024. Turf carpet installation is complete. Substantial completion punchlist walked performed on 2/5/2026. Substantial completion obtained on 2/5/2026. The project is currently in the closeout phase and cannot be closed out until all projects under Project #19224 have reached substantial completion.



# Monthly Infrastructure Sales Tax Project Report

## Large Cap Projects

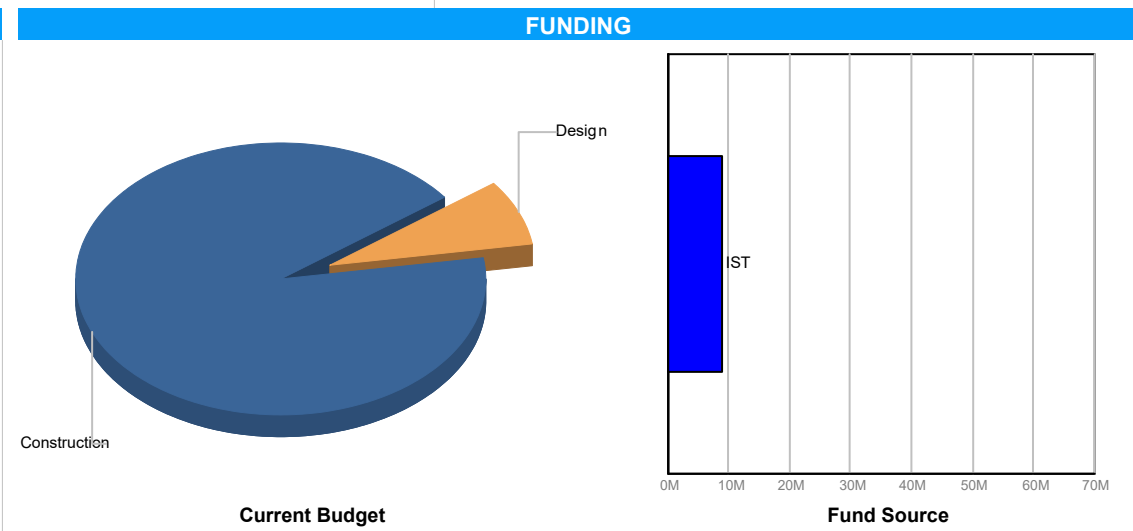
Data Date: 4/16/2026

Report Date: 4/30/2026

DESCRIPTION/TEAM	SCOPE	PHOTO
<p><b>Project Title:</b> North County Pool Facility Repairs and Renovation</p> <p>Project Number: T176</p> <p>BCC District: 01</p> <p>Delivery Method: Annual Contract</p> <p>Category: A02-Aquatic Facility Repair and Replacement</p> <p>Status: Construction</p> <p>Designer: Architecture Green</p> <p>Contractor: Messam</p> <p>Project Manager: Rich Carlton</p>	<p>Public aquatic facility overdue for large scale capital repair and renovation - renovations would include restroom/locker-room renovation, resurfacing and coping repairs, baby pool replacement with water feature and shade structures. We receive many public complaints about the structural design of and capital condition of the restrooms.</p> <p>FY2023 \$2,062,000.00, FY2024 \$251,564.00 and FY2026 \$6,913,000</p>	

SCHEDULE SUMMARY		
	Original	Actual
Pre-scope walk through	5/23/2023	6/2/2023
Phase 1 Design Start: Pool Renovations	2/16/2024	2/16/2024
Phase 2 Design: Restrooms/Lockers	6/24/2024	7/31/2024
Permit	6/16/2025	
Construction Start	10/28/2025	2/9/2026

PARTICIPATION	
<b>Consultant</b>	
SBE	100%
Local	100%
<b>Contractor</b>	
SBE	36.3%
Local	100%



FINANCIAL SUMMARY				
	Project Budget	Committed	% Committed	Paid To Date
	A	B	C=B/A	D
Design	\$700,000	\$704,990	100.71%	\$567,779
Construction	\$8,326,564	\$3,132,625	37.62%	\$178,615
<b>TOTAL</b>	<b>\$9,026,564</b>	<b>\$3,837,614</b>	<b>42.51%</b>	<b>\$746,394</b>

**NOTES**

Work this period focused on restroom demolition and early rough in . In the women's room, ceiling demo is complete, sanitary piping is installed, and drilling for new curbs continues. In the men's room, under slab plumbing is located, toilet installation is progressing, and floor saw cutting is underway. Messam is pricing benches and hooks for the temporary changing trailer and is still awaiting the Town of Jupiter fencing permit, with CID assisting. OAC meetings continue biweekly.



# Monthly Infrastructure Sales Tax Project Report

## Large Cap Projects

Data Date: 4/16/2026

Report Date: 4/30/2026

### DESCRIPTION/TEAM

### SCOPE

### PHOTO

**Project Title:** Coconut Cove Waterpark Facility Repairs and Renovation  
**Project Number:** T177  
**BCC District:** 05  
**Delivery Method:** Annual Contract  
**Category:** A02-Aquatic Facility Repair and Replacement  
**Status:** Design  
**Designer:** Song & Associates  
**Contractor:** TBD  
**Project Manager:** Eric Chimienti

Repairs and renovations include replacement of play structure in zero depth playground, restroom refurbishment, replace old leaking concession tiki hut with a concession building, classroom and birthday party room renovation, replace old chairs/deck lounge chairs. Upgrades are necessary to maintain business operations and no loss in revenue.  
 IST Funded: FY2023\$1,449,000.00 and FY2024 \$176,778



### SCHEDULE SUMMARY

	Original	Actual
Design Start	10/15/2024	

### PARTICIPATION

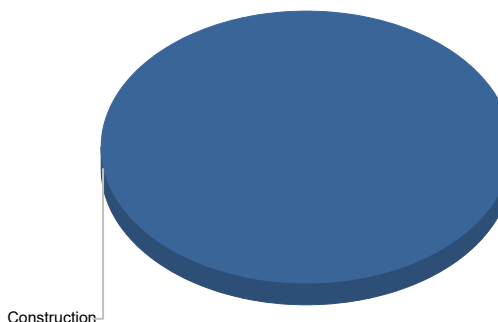
#### Consultant

SBE TBD  
 Local TBD

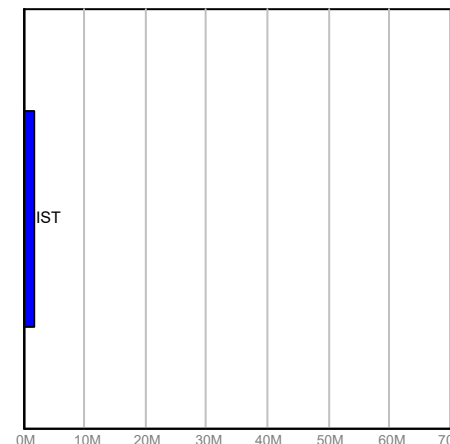
#### Contractor

SBE TBD  
 Local TBD

### FUNDING



Current Budget



Fund Source

### FINANCIAL SUMMARY

	Project Budget	Committed	% Committed	Paid To Date
	A	B	C=B/A	D
Construction	\$1,625,778	\$3,291	0.20%	\$3,291
<b>TOTAL</b>	<b>\$1,625,778</b>	<b>\$3,291</b>	<b>0.20%</b>	<b>\$3,291</b>

### NOTES

Awaiting updated proposal from consultant.



# Monthly Infrastructure Sales Tax Project Report

## Large Cap Projects

Data Date: 4/16/2026

Report Date: 4/30/2026

### DESCRIPTION/TEAM

### SCOPE

### PHOTO

**Project Title:** JPP Maintenance Compound Var Building Replacement  
**Project Number:** T194  
**BCC District:** 03  
**Delivery Method:** Annual Contract  
**Category:** P08-Public Building Repair Replacement & Expans  
**Status:** Design  
**Designer:** Colome' & Associates, Inc.  
**Contractor:** TBD  
**Project Manager:** Rich Carlton

JPP Maintenance Compound Various Building Replacement needed to provide adequate equipment storage, breakroom space for employees and maintenance operation office in this large Regional Park.

IST Funded FY25: \$2,737,680



### SCHEDULE SUMMARY

	Original	Actual
Design Proposal	11/19/2024	1/6/2025
NTP Issued	12/4/2025	12/4/2025

### PARTICIPATION

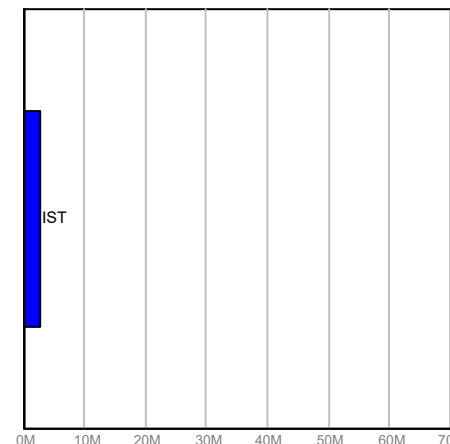
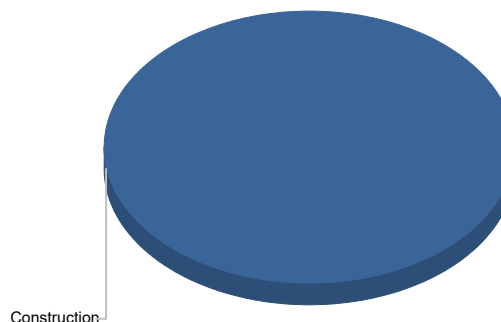
#### Consultant

SBE 95.31%  
 Local 100%

#### Contractor

SBE TBD  
 Local TBD

### FUNDING



Current Budget

Fund Source

### FINANCIAL SUMMARY

	Project Budget	Committed	% Committed	Paid To Date
	A	B	C=B/A	D
Design	\$0	\$0	0.00%	\$0
Construction	\$2,737,680	\$202,478	7.40%	\$11,289
<b>TOTAL</b>	<b>\$2,737,680</b>	<b>\$202,478</b>	<b>7.40%</b>	<b>\$11,289</b>

### NOTES

CID is currently working on the project's budget analysis and developing the overall timeline. Parks and Recreation has submitted the questionnaire, and the final version is expected soon. Over the next month, CID will continue coordinating with the user group and Facilities to align the project scope, funding, and deliverables. The first OAC meeting will be scheduled, and coordination will continue as the project framework is finalized.



# Monthly Infrastructure Sales Tax Project Report

## Large Cap Projects

Data Date: 4/16/2026

Report Date: 4/30/2026

### DESCRIPTION/TEAM

### SCOPE

### PHOTO

**Project Title:** Calypso Bay Waterpark Facility Repairs and Renovation  
**Project Number:** T195  
**BCC District:** 06  
**Delivery Method:** Annual Contract  
**Category:** A02-Aquatic Facility Repair and Replacement  
**Status:** Design  
**Designer:** Colome' & Associates, Inc.  
**Contractor:** TBD  
**Project Manager:** Rich Carlton

Replace the play structure, the tiki hut with a permanent building, the shade structure in the competitive pool area and install a new shade structure in front of the admission building. If funding permits, additional work could include new pavilions in the north parking lot area.  
  
 IST Funded: FY24 \$1,783,531



### SCHEDULE SUMMARY

	Original	Actual
Project Start	5/1/2024	5/1/2024
Design Start	12/19/2024	

### PARTICIPATION

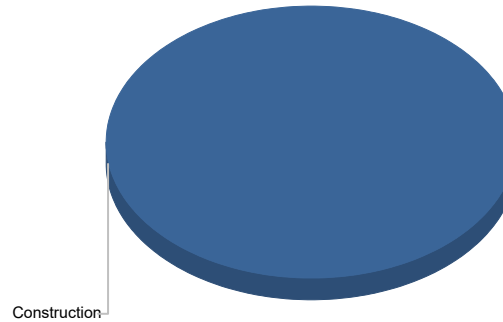
#### Consultant

SBE TBD  
 Local TBD

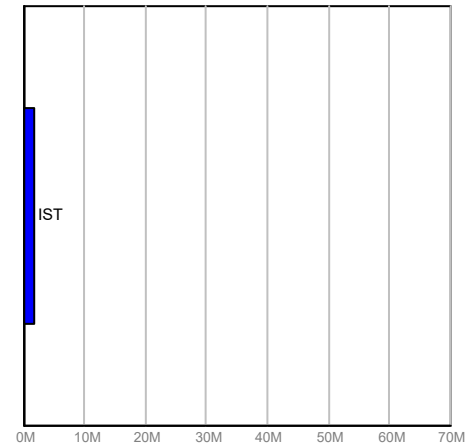
#### Contractor

SBE TBD  
 Local TBD

### FUNDING



Current Budget



Fund Source

### FINANCIAL SUMMARY

	Project Budget	Committed	% Committed	Paid To Date
	A	B	C=B/A	D
Construction	\$1,783,531	\$5,395	0.30%	\$5,395
<b>TOTAL</b>	<b>\$1,783,531</b>	<b>\$5,395</b>	<b>0.30%</b>	<b>\$5,395</b>

### NOTES

Project budget and timeline are still on hold and will be finalized once Parks and Recreation confirms available funding. Over the next month, CID will continue coordinating with the user group and Facilities to align the project scope, funding, and deliverables while reviewing the current status of all project components. The first OAC meeting will be scheduled soon, with ongoing coordination to continue as the overall project framework is completed.



# Monthly Infrastructure Sales Tax Project Report

## Large Cap Projects

Data Date: 4/16/2026

Report Date: 4/30/2026

### DESCRIPTION/TEAM

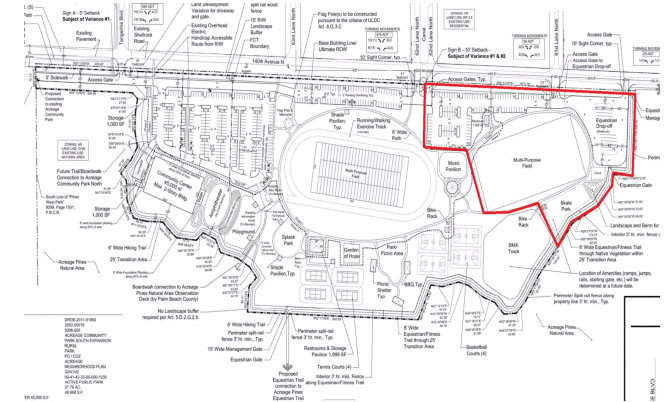
**Project Title: Acreage Community Park Expansion**

Project Number: T203  
 BCC District: 06  
 Delivery Method: TBD  
 Category: E02-Existing Park Redevelopment or Expansion  
 Status: Construction  
 Designer: Cotleur & Hearing  
 Contractor: LandTek(LTG)  
 Project Manager: ITID/Bob Hamilton

### SCOPE

The project originally consisted of construction of a community/recreation center within Acreage Community Park. The project as now proposed consists of a synthetic turf multi-purpose field, state park, equestrian drop-off area and support infrastructure.  
 IST FY23 \$3,000,000

### PHOTO



### SCHEDULE SUMMARY

	Original	Actual
Project Start	10/21/2021	10/7/2024
Permit	1/30/2025	3/17/2025
Construction Start	8/4/2025	9/29/2025

### PARTICIPATION

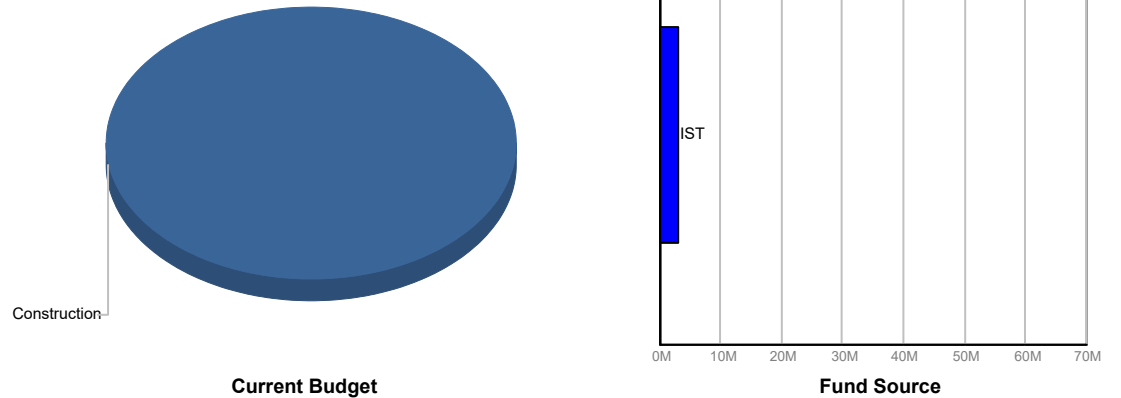
#### Consultant

SBE N/A  
 Local N/A

#### Contractor

SBE N/A  
 Local N/A

### FUNDING



### FINANCIAL SUMMARY

	Project Budget	Committed	% Committed	Paid To Date
	A	B	C=B/A	D
Design	\$0	\$0	0.00%	\$0
Construction	\$3,000,000	\$0	0.00%	\$0
Other	\$0	\$0	0.00%	\$0
<b>TOTAL</b>	<b>\$3,000,000</b>	<b>\$0</b>	<b>0.00%</b>	<b>\$0</b>

### NOTES

ITID has requested an amendment to the agreement with PBC to: (1) remove the skate park and bathroom building from the Phase 2 scope due to cost increases; (2) authorize the use of Surtax funds for the purchase of security cameras; and (3) extend the agreement term by 18 months. The amendment has been approved by ITID and the County Attorney and will proceed to the ITID Board for approval before moving to the BCC. Partial payment will not be processed until the amendment receives full approval.