

# Monthly Infrastructure Sales Tax Project Report

## Large Cap Projects

Data Date: 3/17/2022

Report Date: 3/31/2022

### DESCRIPTION/TEAM

### SCOPE

### PHOTO

**Project Title:** Headquarters R&R

Project Number: 11206  
 BCC District: 02  
 Delivery Method: Construction Management  
 Category: S06-Sheriff - FDO  
 Status: Construction  
 Designer: Leo Daly  
 Contractor: Kast Construction  
 Project Manager: Terri Wolfe

The project consists of the exterior hardening of the entire building consisting of new exterior walls, impact resistant doors and windows, roof replacement and structural tie-ins as well as the R&R of all major building systems and interior renovation of approx. 75% of the building. As part of the project, the Board has also approved the temp. relocation of employees occupying approx. 70% of the space to ensure continuity of operations during the construction, reduce the overall duration of the project and therefore total project cost. This project is funded in:  
 FY 2017 IST \$1,600,000, FY 2019 IST \$11,047,000  
 FY 2020 IST \$10,835,000  
 FY 2021 IST \$17,620,000  
 FY 2022 IST \$6,577,994



### SCHEDULE SUMMARY

	Original	Actual
Project Start	3/14/2016	3/14/2016
Design Start	5/9/2017	5/9/2017
Construction Start	1/31/2019	3/22/2021
Substantial Completion	8/23/2022	
Project Completion	3/24/2023	

### PARTICIPATION

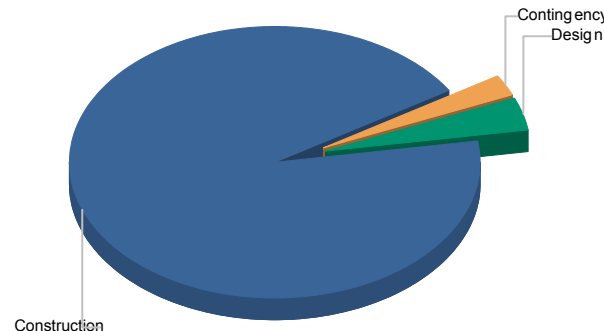
#### Consultant

SBE 24.71%  
 Local 100%  
 WBE N/A  
 MBE N/A

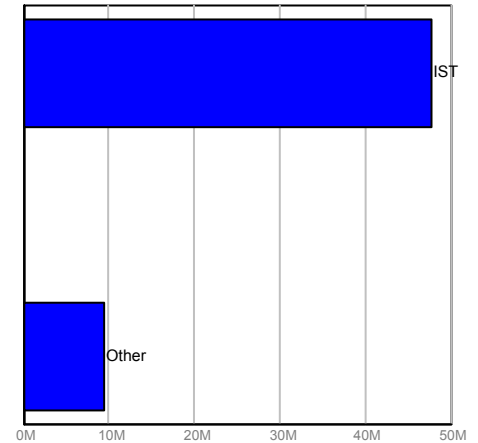
#### Contractor

SBE 12.75%  
 Local 100%  
 WBE N/A  
 MBE N/A

### FUNDING



Current Budget



Fund Source

### FINANCIAL SUMMARY

	Project Budget	Committed	% Committed	Paid To Date
	A	B	C=B/A	D
Design	\$2,274,200	\$2,917,659	128.29%	\$2,646,605
Construction	\$53,355,994	\$35,526,299	66.58%	\$15,647,549
Furniture, Fixtures & Equipment	\$0	\$163,007	0.00%	\$162,841
Other	\$0	\$27,033	0.00%	\$27,033
Contingency	\$1,418,800	\$0	0.00%	\$0
<b>TOTAL</b>	<b>\$57,048,994</b>	<b>\$38,633,997</b>	<b>67.72%</b>	<b>\$18,484,027</b>

### NOTES


All phases of the abatement are complete . Kast took full control of building on 3/18/22. The roof scope will be complete in 3 week once the contractor is released. Kast has updated their construction baseline completion schedule to reflect: Phase 1- Jan 5th, 2023, Exterior- Sept. 12th, 2022, and Phase 2- May 11th, 2023. Bulletin 7 drawings have been released. Bulletin 8 drawings are expected to be released 4/8/22. Redundant Cooling has been requested in 24 hour operation areas by PBSO. This will be evaluated as this is not currently in scope.

# Monthly Infrastructure Sales Tax Project Report

## Large Cap Projects

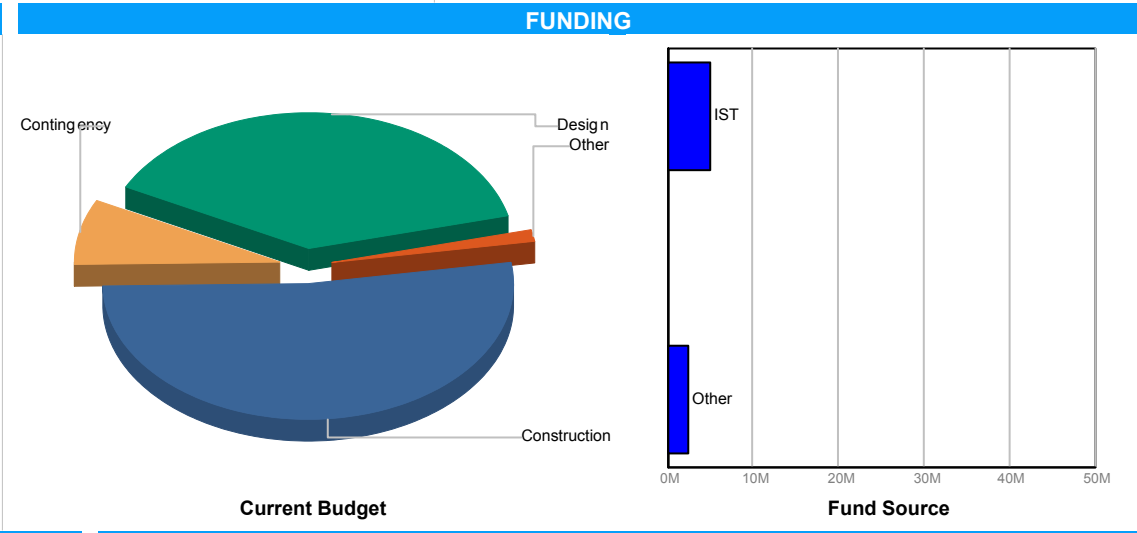
Data Date: 3/17/2022

Report Date: 3/31/2022

DESCRIPTION/TEAM	SCOPE	PHOTO
<p><b>Project Title: Ocean Inlet Park and Marina Renovation</b></p> <p>Project Number: 13367                      BCC District: 04                      Delivery Method: Hard Bid                      Category: P08-Public Building Repair Replacement &amp; Expans                      Status: Construction                      Designer: Alan Gerwig &amp; Associates, Inc.                      Contractor: Poseidon                      Project Manager: Rich Avery</p>	<p>The project consists of the replacement of marina components as well as new components including bulkhead wall, floating docks, floating finger docks, fixed dock, boat lifts, floating wave attenuator, landscaping, and replacement of the current Marina/Restroom and concession buildings. The project will be constructed in two phases. Phase one will consist of marina bulkhead, dock reconstruction and wave attenuator construction. The remaining scope to be completed during phase 2.</p> <p>Total available funding for this project consists of \$2,500,000 FY18 IST funds, \$2,500,000 FY20 Find Grant funds. Future funding consists of \$2,500,000 FY23 IST funds and shown as "Future Funding" within the current budget.</p>	

SCHEDULE SUMMARY		
	Original	Actual
Phase I Start	2/5/2018	2/4/2018
Design Start	10/22/2018	10/22/2018
Construction Start	12/3/2019	11/1/2021
Substantial Completion	11/1/2022	

PARTICIPATION	
<b>Consultant</b>	
SBE	82.50%
Local	100%
WBE	N/A
MBE	N/A
<b>Contractor</b>	
SBE	92.67
Local	92.67
WBE	TBD
MBE	TBD



FINANCIAL SUMMARY				
	Project Budget	Committed	% Committed	Paid To Date
	A	B	C=B/A	D
Design	\$2,885,300	\$327,191	11.34%	\$260,734
Construction	\$3,906,200	\$1,312,922	33.61%	\$92,860
Other	\$108,500	\$94,843	87.41%	\$94,843
Contingency	\$600,000	\$0	0.00%	\$0
<b>TOTAL</b>	<b>\$7,500,000</b>	<b>\$1,734,956</b>	<b>23.13%</b>	<b>\$448,437</b>

**NOTES**

Contractor continues demolition of the north seawall, and installation of pilings and bulkhead walls.

# Monthly Infrastructure Sales Tax Project Report

## Large Cap Projects

Data Date: 3/17/2022

Report Date: 3/31/2022

### DESCRIPTION/TEAM

### SCOPE

### PHOTO

**Project Title: Evidence Building**

Project Number: 14218  
 BCC District: 02  
 Delivery Method: Construction Management  
 Category: S06-Sheriff - FDO  
 Status: Design  
 Designer: Leo Daly  
 Contractor: Pirtle Construction  
 Project Manager: Jeffrey Halverson

The project consists of a new 2-story Evidence Storage/Crime Scene/Crime Lab Facility (Approximately 87,000 GSF) and a 12,000 GSF metal building for impound vehicle storage. The main facility will house property seized by the Sheriff's Office, Administrative Offices, Evidence Processing via the crime scene investigation unit and the crime lab. Monitored cameras, motion detectors, and restricted access with electronic logging will be provided. The facility will accommodate secure vehicle garage bays that can store large vehicles (i.e. 56' long trailers) holding evidence for investigation or transport. Site Development (16 Acres) to include user parking (public, booking officers & staff), a fenced/gated impound lot (350 surface spaces) and a limited area of covered parking.



Palm Beach County Sheriff's Office Forensic Facility



### SCHEDULE SUMMARY

	Original	Actual
Project Start	3/30/2016	12/21/2016
Design Start	6/28/2017	6/28/2017
Construction Start	7/5/2018	4/29/2019
Substantial Completion	11/5/2019	10/30/2020
Project Completion	11/26/2019	

### PARTICIPATION

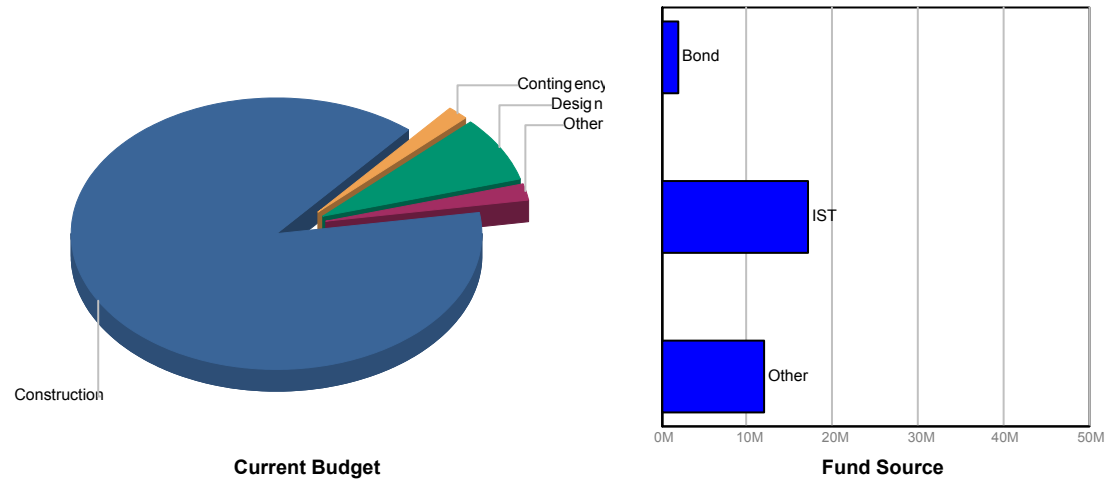
#### Consultant

SBE 33.21%  
 Local 78.96%  
 WBE N/A  
 MBE N/A

#### Contractor

SBE 21.60%  
 Local 55%  
 WBE N/A  
 MBE N/A

### FUNDING



### FINANCIAL SUMMARY

	Project Budget	Committed	% Committed	Paid To Date
	A	B	C=B/A	D
Design	\$2,461,526	\$2,361,608	95.94%	\$2,032,637
Construction	\$27,680,589	\$28,234,076	102.00%	\$20,026,357
Furniture, Fixtures & Equipment	\$0	\$0	0.00%	\$0
Other	\$602,158	\$192,346	31.94%	\$192,346
Contingency	\$492,268	\$3,672	0.75%	\$3,672
<b>TOTAL</b>	<b>\$31,236,542</b>	<b>\$30,791,701</b>	<b>98.58%</b>	<b>\$22,255,012</b>

### NOTES

Several issues being resolved including Freezer control, non-structural crack repairs, gate controls, knock boxes, gas pipe rerouting and generator piping. Remaining Change Orders and project Reconciliation in progress. The temporary Certificate of Occupancy has been reissued to expire on July 5. At that time we expect to be able to apply for the Certificate of Occupancy. The funding sources for this project are as follows: Bond \$2M, Impact Fees \$6.7 M, Ad Valorem \$1.2 M, and IST \$21,336,540 for a total Project Budget of \$31,236,542.

# Monthly Infrastructure Sales Tax Project Report

## Large Cap Projects

Data Date: 3/17/2022

Report Date: 3/31/2022

### DESCRIPTION/TEAM

### SCOPE

### PHOTO

**Project Title:** CR 880 Canal Bank Stabilization

Project Number: 1448  
 BCC District: 06  
 Delivery Method: Bid Contract Award  
 Category: C02-CR 880 Canal Bank Stabilization  
 Status: Construction  
 Designer: Wantman Group  
 Contractor: Dickerson Florida, Inc.  
 Project Manager: Holly Knight

This project will repair, restore, and stabilize the embankment along a portion of County Road 880. The South Florida Water Management District's L-13 Canal parallels and is very close to County Road 880. The embankment area for County Road 880 to the canal is minimal. The undermining of the County Road 880 embankment continues due to storm events and increased South Florida Water Management District pumping and has progressively deteriorated. Repair of the embankment is necessary to prevent the eventual collapse of County Road 880 and to ensure the integrity of County Road 880 and provide a safe roadway for the public.  
 IST Funds: FY17 \$1,000,000 FY18 \$2,000,000 FY24 \$2,000,000.



### SCHEDULE SUMMARY

	Original	Actual
Construction Notice to Proceed	6/5/2017	6/5/2017
Phase III Construction Complete	11/2/2017	10/20/2017
Phase IV-Construction Notice to Proceed	6/1/2018	7/9/2018
Phase IV-Construction Complete	12/1/2018	3/27/2019
Phase V-Construction Notice to Proceed	6/1/2019	7/1/2019
Phase V-Construction Complete	12/1/2019	11/20/2019

### PARTICIPATION

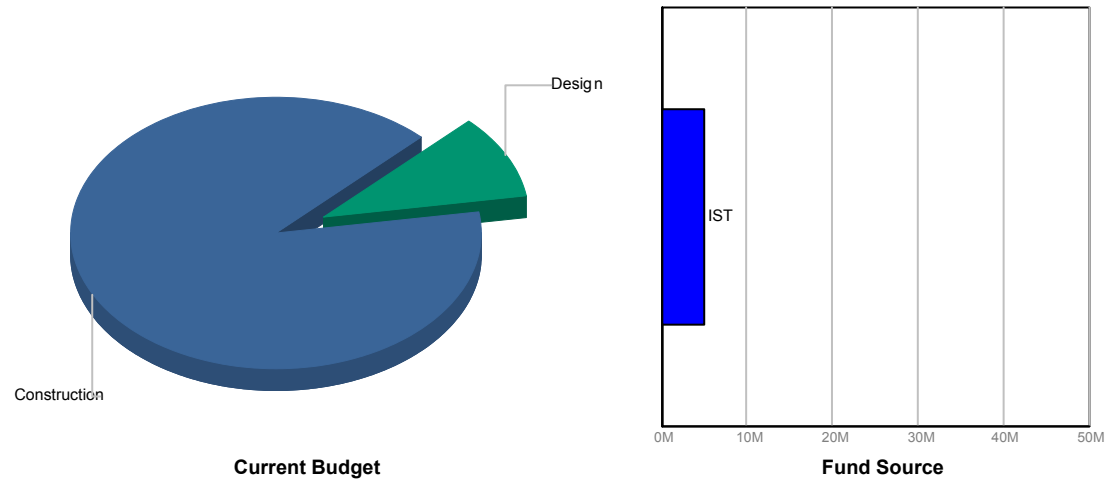
#### Consultant

SBE 15%  
 Local 100%  
 WBE 0%  
 MBE 0%

#### Contractor

SBE 23.4%  
 Local 23.4%  
 WBE 0%  
 MBE 0%

### FUNDING



### FINANCIAL SUMMARY

	Project Budget	Committed	% Committed	Paid To Date
	A	B	C=B/A	D
Design	\$500,000	\$75,698	15.14%	\$75,698
Construction	\$4,500,000	\$2,537,336	56.39%	\$2,311,606
Contingency	\$0	\$0	0.00%	\$0
<b>TOTAL</b>	<b>\$5,000,000</b>	<b>\$2,613,034</b>	<b>52.26%</b>	<b>\$2,387,304</b>

### NOTES

Phases I and II (constructing adjacent locations) were completed in FY 2015 and FY 2016 using non-IST funding. Phase III construction is funded at \$1,000,000 in FY 2017. Construction for Phases IV & V are funded at \$2,000,000 in FY 2018. Construction is complete for Phases III, IV and V. Project will recommence upon arrival of FY 2024 funding.



# Monthly Infrastructure Sales Tax Project Report

## Large Cap Projects

Data Date: 3/17/2022

Report Date: 3/31/2022

### DESCRIPTION/TEAM

### SCOPE

### PHOTO

**Project Title: Main Detention Center Electronics**

Project Number: 15218  
 BCC District: 02  
 Delivery Method: Construction Management  
 Category: S06-Sheriff - FDO  
 Status: Construction  
 Designer: Leo A. Daly  
 Contractor: Hedrick Brothers Construction  
 Project Manager: Jeffrey Halverson

Phase II - Electronics for the South, East, and West Towers at the Main Detention Center, which have continually operated since the early 1980's. These systems include door controls, intercom, nurse's call system, CCTV, upgrade of EST3 software for fire alarm and new infrastructure for the future expansion of the CCTV system.  
 Main Detention Center Electronics (B594) IST Funding  
 FY 2017 IST \$5,600,000  
 FY 2018 IST \$4,700,000  
 The total Electronics budget is \$11,235,851 of which \$1,021,161 is funded through Ad Valorem.



### SCHEDULE SUMMARY

	Original	Actual
Project Start	7/9/2015	6/9/2015
Design Start	6/21/2016	6/21/2016
Construction Start	3/19/2018	5/17/2018
Substantial Completion	3/15/2022	8/10/2020
Project Completion	6/30/2022	

### PARTICIPATION

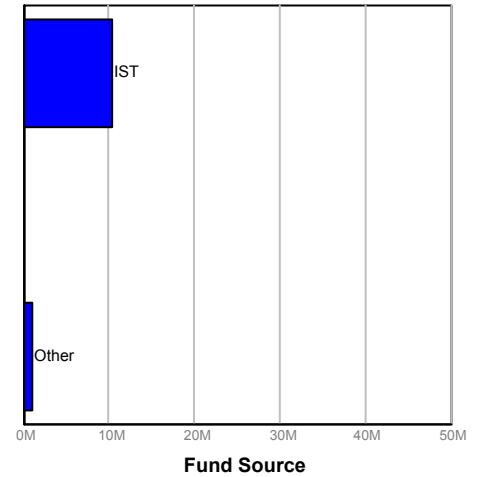
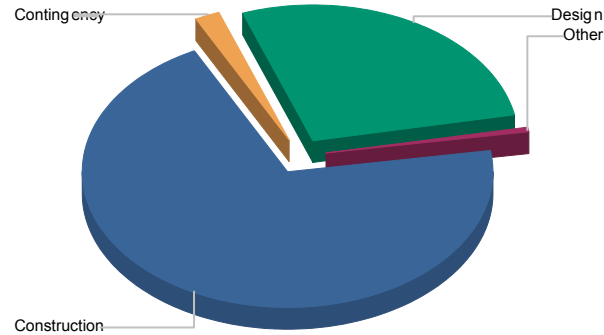
#### Consultant

SBE 22.60%  
 Local 67%  
 WBE N/A  
 MBE N/A

#### Contractor

SBE 76.79%  
 Local 80%  
 WBE N/A  
 MBE N/A

### FUNDING



Current Budget

Fund Source

### FINANCIAL SUMMARY

	Project Budget	Committed	% Committed	Paid To Date
	A	B	C=B/A	D
Design	\$3,096,507	\$3,053,730	98.62%	\$2,933,781
Construction	\$7,868,421	\$7,204,857	91.57%	\$7,061,830
Furniture, Fixtures & Equipment	\$0	\$0	0.00%	\$0
Other	\$55,740	\$59,101	106.03%	\$59,101
Contingency	\$215,183	\$0	0.00%	\$0
<b>TOTAL</b>	<b>\$11,235,851</b>	<b>\$10,317,688</b>	<b>91.83%</b>	<b>\$10,054,712</b>

### NOTES

Coordination of the intercom system is continuing. The system is large, covers many elevators in different locations, must be tied into the command center, is not a standard system and must be replaced. Specialists have been brought in to advise on the best resolution/replacement. Recommendations have been received and we are upgrading the system from IP based to internet based in coordination with PBSO IT to address networking issues. Anticipated finish by Sept 2022.

# Monthly Infrastructure Sales Tax Project Report

## Large Cap Projects

Data Date: 3/17/2022

Report Date: 3/31/2022

### DESCRIPTION/TEAM

### SCOPE

### PHOTO

**Project Title:** Palm Beach Lakes Blvd over FEC R/R

Project Number: 1532  
 BCC District: 07  
 Delivery Method: Design CCNA  
 Category: B04-Bridge Modifications  
 Status: Design  
 Designer: HNTB  
 Contractor: TBD  
 Project Manager: Kathleen Farrell

This project will rehabilitate an existing bridge that was built over 50 years ago. The project will improve traffic safety (lane widths, pedestrian barrier, railings) and may involve other improvements such as shoulders, bike lanes, and sidewalks.  
 FY 2017 IST \$1,500,000  
 FY 2021 IST \$4,500,000  
 FY 2025 IST \$8,300,000



### SCHEDULE SUMMARY

	Original	Actual
Project Start	9/30/2017	9/30/2017
Consultant Procurement Finish	9/3/2019	12/1/2019
Study Start	4/7/2020	4/7/2020
Design Complete	6/1/2025	
Permit Application	12/1/2023	
Permit Issued	4/1/2025	
Construction Start	1/1/2026	
Construction Complete	4/1/2027	
Study Complete	11/1/2021	
Design Start	7/1/2022	

### PARTICIPATION

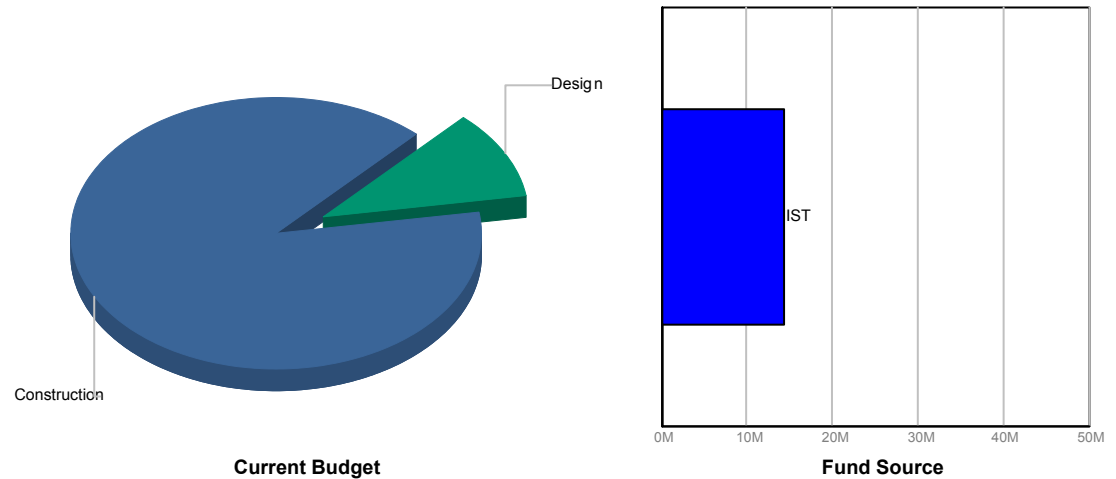
**Consultant**

SBE	36.5%
Local	96%
WBE	TBD
MBE	TBD

**Contractor**

SBE	TBD
Local	TBD
WBE	TBD
MBE	TBD

### FUNDING



### FINANCIAL SUMMARY

	Project Budget	Committed	% Committed	Paid To Date
	A	B	C=B/A	D
Design	\$1,500,000	\$367,350	24.49%	\$289,878
Construction	\$12,800,000	\$603	0.00%	\$603
Other	\$0	\$15,327	0.00%	\$15,327
Contingency	\$0	\$0	0.00%	\$0
<b>TOTAL</b>	<b>\$14,300,000</b>	<b>\$383,281</b>	<b>2.68%</b>	<b>\$305,809</b>

### NOTES

The project is in the coordination stage with stakeholders including the City of West Palm Beach and the Community Redevelopment Agency to determine scope and design parameters for the rehabilitation of the bridge superstructure. The first phase of design (Study & Stakeholder Coordination) started on 4/7/2020.

# Monthly Infrastructure Sales Tax Project Report

## Large Cap Projects

Data Date: 3/17/2022

Report Date: 3/31/2022

### DESCRIPTION/TEAM

### SCOPE

### PHOTO

**Project Title:** Sections of Jog Road  
 Project Number: 1537  
 BCC District: Multiple  
 Delivery Method: Annual Striping Contract  
 Category: S16-Striping  
 Status: Construction  
 Designer: N/A  
 Contractor: Oglesby  
 Project Manager: Larry Kelly

This project consists of restriping sections of Jog Road.  
 FY 2017 \$350,000  
 FY 2021 \$150,000  
 FY 2022 \$100,000  
 FY 2023 \$100,000  
 FY 2024 \$200,000  
 FY 2026 \$200,000



### SCHEDULE SUMMARY

### PARTICIPATION

### FUNDING

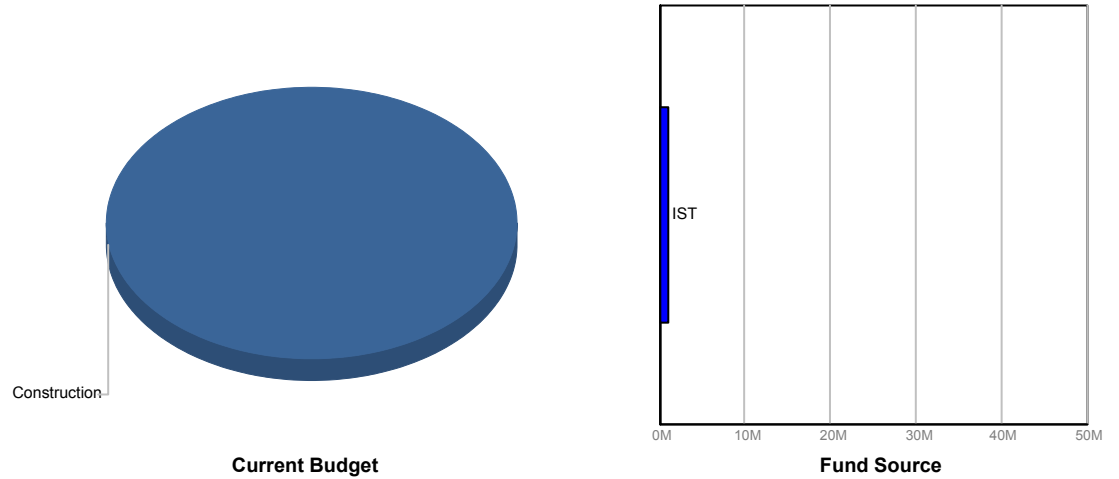
	Original	Actual
Summit to Gun Club Complete	9/20/2017	9/20/2017
PGA to Hood Complete	10/31/2017	10/31/2017
10th Avenue N. to Summit Complete	1/22/2018	1/22/2018
Wallis to Roebuck Complete	3/7/2018	3/7/2018
Gateway to S. of Hypoluxo Complete	12/17/2018	10/18/2018
Glades to NW 55th St.	3/19/2019	3/19/2019
Hood to Donald Ross	12/2/2020	12/12/2020
N. Oriole to Lake Ida	4/3/2021	3/9/2021

#### Consultant

SBE N/A  
 Local N/A  
 WBE N/A  
 MBE N/A

#### Contractor

SBE 61%  
 Local 61%  
 WBE 0%  
 MBE 0%



### FINANCIAL SUMMARY

### NOTES

	Project Budget	Committed	% Committed	Paid To Date
	A	B	C=B/A	D
Design	\$0	\$0	0.00%	\$0
Construction	\$1,100,000	\$367,599	33.42%	\$367,599
Contingency	\$0	\$0	0.00%	\$0
<b>TOTAL</b>	<b>\$1,100,000</b>	<b>\$367,599</b>	<b>33.42%</b>	<b>\$367,599</b>

Jog Road is a North-South major County thoroughfare. This project consists of re-striping sections of Jog Road. Restriping continues on an as needed basis.

# Monthly Infrastructure Sales Tax Project Report

## Large Cap Projects

Data Date: 3/17/2022

Report Date: 3/31/2022

### DESCRIPTION/TEAM

### SCOPE

### PHOTO

**Project Title:** CR 880

Resurfacing approximately 2 miles (4 lane miles) of a portion of County Road 880 from Main Street to S.R. 80 each year.



Project Number: 1539  
 BCC District: 06  
 Delivery Method: Annual Construction Contract  
 Category: R04-Resurfacing  
 Status: Construction  
 Designer: N/A  
 Contractor: Community  
 Project Manager: Mark Kroeger

### SCHEDULE SUMMARY

	Original	Actual
FY 2017 Construction Complete	12/22/2017	12/22/2017
FY 2018 Construction Complete	12/7/2018	11/30/2018
FY 2019 Construction Complete	12/31/2019	11/1/2019
FY 2020 Construction Complete	12/18/2020	12/3/2020
FY 2021 Construction Complete	12/17/2021	10/5/2021
FY 2022 Construction Complete	12/16/2022	

### PARTICIPATION

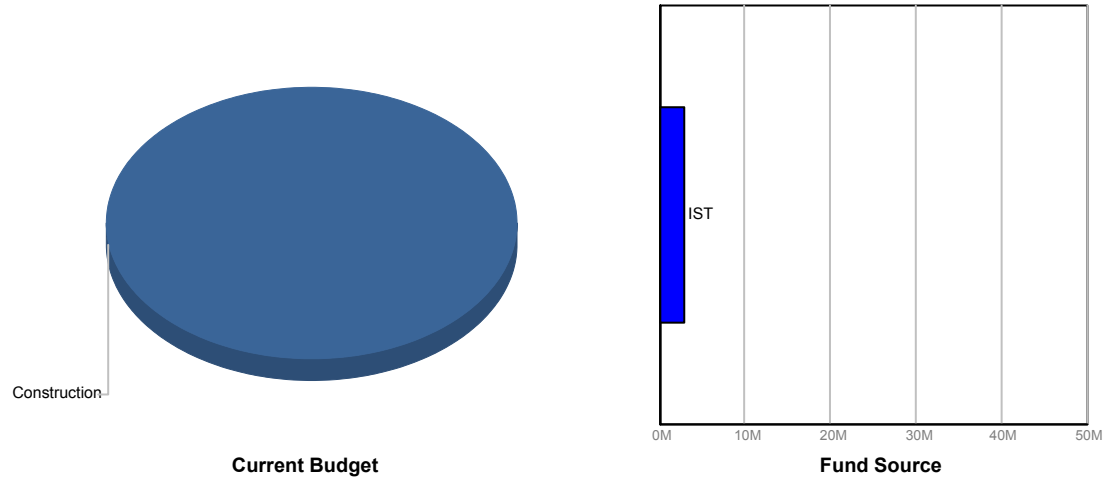
#### Consultant

SBE N/A  
 Local N/A  
 WBE N/A  
 MBE N/A

#### Contractor

SBE 8.7%  
 Local 95.8%  
 WBE 0%  
 MBE 0%

### FUNDING



### FINANCIAL SUMMARY

	Project Budget	Committed	% Committed	Paid To Date
	A	B	C=B/A	D
Design	\$0	\$2,278	0.00%	\$2,278
Construction	\$3,000,000	\$1,165,699	38.86%	\$1,165,700
Contingency	\$0	\$0	0.00%	\$0
<b>TOTAL</b>	<b>\$3,000,000</b>	<b>\$1,167,977</b>	<b>38.93%</b>	<b>\$1,167,978</b>

### NOTES

County Road 880 is approximately 19 miles in length. This project entails resurfacing a portion of County Road 880 each year. Construction complete for FY2017 thru 2021.

# Monthly Infrastructure Sales Tax Project Report

## Large Cap Projects

Data Date: 3/17/2022

Report Date: 3/31/2022

### DESCRIPTION/TEAM

### SCOPE

### PHOTO

**Project Title:** Brown's Farms Road

Resurfacing approximately 2 miles (4 lane miles) of a portion of Brown's Farm Road from CR 880 to South Terminus each year.



Project Number: 1540  
 BCC District: 06  
 Delivery Method: Annual Construction Contract  
 Category: R04-Resurfacing  
 Status: Construction  
 Designer: N/A  
 Contractor: Community  
 Project Manager: Mark Kroeger

### SCHEDULE SUMMARY

	Original	Actual
FY 2017 Construction Complete	12/22/2017	12/22/2017
FY 2018 Construction Complete	12/1/2018	11/30/2018
FY 2019 Construction Complete	12/31/2019	11/1/2019
FY 2020 Construction Complete	12/18/2020	12/2/2020
FY2021 Construction Complete	12/17/2021	10/18/2021
FY 2022 Construction Complete	12/22/2022	

### PARTICIPATION

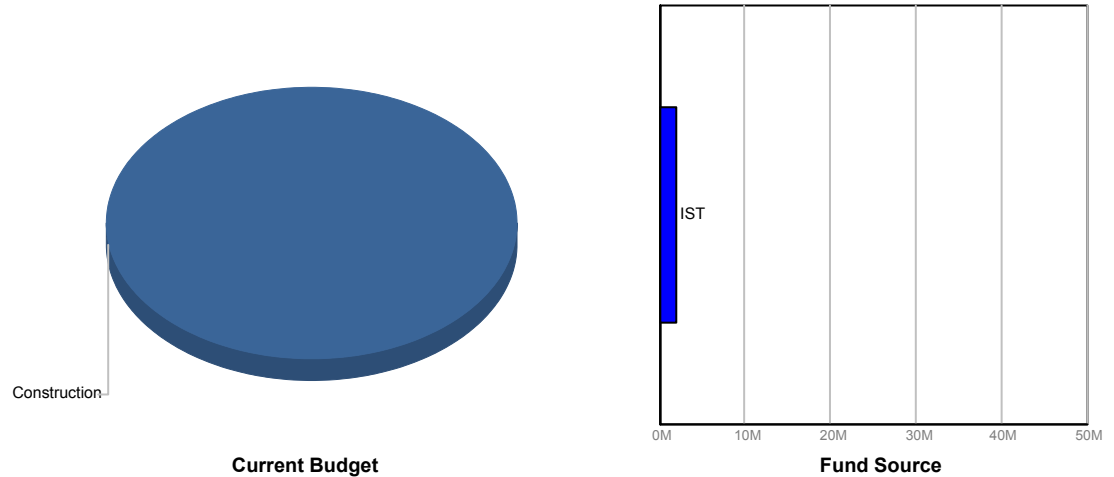
#### Consultant

SBE N/A  
 Local N/A  
 WBE N/A  
 MBE N/A

#### Contractor

SBE 7.4%  
 Local 94.4%  
 WBE 0%  
 MBE 0%

### FUNDING



### FINANCIAL SUMMARY

	Project Budget	Committed	% Committed	Paid To Date
	A	B	C=B/A	D
Design	\$0	\$1,588	0.00%	\$1,588
Construction	\$2,000,000	\$955,645	47.78%	\$955,645
Contingency	\$0	\$0	0.00%	\$0
<b>TOTAL</b>	<b>\$2,000,000</b>	<b>\$957,233</b>	<b>47.86%</b>	<b>\$957,233</b>

### NOTES

Brown's Farm Road is approximately 14 miles in length. This project entails resurfacing a portion of Brown's Farm Road each year. Construction complete for FY2017 thru 2021.



# Monthly Infrastructure Sales Tax Project Report

## Large Cap Projects

Data Date: 3/17/2022

Report Date: 3/31/2022

### DESCRIPTION/TEAM

### SCOPE

### PHOTO

**Project Title:** Prosperity Farms Rd. over SFWMD C-17 Canal (934116)  
**Project Number:** 1555  
**BCC District:** 01  
**Delivery Method:** Design CCNA  
**Category:** B08-Bridge Replacements  
**Status:** Design  
**Designer:** Scalar  
**Contractor:** TBD - (bid)  
**Project Manager:** David Young

This project will replace an existing bridge that was built over 60 years ago. The new bridge will improve traffic safety (lane widths, bike lanes, parapets), improve roadway drainage, and enhance pedestrian sidewalk safety. Note the current bridge is weight restricted.  
 FY 2018 IST \$500,000  
 FY 2021 IST \$1,500,000  
 FY 2022 IST \$6,000,000



### SCHEDULE SUMMARY

	Original	Actual
Design Contract Notice to Proceed	11/19/2019	11/19/2019
Design Completion	8/1/2022	
Construction Bid Date	12/1/2022	
Construction Start	4/1/2023	
Construction Complete	4/1/2025	

### PARTICIPATION

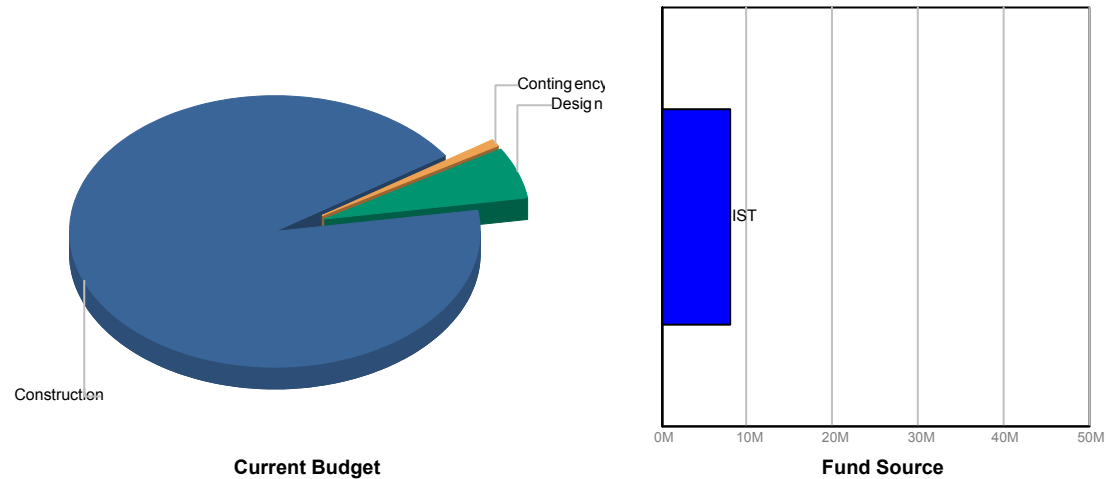
#### Consultant

SBE 98%  
 Local 100%  
 WBE 0%  
 MBE 0%

#### Contractor

SBE TBD  
 Local TBD  
 WBE TBD  
 MBE TBD

### FUNDING



### FINANCIAL SUMMARY

	Project Budget	Committed	% Committed	Paid To Date
	A	B	C=B/A	D
Design	\$500,000	\$485,234	97.05%	\$282,964
Construction	\$7,450,000	\$5,275	0.07%	\$5,275
Contingency	\$50,000	\$8,365	16.73%	\$8,365
<b>TOTAL</b>	<b>\$8,000,000</b>	<b>\$498,875</b>	<b>6.24%</b>	<b>\$296,604</b>

### NOTES

Design is ongoing (80% complete).

# Monthly Infrastructure Sales Tax Project Report

## Large Cap Projects

Data Date: 3/17/2022

Report Date: 3/31/2022

### DESCRIPTION/TEAM

### SCOPE

### PHOTO

**Project Title:** Belvedere Rd over E-3 canal (934205 & 934206)  
**Project Number:** 1556  
**BCC District:** 02  
**Delivery Method:** Design CCNA  
**Category:** B08-Bridge Replacements  
**Status:** Design  
**Designer:** Stantec  
**Contractor:** TBD (bid)  
**Project Manager:** Kathleen Farrell

This project will replace the existing bridges that were built over 40 years ago. The new bridge(s) will improve traffic safety (lane widths, bike lanes, parapets), update the guardrail system, improve roadway drainage, restore the slope protection, and enhance pedestrian sidewalk safety.  
 FY 2018 IST \$450,000  
 FY 2021 IST \$1,350,000  
 FY 2022 IST \$300,000



### SCHEDULE SUMMARY

	Original	Actual
Design Contract Notice to Proceed	10/22/2019	10/22/2019
Design Completion	12/1/2022	
Construction Bid Date	3/1/2023	
Construction Start	8/1/2023	
Construction Complete	3/1/2025	

### PARTICIPATION

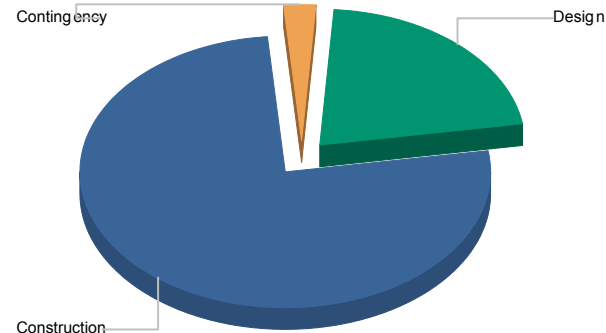
#### Consultant

SBE 30%  
 Local 100%  
 WBE 0%  
 MBE 0%

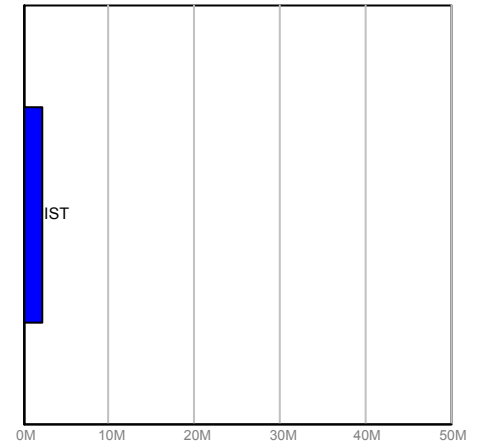
#### Contractor

SBE TBD  
 Local TBD  
 WBE TBD  
 MBE TBD

### FUNDING



Current Budget



Fund Source

### FINANCIAL SUMMARY

	Project Budget	Committed	% Committed	Paid To Date
	A	B	C=B/A	D
Design	\$450,000	\$360,034	80.01%	\$238,964
Construction	\$1,600,000	\$5,239	0.33%	\$5,239
Contingency	\$50,000	\$0	0.00%	\$0
<b>TOTAL</b>	<b>\$2,100,000</b>	<b>\$365,274</b>	<b>17.39%</b>	<b>\$244,203</b>

### NOTES

Design is ongoing (75% complete).

# Monthly Infrastructure Sales Tax Project Report

## Large Cap Projects

Data Date: 3/17/2022

Report Date: 3/31/2022

### DESCRIPTION/TEAM

### SCOPE

### PHOTO

**Project Title:** Various other locations Countywide

Project Number: 1558  
 BCC District: Multiple  
 Delivery Method: Annual Construction Contract  
 Category: D02-Drainage (Pipe Replacements)  
 Status: Construction  
 Designer: N/A  
 Contractor: Hinterland  
 Project Manager: Mark Kroeger

This project will repair and/or replace existing pipe culverts and drainage structures along various roads and canals Countywide. These repairs are needed in order to properly drain and maintain the various roads and canals in a safe operating condition.



### SCHEDULE SUMMARY

### PARTICIPATION

### FUNDING

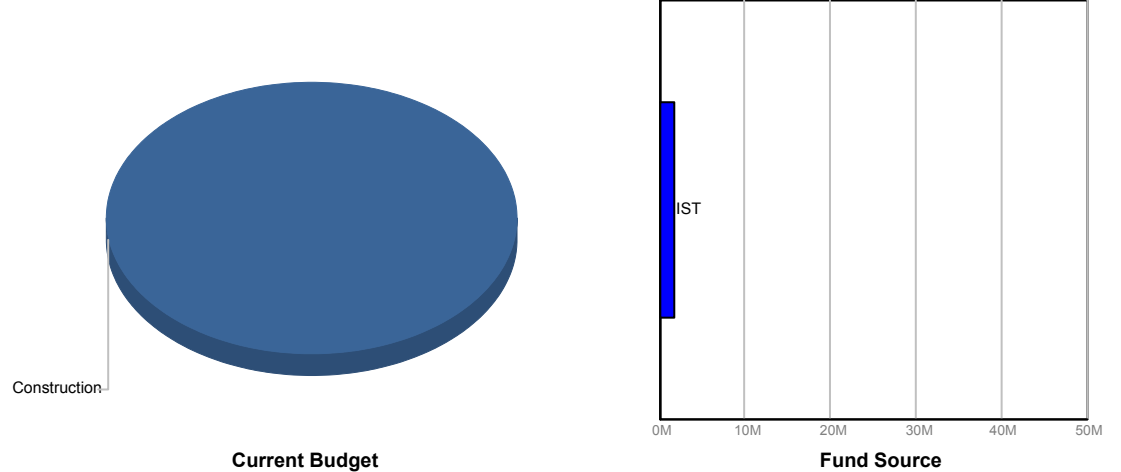
	Original	Actual
Jupiter Farms (133rd Rd. & 156th St.)	8/1/2018	3/12/2018
1069 Edgehill Road	8/15/2018	6/12/2018
Limestone Creek & Palm Garden St.	8/1/2018	7/17/2018
3261 Atlantic Road	8/15/2018	7/1/2018
Van Buren Road @ E-3 Canal	8/1/2018	6/15/2018
19506 Trails End Terrace	8/1/2018	5/11/2018
Jupiter Farms (4 locates)	10/15/2018	8/21/2018
6361 Wood Lake Rd./19650 Red Maple F	10/1/2018	10/1/2018
19598 Trails End Terrace	9/15/2018	8/20/2018
19582 Trails End Terrace	9/1/2018	9/1/2018
6558 Wood Lake Road	9/15/2018	9/14/2018
6126 Wood Lake Road	10/15/2018	12/12/2018
6528 Wood Lake Road	11/1/2018	12/12/2018

#### Consultant

SBE N/A  
 Local N/A  
 WBE N/A  
 MBE N/A

#### Contractor

SBE 100%  
 Local 100%  
 WBE 0%  
 MBE 0%



### FINANCIAL SUMMARY

### NOTES

	Project Budget	Committed	% Committed	Paid To Date
	A	B	C=B/A	D
Construction	\$1,700,000	\$619,605	36.45%	\$619,605
Contingency	\$0	\$0	0.00%	\$0
<b>TOTAL</b>	<b>\$1,700,000</b>	<b>\$619,605</b>	<b>36.45%</b>	<b>\$619,605</b>

This project is funded in:  
 FY 2018 \$500,000, FY 2021 \$500,000, FY 2022 \$200,000  
 FY 2023 \$200,000, FY 2024 \$200,000, FY 2025 \$100,000

The total project is estimated at \$1,700,000.

# Monthly Infrastructure Sales Tax Project Report

## Large Cap Projects

Data Date: 3/17/2022

Report Date: 3/31/2022

### DESCRIPTION/TEAM

### SCOPE

### PHOTO

**Project Title:** Video Detection (80 +/- intersection)

This project will replace the traffic detection at numerous signalized intersections from the existing inductive loop system to video detection. The video detection system is more reliable and easier to maintain.



Project Number: 1580  
 BCC District: Multiple  
 Delivery Method: Annual Traffic Signals Contract  
 Category: S08-Signals and Signal Systems  
 Status: Construction  
 Designer: N/A  
 Contractor: Gerelco  
 Project Manager: Fattoush Jafar

### SCHEDULE SUMMARY

	Original	Actual
Military Tr. & Garden Lake	8/1/2018	11/21/2018
Gateway & Renaissance Commons	9/1/2018	4/3/2019
Australian & Turnage	10/1/2018	1/7/2019
Woolbright & Hagen Ranch	11/1/2018	4/4/2019
Belvedere & Country Club Road	12/1/2018	4/4/2019
Palm Beach Lakes & Wellesley	1/1/2019	4/4/2019

### PARTICIPATION

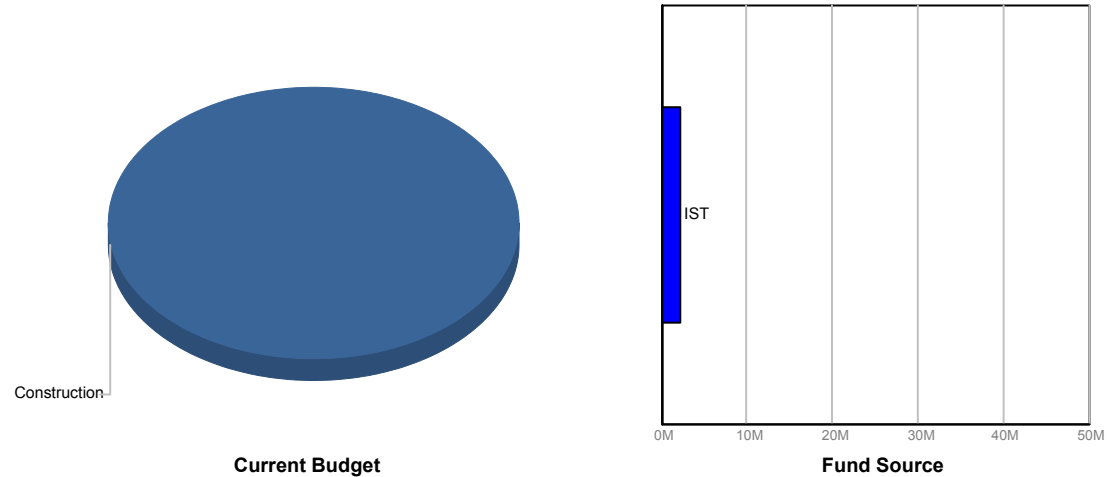
#### Consultant

SBE N/A  
 Local N/A  
 WBE N/A  
 MBE N/A

#### Contractor

SBE 0%  
 Local 23%  
 WBE 0%  
 MBE 0%

### FUNDING



### FINANCIAL SUMMARY

	Project Budget	Committed	% Committed	Paid To Date
	A	B	C=B/A	D
Construction	\$2,200,000	\$199,000	9.05%	\$199,000
Contingency	\$0	\$0	0.00%	\$0
<b>TOTAL</b>	<b>\$2,200,000</b>	<b>\$199,000</b>	<b>9.05%</b>	<b>\$199,000</b>

### NOTES

Work has been completed at six intersections. This project is funded in:  
 FY 2018 \$200,000  
 FY 2023 \$300,000  
 FY 2024 \$800,000  
 FY 2026 \$900,000  
 The total project is estimated at \$2,200,000.

# Monthly Infrastructure Sales Tax Project Report

## Large Cap Projects

Data Date: 3/17/2022

Report Date: 3/31/2022

### DESCRIPTION/TEAM

### SCOPE

### PHOTO

**Project Title:** FY 2018 Street Lighting LED Replacements - Countywide  
**Project Number:** 1581  
**BCC District:** CW  
**Delivery Method:** Florida Power and Light  
**Category:** S14-Street Lighting  
**Status:** Construction  
**Designer:** Florida Power and Light  
**Contractor:** Florida Power and Light  
**Project Manager:** May Cheng

These projects will replace the high pressure sodium street lights with LED lights. Many of the street lights along County roads are owned and maintained by Florida Power and Light (FPL) with the County paying all the operation and maintenance costs (including power). FPL will be responsible for the final design and installation to convert the street lighting to the newer LED technology, and the County will reimburse FPL all applicable conversion costs. The result will provide a cost savings, better quality illumination, and a more desirable environmental light source.



### SCHEDULE SUMMARY

### PARTICIPATION

### FUNDING

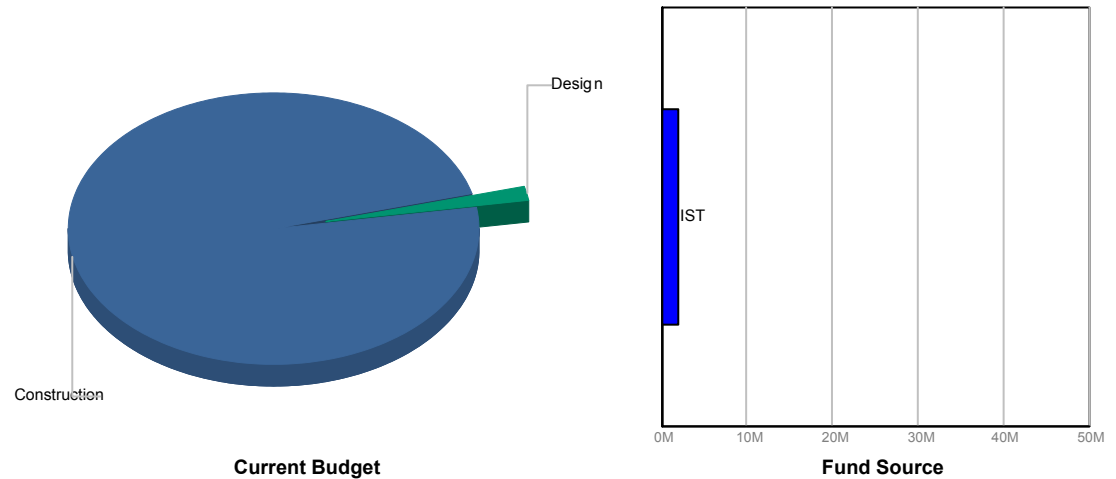
	Original	Actual
Gun Club Road/Bosque to Congress	8/16/2019	8/16/2019
Congress/Okeechobee to Belvedere	8/16/2019	8/16/2019
10th Avenue North/Haverhill to Kirk	12/11/2019	12/11/2019
Community/Haverhill to Military	8/16/2019	8/16/2019
Haverhill Road/WPB City to Haverhill City		
Glades Road/State Road 7 to Boca Rio		
Boynton Beach Boulevard/Turnpike to Kn		
Jog Road/Belvedere to State Road 80		
Forest Hill/Turnpike to Pinehurst & Jog to		
Haverhill/State Road 80 to Lake Worth		
Congress/Lantana to Hypoluxo & Gun Cl		
Gateway/Military to Windward		
Belvedere Road/RPB City to Haverhill Cit		

#### Consultant

SBE N/A  
 Local N/A  
 WBE N/A  
 MBE N/A

#### Contractor

SBE N/A  
 Local N/A  
 WBE N/A  
 MBE N/A



### FINANCIAL SUMMARY

### NOTES

	Project Budget	Committed	% Committed	Paid To Date
	A	B	C=B/A	D
Design	\$30,000	\$26,037	86.79%	\$26,037
Construction	\$1,920,000	\$1,270,988	66.20%	\$546,699
Contingency	\$0	\$0	0.00%	\$0
<b>TOTAL</b>	<b>\$1,950,000</b>	<b>\$1,297,025</b>	<b>66.51%</b>	<b>\$572,736</b>

There are 16 street lighting projects (road segments) funded (\$1,950,000) for conversion in FY 2018. All 16 projects have been forwarded to FPL requesting final design and installation. As of 12/1/20, five projects have been completed, and the street lighting along a portion of the Hypoluxo Road project has also been converted.



# Monthly Infrastructure Sales Tax Project Report

## Large Cap Projects

Data Date: 3/17/2022

Report Date: 3/31/2022


### DESCRIPTION/TEAM

### SCOPE

### PHOTO

**Project Title:** CR 880 (Old SR 80) Over C-51 Canal (930940)  
**Project Number:** 1612  
**BCC District:** 06  
**Delivery Method:** Design CCNA  
**Category:** B08-Bridge Replacements  
**Status:** Design  
**Designer:** Alan Gerwig & Assoc.  
**Contractor:** TBD (Bid)  
**Project Manager:** Kathleen Farrell

This project will replace an existing bridge that was built over 80 years ago. The new bridge will improve traffic safety (lane widths and vehicle barrier walls). The current bridge is weight restricted.



### SCHEDULE SUMMARY

	Original	Actual
Design Contract Notice to Proceed	11/9/2018	11/9/2018
Design Completion	12/25/2022	
Construction Bid Date	4/1/2023	
Construction Start	9/1/2023	
Construction Complete	3/1/2025	

### PARTICIPATION

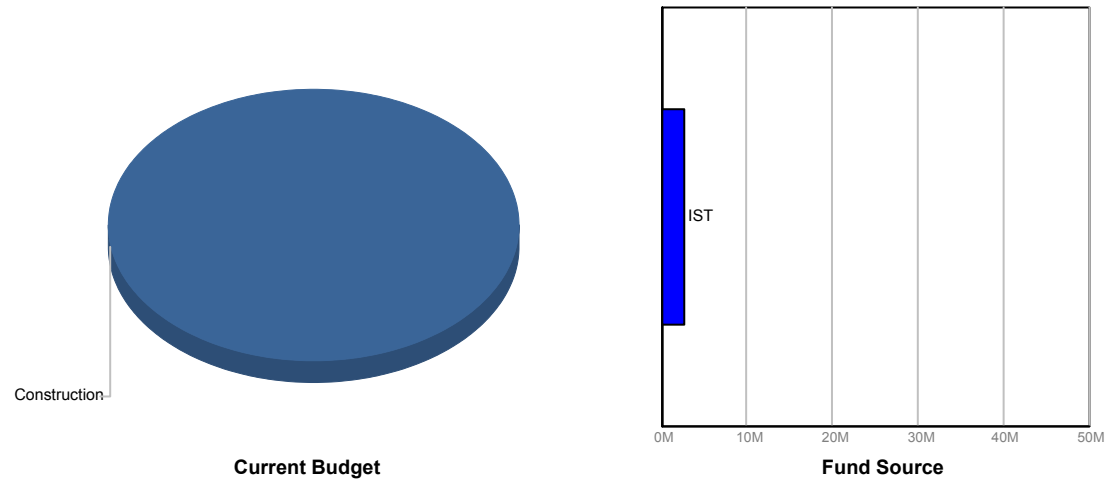
#### Consultant

SBE 94.3%  
 Local 100%  
 WBE 0%  
 MBE 0%

#### Contractor

SBE TBD  
 Local TBD  
 WBE TBD  
 MBE TBD

### FUNDING



### FINANCIAL SUMMARY

	Project Budget	Committed	% Committed	Paid To Date
	A	B	C=B/A	D
Construction	\$2,700,000	\$0	0.00%	\$0
<b>TOTAL</b>	<b>\$2,700,000</b>	<b>\$0</b>	<b>0.00%</b>	<b>\$0</b>

### NOTES

This project is funded with 5-Year Road Program (RP) funding and IST funding. Design (using 5-Year RP funds) is ongoing (65% complete). The construction of the project is currently estimated at \$3.5m. The IST partially funds the construction of the project at \$2.7m in FY 2019. The project is currently scheduled to begin construction in FY23.

# Monthly Infrastructure Sales Tax Project Report

## Large Cap Projects

Data Date: 3/17/2022

Report Date: 3/31/2022

### DESCRIPTION/TEAM

### SCOPE

### PHOTO

**Project Title:** Courthouse Electronics System R&R/Command Center  
**Project Number:** 16208  
**BCC District:** 07  
**Delivery Method:** Construction Management  
**Category:** J02-Judicial  
**Status:** Construction  
**Designer:** TLC Engineering  
**Contractor:** Hedrick Brothers Construction Co., Inc.  
**Project Manager:** Rich Avery

Security Systems replacement at the Main County Courthouse including the Security Management System, Access Control System, CCTV system, Duress System, Intercom, Elevator Override, and Fire Alarm. The Project will also include addressing the emergency egress procedures for the facility, as well as build-out for the expansion of the 4th floor Command Center.

Total IST, and Ad Valorem funding for this project is \$16,514,475; Total IST funds are \$12,999,700, which are comprised of FY17 IST funds of \$1,300,000 and FY18 IST funds of \$8,699,700 and FY 19 IST funds of \$3,000,000. Ad Valorem funds are \$3,449,845



### SCHEDULE SUMMARY

	Original	Actual
Project Start	2/19/2016	2/19/2016
Design Start	2/15/2017	2/15/2017
Construction - Start	11/26/2018	1/7/2019
Substantial Completion	2/1/2021	
Project Completion	4/1/2021	

### PARTICIPATION

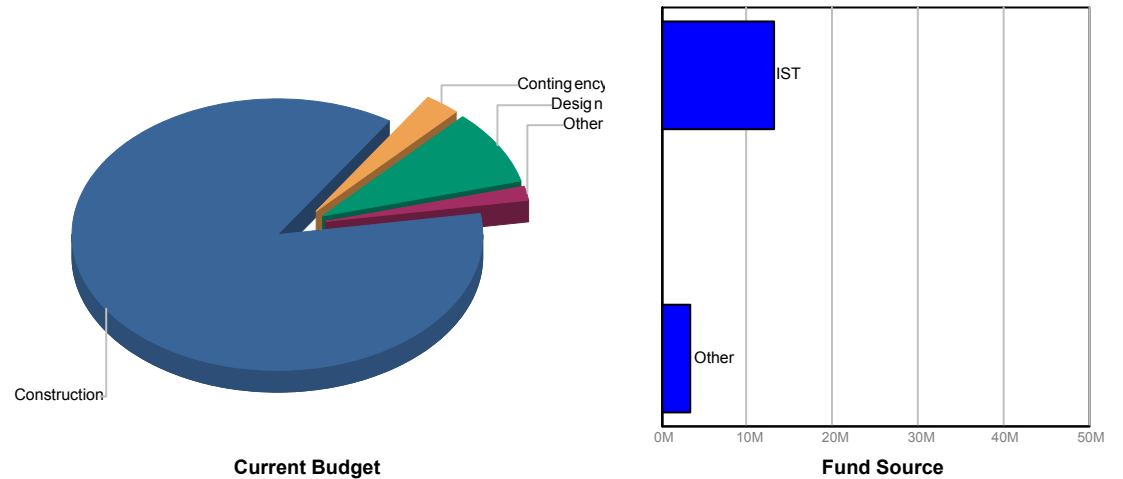
**Consultant**

- SBE 13.4%
- Local 100%
- WBE N/A
- MBE N/A

**Contractor**

- SBE 25%
- Local 100%
- WBE N/A
- MBE N/A

### FUNDING



### FINANCIAL SUMMARY

	Project Budget	Committed	% Committed	Paid To Date
	A	B	C=B/A	D
Design	\$1,456,336	\$1,342,276	92.17%	\$949,157
Construction	\$14,307,700	\$14,265,024	99.70%	\$12,779,452
Furniture, Fixtures & Equipment	\$0	\$0	0.00%	\$0
Other	\$285,139	\$116,320	40.79%	\$116,320
Contingency	\$465,300	\$0	0.00%	\$0
<b>TOTAL</b>	<b>\$16,514,475</b>	<b>\$15,723,621</b>	<b>95.21%</b>	<b>\$13,844,930</b>

### NOTES

Continue processing change order documents as the submitted documentation contained errors.

# Monthly Infrastructure Sales Tax Project Report

## Large Cap Projects

Data Date: 3/17/2022

Report Date: 3/31/2022

### DESCRIPTION/TEAM

### SCOPE

### PHOTO

**Project Title:** 6th Ave. So. over Lake Osborne (LWDD E-4 Canal)(S Br/ East bound) (934307)  
**Project Number:** 1634  
**BCC District:** 03  
**Delivery Method:** Design CCNA  
**Category:** B08-Bridge Replacements  
**Status:** Construction  
**Designer:** Stantec  
**Contractor:** Ranger  
**Project Manager:** David Young

This project will replace an existing bridge that was built over 50 years ago. The new bridge will improve traffic safety (lane widths, bike lanes and barrier walls), improve roadway drainage, and enhance pedestrian sidewalk safety. The new bridge will also provide greater vertical clearance.



### SCHEDULE SUMMARY

	Original	Actual
Design Contract Notice to Proceed	7/17/2018	7/17/2018
Design Completion	12/1/2020	2/14/2021
Construction Bid Date	3/1/2021	5/4/2021
Construction Start	12/1/2021	2/14/2022
Construction Complete	9/1/2023	

### PARTICIPATION

#### Consultant

SBE 25%

Local 100%

WBE 0%

MBE 0%

#### Contractor

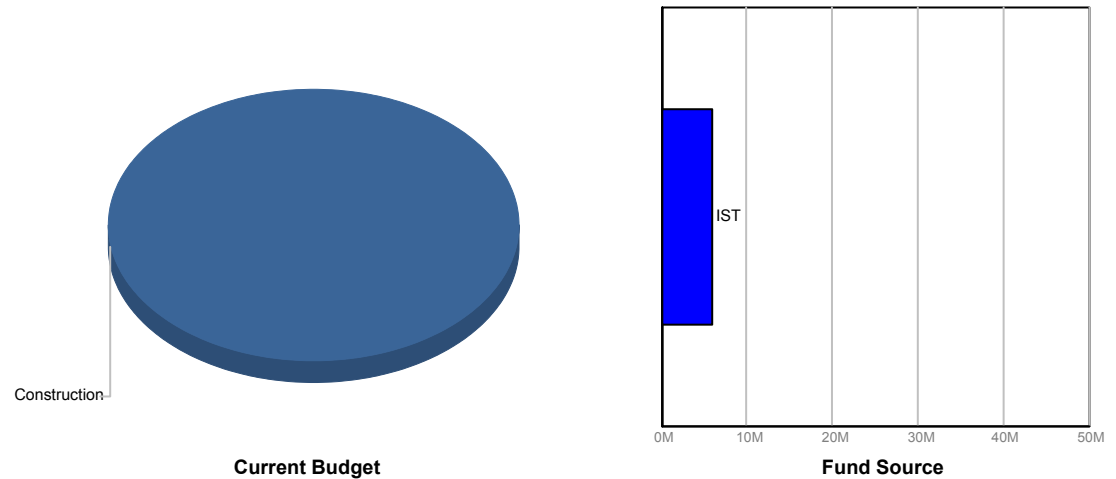
SBE TBD

Local TBD

WBE 0%

MBE 0%

### FUNDING



### FINANCIAL SUMMARY

	Project Budget	Committed	% Committed	Paid To Date
	A	B	C=B/A	D
Construction	\$6,000,000	\$0	0.00%	\$0
<b>TOTAL</b>	<b>\$6,000,000</b>	<b>\$0</b>	<b>0.00%</b>	<b>\$0</b>

### NOTES

This project is funded with 5-Year Road Program (RP) funding and IST funding. Design (using RP funds) is complete. The project was bid on 5/4/21 - with apparent low bid of \$11.1m The IST partially funds the construction of the project at \$6m in FY 2020. Construction is ongoing (0% complete).

# Monthly Infrastructure Sales Tax Project Report

## Large Cap Projects

Data Date: 3/17/2022

Report Date: 3/31/2022

### DESCRIPTION/TEAM

### SCOPE

### PHOTO

**Project Title:** Jupiter Beach Rd. over Branch of ICWW

This project will replace an existing bridge that was built over 60 years ago. The project will improve traffic safety (lane widths, bike lanes, sidewalks, etc.) and improve drainage and embankment/slope protection.



Project Number: 1657  
 BCC District: 01  
 Delivery Method: Design CCNA  
 Category: B08-Bridge Replacements  
 Status: Design  
 Designer: TBD  
 Contractor: TBD  
 Project Manager: Maroun Azzi

### SCHEDULE SUMMARY

	Original	Actual
Project Start	4/1/2022	4/13/2022
Consultant Procurement Finish	12/1/2022	
Design Start	4/1/2023	
Design Complete	10/1/2025	
Construction Start	4/1/2026	
Construction Complete	10/1/2027	

### PARTICIPATION

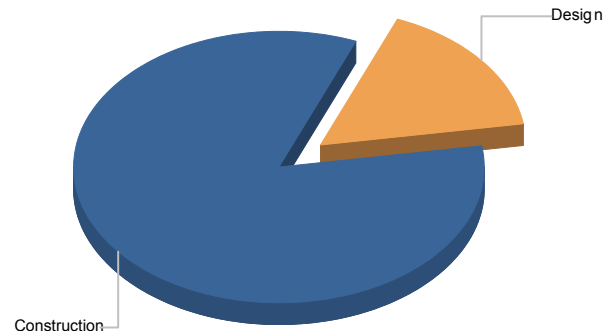
#### Consultant

SBE TBD  
 Local TBD  
 WBE TBD  
 MBE TBD

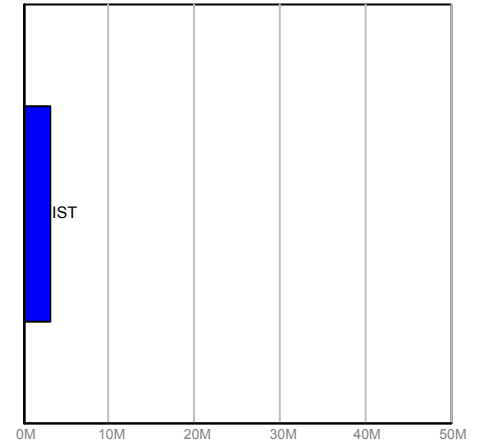
#### Contractor

SBE TBD  
 Local TBD  
 WBE TBD  
 MBE TBD

### FUNDING



Current Budget



Fund Source

### FINANCIAL SUMMARY

	Project Budget	Committed	% Committed	Paid To Date
	A	B	C=B/A	D
Design	\$500,000	\$21,616	4.32%	\$6,547
Construction	\$2,529,000	\$0	0.00%	\$0
<b>TOTAL</b>	<b>\$3,029,000</b>	<b>\$21,616</b>	<b>0.71%</b>	<b>\$6,547</b>

### NOTES

The project is in the Consultant Selection process. Scope and fee negotiation will follow culminating in a design contract. The project is funded for design (\$500k) in FY22 and for construction (\$2.5m) in FY25.

# Monthly Infrastructure Sales Tax Project Report

## Large Cap Projects

Data Date: 3/17/2022

Report Date: 3/31/2022

### DESCRIPTION/TEAM

### SCOPE

### PHOTO

**Project Title:** Australian Ave. from Banyan St. to 45th St.  
**Project Number:** 1658  
**BCC District:** BIAF  
**Delivery Method:** Design CCNA  
**Category:** D04-Drainage Improvements  
**Status:** Design  
**Designer:** HSQ  
**Contractor:** TBD (Bid)  
**Project Manager:** Maroun Azzi

The project will include drainage improvements (pipd drainage system) and a new paving surface for a wider 4-lane divided section with new pathways on both sides along Australian Avenue from Banyan Blvd. to 45th Street. The work scope may also include replacing the twin bridges over Clear Lake (possible culverts) and replacing the twin bridges over the Carver Canal.



### SCHEDULE SUMMARY

	Original	Actual
Design Start	3/1/2022	4/12/2022
Design Complete	6/1/2024	
Construction Bid Date	9/1/2024	
Construction Start	12/28/2024	
Construction Complete	12/28/2026	

### PARTICIPATION

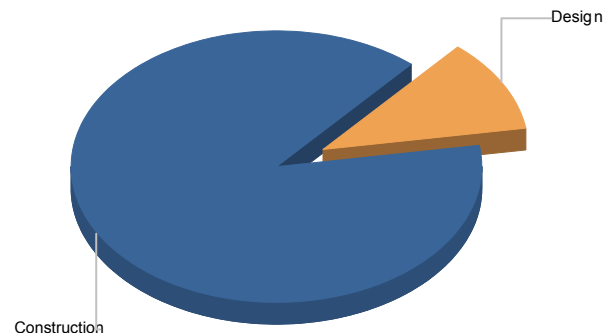
#### Consultant

SBE 90.4%  
 Local 100%  
 WBE 0.4%  
 MBE 5.6%

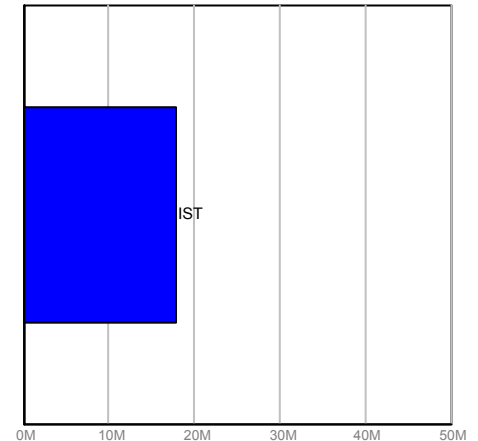
#### Contractor

SBE TBD  
 Local TBD  
 WBE TBD  
 MBE TBD

### FUNDING



Current Budget



Fund Source

### FINANCIAL SUMMARY

	Project Budget	Committed	% Committed	Paid To Date
	A	B	C=B/A	D
Design	\$2,000,000	\$13,248	0.66%	\$13,248
Construction	\$15,800,000	\$9,931	0.06%	\$9,931
<b>TOTAL</b>	<b>\$17,800,000</b>	<b>\$23,179</b>	<b>0.13%</b>	<b>\$23,179</b>

### NOTES

Design is ongoing (0% complete). The project is funded for design (\$2m) in FY21 and for construction (\$15.8m) in FY24 and FY25. The total cost of the project is estimated at over \$30m. It is anticipated that a Florida Department of Environmental Protection (FDEP) Resiliency grant of \$13.4m will be received for the project.



# Monthly Infrastructure Sales Tax Project Report

## Large Cap Projects

Data Date: 3/17/2022

Report Date: 3/31/2022

### DESCRIPTION/TEAM

### SCOPE

### PHOTO

**Project Title:** Belvedere Rd canal piping & sidewalk addition (62nd Dr. N. to Haverhill park)  
**Project Number:** 1661  
**BCC District:** 02  
**Delivery Method:** Design CCNA  
**Category:** P04-Pathways  
**Status:** Design  
**Designer:** Keshavarz  
**Contractor:** TBD (Bid)  
**Project Manager:** Kathleen Farrell

This project will add a new sidewalk (SW) on the south side of Belvedere Road from 62nd Dr. N. to the Haverhill park (just east of the E-3 Canal) - connecting to the existing south SW at the park's frontage. The SW may require the piping of Lake Worth Drainage District's (LWDD) L-3 Canal.  
 FY 2021 IST \$500,000  
 FY 2024 IST \$3,100,000



### SCHEDULE SUMMARY

	Original	Actual
Study Complete	12/1/2022	
Design Complete		
Construction Bid Date		
Construction Start		
Construction Complete		

### PARTICIPATION

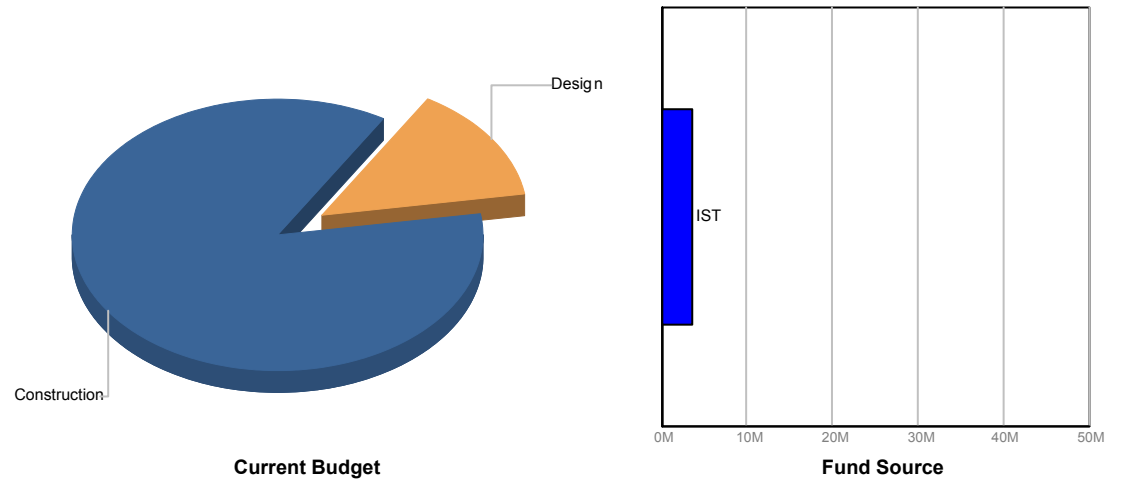
#### Consultant

SBE 50%  
 Local 100%  
 WBE 0%  
 MBE 0%

#### Contractor

SBE TBD  
 Local TBD  
 WBE TBD  
 MBE TBD

### FUNDING



### FINANCIAL SUMMARY

	Project Budget	Committed	% Committed	Paid To Date
	A	B	C=B/A	D
Design	\$500,000	\$837	0.17%	\$837
Construction	\$3,100,000	\$0	0.00%	\$0
<b>TOTAL</b>	<b>\$3,600,000</b>	<b>\$837</b>	<b>0.02%</b>	<b>\$837</b>

### NOTES

The project is in the study phase to determine a more precise work scope. The project is funded for design (\$500k) in FY21 and for construction (\$3.1M) in FY24.

# Monthly Infrastructure Sales Tax Project Report

## Large Cap Projects

Data Date: 3/17/2022

Report Date: 3/31/2022

### DESCRIPTION/TEAM

### SCOPE

### PHOTO

**Project Title:** Seacrest Blvd from Gulfstream Blvd. to Hypoluxo Rd.  
**Project Number:** 1662  
**BCC District:** 07  
**Delivery Method:** Annual Construction Contract  
**Category:** R04-Resurfacing  
**Status:** Construction  
**Designer:** N/A  
**Contractor:** Ranger  
**Project Manager:** Thomas Coppini

Resurfacing 5.8 miles (25.3 lane miles) of Seacrest Boulevard from Gulfstream Boulevard to Hypoluxo Road.  
 FY 2021 IST \$2,400,000  
 FY 2022 IST \$300,000



### SCHEDULE SUMMARY

	Original	Actual
Drainage Repairs	11/1/2021	2/8/2022
Milling and Pavement Complete	2/1/2022	12/22/2021
ADA (Curb/Cut Ramps) Complete	4/1/2022	
Traffic Striping Complete	5/1/2022	2/15/2022
Traffic Loops Complete	7/1/2022	

### PARTICIPATION

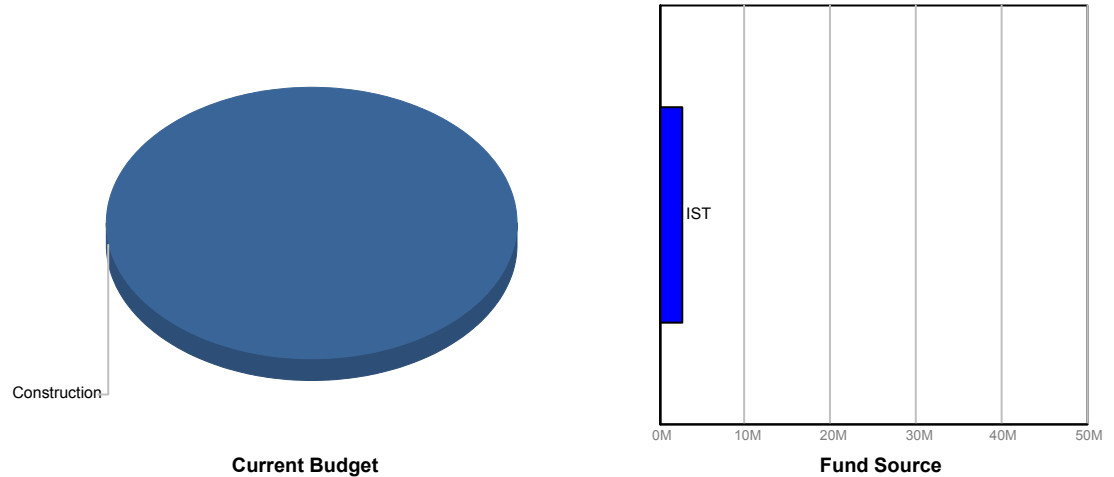
#### Consultant

SBE N/A  
 Local N/A  
 WBE N/A  
 MBE N/A

#### Contractor

SBE 15%  
 Local 100%  
 WBE 0%  
 MBE 0%

### FUNDING



### FINANCIAL SUMMARY

	Project Budget	Committed	% Committed	Paid To Date
	A	B	C=B/A	D
Construction	\$2,700,000	\$2,104,398	77.94%	\$1,936,498
<b>TOTAL</b>	<b>\$2,700,000</b>	<b>\$2,104,398</b>	<b>77.94%</b>	<b>\$1,936,498</b>

### NOTES

Outstanding work includes updating ADA ramps, and replacing traffic loops.

# Monthly Infrastructure Sales Tax Project Report

## Large Cap Projects

Data Date: 3/17/2022

Report Date: 3/31/2022

### DESCRIPTION/TEAM

### SCOPE

### PHOTO

**Project Title:** Hypoluxo Rd. from Military Trail to U.S. 1

Resurfacing 3.7 miles (21.2 lane miles) of Hypoluxo Road from Military Trail to US 1.  
 FY 2021 IST \$1,400,000  
 FY 2022 IST \$740,000



Project Number: 1663  
 BCC District: Multiple  
 Delivery Method: Annual Construction Contract  
 Category: R04-Resurfacing  
 Status: Construction  
 Designer: N/A  
 Contractor: Ranger  
 Project Manager: Thomas Coppini

### SCHEDULE SUMMARY

	Original	Actual
Milling and Pavement Complete	2/1/2021	5/11/2021
ADA (Curb/Cut Ramps) Complete	4/1/2021	
Traffic Striping Complete	5/1/2021	8/11/2021
Traffic Loops Complete	7/1/2021	

### PARTICIPATION

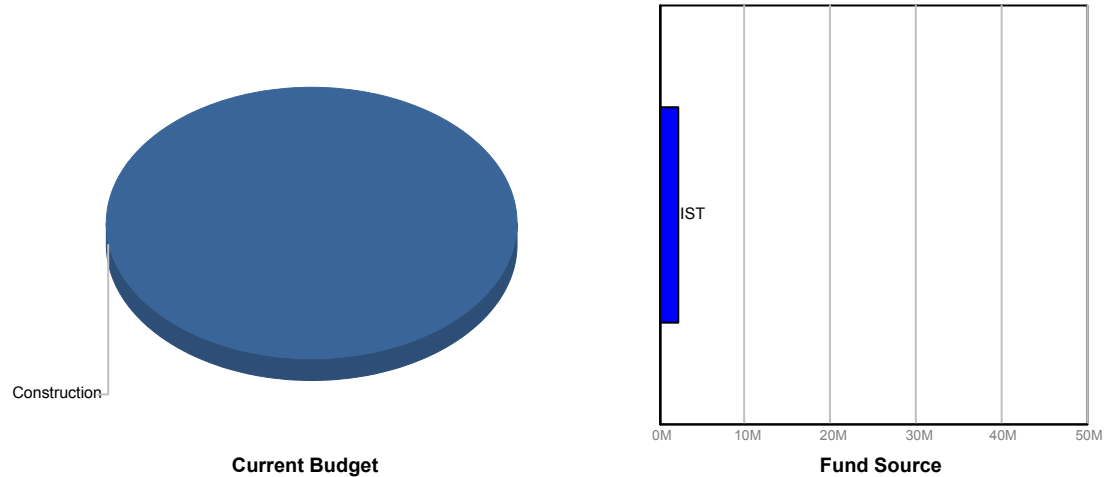
#### Consultant

SBE N/A  
 Local N/A  
 WBE N/A  
 MBE N/A

#### Contractor

SBE 5%  
 Local 100%  
 WBE 0%  
 MBE 0%

### FUNDING



### FINANCIAL SUMMARY

	Project Budget	Committed	% Committed	Paid To Date
	A	B	C=B/A	D
Construction	\$2,140,000	\$1,504,965	70.33%	\$1,378,365
<b>TOTAL</b>	<b>\$2,140,000</b>	<b>\$1,504,965</b>	<b>70.33%</b>	<b>\$1,378,365</b>

### NOTES

Outstanding work includes, updating ADA ramps, and replacing traffic loops.

# Monthly Infrastructure Sales Tax Project Report

## Large Cap Projects

Data Date: 3/17/2022

Report Date: 3/31/2022

### DESCRIPTION/TEAM

### SCOPE

### PHOTO

**Project Title:** Belvedere Rd. Canal Piping

Project Number: 1690  
 BCC District: 02  
 Delivery Method: Design CCNA  
 Category: B02-Belvedere Rd. Canal Piping  
 Status: Design  
 Designer: Keith  
 Contractor: TBD (Bid)  
 Project Manager: Maroun Azzi

This project will pipe a portion of a drainage ditch that runs along Belvedere Road and Troy Boulevard - adjacent to Palm Beach International Airport. The embankment area for the ditch is small and difficult to maintain. The undermining of this area continues and compromises the integrity of the sidewalk and road. Piping of the ditch is necessary to properly protect the road and sidewalk.  
 FY2022 IST \$300,000  
 FY2024 IST \$1,100,000



### SCHEDULE SUMMARY

### PARTICIPATION

### FUNDING

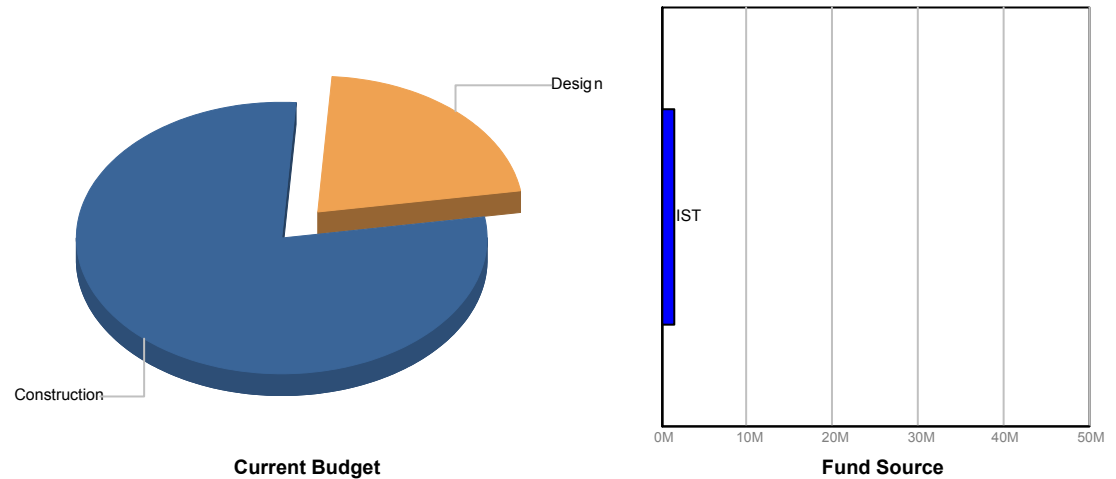
	Original	Actual
Study Complete	12/1/2022	
Design Complete		
Construction Bid Date		
Construction Start		
Construction Complete		

**Consultant**

SBE	50%
Local	100%
WBE	0%
MBE	0%

**Contractor**

SBE	TBD
Local	TBD
WBE	TBD
MBE	TBD



### FINANCIAL SUMMARY

### NOTES

	Project Budget	Committed	% Committed	Paid To Date
	A	B	C=B/A	D
Design	\$300,000	\$0	0.00%	\$0
Construction	\$1,100,000	\$0	0.00%	\$0
<b>TOTAL</b>	<b>\$1,400,000</b>	<b>\$0</b>	<b>0.00%</b>	<b>\$0</b>

The project is in the study phase to determine a more precise work scope. The project is funded for design (\$300k) in FY22 and for construction (\$1.1m) in FY24.

# Monthly Infrastructure Sales Tax Project Report

## Large Cap Projects

Data Date: 3/17/2022

Report Date: 3/31/2022

### DESCRIPTION/TEAM

### SCOPE

### PHOTO

**Project Title:** Summit Blvd. over C-51 Canal (934201)

Project Number: 1693  
 BCC District: 03  
 Delivery Method: Design CCNA  
 Category: B08-Bridge Replacements  
 Status: Design  
 Designer: TBD  
 Contractor: TBD  
 Project Manager: Maroun Azzi

This project will replace an existing bridge that was built over 50 years ago. The project will improve traffic safety (lane widths, bike lanes, sidewalks, etc.) and improve drainage and embankment/slope protection. The project will also add a left turn lane servicing the adjacent school on the NE quadrant.



### SCHEDULE SUMMARY

	Original	Actual
Project Start	3/1/2022	
Consultant Procurement Finish	12/1/2022	
Design Start	4/1/2023	
Design Complete	6/1/2026	
Permit Application	1/1/2025	
Permit Issued	6/1/2026	
Construction Start	12/1/2026	
Construction Complete	1/1/2029	

### PARTICIPATION

#### Consultant

SBE TBD

Local TBD

WBE TBD

MBE TBD

#### Contractor

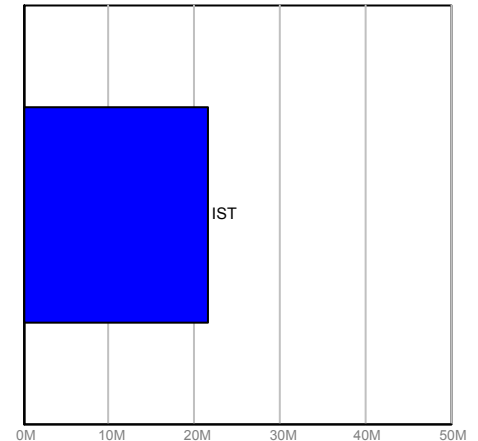
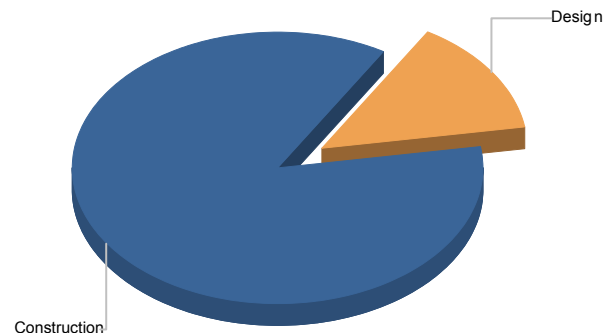
SBE TBD

Local TBD

WBE TBD

MBE TBD

### FUNDING



Current Budget

Fund Source

### FINANCIAL SUMMARY

	Project Budget	Committed	% Committed	Paid To Date
	A	B	C=B/A	D
Design	\$3,000,000	\$2,064	0.07%	\$2,064
Construction	\$18,663,000	\$0	0.00%	\$0
<b>TOTAL</b>	<b>\$21,663,000</b>	<b>\$2,064</b>	<b>0.01%</b>	<b>\$2,064</b>

### NOTES

The project is in the Consultant Selection process. Scope and fee negotiation will follow culminating in a design contract. The project is funded for design (\$3m) in FY22 and for construction (\$18.6m) in FY27.



# Monthly Infrastructure Sales Tax Project Report

## Large Cap Projects

Data Date: 3/17/2022

Report Date: 3/31/2022

### DESCRIPTION/TEAM

### SCOPE

### PHOTO

**Project Title:** Palmetto Park Rd. from Glades Rd. to Crawford Blvd.  
**Project Number:** 1697  
**BCC District:** Multiple  
**Delivery Method:** Annual Construction Contract  
**Category:** R04-Resurfacing  
**Status:** Construction  
**Designer:** N/A  
**Contractor:** Ranger Construction Industries, Inc.  
**Project Manager:** Thomas Coppini

Resurfacing 10 miles (51.8 lane miles) of Palmetto Park Road from Glades Road to Crawford Boulevard (SW 3rd Ave.)

Note: There is a 5 Yr. Road Program project in FY22 to improve Palmetto Park Road from Military Trail to I-95 that will include resurfacing the existing pavement. There is also an ongoing 5 Yr. Road Program project to replace the bridge over the E-4 (El Rio) Canal (with scheduled completion date in late 2022).  
 FY 2022 IST \$4,800,000



### SCHEDULE SUMMARY

### PARTICIPATION

### FUNDING

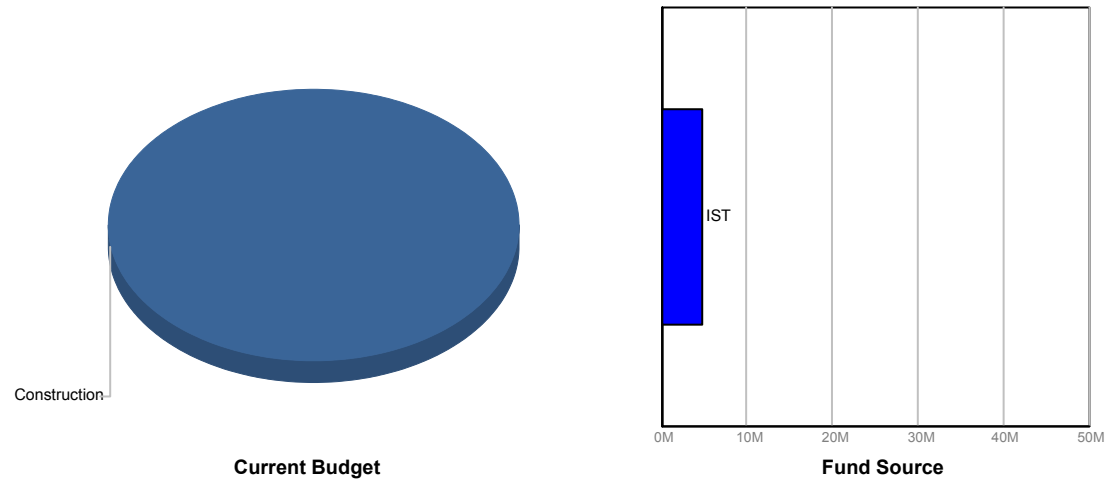
	Original	Actual
Milling and Pavement Complete	5/1/2022	
ADA (Curb/Cut Ramps) Complete	8/1/2022	
Traffic Striping Complete	8/1/2022	
Traffic Loops Complete	10/1/2022	

#### Consultant

SBE N/A  
 Local N/A  
 WBE N/A  
 MBE N/A

#### Contractor

SBE 15%  
 Local 100%  
 WBE 0%  
 MBE 0%



### FINANCIAL SUMMARY

### NOTES

	Project Budget	Committed	% Committed	Paid To Date
	A	B	C=B/A	D
Construction	\$4,800,000	\$4,758,200	99.13%	\$0
<b>TOTAL</b>	<b>\$4,800,000</b>	<b>\$4,758,200</b>	<b>99.13%</b>	<b>\$0</b>

Outstanding work includes milling and paving, updating ADA ramps, restriping the road, and replacing traffic loops.

# Monthly Infrastructure Sales Tax Project Report

## Large Cap Projects

Data Date: 3/17/2022

Report Date: 3/31/2022

### DESCRIPTION/TEAM

### SCOPE

### PHOTO

**Project Title:** Lake Lytal Aquatic Center Replace Public Aquatic Facility  
**Project Number:** 17218  
**BCC District:** 02  
**Delivery Method:** Construction Management at Risk  
**Category:** A02-Aquatic Facility Repair and Replacement  
**Status:** Design  
**Designer:** Harvard Jolly, Inc.  
**Contractor:** Kauffman Lynn  
**Project Manager:** Rosalyn Acosta

The project entails constructing a new multi-phase Aquatic Complex mainly on undeveloped land along Kirk Rd. within Lake Lytal Park. The existing Pool Facility is to be demolished once the new aquatic center is opened to the public. The major components of the new Aquatic Complex will be a 70 Meter competition pool with dive well, a family water play area, 6-lane warm-up pool, flow riders, slides and building amenities such as restrooms, lockers, concession stand.

FY 2017 IST - \$4,000,000  
 FY 2018 IST - \$2,000,000  
 FY 2023 IST - \$6,152,500



### SCHEDULE SUMMARY

	Original	Actual
Project Start	4/19/2018	4/19/2018
Design Start (Master Plan)	7/10/2018	7/10/2018
Design Start (Aquatic Center)	11/20/2018	
Construction Start	7/1/2019	
Substantial Completion	7/1/2020	
Project Completion	9/1/2020	

### PARTICIPATION

#### Consultant

SBE 30%

Local 100%

WBE N/A

MBE N/A

#### Contractor

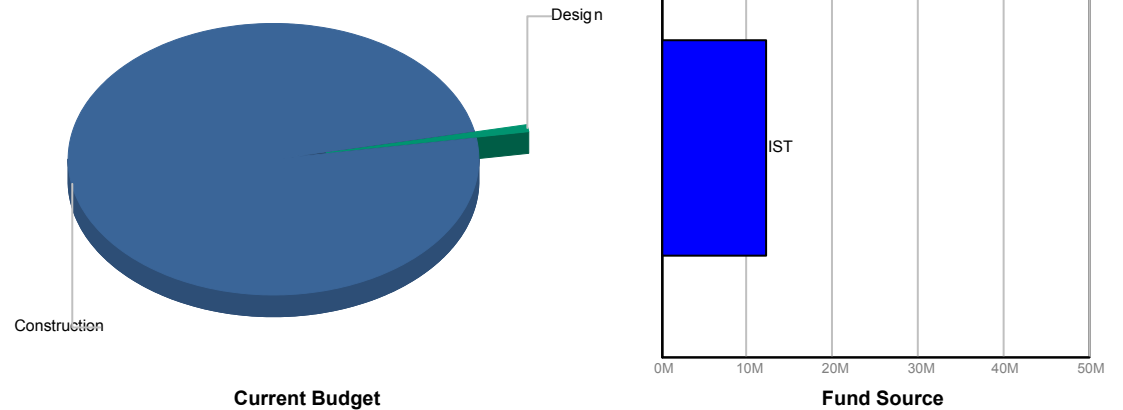
SBE TBD

Local TBD

WBE TBD

MBE TBD

### FUNDING



### FINANCIAL SUMMARY

	Project Budget	Committed	% Committed	Paid To Date
	A	B	C=B/A	D
Design	\$100,000	\$268,981	268.98%	\$61,871
Construction	\$12,052,500	\$86,785	0.72%	\$400
Furniture, Fixtures & Equipment	\$0	\$0	0.00%	\$0
Other	\$0	\$37,316	0.00%	\$37,316
Contingency	\$0	\$0	0.00%	\$0
<b>TOTAL</b>	<b>\$12,152,500</b>	<b>\$393,083</b>	<b>3.23%</b>	<b>\$99,586</b>

### NOTES

Tree survey was completed by Parks, a meeting to review viable trees was carried out with Parks and ERM 3/17/22. Consultants are working on the validation of the available drainage credits from SFWMD.

# Monthly Infrastructure Sales Tax Project Report

## Large Cap Projects

Data Date: 3/17/2022

Report Date: 3/31/2022

### DESCRIPTION/TEAM

### SCOPE

### PHOTO

**Project Title:** Military Trail from Palmetto to Clint Moore  
**Project Number:** 1780  
**BCC District:** 04  
**Delivery Method:** Annual Construction Contract  
**Category:** R04-Resurfacing  
**Status:** Construction  
**Designer:** N/A  
**Contractor:** Ranger  
**Project Manager:** Thomas Coppini

Resurfacing 4.2 miles (25.2 lane miles) of Military Trail from Palmetto Park Road to Clint Moore Road.



### SCHEDULE SUMMARY

	Original	Actual
Milling and Pavement Complete	11/1/2022	
ADA (Curb/Cut Ramps) Complete	4/28/2023	
Traffic Striping Complete	2/1/2023	
Traffic Loops Complete	4/1/2023	

### PARTICIPATION

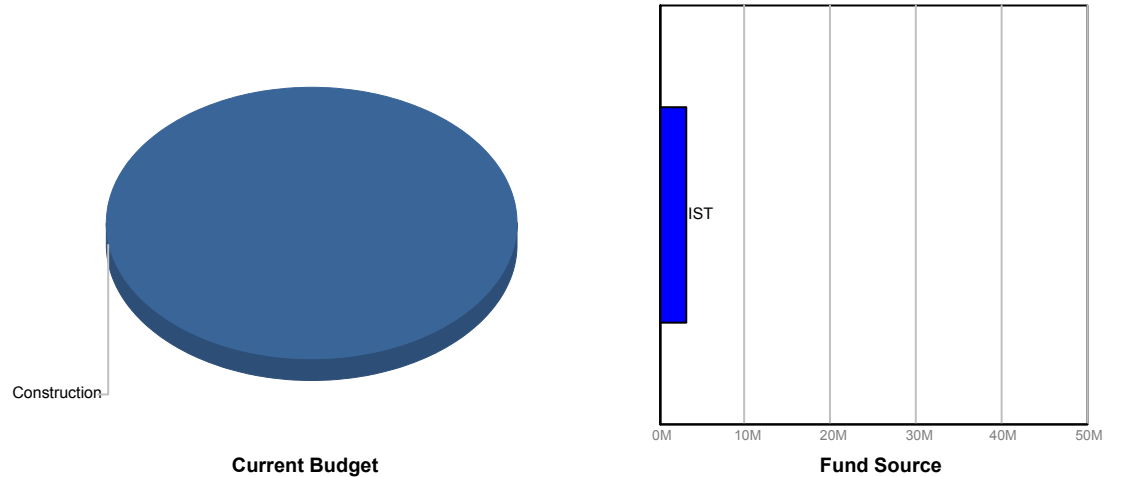
#### Consultant

SBE N/A  
 Local N/A  
 WBE N/A  
 MBE N/A

#### Contractor

SBE 15%  
 Local 100%  
 WBE 0  
 MBE 0

### FUNDING



### FINANCIAL SUMMARY

	Project Budget	Committed	% Committed	Paid To Date
	A	B	C=B/A	D
Construction	\$3,100,000	\$0	0.00%	\$0
<b>TOTAL</b>	<b>\$3,100,000</b>	<b>\$0</b>	<b>0.00%</b>	<b>\$0</b>

### NOTES

Outstanding work includes milling and paving, updating ADA ramps, restriping the road, and replacing traffic loops.

# Monthly Infrastructure Sales Tax Project Report

## Large Cap Projects

Data Date: 3/17/2022

Report Date: 3/31/2022

### DESCRIPTION/TEAM

### SCOPE

### PHOTO

**Project Title:** Community Park - Paulette Burdick Park  
**Project Number:** 18230  
**BCC District:** CW  
**Delivery Method:** TBD  
**Category:** N02-New Park Development  
**Status:** Design  
**Designer:** Urban Design Kilday Studio  
**Contractor:** TBD  
**Project Manager:** Rosalyn Acosta

Construction of a neighborhood park that will service Cam Estates neighborhood, Meadowbrook and Plantation CCRT areas. The Park will mainly feature a walking pathway, children's playground and basketball courts.

FY 2017 IST: \$1,000,000  
 FY 2021 IST: \$4,900,000  
 FY 2022 IST: (\$3,900,000)  
 FY 2024 IST: \$3,000,000



### SCHEDULE SUMMARY

	Original	Actual
Pre-Scope meeting with User	8/7/2018	8/7/2018
Final Concept Drawings (Parks)	8/15/2018	8/15/2018
Pre-Scope with Consultant	8/29/2018	8/29/2018
Project Start (Due Diligence)	11/1/2018	11/28/2018
Design Start	1/7/2019	12/8/2020
Construction Start	4/1/2019	
Substantial Completion	9/1/2019	
Project Completion	10/1/2019	

### PARTICIPATION

#### Consultant

SBE 100%

Local 100%

WBE N/A

MBE N/A

#### Contractor

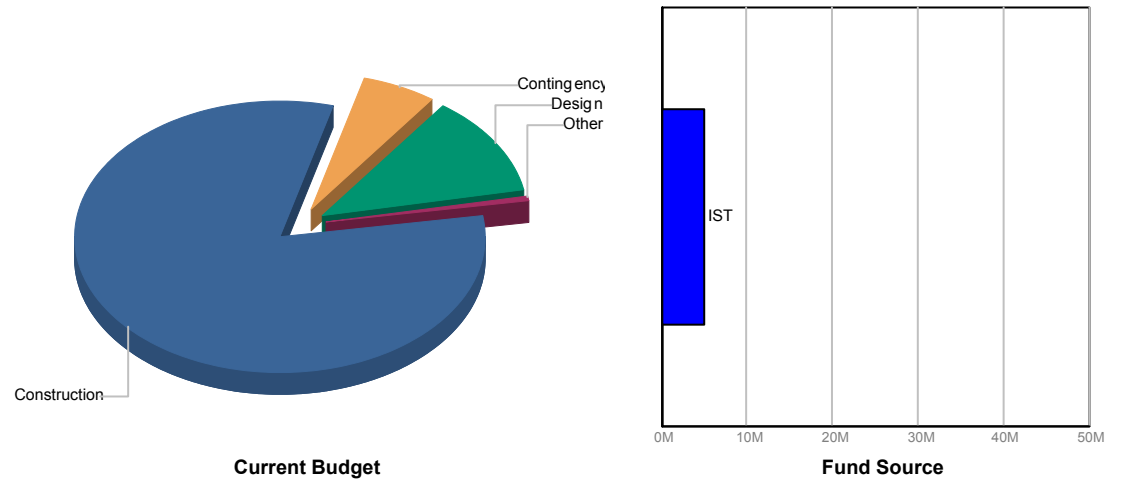
SBE TBD

Local TBD

WBE TBD

MBE TBD

### FUNDING



### FINANCIAL SUMMARY

	Project Budget	Committed	% Committed	Paid To Date
	A	B	C=B/A	D
Design	\$590,000	\$255,189	43.25%	\$77,994
Construction	\$4,082,035	\$75,201	1.84%	\$75,201
Furniture, Fixtures & Equipment	\$0	\$0	0.00%	\$0
Other	\$32,965	\$33,190	100.68%	\$33,190
Contingency	\$295,000	\$0	0.00%	\$0
<b>TOTAL</b>	<b>\$5,000,000</b>	<b>\$363,580</b>	<b>7.27%</b>	<b>\$186,385</b>

### NOTES

The consultant team is working on Schematic Design, drawings are due to CID at the beginning of April.

# Monthly Infrastructure Sales Tax Project Report

## Large Cap Projects

Data Date: 3/17/2022

Report Date: 3/31/2022

### DESCRIPTION/TEAM

### SCOPE

### PHOTO

**Project Title:** Lake Worth West Substation

Provide dedicated office(s) within the HRC2 building (project-19220) for PBSO field personnel's use. Additional interior improvements include a multipurpose room for PBSO training purposes and HRC/community programming, as well as restrooms, circulation area, and other incidental improvements.



Project Number: B607  
 BCC District: Multiple  
 Delivery Method: Construction Manager at Risk  
 Category: S06-Sheriff - FDO  
 Status: Design  
 Designer: Ohlson Lavoie Collaborative  
 Contractor: D Stephenson  
 Project Manager: Sunil Jagoo

FY 2019 IST \$1,213,460

### SCHEDULE SUMMARY

### PARTICIPATION

### FUNDING

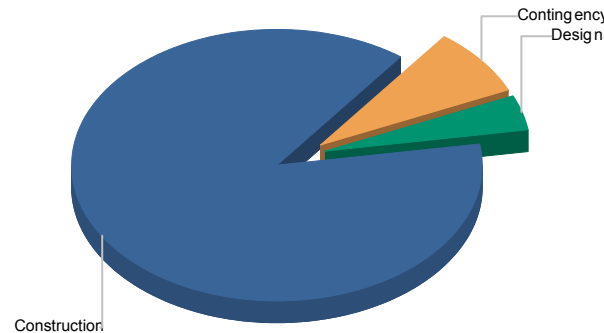
Original	Actual
Please Refer to Central County Resource	

#### Consultant

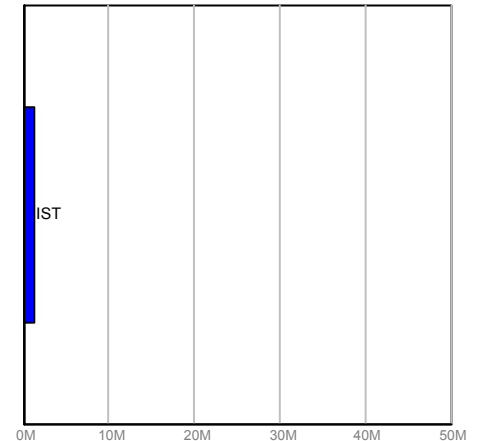
SBE TBD  
 Local TBD  
 WBE TBD  
 MBE TBD

#### Contractor

SBE TBD  
 Local TBD  
 WBE TBD  
 MBE TBD



Current Budget



Fund Source

### FINANCIAL SUMMARY

### NOTES

	Project Budget	Committed	% Committed	Paid To Date
	A	B	C=B/A	D
Design	\$50,000	\$2,227	4.45%	\$2,227
Construction	\$1,063,460	\$4,868	0.46%	\$4,868
Contingency	\$100,000	\$0	0.00%	\$0
<b>TOTAL</b>	<b>\$1,213,460</b>	<b>\$7,095</b>	<b>0.58%</b>	<b>\$7,095</b>

Please refer to the Central County Resource Center report for current status and material project updates.

# Monthly Infrastructure Sales Tax Project Report

## Large Cap Projects

Data Date: 3/17/2022

Report Date: 3/31/2022

### DESCRIPTION/TEAM

### SCOPE

### PHOTO

**Project Title:** PBSO District 1 Substation and Marine Unit  
**Project Number:** B665  
**BCC District:** 02  
**Delivery Method:** CMAR  
**Category:** S06-Sheriff - FDO  
**Status:** Design  
**Designer:** Song & Associates  
**Contractor:** Kaufman Lynn  
**Project Manager:** Rosalyn Acosta

Construction of an approximately 28,000 square foot facility and site improvements to accommodate the relocation of PBSO District 1 from PBSO Headquarters as well as the relocation of the PBSO Marine Unit from the County's Cherry Road Complex property. The subject site is approximately 5.75 acres and located on the west side of Jog Road approximately 1,000 feet south of Belvedere Road.



### SCHEDULE SUMMARY

	Original	Actual
Submit DRO Application	8/3/2020	8/3/2020
Submit for Permits	3/18/2022	
Construction Complete	10/31/2023	
PBSO Turn Over	11/30/2023	

### PARTICIPATION

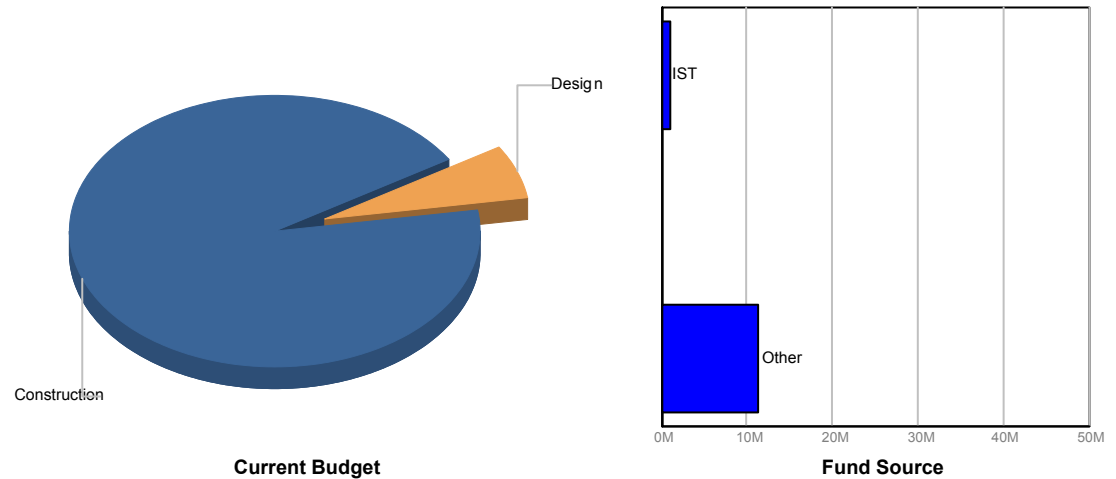
**Consultant**

- SBE 77.4%
- Local 100%
- WBE 77.4%
- MBE 77.4%

**Contractor**

- SBE 25%
- Local 100%
- WBE 0%
- MBE 0%

### FUNDING



### FINANCIAL SUMMARY

	Project Budget	Committed	% Committed	Paid To Date
	A	B	C=B/A	D
Design	\$777,565	\$0	0.00%	\$0
Construction	\$11,525,435	\$0	0.00%	\$0
<b>TOTAL</b>	<b>\$12,303,000</b>	<b>\$0</b>	<b>0.00%</b>	<b>\$0</b>

### NOTES


95% CDs owner review comments issued to consultants. 50% GMP breakdown for SBE Goal Setting received from KL, CID will target the second meeting in April. IST funding in the amount of \$1M was allocated in FY2022, and we will be relied upon to support the project construction phase.

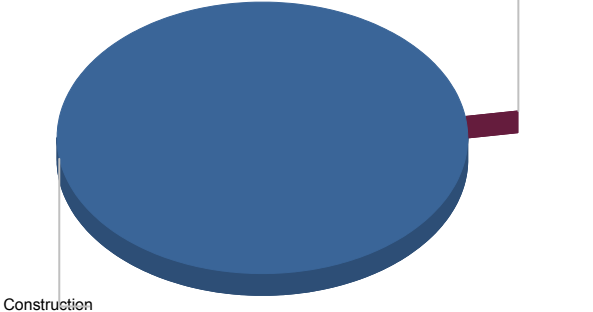
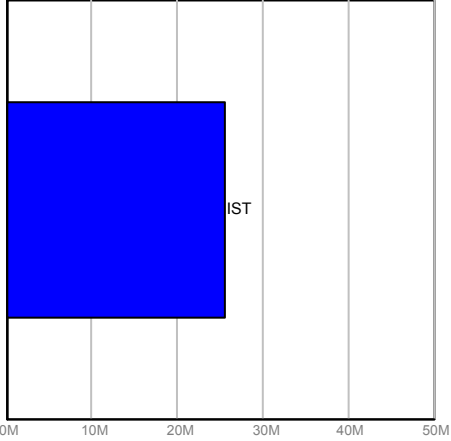
# Monthly Infrastructure Sales Tax Project Report

## Large Cap Projects

Data Date: 3/17/2022

Report Date: 3/31/2022

DESCRIPTION/TEAM	SCOPE	PHOTO
<p><b>Project Title:</b> Housing Units for Homeless, Extremely Low Income, &amp; Low Income</p> <p>Project Number: Q001</p> <p>BCC District: CW</p> <p>Delivery Method: TBD</p> <p>Category: H02-Housing</p> <p>Status: Design</p> <p>Designer: TBD</p> <p>Contractor: TBD</p> <p>Project Manager: Eric McClellan</p>	<p>This project involves the delivery of housing units for use as temporary or longer term affordable housing for homeless and special populations.</p> <p>This Project is funded in: FY 2017 - FY 2026 for \$2,550,000 each year for a total project estimate at \$25,500,000.</p>	

SCHEDULE SUMMARY	PARTICIPATION	FUNDING																											
<table border="1"> <thead> <tr> <th></th> <th>Original</th> <th>Actual</th> </tr> </thead> <tbody> <tr> <td>Project Start</td> <td>9/1/2017</td> <td>9/1/2017</td> </tr> <tr> <td> </td> <td> </td> <td> </td> </tr> <tr> <td> </td> <td> </td> <td> </td> </tr> <tr> <td> </td> <td> </td> <td> </td> </tr> <tr> <td> </td> <td> </td> <td> </td> </tr> <tr> <td>Project Completion</td> <td> </td> <td> </td> </tr> <tr> <td> </td> <td> </td> <td> </td> </tr> <tr> <td> </td> <td> </td> <td> </td> </tr> </tbody> </table>		Original	Actual	Project Start	9/1/2017	9/1/2017													Project Completion									<p><b>Consultant</b></p> <p>SBE TBD</p> <p>Local TBD</p> <p>WBE N/A</p> <p>MBE N/A</p> <p><b>Contractor</b></p> <p>SBE TBD</p> <p>Local TBD</p> <p>WBE TBD</p> <p>MBE TBD</p>	<div style="display: flex; justify-content: space-around;"> <div style="text-align: center;">  <p>Current Budget</p> </div> <div style="text-align: center;">  <p>Fund Source</p> </div> </div>
	Original	Actual																											
Project Start	9/1/2017	9/1/2017																											
Project Completion																													

FINANCIAL SUMMARY				
	Project Budget	Committed	% Committed	Paid To Date
	A	B	C=B/A	D
Design	\$0	\$11,950	0.00%	\$11,950
Construction	\$25,470,000	\$4,434,354	17.41%	\$747,291
Furniture, Fixtures & Equipment	\$0	\$0	0.00%	\$0
Other	\$30,000	\$46,209	154.03%	\$46,209
Contingency	\$0	\$0	0.00%	\$0
<b>TOTAL</b>	<b>\$25,500,000</b>	<b>\$4,492,513</b>	<b>17.62%</b>	<b>\$805,449</b>

**NOTES**

This Project will fund multiple projects over the 10 year period. Direction from the BCC was given on 9/26/2017 to proceed with an affordable housing pilot project . Staff of FD&O, DHES, Community Services, and Administration presented a proposed Project Plan for the remainder of the funding at a BCC Workshop on February 26, 2019 and received direction. The RFP for the Cottage Homes pilot project was awarded by the BCC to the WPB Housing Authority on January 12, 2021. Permitting by the WPBHA is complete and subcontractor selection is in progress. An allocation of \$1M toward renovation of a non-congregate shelter in Pahoee was approved by the BCC on Sept. 15, 2020 (\$621,000 expended). Development of a solicitation for the next phase of the Project Plan (i.e. Tax Deed Surplus Property Conveyance and Housing Authorities Incentive Funding) is in progress.

# Monthly Infrastructure Sales Tax Project Report

## Large Cap Projects

Data Date: 3/17/2022

Report Date: 3/31/2022

### DESCRIPTION/TEAM

### SCOPE

### PHOTO

**Project Title: Countywide ADA Renovations**

Project Number: Q002  
 BCC District: CW  
 Delivery Method: Annual Contract  
 Category: G02-General Government Facilities  
 Status: Design  
 Designer: Colome' and Associates  
 Contractor: Lebolo Construction  
 Project Manager: David Lavinsky

Renovate multiple public facility restrooms to meet ADA requirements. The following locations are planned for renovation:  
 Delray Health Clinic ADA Restrooms @ \$250K FY2017  
 Lantana Health Clinic ADA Restrooms @ \$275K FY2022  
 Lantana Health Clinic ADA Service Counter @ \$16K FY2022  
 Jupiter Health Clinic ADA Restrooms @ \$64K FY2022  
 West County Administration Building (aka Glades Office Building) ADA Improvements @ \$245K FY2022 and \$450K FY2023

This Project is funded in:  
 FY 2017 \$250,000 FY 2024 \$700,000  
 FY 2022 \$600,000 FY 2025 \$539,000  
 FY 2023 \$450,000



### SCHEDULE SUMMARY

	Original	Actual
Delray Health Start	7/27/2017	7/27/2017
Delray Health Finish	12/21/2018	
Lantana Health Start	7/7/2017	7/7/2017
Lantana Health Finish	4/8/2018	
Lantana Health (Counters) Start	11/24/2020	11/24/2020
Lantana Health (Counters) Finish		
Jupiter Health Start	12/22/2020	12/22/2020
Jupiter Health Finish		
West County Admin Start		
West County Admin Finish		

### PARTICIPATION

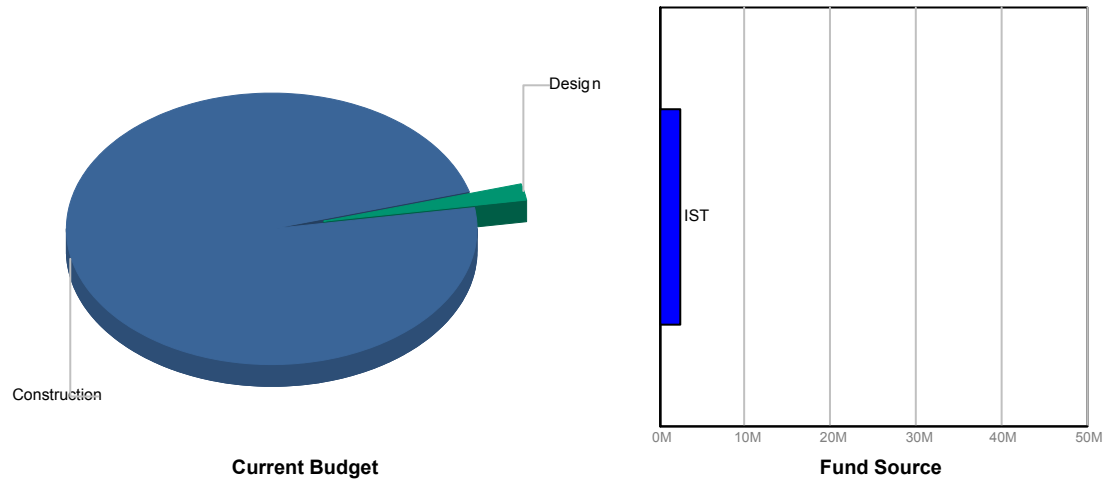
**Consultant**

SBE 100%  
 Local 100%  
 WBE N/A  
 MBE N/A

**Contractor**

SBE N/A  
 Local N/A  
 WBE N/A  
 MBE N/A

### FUNDING



### FINANCIAL SUMMARY

	Project Budget	Committed	% Committed	Paid To Date
	A	B	C=B/A	D
Design	\$50,000	\$97,755	195.51%	\$41,706
Construction	\$2,489,000	\$188,726	7.58%	\$157,466
Furniture, Fixtures & Equipment	\$0	\$0	0.00%	\$0
Other	\$0	\$0	0.00%	\$0
Contingency	\$0	\$0	0.00%	\$0
<b>TOTAL</b>	<b>\$2,539,000</b>	<b>\$286,481</b>	<b>11.28%</b>	<b>\$199,172</b>

### NOTES

Delray Health Clinic Restrooms: Rough plumbing complete in restrooms. Electrical contractor installed incorrect conduit and is replacing with county approved materials.  
 Jupiter Health Clinic Restrooms: Consultant CSA in procurement.  
 Lantana Health Clinic Restrooms & Service Counter: IFQ documents are currently being processed.  
 West County Administration Building (aka Glades Office Building) ADA Improvements: Has not yet started




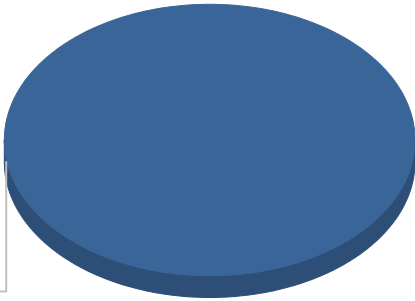
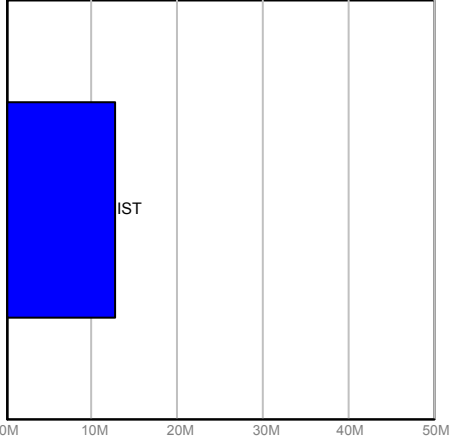
# Monthly Infrastructure Sales Tax Project Report

## Large Cap Projects

Data Date: 3/17/2022

Report Date: 3/31/2022

DESCRIPTION/TEAM	SCOPE	PHOTO
<p><b>Project Title: Vehicle Replacement</b></p> <p>Project Number: Q007                      BCC District: Multiple                      Delivery Method: Direct Purchase                      Category: S04-Sheriff                      Status: Construction                      Designer: N/A                      Contractor: N/A                      Project Manager: Isami Ayala-Collazo</p>	<p>This project funds the replacement of PBSO public safety vehicles and related equipment (other than radios), tools and/or services.</p> <p>FY 18 Funds: \$3,650,513                      FY 19 Funds: \$3,650,513                      FY 20 Funds: \$3,650,514                      FY 24 Funds: \$1,669,963</p>	

SCHEDULE SUMMARY	PARTICIPATION	FUNDING									
<table border="1"> <thead> <tr> <th></th> <th>Original</th> <th>Actual</th> </tr> </thead> <tbody> <tr> <td>1 Project Start</td> <td>10/1/2018</td> <td>5/1/2018</td> </tr> <tr> <td>2 Project Completion</td> <td>9/30/2024</td> <td></td> </tr> </tbody> </table>		Original	Actual	1 Project Start	10/1/2018	5/1/2018	2 Project Completion	9/30/2024		<p><b>Consultant</b></p> <p>SBE N/A                      Local N/A                      WBE N/A                      MBE N/A</p> <p><b>Contractor</b></p> <p>SBE N/A                      Local N/A                      WBE N/A                      MBE N/A</p>	 <p style="text-align: center;"><b>Current Budget</b></p>  <p style="text-align: center;"><b>Fund Source</b></p>
	Original	Actual									
1 Project Start	10/1/2018	5/1/2018									
2 Project Completion	9/30/2024										

FINANCIAL SUMMARY				
	Project Budget	Committed	% Committed	Paid To Date
	A	B	C=B/A	D
Furniture, Fixtures & Equipment	\$12,621,503	\$10,951,540	86.77%	\$10,951,540
Other	\$0	\$0	0.00%	\$0
<b>TOTAL</b>	<b>\$12,621,503</b>	<b>\$10,951,540</b>	<b>86.77%</b>	<b>\$10,951,540</b>

**NOTES**

Prioritization, identification and cost of specific assets are determined by the Sheriff's Office with administration support being performed by FD&O through a Project Funding Agreement with the County.

# Monthly Infrastructure Sales Tax Project Report

## Large Cap Projects

Data Date: 3/17/2022

Report Date: 3/31/2022

### DESCRIPTION/TEAM

### SCOPE

### PHOTO

**Project Title:** Animal Care & Control

Project Number: Q008  
 BCC District: CW  
 Delivery Method: Construction Manager at Risk  
 Category: G02-General Government Facilities  
 Status: Design  
 Designer: PGAL  
 Contractor: Wharton-Smith  
 Project Manager: Rich Avery

The Animal Care & Control Renovation & Expansion project for the Belvedere Rd. campus includes: renovations to existing buildings for improved functionality; possible replacement of non-air conditioned kennel buildings with air-conditioned kennel buildings pending evaluation, pricing and approval; and the creation of new spaces necessary to facilitate current and future projected operational needs. The cost of the project includes cost-estimating services necessary in order to validate the project scope, which was derived jointly by FDO & the ACC Division via a needs assessment and programming document, as well as interim arrangements to sustain continuous operations during construction. Funding: FY 2019 IST \$6,000,000 FY 2020 IST \$7,000,000 FY 2025 IST \$35,289,104



### SCHEDULE SUMMARY

	Original	Actual
PROGRAMMING	10/1/2018	10/1/2018
Commence Design Comparative Study	7/24/2019	7/24/2019
Design Start	2/3/2020	12/2/2020
Construction Start	12/1/2020	
Substantial Completion	7/3/2023	

### PARTICIPATION

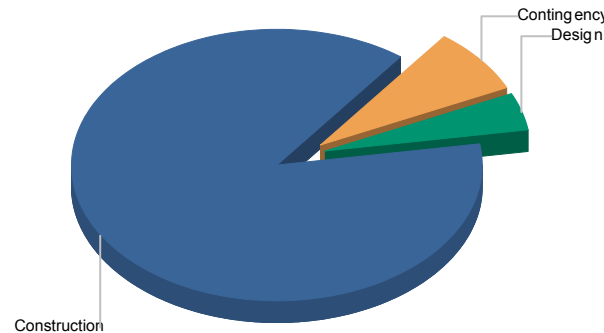
#### Consultant

SBE 20%  
 Local 100%  
 WBE N/A  
 MBE N/A

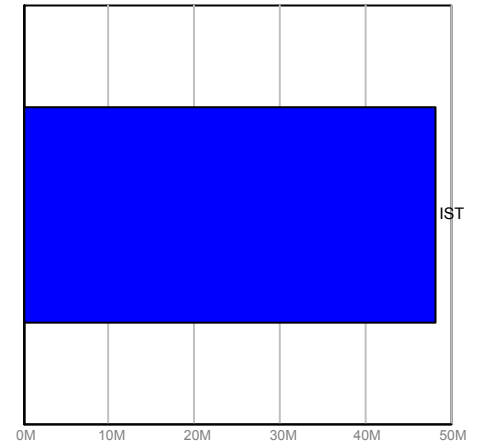
#### Contractor

SBE 13.04%  
 Local 13.04%  
 WBE 13.04%  
 MBE 13.04%

### FUNDING



Current Budget



Fund Source

### FINANCIAL SUMMARY

	Project Budget	Committed	% Committed	Paid To Date
	A	B	C=B/A	D
Design	\$2,100,000	\$882,713	42.03%	\$611,504
Construction	\$42,409,104	\$213,791	0.50%	\$212,057
Contingency	\$3,780,000	\$0	0.00%	\$0
<b>TOTAL</b>	<b>\$48,289,104</b>	<b>\$1,096,504</b>	<b>2.27%</b>	<b>\$823,561</b>

### NOTES

The consultant continues work on the 50% Design Development documents. Received the fee proposal for PGAL to complete DD through 100% documents, and from Wharton -Smith for SD/DD pre-construction services, both are in process.

# Monthly Infrastructure Sales Tax Project Report

## Large Cap Projects

Data Date: 3/17/2022

Report Date: 3/31/2022

### DESCRIPTION/TEAM

### SCOPE

### PHOTO

**Project Title:** Central County Housing Resource Center  
**Project Number:** Q009  
**BCC District:** CW  
**Delivery Method:** Construction Manager at Risk  
**Category:** H02-Housing  
**Status:** Design  
**Designer:** Ohlson Lavoie Collaborative  
**Contractor:** D Stephenson  
**Project Manager:** Sunil Jagoo

The Homeless Resource Center 2 (HRC 2) is to provide an effective Crisis Response System that provides immediate and easy access to safe and decent temporary shelter to County residents that need it and aims to re-house people as quickly as possible while receiving wrap-around social services. The facility will compliment the County's existing Senator Philip D. Lewis Center in West Palm Beach and will consist of approximately 19,000 square feet to support 74 client beds, dining and service delivery/office areas, restrooms, laundry facilities, an intake lobby, and other incidental interior and exterior improvements. Co-located within the facility will be the improvements identified in the IST Project Plan titled PBSO Lake Worth West Substation. FY 2019 IST \$5,700,000 FY 2022 IST \$9,243,697



### SCHEDULE SUMMARY

	Original	Actual
Program Development	11/1/2017	11/1/2017
Public Outreach	2/1/2019	2/1/2019
Design Team Solicitation	5/1/2019	9/30/2020
CM Solicitation	9/1/2019	11/26/2019
Schematic Design	11/11/2019	1/31/2020
Design Development	5/1/2020	9/28/2020
Construction Documents	10/1/2020	2/23/2021
Permitting	1/1/2021	
Construction	6/1/2021	
CO/Substantial Completion	9/1/2022	
Occupancy	10/3/2022	

### PARTICIPATION

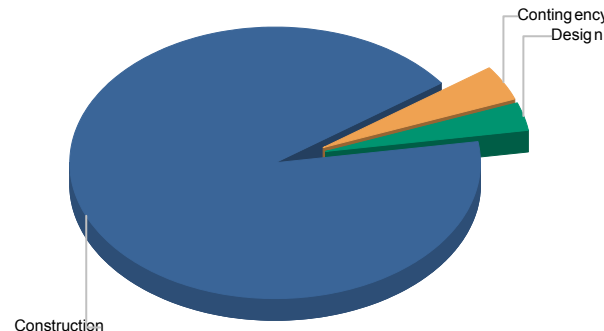
#### Consultant

SBE 0%  
 Local 25%  
 WBE 0%  
 MBE 0%

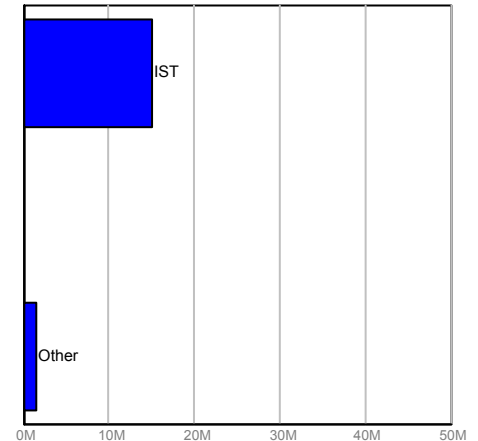
#### Contractor

SBE TBD  
 Local TBD  
 WBE TBD  
 MBE TBD

### FUNDING



Current Budget



Fund Source

### FINANCIAL SUMMARY

	Project Budget	Committed	% Committed	Paid To Date
	A	B	C=B/A	D
Design	\$550,000	\$99,689	18.13%	\$97,773
Construction	\$15,118,540	\$54,070	0.36%	\$54,070
Contingency	\$700,000	\$0	0.00%	\$0
<b>TOTAL</b>	<b>\$16,368,540</b>	<b>\$153,759</b>	<b>0.94%</b>	<b>\$151,843</b>

### NOTES

A partial NTP was issued to install the vegetation barrier and culvert crossing. Building permit is still pending the approval of the vegetation barrier and other minor comments which the consultant re-submitted and is awaiting a review.. Funding includes \$5.7 M from IST in FY19, \$9,243,697 from IST in FY22, and CDBG funds in the total amount of \$1,424,843

# Monthly Infrastructure Sales Tax Project Report

## Large Cap Projects

Data Date: 3/17/2022

Report Date: 3/31/2022

### DESCRIPTION/TEAM

### SCOPE

### PHOTO

**Project Title:** South County Administrative Complex

Project Number: Q010  
 BCC District: 07  
 Delivery Method: Varies  
 Category: G02-General Government Facilities  
 Status: Design  
 Designer: Varies  
 Contractor: Varies  
 Project Manager: Eric McClellan

This project funds essential Renewal and Replacement (R&R) needs to sustain the continuous operation of this 40+ year old complex prior to its future redevelopment. As such there is no defined scope of work. Any funds remaining at such time that redevelopment is funded would be utilized toward professional design services for the redevelopment. Funding includes \$3M each in FY 2020 and FY 2021, for a total of \$6M.



### SCHEDULE SUMMARY

### PARTICIPATION

### FUNDING

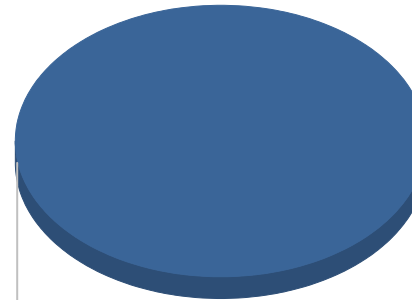
Original	Actual
N/A. See notes for current activity.	

#### Consultant

SBE 100%  
 Local 100%  
 WBE 78.6%  
 MBE 0%

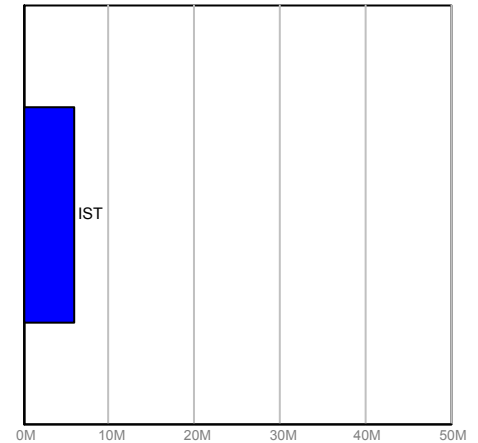
#### Contractor

SBE TBD  
 Local TBD  
 WBE TBD  
 MBE TBD



Construction

Current Budget



Fund Source

### FINANCIAL SUMMARY

### NOTES

	Project Budget	Committed	% Committed	Paid To Date
	A	B	C=B/A	D
Construction	\$6,000,000	\$271,700	4.53%	\$180,344
Other	\$0	\$26,192	0.00%	\$8,237
<b>TOTAL</b>	<b>\$6,000,000</b>	<b>\$297,893</b>	<b>4.96%</b>	<b>\$188,581</b>

Paved vehicular surfaces throughout the complex are in need of R&R. Reconfiguration of a driveway for improved circulation, consistency with intended future site development and cross access with an adjacent property will be implemented same time to preclude future duplication of work and lost investment. Design services to permit this scope of work is in progress.

A scope of work for other R&R needs is currently under development.


A BCC workshop to address the future redevelopment of the site is scheduled for 4/26/2022.

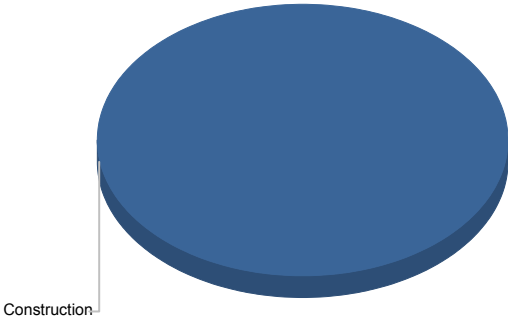
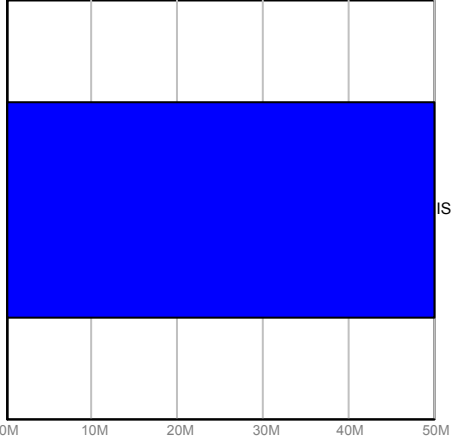
# Monthly Infrastructure Sales Tax Project Report

## Large Cap Projects

Data Date: 3/17/2022

Report Date: 3/31/2022

DESCRIPTION/TEAM	SCOPE	PHOTO
<p><b>Project Title:</b> Government Center Renewal/Replacement</p> <p>Project Number: Q011</p> <p>BCC District: 02</p> <p>Delivery Method: Construction Manager at Risk</p> <p>Category: G02-General Government Facilities</p> <p>Status: Design</p> <p>Designer: Netta Architects</p> <p>Contractor: TBD</p> <p>Project Manager: Jeffrey Halverson</p>	<p>This project includes but is not limited to upgrades and replacement of select building finishes and systems including security, HVAC, plumbing, fire alarm, fire sprinkler, electrical, low voltage, lighting, flooring and paint. The scope of the project will additionally include a building conditions assessment, program evaluation study, interior space planning and layout improvements. The proposed renovations to the Robert Weisman Governmental Center are designed to increase the functionality of key areas within the facility and bring the building up to current County standards.</p> <p>FY2022 IST \$8,000,000 FY2023 IST \$14,000,000 FY2024 IST \$10,000,0000 FY2025 \$11,000,000                      FY2026 IST \$15,000,000 FY2027 IST \$11,500,000</p>	 <p>PBC Governmental Center</p>

SCHEDULE SUMMARY	PARTICIPATION	FUNDING												
<table border="1"> <thead> <tr> <th></th> <th>Original</th> <th>Actual</th> </tr> </thead> <tbody> <tr> <td>Design RFP Final Selection</td> <td>11/8/2021</td> <td>11/8/2021</td> </tr> <tr> <td>CM RFP Proposals Due</td> <td>12/2/2021</td> <td></td> </tr> <tr> <td>CM Shortlist Meeting</td> <td>1/19/2022</td> <td></td> </tr> </tbody> </table>		Original	Actual	Design RFP Final Selection	11/8/2021	11/8/2021	CM RFP Proposals Due	12/2/2021		CM Shortlist Meeting	1/19/2022		<p><b>Consultant</b></p> <ul style="list-style-type: none"> <li>SBE TBD</li> <li>Local TBD</li> <li>WBE TBD</li> <li>MBE TBD</li> </ul> <p><b>Contractor</b></p> <ul style="list-style-type: none"> <li>SBE TBD</li> <li>Local TBD</li> <li>WBE TBD</li> <li>MBE TBD</li> </ul>	 <p>Construction</p>  <p>0M 10M 20M 30M 40M 50M</p>
	Original	Actual												
Design RFP Final Selection	11/8/2021	11/8/2021												
CM RFP Proposals Due	12/2/2021													
CM Shortlist Meeting	1/19/2022													

FINANCIAL SUMMARY				
	Project Budget	Committed	% Committed	Paid To Date
	A	B	C=B/A	D
Construction	\$69,500,000	\$8,510	0.01%	\$915
<b>TOTAL</b>	<b>\$69,500,000</b>	<b>\$8,510</b>	<b>0.01%</b>	<b>\$915</b>

**NOTES**

Selection Committee selected Weitz Construction as the CM for the project. Coordination meeting held with CM and Design team. Preparing prime contracts and preliminary phases of work (structural Assessment and Building Condition Assessment) for BCC approval.



# Monthly Infrastructure Sales Tax Project Report

## Large Cap Projects

Data Date: 3/17/2022

Report Date: 3/31/2022

### DESCRIPTION/TEAM

### SCOPE

### PHOTO

**Project Title:** Detention Center Facilities R/R (Phases 3-5)  
**Project Number:** Q019  
**BCC District:** Multiple  
**Delivery Method:** Construction Management  
**Category:** S06-Sheriff - FDO  
**Status:** Construction  
**Designer:** Leo A. Daly  
**Contractor:** Hedrick Brothers Construction  
**Project Manager:** Jeffrey Halverson

Phases 3-5 consist of the East Tower and West Tower which are located at the Main Detention Center. The West Detention Center is located in Belle Glade. The design for both towers and the West Detention Center will require repairing and replacing MEP, Fire Sprinkler System, Low Voltage Systems and interior finishes.  
 Detention Center Facilities R/R (Phases 3-5)  
 FY 2018 IST \$8,500,000  
 FY 2019 IST \$14,700,000  
 FY 2020 IST \$9,800,000  
 FY 2022 IST \$10,000,000



### SCHEDULE SUMMARY

	Original	Actual
East Tower Design Start	11/12/2018	7/11/2019
East Tower Construction Start	10/14/2019	
East Tower Substantial Completion	11/10/2020	

### PARTICIPATION

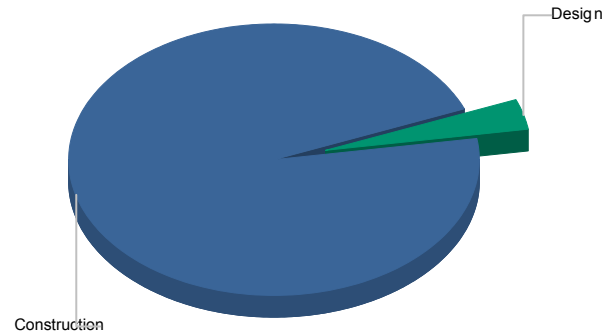
#### Consultant

SBE 19.88%  
 Local 67%  
 WBE N/A  
 MBE N/A

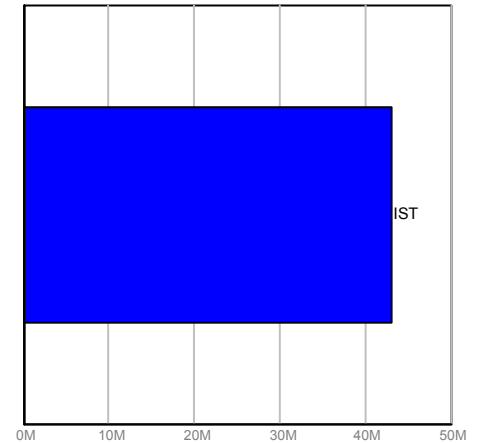
#### Contractor

SBE 63%  
 Local 84%  
 WBE N/A  
 MBE N/A

### FUNDING



Current Budget



Fund Source

### FINANCIAL SUMMARY

	Project Budget	Committed	% Committed	Paid To Date
	A	B	C=B/A	D
Design	\$1,500,000	\$2,015,360	134.36%	\$1,113,177
Construction	\$41,475,692	\$19,813,977	47.77%	\$13,746,429
Other	\$0	\$1,298,028	0.00%	\$817,688
Contingency	\$0	\$0	0.00%	\$0
<b>TOTAL</b>	<b>\$42,975,692</b>	<b>\$23,127,365</b>	<b>53.81%</b>	<b>\$15,677,293</b>

### NOTES

Intercom wiring on Level 2 is finishing and will be moving to Level 1 in early April. Conduits to new UPS's in E300 in the East Tower installed. Scaffolding removed from X9 Riser and reinstalled on X10 riser (N side of East Tower). Ductwork installation has begun for makeup air dampers on first floor in dayrooms. Ductwork begun in Riser X7 and X8 and installation of metal jacket on chilled and hot water pipes that run from basement to penthouse. New PLC lighting panels in penthouse level in E300 of East Tower being worked on. Final roof inspection passed. EIFS on X10 being removed from exterior wall. Red iron installed in Penthouse level roof to support boilers and control room bathroom exhausts. Chemical injection grouting at 1C stair completed.

# Monthly Infrastructure Sales Tax Project Report

## Large Cap Projects

Data Date: 3/17/2022

Report Date: 3/31/2022

### DESCRIPTION/TEAM

### SCOPE

### PHOTO

**Project Title:** West Boynton Park Athletic Field Renovations Sports Turf  
**Project Number:** T002  
**BCC District:** 03  
**Delivery Method:** TBD  
**Category:** A06-Athletic Field Renovations  
**Status:** Design  
**Designer:** Florida Transportation Engineering  
**Contractor:** TBD  
**Project Manager:** Stuart Patterson

Replacement of existing grass field turf with synthetic turf on multi-purpose field 1 & 2.  
**Funded:**  
 FY 2017 \$2,000,000  
 FY 2018 (\$1,011,658)  
 FY 2022 \$1,196,658



### SCHEDULE SUMMARY

	Original	Actual
Begin Existing Site Surveys	1/29/2020	1/29/2020
Complete Existing Site Surveys	6/30/2020	5/18/2020
Finalization of Existing Site Surveys	8/30/2020	9/18/2020
Design RFP Proposals Due	9/4/2020	9/10/2020
Design RFP Final Selection	10/29/2020	10/29/2020
Consultant Contract Issuance	12/14/2020	4/20/2021
Design Completion	7/2/2021	
Turf Supplier RFP Proposal Due	4/30/2021	

### PARTICIPATION

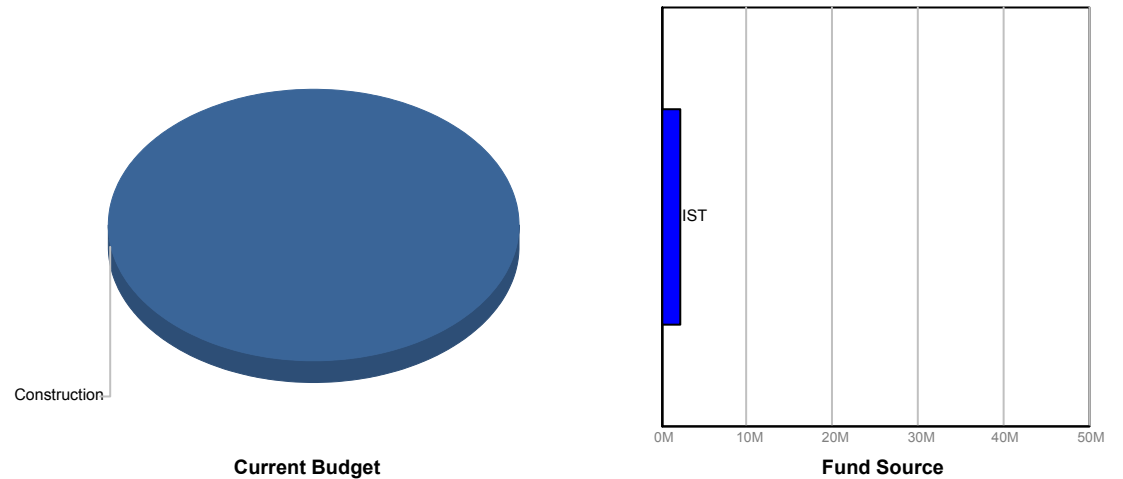
#### Consultant

SBE 25%  
 Local 25%  
 WBE 0%  
 MBE 6.13%

#### Contractor

SBE TBD  
 Local TBD  
 WBE TBD  
 MBE TBD

### FUNDING



### FINANCIAL SUMMARY

	Project Budget	Committed	% Committed	Paid To Date
	A	B	C=B/A	D
Design	\$0	\$175,296	0.00%	\$57,142
Construction	\$2,185,000	\$15,964	0.73%	\$15,964
Furniture, Fixtures & Equipment	\$0	\$0	0.00%	\$0
Other	\$0	\$76	0.00%	\$76
Contingency	\$0	\$0	0.00%	\$0
<b>TOTAL</b>	<b>\$2,185,000</b>	<b>\$191,336</b>	<b>8.76%</b>	<b>\$73,182</b>

### NOTES

Project consists of (2) design phases, (1) construction phase / RFQ/P: Engineering Design Services: awarded to FTE; Phase #1, Turf Design anticipated to be 100% complete by 4/30/2022. Design and schedule review meetings being held monthly; Phase #2, Auxiliary Items schedule TBD. DJLA currently completing additional survey info requested by FTE. Per direction from Legal, CID will develop project specific CM RFQ/P(s), estimated to be issued in 4/2022 - # of CM's to be procured TBD

# Monthly Infrastructure Sales Tax Project Report

## Large Cap Projects

Data Date: 3/17/2022

Report Date: 3/31/2022

### DESCRIPTION/TEAM

### SCOPE

### PHOTO

**Project Title:** Buttonwood Park

Project Number: T003  
 BCC District: 03  
 Delivery Method: TBD  
 Category: A06-Athletic Field Renovations  
 Status: Design  
 Designer: Florida Transportation Engineering  
 Contractor: TBD  
 Project Manager: Stuart Patterson

Replacement of existing grass field turf with synthetic turf on multi-purpose field 2 & 3  
 Funded:  
 FY 2017 \$1,500,000  
 FY 2018 (\$1,488,342)  
 FY 2021 \$900,000  
 FY 2022 \$1,963,342



### SCHEDULE SUMMARY

### PARTICIPATION

### FUNDING

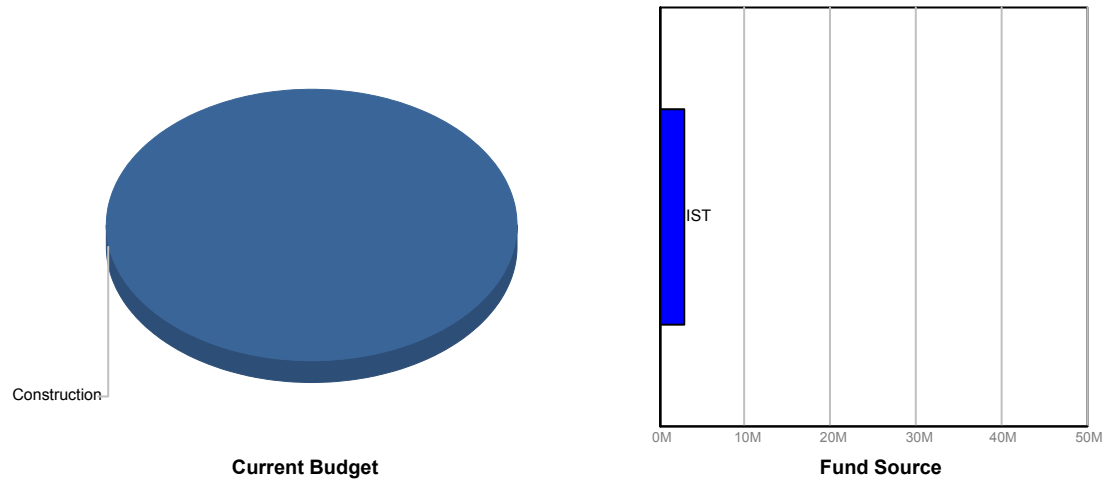
	Original	Actual
Begin Existing Site Surveys	1/29/2020	1/29/2020
Complete Existing Site Surveys	8/30/2020	5/18/2020
Finalization of Existing Site Surveys	8/30/2020	9/18/2020
Design RFP Proposals Due	9/4/2020	9/10/2020
Consultant Contract Issuance	12/14/2020	4/20/2021
Design Completion	7/22/2001	
Turf Supplier RFP Proposal Due	4/30/2021	

**Consultant**

SBE 25%  
 Local 25%  
 WBE 0%  
 MBE 6.13%

**Contractor**

SBE 0%  
 Local 0%  
 WBE TBD  
 MBE 0%



### FINANCIAL SUMMARY

### NOTES

	Project Budget	Committed	% Committed	Paid To Date
	A	B	C=B/A	D
Design	\$0	\$185,496	0.00%	\$59,241
Construction	\$2,875,000	\$37,089	1.29%	\$37,089
Furniture, Fixtures & Equipment	\$0	\$0	0.00%	\$0
Other	\$0	\$12,458	0.00%	\$12,458
Contingency	\$0	\$0	0.00%	\$0
<b>TOTAL</b>	<b>\$2,875,000</b>	<b>\$235,044</b>	<b>8.18%</b>	<b>\$108,789</b>

DJLA currently completing add survey info requested by FTE. Turf design anticipated to be 100% complete by 4/30/2022. Construction/CM RFP method still TBD; estimated issuance TBD. Design & schedule meetings being held on 1st Wednesday of each month



# Monthly Infrastructure Sales Tax Project Report

## Large Cap Projects

Data Date: 3/17/2022

Report Date: 3/31/2022

### DESCRIPTION/TEAM

### SCOPE

### PHOTO

**Project Title:** FY2017 Sports Field Lighting Replacement  
**Project Number:** T006  
**BCC District:** Multiple  
**Delivery Method:** Sports Field Lighting Annual  
**Category:** S12-Sports Lighting Replacement  
**Status:** Construction  
**Designer:** JLRD Engineers  
**Contractor:** Musco  
**Project Manager:** Stuart Patterson

Replacement of Sports Field Lighting at Bert Winters Park, Caloosa Park, Glades Pioneer Park, Juno South Park, Jupiter Farms Park, Okeehelée Park, Pinewoods Park, (Burt Aaronson) South County Regional Park and Westgate Park.  
 IST FY 2017 funds: \$4,200,000.



### SCHEDULE SUMMARY

	Original	Actual
Project Start	6/29/2017	6/29/2017
Procurement (Light Fixture Vendor)	10/16/2018	10/16/2018
Procurement (Installation Contractor)	10/17/2018	5/9/2019
Final Completion	10/2/2020	
Bidding Package 1	11/6/2019	11/6/2019
Construction Phase 1	2/3/2020	2/3/2020
Construction Completion Phase 1	7/2/2020	8/24/2020
Bidding Package 2	2/13/2020	2/13/2020
Construction Start Phase 2	5/11/2020	4/2/2020
Construction Completion Phase 2	7/17/2020	4/2/2021
Bidding Package 3	3/26/2020	3/26/2020
Construction Start Phase 3	6/15/2020	6/1/2020
Construction Completion Phase 3	8/28/2020	

### PARTICIPATION

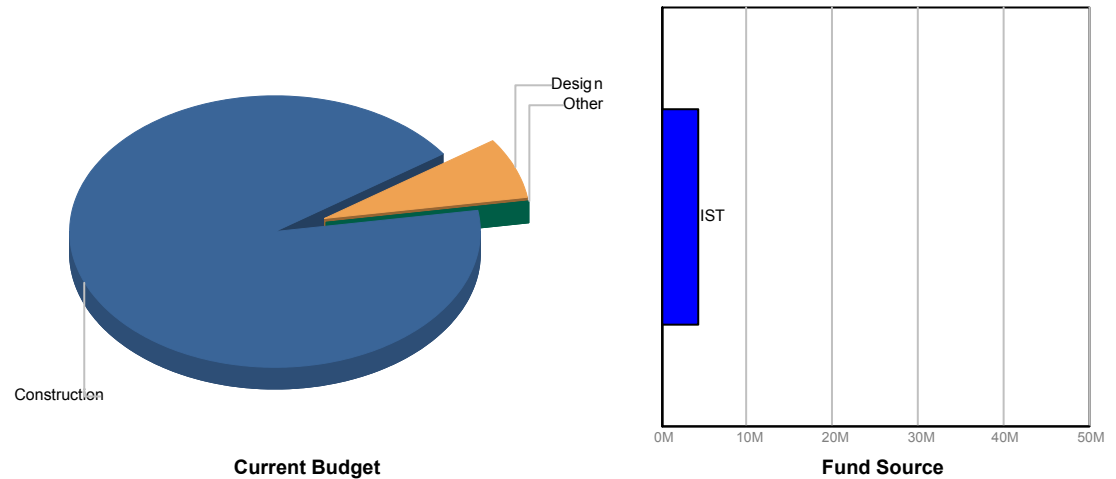
#### Consultant

SBE 100%  
 Local 100%  
 WBE N/A  
 MBE N/A

#### Contractor

SBE 0%  
 Local 75%  
 WBE 0%  
 MBE 0%

### FUNDING



### FINANCIAL SUMMARY

	Project Budget	Committed	% Committed	Paid To Date
	A	B	C=B/A	D
Design	\$299,161	\$25,019	8.36%	\$25,019
Construction	\$3,900,000	\$3,780,386	96.93%	\$3,780,386
Other	\$839	\$2,952	351.65%	\$2,952
<b>TOTAL</b>	<b>\$4,200,000</b>	<b>\$3,808,356</b>	<b>90.68%</b>	<b>\$3,808,356</b>

### NOTES

Project consists of (1) design phase and (2) construction phases / RFQ/P's: Design Phase #1, Engineering Services: awarded to JLRD; designs complete. Construction Phase / RFQ/P #1, Lighting Fixtures Supplier: awarded to Musco Lighting. Construction Phase / RFP(s) #2, Installation of Lighting Fixtures, Install Contractor: Package 1 of (4) projects issued 8/25/2021; awarded to multiple contractors. Package 2 of (4) projects currently in CID review anticipated release in 4/2022. Remaining (4) projects release date(s) TBD.

# Monthly Infrastructure Sales Tax Project Report

## Large Cap Projects

Data Date: 3/17/2022

Report Date: 3/31/2022

### DESCRIPTION/TEAM

### SCOPE

### PHOTO

**Project Title:** FY2018 Sports Field Lighting Replacement  
**Project Number:** T007  
**BCC District:** Multiple  
**Delivery Method:** Sports Field Lighting Annual  
**Category:** S12-Sports Lighting Replacement  
**Status:** Construction  
**Designer:** JLRD Engineers  
**Contractor:** Musco  
**Project Manager:** Stuart Patterson

Replacement of Sports Field Lighting at Dyer Park, Lake Charleston Park and (Burt Aaronson) South County Regional Park.  
 IST FY 2018 funds: \$1,200,000.



### SCHEDULE SUMMARY

	Original	Actual
Project Start	6/29/2017	6/29/2017
Procurement (Light Fixture Vendor)	10/16/2018	10/16/2018
Procurement (Installation Contractor)	10/17/2018	5/9/2019
Final Completion	10/2/2020	
Bidding Package 1	11/6/2019	11/6/2019
Construction Start Phase 1	2/3/2020	2/3/2020
Construction Completion Phase 1	7/2/2020	8/24/2020
Bidding Package 2	2/13/2020	2/13/2020
Construction Start Phase 2	5/11/2020	4/2/2020
Construction Completion Phase 2	7/17/2020	4/2/2021
Bidding Package 3	3/26/2020	3/26/2020
Construction Start Phase 3	6/15/2020	6/1/2020
Construction Completion Phase 3		

### PARTICIPATION

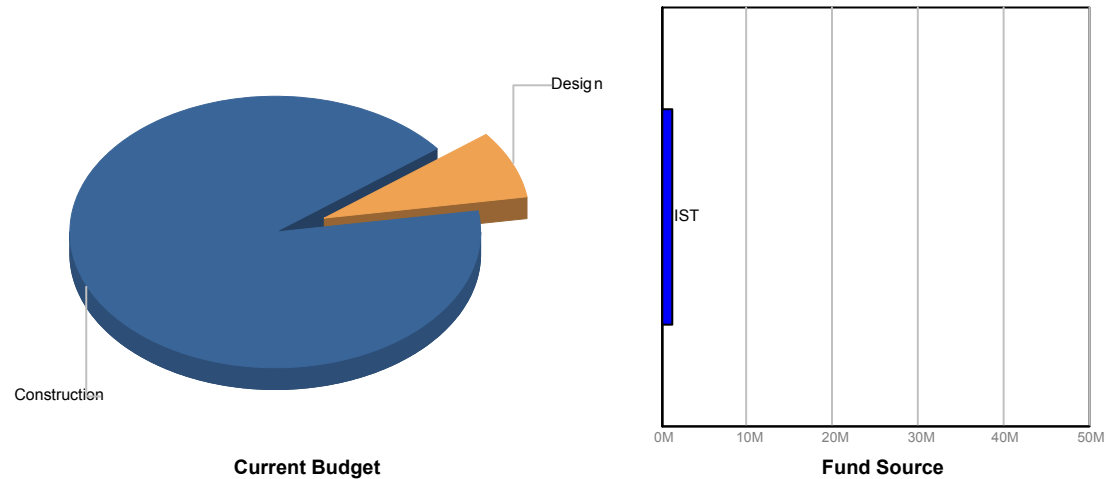
#### Consultant

SBE 100%  
 Local 100%  
 WBE N/A  
 MBE N/A

#### Contractor

SBE 0%  
 Local 75%  
 WBE 0%  
 MBE 0%

### FUNDING



### FINANCIAL SUMMARY

	Project Budget	Committed	% Committed	Paid To Date
	A	B	C=B/A	D
Design	\$96,000	\$193,946	202.03%	\$193,946
Construction	\$1,104,000	\$194,142	17.59%	\$194,142
<b>TOTAL</b>	<b>\$1,200,000</b>	<b>\$388,088</b>	<b>32.34%</b>	<b>\$388,088</b>

### NOTES


Project consists of (1) design phase and (2) construction phases / RFQ/P's: Design Phase #1, Engineering Services: awarded to JLRD; designs complete. Construction Phase / RFQ/P #1, Lighting Fixtures Supplier: awarded to Musco Lighting. Construction Phase / RFP(s) #2, Installation of Lighting Fixtures, Install Contractor: Package 1 of (4) projects issued 8/25/2021; awarded to multiple contractors. Package 2 of (4) projects currently in CID review anticipated release in 4/2022. Remaining (4) projects release date(s) TBD

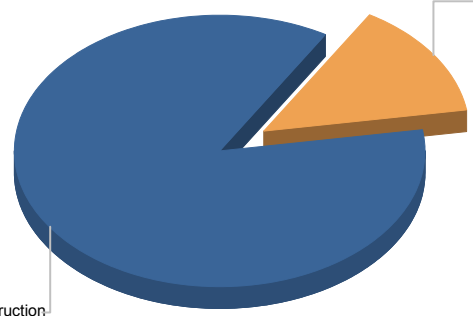
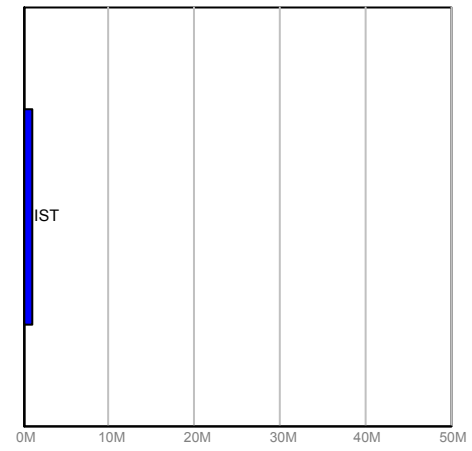
# Monthly Infrastructure Sales Tax Project Report

## Large Cap Projects

Data Date: 3/17/2022

Report Date: 3/31/2022

DESCRIPTION/TEAM	SCOPE	PHOTO
<p><b>Project Title:</b> FY2020 Sports Field Lighting Replacement</p> <p>Project Number: T010</p> <p>BCC District: Multiple</p> <p>Delivery Method: Sports Field Lighting Annual</p> <p>Category: S12-Sports Lighting Replacement</p> <p>Status: Construction</p> <p>Designer: JLRD Engineers</p> <p>Contractor: Various</p> <p>Project Manager: Stuart Patterson</p>	<p>Lake Lytal Athletic Courts, Haverhill Tennis &amp; Racquetball Courts, BASCR Basketball Courts, Duncan Padgett Park Raquetball Courts</p> <p>FY 2020 IST = \$1,300,000</p> <p>FY 2021 IST = (\$100,000)</p> <p>FY 2022 IST = (\$273,000)</p>	

SCHEDULE SUMMARY	PARTICIPATION	FUNDING															
<table border="1"> <thead> <tr> <th></th> <th>Original</th> <th>Actual</th> </tr> </thead> <tbody> <tr> <td>Project Start</td> <td>6/29/2017</td> <td>6/29/2017</td> </tr> <tr> <td>Procurement - Light Fixture: Musco</td> <td>1/12/2021</td> <td>1/12/2021</td> </tr> <tr> <td>Procurement - Installation: ECS</td> <td>12/8/2021</td> <td></td> </tr> <tr> <td>Procurement - Installation: Grid One</td> <td>12/8/2021</td> <td></td> </tr> </tbody> </table>		Original	Actual	Project Start	6/29/2017	6/29/2017	Procurement - Light Fixture: Musco	1/12/2021	1/12/2021	Procurement - Installation: ECS	12/8/2021		Procurement - Installation: Grid One	12/8/2021		<p><b>Consultant</b></p> <p>SBE 100%</p> <p>Local 100%</p> <p>WBE N/A</p> <p>MBE N/A</p> <p><b>Contractor</b></p> <p>SBE TBD</p> <p>Local TBD</p> <p>WBE TBD</p> <p>MBE TBD</p>	<div style="display: flex; justify-content: space-around;"> <div style="text-align: center;">  <p>Current Budget</p> </div> <div style="text-align: center;">  <p>Fund Source</p> </div> </div>
	Original	Actual															
Project Start	6/29/2017	6/29/2017															
Procurement - Light Fixture: Musco	1/12/2021	1/12/2021															
Procurement - Installation: ECS	12/8/2021																
Procurement - Installation: Grid One	12/8/2021																

FINANCIAL SUMMARY				
	Project Budget	Committed	% Committed	Paid To Date
	A	B	C=B/A	D
Design	\$130,000	\$467,421	359.55%	\$354,771
Construction	\$797,000	\$202,324	25.39%	\$4,159
<b>TOTAL</b>	<b>\$927,000</b>	<b>\$669,746</b>	<b>72.25%</b>	<b>\$358,931</b>

**NOTES**

Project consists of (1) design phase and (2) construction phases / RFQ/P's: Design Phase #1, Engineering Services: awarded to JLRD; designs complete. Construction Phase / RFQ/P #1, Lighting Fixtures Supplier: awarded to Musco Lighting. Construction Phase / RFP(s) #2, Installation of Lighting Fixtures, Install Contractor: Package 1 of (4) projects issued 8/25/2021; awarded to multiple contractors. Package 2 of (4) projects currently in CID review anticipated release in 4/2022. Remaining (4) projects release date(s) TBD

# Monthly Infrastructure Sales Tax Project Report

## Large Cap Projects

Data Date: 3/17/2022

Report Date: 3/31/2022

### DESCRIPTION/TEAM

### SCOPE

### PHOTO

**Project Title:** FY2021 Sports Lighting Replacement

Caloosa Park Athletic Courts, Seminole Palms BF 1-8 & MPF 9-11, BASCR Tennis Courts, Carlin Park Tennis Courts, Veterans Park Tennis & Bball Courts, Dyer Park Basketball Courts, Lake Lytal Tball Multipurpose Field 5.



Project Number: T011  
 BCC District: Multiple  
 Delivery Method: Sports Field Lighting Annual  
 Category: S12-Sports Lighting Replacement  
 Status: Design  
 Designer: JLRD Engineers  
 Contractor: Various  
 Project Manager: Stuart Patterson

FY 2021 IST \$4,050,000.  
 FY 2022 IST (\$301,000)

### SCHEDULE SUMMARY

	Original	Actual
Project Start	6/29/2017	6/29/2017
Procurement - Light Fixture Vendor	1/12/2021	1/12/2021
Procurement - Installation: Davco	11/19/2021	11/19/2021
Procurement - Installation: ECS	12/8/2021	12/8/2021
Procurement - Installation: Grid One	12/8/2021	12/8/2021

### PARTICIPATION

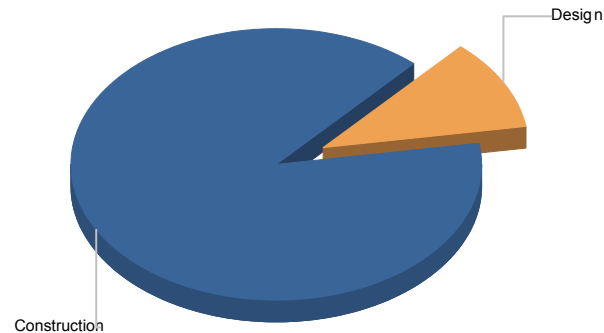
#### Consultant

SBE 100%  
 Local 100%  
 WBE N/A  
 MBE N/A

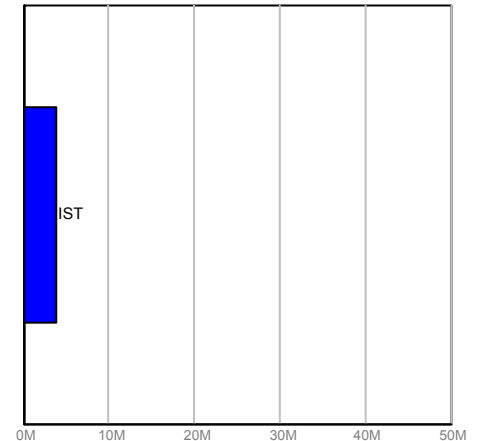
#### Contractor

SBE TBD  
 Local TBD  
 WBE TBD  
 MBE TBD

### FUNDING



Current Budget



Fund Source

### FINANCIAL SUMMARY

	Project Budget	Committed	% Committed	Paid To Date
	A	B	C=B/A	D
Design	\$405,000	\$113,185	27.95%	\$18,689
Construction	\$3,344,000	\$2,223,797	66.50%	\$171,285
<b>TOTAL</b>	<b>\$3,749,000</b>	<b>\$2,336,982</b>	<b>62.34%</b>	<b>\$189,973</b>

### NOTES

Project consists of (1) design phase and (2) construction phases / RFQ/P's: Design Phase #1, Engineering Services: awarded to JLRD; designs complete. Construction Phase / RFQ/P #1, Lighting Fixtures Supplier: awarded to Musco Lighting. Construction Phase / RFP(s) #2, Installation of Lighting Fixtures, Install Contractor: Package 1 of (4) projects issued 8/25/2021; awarded to multiple contractors. Package 2 of (4) projects currently in CID review anticipated release in 4/2022. Remaining (4) projects release date(s) TBD

# Monthly Infrastructure Sales Tax Project Report

## Large Cap Projects

Data Date: 3/17/2022

Report Date: 3/31/2022

### DESCRIPTION/TEAM

### SCOPE

### PHOTO

**Project Title: Bert Winters Park Redevelopment**

Project Number: T041  
 BCC District: 01  
 Delivery Method: Annual Contract  
 Category: E02-Existing Park Redevelopment or Expansion  
 Status: Design  
 Designer: Architecture Green  
 Contractor: TBD  
 Project Manager: Sunil Jagoo

Demolish former PBMI building, tennis courts, and playground. Remove lights and poles servicing Field 2. Renovate Baseball Field 1. Construct new regulation 220' x 360' multipurpose field. Construct new 30' x 60' rental pavilion. Construct new playground area. Renovate existing day use dock for public use. Construct new paved parking, curbing, landscaping, sidewalks and picnic areas. Install new underground infrastructure and site lighting.



The project is funded in:  
 FY 2019 IST \$200,000  
 FY 2021 IST \$1,500,000  
 FY 2021 FIND Grant TBD

### SCHEDULE SUMMARY

	Original	Actual
Project Start	8/22/2019	8/22/2019
Asbestos Report Initiated	8/23/2019	8/23/2019
Asbestos Report Completion	10/1/2019	10/1/2019
Demolition Start	11/12/2019	4/16/2020
Demolition Completion	12/5/2019	8/17/2020
Design Completion	TBD	

### PARTICIPATION

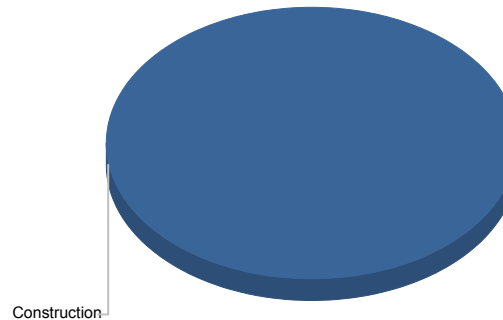
#### Consultant

SBE 89.28%  
 Local 100%  
 WBE N/A  
 MBE N/A

#### Contractor

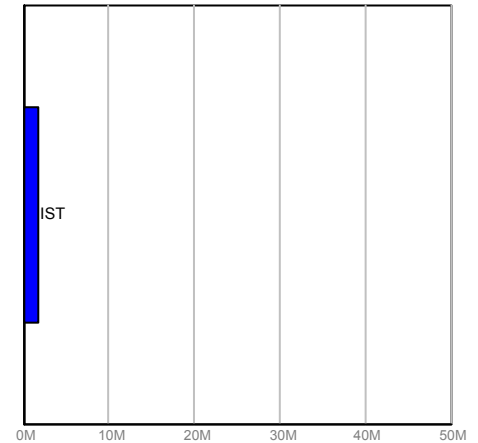
SBE TBD  
 Local TBD  
 WBE TBD  
 MBE TBD

### FUNDING



Construction

Current Budget



Fund Source

### FINANCIAL SUMMARY

	Project Budget	Committed	% Committed	Paid To Date
	A	B	C=B/A	D
Construction	\$1,700,000	\$103,947	6.11%	\$103,947
Other	\$0	\$4,523	0.00%	\$4,523
Contingency	\$0	\$270	0.00%	\$270
<b>TOTAL</b>	<b>\$1,700,000</b>	<b>\$108,740</b>	<b>6.40%</b>	<b>\$108,740</b>

### NOTES

The Consultant's proposal was approved by Parks and CID and the CSA is being prepared for BCC approval at this time.



# Monthly Infrastructure Sales Tax Project Report

## Large Cap Projects

Data Date: 3/17/2022

Report Date: 3/31/2022

### DESCRIPTION/TEAM

### SCOPE

### PHOTO

**Project Title:** Aqua Crest Pool Facility Replacement

Project Number: T077  
 BCC District: 07  
 Delivery Method: CMR  
 Category: A02-Aquatic Facility Repair and Replacement  
 Status: Design  
 Designer: Ohlson Lavoie Collaborative  
 Contractor: TBD  
 Project Manager: Rosalyn Acosta

The work consist of the design and renovation of the existing Aqua Crest pool facility. The scope includes but is not limited to: pool improvements such as leak detection, re-surface, lane marker replacement, filtration system replacement; pool deck renovations; demolition of wadding pool; new splash pad; relocation of ticketing booth, admin offices, guards room and weight's room; bathroom renovations; new shade structures and Marquee sign.  
 FY 2019 IST: \$6,000,000  
 FY 2022 IST: (\$5,000,000)  
 FY 2023 IST: \$11,152,500



### SCHEDULE SUMMARY

	Original	Actual
Pre-Scope meeting	2/20/2019	2/20/2019
Design Services Advertisement	6/17/2019	8/4/2019
Consultant BCC Approval	1/14/2020	
Design Start	1/21/2020	
Construction Start	3/9/2021	
Substantial Completion	3/8/2022	
Project Close-out	5/3/2022	

### PARTICIPATION

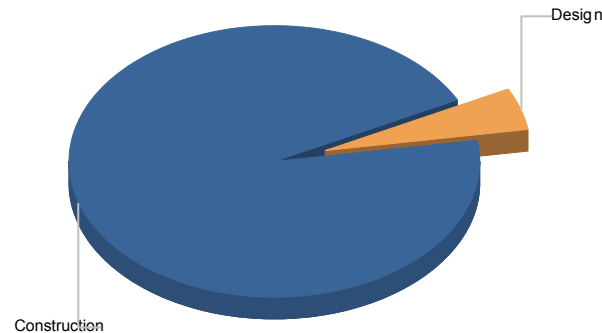
#### Consultant

SBE TBD  
 Local TBD  
 WBE N/A  
 MBE N/A

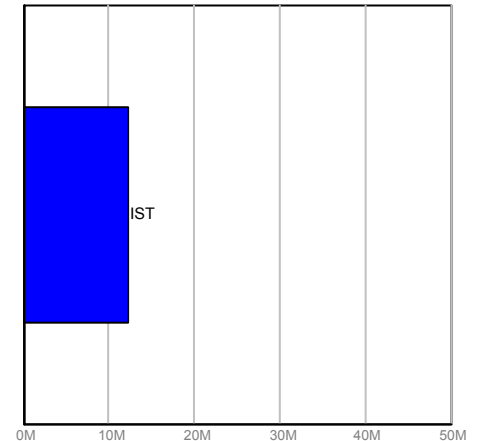
#### Contractor

SBE TBD  
 Local TBD  
 WBE TBD  
 MBE TBD

### FUNDING



Current Budget



Fund Source

### FINANCIAL SUMMARY

	Project Budget	Committed	% Committed	Paid To Date
	A	B	C=B/A	D
Design	\$600,000	\$123,092	20.52%	\$105,826
Construction	\$11,552,500	\$14,058	0.12%	\$14,058
<b>TOTAL</b>	<b>\$12,152,500</b>	<b>\$137,150</b>	<b>1.13%</b>	<b>\$119,884</b>

### NOTES

Pre-scope meeting will be scheduled for the middle of April, Parks to advise CID as to which option they would like to pursue in order for the design team to start working on their proposal.

# Monthly Infrastructure Sales Tax Project Report

## Large Cap Projects

Data Date: 3/17/2022

Report Date: 3/31/2022

### DESCRIPTION/TEAM

### SCOPE

### PHOTO

**Project Title:** Dyer Park Athletic Field Renovation

Replacement of existing grass field turf with synthetic turf on multi-purpose field 3, 4, & 5 as well as additional damaged area.  
Funded: FY 2020 \$6,000,000



Project Number: T099  
BCC District: 07  
Delivery Method: TBD  
Category: A06-Athletic Field Renovations  
Status: Design  
Designer: Florida Transportation Engineering  
Contractor: TBD  
Project Manager: Stuart Patterson

### SCHEDULE SUMMARY

	Original	Actual
Begin Existing Site Surveys	1/29/2020	1/29/2020
Complete Existing Site Surveys	6/30/2020	5/18/2020
Finalization of Existing Site Surveys	8/30/2020	9/18/2020
Design RFP Proposals Due	9/4/2020	9/10/2020
Design RFP Final Selection	10/29/2020	10/29/2020
Consultant Contract Issuance	12/14/2020	4/20/2021
Design Completion	7/2/2021	
Turf Supplier RFP Proposal Due	4/30/2021	

### PARTICIPATION

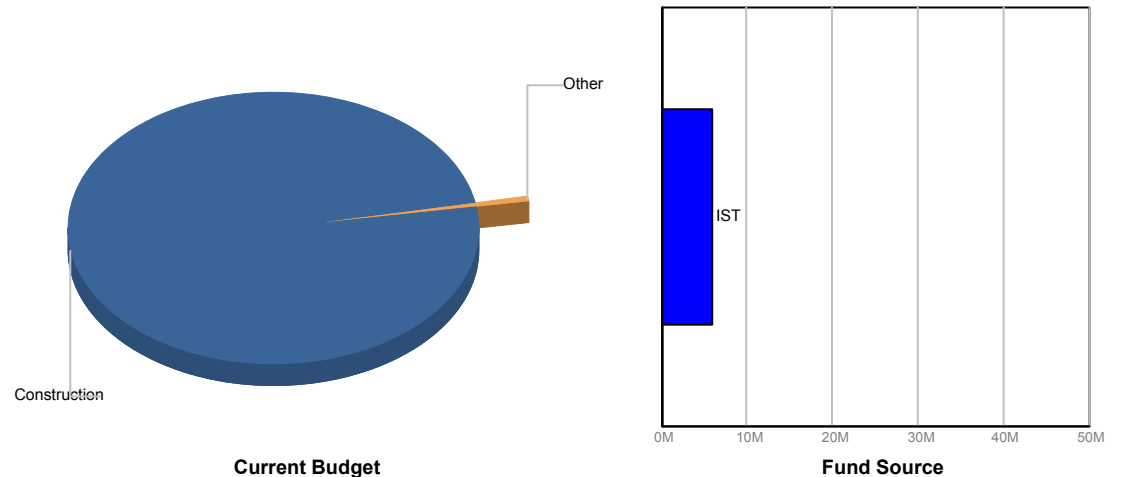
#### Consultant

SBE 25%  
Local 25%  
WBE 0%  
MBE 6.13%

#### Contractor

SBE TBD  
Local TBD  
WBE TBD  
MBE TBD

### FUNDING



### FINANCIAL SUMMARY

	Project Budget	Committed	% Committed	Paid To Date
	A	B	C=B/A	D
Construction	\$5,970,000	\$17,944	0.30%	\$17,944
Other	\$30,000	\$227,374	757.91%	\$73,156
<b>TOTAL</b>	<b>\$6,000,000</b>	<b>\$245,318</b>	<b>4.09%</b>	<b>\$91,100</b>

### NOTES

Due to surveys not yet completed because of issues coordinating requests by Parks to Public Works, completion of Turf design has been delayed, with a current anticipated completion by 6/30/2022. CID, Legal and FDO Director have conducted several meetings and had many communications over the past months to determine the Construction/CM RFP method; and it is still TBD. Design & schedule meetings being held on 1st Wednesday of each month.

# Monthly Infrastructure Sales Tax Project Report

## Large Cap Projects

Data Date: 3/17/2022

Report Date: 3/31/2022

### DESCRIPTION/TEAM

### SCOPE

### PHOTO

**Project Title:** Caloosa Park Athletic Field Renovation

Replacement of existing grass field turf with synthetic turf on multi-purpose field 1 & 3 as well as softball field 4.  
Funded: FY 2020 \$4,000,000



Project Number: T100  
BCC District: 04  
Delivery Method: TBD  
Category: A06-Athletic Field Renovations  
Status: Design  
Designer: Florida Transportation Engineering  
Contractor: TBD  
Project Manager: Stuart Patterson

### SCHEDULE SUMMARY

	Original	Actual
Begin Existing Site Surveys	1/29/2020	1/29/2020
Complete Existing Site Surveys	6/30/2020	5/18/2020
Finalization of Existing Site Surveys	8/30/2020	9/18/2020
Design RFP Proposals Due	9/4/2020	9/10/2020
Design RFP Final Selection	10/29/2020	10/29/2020
Consultant Contract Issuance	12/14/2020	4/20/2021
Design Completion	7/2/2021	
Turf Supplier RFP Proposal Due	4/30/2021	

### PARTICIPATION

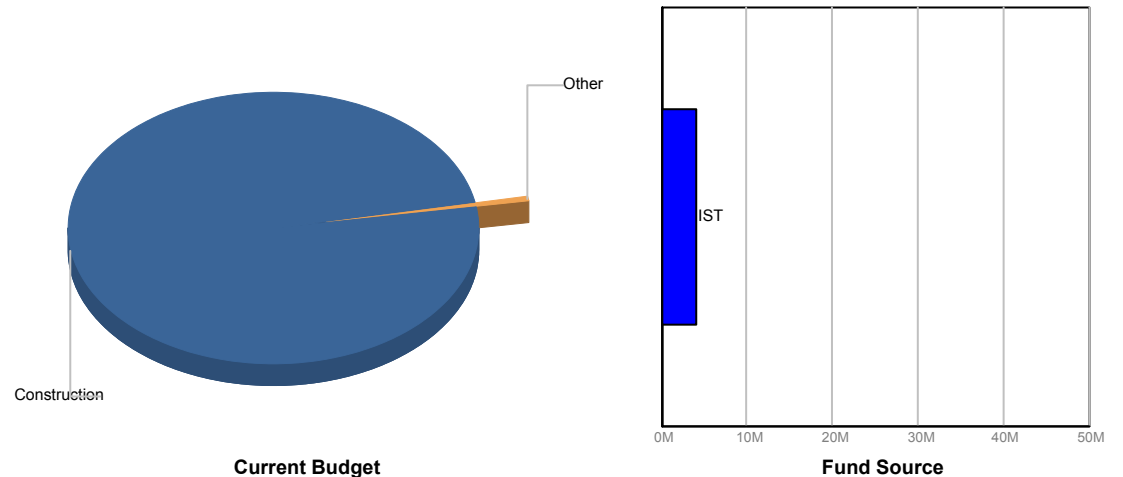
#### Consultant

SBE 25%  
Local 25%  
WBE 0%  
MBE 6.13%

#### Contractor

SBE TBD  
Local TBD  
WBE TBD  
MBE TBD

### FUNDING



### FINANCIAL SUMMARY

	Project Budget	Committed	% Committed	Paid To Date
	A	B	C=B/A	D
Construction	\$3,980,000	\$228,025	5.73%	\$75,108
Other	\$20,000	\$12,016	60.08%	\$12,016
<b>TOTAL</b>	<b>\$4,000,000</b>	<b>\$240,040</b>	<b>6.00%</b>	<b>\$87,124</b>

### NOTES

Due to surveys not yet completed because of issues coordinating requests by Parks to Public Works, completion of Turf design has been delayed, with a current anticipated completion by 6/30/2022. CID, Legal and FDO Director have conducted several meetings and had many communications over the past months to determine the Construction/CM RFP method; and it is still TBD. Design & schedule meetings being held on 1st Wednesday of each month.



# Monthly Infrastructure Sales Tax Project Report

## Large Cap Projects

Data Date: 3/17/2022

Report Date: 3/31/2022

### DESCRIPTION/TEAM

### SCOPE

### PHOTO

**Project Title:** JPP Athletic Field Renovation

Replacement of existing grass field turf with synthetic turf on the Miracle League Field as well as softball fields 2 & 3.  
Funded: FY 2020 \$3,222,000



Project Number: T101  
BCC District: 03  
Delivery Method: TBD  
Category: A06-Athletic Field Renovations  
Status: Design  
Designer: Florida Transportation Engineering  
Contractor: TBD  
Project Manager: Stuart Patterson

### SCHEDULE SUMMARY

	Original	Actual
Begin Existing Site Surveys	1/29/2020	1/29/2020
Complete Existing Site Surveys	6/30/2020	5/18/2020
Finalization of Existing Site Surveys	8/30/2020	9/18/2020
Design RFP Proposals Due	9/4/2020	9/10/2020
Design RFP Final Selection	10/29/2020	10/29/2020
Consultant Contract Issuance	12/14/2020	4/20/2021
Design Completion	7/2/2021	
Turf Supplier RFP Proposal Due	4/30/2021	

### PARTICIPATION

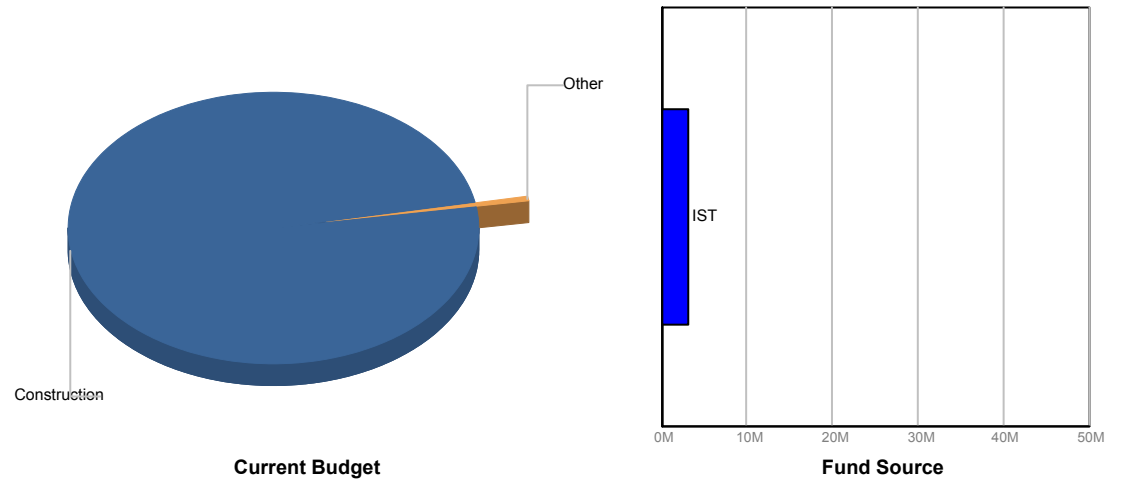
#### Consultant

SBE 25%  
Local 25%  
WBE 0%  
MBE 6.13%

#### Contractor

SBE TBD  
Local TBD  
WBE TBD  
MBE TBD

### FUNDING



### FINANCIAL SUMMARY

	Project Budget	Committed	% Committed	Paid To Date
	A	B	C=B/A	D
Construction	\$3,204,000	\$212,494	6.63%	\$84,334
Other	\$16,000	(\$16,601)	-103.76%	(\$16,601)
<b>TOTAL</b>	<b>\$3,220,000</b>	<b>\$195,893</b>	<b>6.08%</b>	<b>\$67,733</b>

### NOTES

Due to surveys not yet completed because of issues coordinating requests by Parks to Public Works, completion of Turf design has been delayed, with a current anticipated completion by 6/30/2022. CID, Legal and FDO Director have conducted several meetings and had many communications over the past months to determine the Construction/CM RFP method; and it is still TBD. Design & schedule meetings being held on 1st Wednesday of each month.

# Monthly Infrastructure Sales Tax Project Report

## Large Cap Projects

Data Date: 3/17/2022

Report Date: 3/31/2022

### DESCRIPTION/TEAM

### SCOPE

### PHOTO

**Project Title:** Loggers Run Park Athletic Field Renovation  
**Project Number:** T102  
**BCC District:** 05  
**Delivery Method:** TBD  
**Category:** A06-Athletic Field Renovations  
**Status:** Design  
**Designer:** TBD  
**Contractor:** TBD  
**Project Manager:** Stuart Patterson

Replacement of existing grass field turf with synthetic turf on multi-purpose field 1 & 2.  
 FY 2020 IST \$3,200,000  
 FY 2022 IST (\$700,000)



### SCHEDULE SUMMARY

	Original	Actual
Begin Existing Site Surveys	1/29/2020	1/29/2020
Complete Existing Site Surveys	6/30/2020	5/18/2020
Finalization of Existing Site Surveys	8/30/2020	9/18/2020
Design RFP Proposals Due	9/4/2020	9/10/2020
Design RFP Final Selection	10/29/2020	10/29/2020
Consultant Contract Issuance	12/14/2020	4/20/2021
Design Completion	7/2/2021	
Turf Supplier RFP Proposal Due	4/30/2021	

### PARTICIPATION

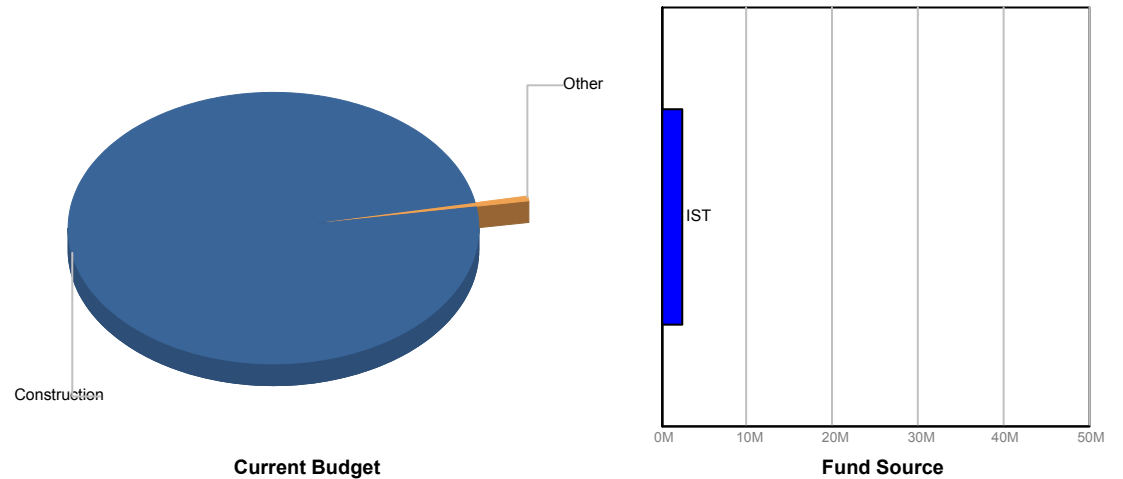
**Consultant**

- SBE 25%
- Local 25%
- WBE 0%
- MBE 6.13%

**Contractor**

- SBE TBD
- Local TBD
- WBE TBD
- MBE TBD

### FUNDING



### FINANCIAL SUMMARY

	Project Budget	Committed	% Committed	Paid To Date
	A	B	C=B/A	D
Construction	\$2,484,000	\$180,799	7.28%	\$62,424
Other	\$16,000	\$14,588	91.17%	\$14,588
<b>TOTAL</b>	<b>\$2,500,000</b>	<b>\$195,386</b>	<b>7.82%</b>	<b>\$77,012</b>

### NOTES

Due to surveys not yet completed because of issues coordinating requests by Parks to Public Works, completion of Turf design has been delayed, with a current anticipated completion by 6/30/2022. CID, Legal and FDO Director have conducted several meetings and had many communications over the past months to determine the Construction/CM RFP method; and it is still TBD. Design & schedule meetings being held on 1st Wednesday of each month.

# Monthly Infrastructure Sales Tax Project Report

## Large Cap Projects

Data Date: 3/17/2022

Report Date: 3/31/2022

### DESCRIPTION/TEAM

### SCOPE

### PHOTO

**Project Title:** Samuel Friedland District Park Expansion  
**Project Number:** T103  
**BCC District:** 06  
**Delivery Method:** TBD  
**Category:** A06-Athletic Field Renovations  
**Status:** Design  
**Designer:** Florida Transportation Engineering  
**Contractor:** TBD  
**Project Manager:** Stuart Patterson

Replacement of existing grass field turf with synthetic turf on multi-purpose field 9 & 10 as well as the open play field.  
 Funded: FY 2020 \$3,000,000



### SCHEDULE SUMMARY

	Original	Actual
Begin Existing Site Surveys	1/20/2020	1/29/2020
Complete Existing Site Surveys	6/30/2020	5/18/2020
Finalization of Existing Site Surveys	8/30/2020	9/18/2020
Design RFP Proposals Due	9/4/2020	9/10/2020
Design RFP Final Selection	10/29/2020	10/29/2020
Consultant Contract Issuance	12/14/2020	4/20/2021
Design Completion	7/2/2021	
Turf Supplier RFP Proposal Due	4/30/2021	

### PARTICIPATION

#### Consultant

SBE TBD

Local TBD

WBE TBD

MBE TBD

#### Contractor

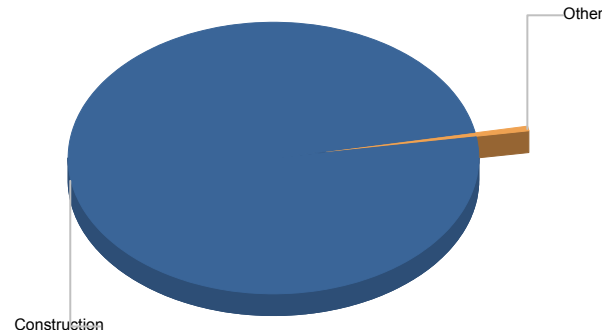
SBE TBD

Local TBD

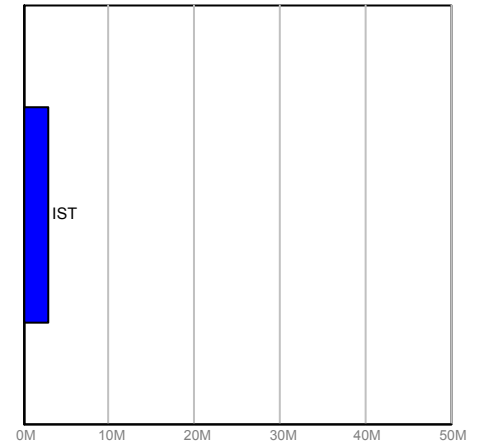
WBE TBD

MBE TBD

### FUNDING



Current Budget



Fund Source

### FINANCIAL SUMMARY

	Project Budget	Committed	% Committed	Paid To Date
	A	B	C=B/A	D
Construction	\$2,985,000	\$180,351	6.04%	\$52,141
Other	\$15,000	\$9,258	61.72%	\$9,258
<b>TOTAL</b>	<b>\$3,000,000</b>	<b>\$189,609</b>	<b>6.32%</b>	<b>\$61,399</b>

### NOTES

Due to surveys not yet completed because of issues coordinating requests by Parks to Public Works, completion of Turf design has been delayed, with a current anticipated completion by 6/30/2022. CID, Legal and FDO Director have conducted several meetings and had many communications over the past months to determine the Construction/CM RFP method; and it is still TBD. Design & schedule meetings being held on 1st Wednesday of each month.

# Monthly Infrastructure Sales Tax Project Report

## Large Cap Projects

Data Date: 3/17/2022

Report Date: 3/31/2022

### DESCRIPTION/TEAM

### SCOPE

### PHOTO

**Project Title:** Westgate Park Restroom and Athletic Field Renovation  
**Project Number:** T110  
**BCC District:** 07  
**Delivery Method:** TBD  
**Category:** E02-Existing Park Redevelopment or Expansion  
**Status:** Design  
**Designer:** Florida Transportation Engineering  
**Contractor:** TBD  
**Project Manager:** Stuart Patterson

Replacement of existing grass field turf with synthetic turf on multi-purpose field 1.  
**Funded:**  
 FY 2020 IST \$250,000  
 FY 2022 IST \$1,750,000



### SCHEDULE SUMMARY

	Original	Actual
Begin Existing Site Surveys	1/29/2020	1/29/2020
Complete Existing Site Surveys	6/30/2020	5/18/2020
Finalization of Existing Site Surveys	8/30/2020	9/18/2020
Design RFP Proposals Due	9/4/2020	9/10/2020
Design RFP Final Selection	10/29/2020	10/29/2020
Consultant Contract Issuance	12/14/2020	4/20/2021
Design Completion	7/2/2021	
Turf Supplier RFP Proposal Due	4/30/2021	

### PARTICIPATION

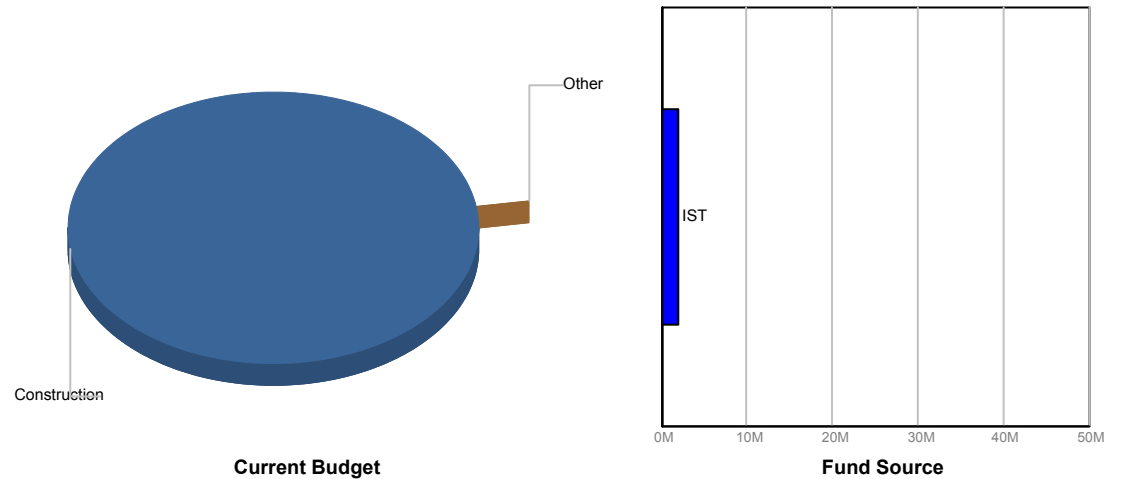
**Consultant**

- SBE 25%
- Local 25%
- WBE 0%
- MBE 6.13%

**Contractor**

- SBE TBD
- Local TBD
- WBE TBD
- MBE TBD

### FUNDING



### FINANCIAL SUMMARY

	Project Budget	Committed	% Committed	Paid To Date
	A	B	C=B/A	D
Construction	\$1,998,750	\$158,633	7.94%	\$58,865
Other	\$1,250	(\$2,965)	-237.19%	(\$3,587)
<b>TOTAL</b>	<b>\$2,000,000</b>	<b>\$155,669</b>	<b>7.78%</b>	<b>\$55,278</b>

### NOTES


Due to surveys not yet completed because of issues coordinating requests by Parks to Public Works, completion of Turf design has been delayed, with a current anticipated completion by 6/30/2022. CID, Legal and FDO Director have conducted several meetings and had many communications over the past months to determine the Construction/CM RFP method; and it is still TBD. Design & schedule meetings being held on 1st Wednesday of each month.

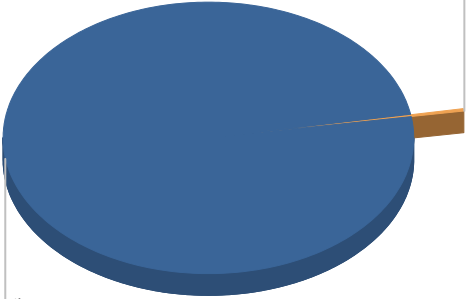
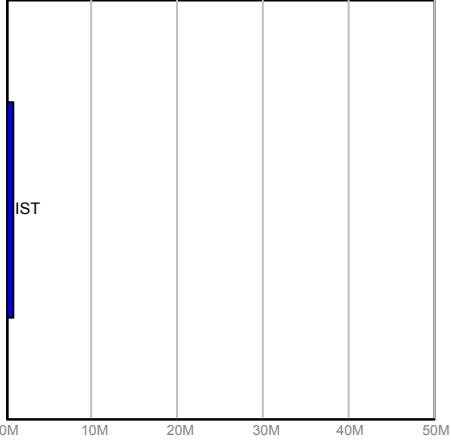
# Monthly Infrastructure Sales Tax Project Report

## Large Cap Projects

Data Date: 3/17/2022

Report Date: 3/31/2022

DESCRIPTION/TEAM	SCOPE	PHOTO
<p><b>Project Title:</b> Dubois Park Var Historic Building Repair and Renovation</p> <p>Project Number: T111</p> <p>BCC District: 01</p> <p>Delivery Method: Annual Contract</p> <p>Category: P08-Public Building Repair Replacement &amp; Expans</p> <p>Status: Construction</p> <p>Designer: N/A</p> <p>Contractor: Robling Architecture Construction</p> <p>Project Manager: Ben Carroll</p>	<p>The project consists of relocating the Pineapple Packing House structure, wood framing repairs, roof replacement and new windows, doors, electrical and HVAC</p> <p>IST FY 2020 - \$250,000</p> <p>IST FY 2021 - \$250,000</p> <p>IST FY 2022 - \$250,000</p> <p>IST FY 2023 - \$250,000</p> <p>IST FY 2024 - \$400,585</p> <p>IST FY 2025 - \$599,415</p>	

SCHEDULE SUMMARY	PARTICIPATION	FUNDING									
<table border="1"> <thead> <tr> <th></th> <th>Original</th> <th>Actual</th> </tr> </thead> <tbody> <tr> <td>Project Start</td> <td>4/12/2021</td> <td>4/12/2021</td> </tr> <tr> <td>Project Completion</td> <td>12/13/2021</td> <td></td> </tr> </tbody> </table>		Original	Actual	Project Start	4/12/2021	4/12/2021	Project Completion	12/13/2021		<p><b>Consultant</b></p> <p>SBE N/A</p> <p>Local N/A</p> <p>WBE N/A</p> <p>MBE N/A</p> <p><b>Contractor</b></p> <p>SBE 10.46%</p> <p>Local 100%</p> <p>WBE 0%</p> <p>MBE 0%</p>	<p><b>Current Budget</b></p>  <p><b>Fund Source</b></p> 
	Original	Actual									
Project Start	4/12/2021	4/12/2021									
Project Completion	12/13/2021										

FINANCIAL SUMMARY				
	Project Budget	Committed	% Committed	Paid To Date
	A	B	C=B/A	D
Construction	\$748,750	\$216,713	28.94%	\$42,980
Other	\$1,250	\$970	77.59%	\$970
<b>TOTAL</b>	<b>\$750,000</b>	<b>\$217,683</b>	<b>29.02%</b>	<b>\$43,950</b>

**NOTES**

Construction ongoing. Project will require much more labor and material than originally anticipated. Pineapple House has been stripped down to the frame. All termite infested wood to be removed and replaced.

# Monthly Infrastructure Sales Tax Project Report

## Large Cap Projects

Data Date: 3/17/2022

Report Date: 3/31/2022

### DESCRIPTION/TEAM

### SCOPE

### PHOTO

**Project Title:** Canyon's District Park New Park Development  
**Project Number:** T122  
**BCC District:** 05  
**Delivery Method:** Construction Manager at Risk  
**Category:** N02-New Park Development  
**Status:** Design  
**Designer:** Architecture Green  
**Contractor:** Kaufman Lynn  
**Project Manager:** Rosalyn Acosta

The project consists of the construction of a 52 acre Park south of Boynton Beach Blvd, along the west side of Acme Dairy Rd. with the Canyon Lakes Communities bordering the south and west limits of the site. The park will be constructed in two phases. Phase I will need to be completed in order to transfer the multi-purpose activities that currently take place on two existing soccer fields located to the west of the park. Once transferred the old soccer fields site will become the site of the new Canyon District Library.

FY 2021 IST \$12,000,000  
 FY 2022 IST \$12,983,740



### SCHEDULE SUMMARY

	Original	Actual
GMP Approval	1/14/2021	5/4/2021
Construction Start	1/27/2021	1/4/2021
Construction Completion	1/27/2022	
Project Completion	3/27/2022	

### PARTICIPATION

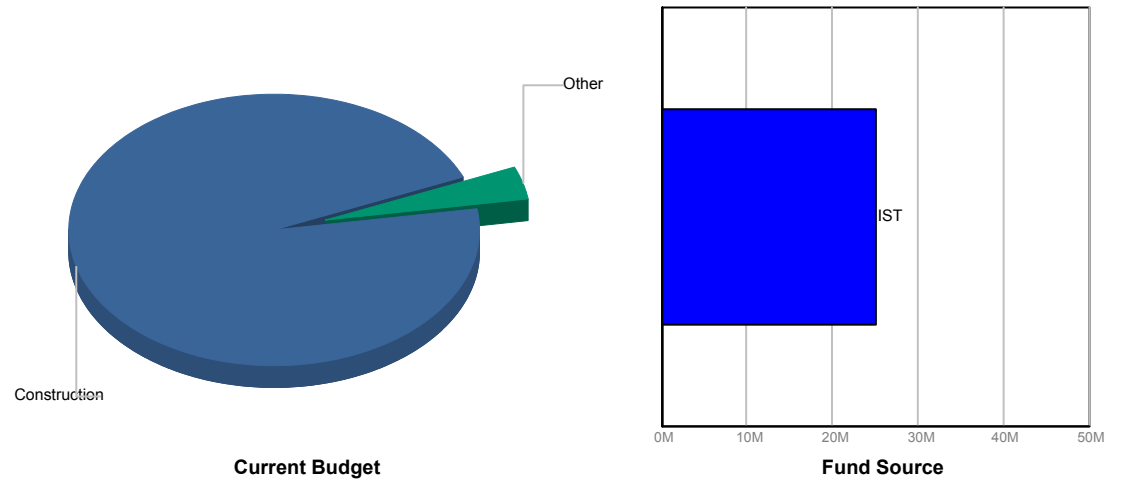
#### Consultant

SBE 75.93%  
 Local 100%  
 WBE 21.41%  
 MBE 0%

#### Contractor

SBE 22.32%  
 Local 100%  
 WBE 22.32%  
 MBE 22.32%

### FUNDING



### FINANCIAL SUMMARY

	Project Budget	Committed	% Committed	Paid To Date
	A	B	C=B/A	D
Design	\$0	\$52,727	0.00%	\$0
Construction	\$23,983,740	\$10,904,739	45.47%	\$6,116,499
Other	\$1,000,000	\$1,041,571	104.16%	\$1,041,571
<b>TOTAL</b>	<b>\$24,983,740</b>	<b>\$11,999,037</b>	<b>48.03%</b>	<b>\$7,158,070</b>

### NOTES


Sod has been installed at multi-purpose fields, grow-in period has begun. Construction continues on all other areas: concession building, maintenance building, fitness trails, etc.

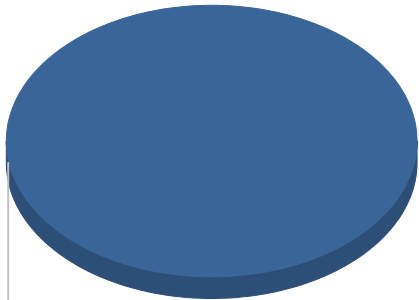
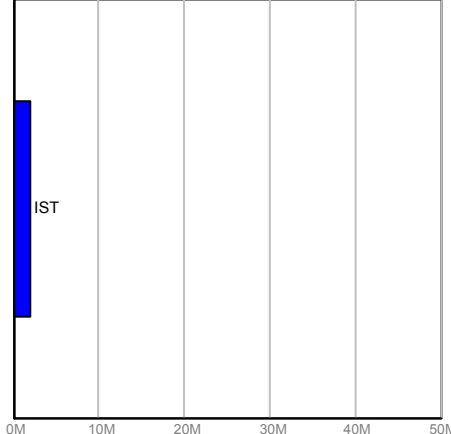
# Monthly Infrastructure Sales Tax Project Report

## Large Cap Projects

Data Date: 3/17/2022

Report Date: 3/31/2022

DESCRIPTION/TEAM	SCOPE	PHOTO
<p><b>Project Title:</b> Okeeheelee Park South Expansion</p> <p>Project Number: T125</p> <p>BCC District: 02</p> <p>Delivery Method:</p> <p>Category: E02-Existing Park Redevelopment or Expansion</p> <p>Status: Construction</p> <p>Designer:</p> <p>Contractor: RCP Shelters</p> <p>Project Manager: Bob Hamilton</p>	<p>Inclusion of new park amenities and accrual of funds for the development of a camping island, picnic island and RV park.</p> <p>FY21: \$1,000,000</p> <p>FY22: \$1,000,000</p> <p>FY23: \$1,075,000</p>	

SCHEDULE SUMMARY	PARTICIPATION	FUNDING									
<table border="1"> <thead> <tr> <th></th> <th>Original</th> <th>Actual</th> </tr> </thead> <tbody> <tr> <td>Start Date</td> <td>9/9/2021</td> <td>9/9/2021</td> </tr> <tr> <td>Completion Date</td> <td>5/31/2022</td> <td></td> </tr> </tbody> </table>		Original	Actual	Start Date	9/9/2021	9/9/2021	Completion Date	5/31/2022		<p><b>Consultant</b></p> <ul style="list-style-type: none"> <li>SBE</li> <li>Local</li> <li>WBE</li> <li>MBE</li> </ul> <p><b>Contractor</b></p> <ul style="list-style-type: none"> <li>SBE</li> <li>Local</li> <li>WBE</li> <li>MBE</li> </ul>	<div style="text-align: center;">  <p>Construction</p> <p><b>Current Budget</b></p> </div> <div style="text-align: center;">  <p><b>Fund Source</b></p> </div>
	Original	Actual									
Start Date	9/9/2021	9/9/2021									
Completion Date	5/31/2022										

FINANCIAL SUMMARY				
	Project Budget	Committed	% Committed	Paid To Date
	A	B	C=B/A	D
Construction	\$2,000,000	\$13,518	0.68%	\$1,675
<b>TOTAL</b>	<b>\$2,000,000</b>	<b>\$13,518</b>	<b>0.68%</b>	<b>\$1,675</b>

**NOTES**

Funds expended to add new wayfinding kiosks to nature trail.



# Monthly Infrastructure Sales Tax Project Report

## Large Cap Projects

Data Date: 3/17/2022

Report Date: 3/31/2022

### DESCRIPTION/TEAM

### SCOPE

### PHOTO

**Project Title:** Glades Pioneer Park Athletic Field Renovation  
**Project Number:** T175  
**BCC District:** 07  
**Delivery Method:** TBD  
**Category:** A06-Athletic Field Renovations  
**Status:** Design  
**Designer:** Florida Transportation Engineering  
**Contractor:** TBD  
**Project Manager:** Stuart Patterson

Replacement of existing grass field turf with synthetic turf on multi-purpose field 1.  
**Funded:**  
 FY 2021 \$210,000  
 FY 2023 \$1,009,000



### SCHEDULE SUMMARY

	Original	Actual
Begin Existing Site Surveys	1/29/2020	1/29/2020
Complete Existing Site Surveys	6/30/2020	5/18/2020
Finalization of Existing Site Surveys	8/30/2020	9/18/2020
Design RFP Final Selection	10/29/2020	10/29/2020
Consultant Contract Issuance	12/14/2020	
Design Completion	7/2/2021	
Turf Supplier RFP Proposal Due	4/30/2021	

### PARTICIPATION

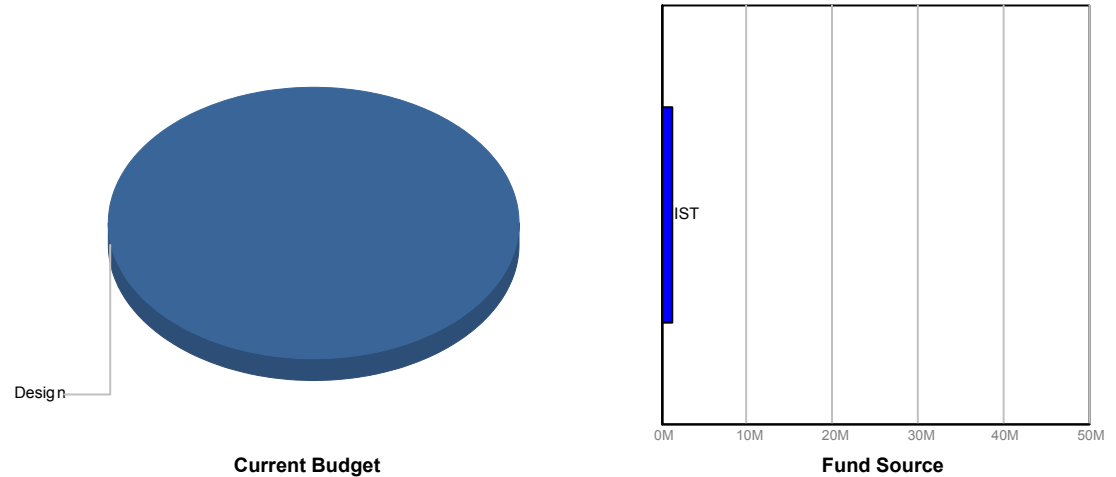
#### Consultant

SBE 25%  
 Local 25%  
 WBE 0%  
 MBE 6.13%

#### Contractor

SBE TBD  
 Local TBD  
 WBE TBD  
 MBE TBD

### FUNDING



### FINANCIAL SUMMARY

	Project Budget	Committed	% Committed	Paid To Date
	A	B	C=B/A	D
Design	\$1,219,000	\$164,509	13.50%	\$49,280
<b>TOTAL</b>	<b>\$1,219,000</b>	<b>\$164,509</b>	<b>13.50%</b>	<b>\$49,280</b>

### NOTES

Due to surveys not yet completed because of issues coordinating requests by Parks to Public Works, completion of Turf design has been delayed, with a current anticipated completion by 6/30/2022. CID, Legal and FDO Director have conducted several meetings and had many communications over the past months to determine the Construction/CM RFP method; and it is still TBD. Design & schedule meetings being held on 1st Wednesday of each month.