



# Monthly Infrastructure Sales Tax Project Report

## Large Cap Projects

Data Date: 3/20/2025

Report Date: 3/31/2025

### DESCRIPTION/TEAM

### SCOPE

### PHOTO

**Project Title:** Headquarters R&R

Project Number: 11206  
 BCC District: 03  
 Delivery Method: Construction Management  
 Category: S06-Sheriff - FDO  
 Status: Close Out  
 Designer: Leo Daly  
 Contractor: Kast Construction  
 Project Manager: Terri Wolfe

The project consists of the exterior hardening of the entire building consisting of new exterior walls, impact resistant doors and windows, roof replacement and structural tie-ins as well as the R&R of all major building systems and interior renovation of approx. 75% of the building. As part of the project, the Board has also approved the temp. relocation of employees occupying approx. 70% of the space to ensure continuity of operations during the construction, reduce the overall duration of the project and therefore total project cost. This project is funded in:  
 FY 2017 IST \$1,600,000, FY 2019 IST \$11,047,000  
 FY 2020 IST \$10,835,000, FY 2021 IST \$17,620,000  
 FY 2022 IST \$6,577,994  
 Ad Valorem Fund Allocated to date \$8,953,189



### SCHEDULE SUMMARY

	Original	Actual
Project Start	3/14/2016	3/14/2016
Design Start	5/9/2017	5/9/2017
Construction Start	1/31/2019	3/22/2021
Substantial Completion	8/23/2022	12/8/2023
Project Completion	3/24/2023	

### PARTICIPATION

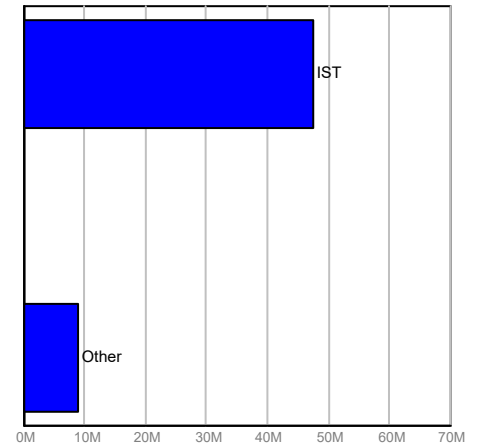
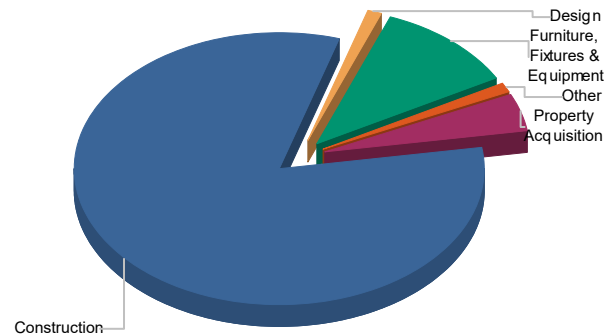
#### Consultant

SBE 24.71%  
 Local 100%  
 WBE N/A  
 MBE N/A

#### Contractor

SBE 12.75%  
 Local 100%  
 WBE N/A  
 MBE N/A

### FUNDING



Current Budget

Fund Source

### FINANCIAL SUMMARY

	Project Budget	Committed	% Committed	Paid To Date
	A	B	C=B/A	D
Property Acquisition	\$2,537,653	\$2,478,256	97.66%	\$2,537,653
Design	\$667,425	\$83,588	12.52%	\$83,588
Construction	\$46,514,675	\$45,679,256	98.20%	\$45,672,332
Furniture, Fixtures & Equipment	\$6,365,963	\$5,381,821	84.54%	\$5,304,157
Other	\$544,359	\$469,672	86.28%	\$417,736
<b>TOTAL</b>	<b>\$56,630,075</b>	<b>\$54,092,594</b>	<b>95.52%</b>	<b>\$54,015,467</b>

### NOTES

Final pay application #41 is still pending due to the need for updated schedules and the Fire Alarm closeout documents. Kast staff is working to rectify.



# Monthly Infrastructure Sales Tax Project Report

## Large Cap Projects

Data Date: 3/20/2025

Report Date: 3/31/2025

### DESCRIPTION/TEAM

### SCOPE

### PHOTO

**Project Title:** Ocean Inlet Park and Marina Renovation

Project Number: 13367  
 BCC District: 04  
 Delivery Method: Hard Bid  
 Category: P08-Public Building Repair Replacement & Expans  
 Status: Construction  
 Designer: Alan Gerwig & Associates, Inc.  
 Contractor: Poseidon  
 Project Manager: Rich Avery

The project consists of the replacement of marina components as well as new components including bulkhead wall, floating docks, floating finger docks, fixed dock, boat lifts, floating wave attenuator, landscaping, and replacement of the current Marina/Restroom and concession buildings. The project will be constructed in two phases. Phase one will consist of marina bulkhead, dock reconstruction and wave attenuator construction. The remaining scope to be completed during phase 2.

Total available funding for this project consists of \$2,500,000 FY18 IST funds, \$2,500,000 FY20 Find Grant funds, \$3,200,000 FY23 IST funds, and \$5,408,000 FY24 IST funds.



### SCHEDULE SUMMARY

	Original	Actual
Phase I Start	2/5/2018	2/4/2018
Design Start	10/22/2018	10/22/2018
Construction Start	12/3/2019	11/1/2021
Substantial Completion	11/1/2022	7/8/2024

### PARTICIPATION

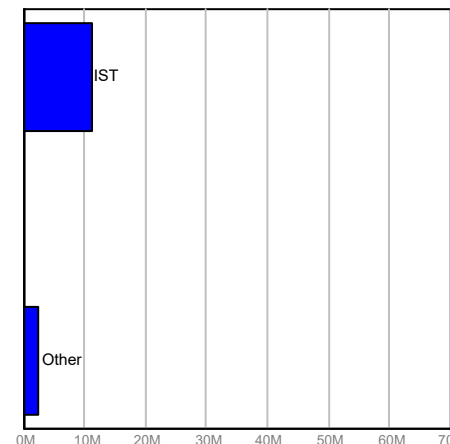
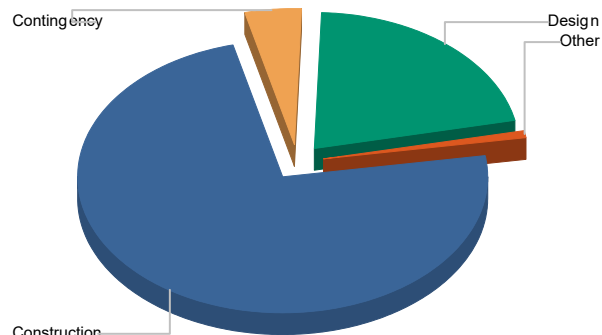
#### Consultant

SBE 82.50%  
 Local 100%  
 WBE N/A  
 MBE N/A

#### Contractor

SBE 92.67  
 Local 92.67  
 WBE N/A  
 MBE N/A

### FUNDING



### FINANCIAL SUMMARY

	Project Budget	Committed	% Committed	Paid To Date
	A	B	C=B/A	D
Design	\$2,900,600	\$355,555	12.26%	\$310,290
Construction	\$10,027,806	\$1,803,329	17.98%	\$1,693,136
Other	\$108,500	\$136,715	126.00%	\$136,702
Contingency	\$600,000	\$0	0.00%	\$0
<b>TOTAL</b>	<b>\$13,636,906</b>	<b>\$2,295,599</b>	<b>16.83%</b>	<b>\$2,140,128</b>

### NOTES

A design solution for the dock platform extensions has been settled upon. The platform fabricator has provided a proposal, which is currently under review and awaiting approval. Once approved, the fabricator will provide shop drawings for review and approval prior to commencing fabrication and installation. Negotiations with the General Contractor to resolve pending change proposals are underway.






# Monthly Infrastructure Sales Tax Project Report

## Large Cap Projects

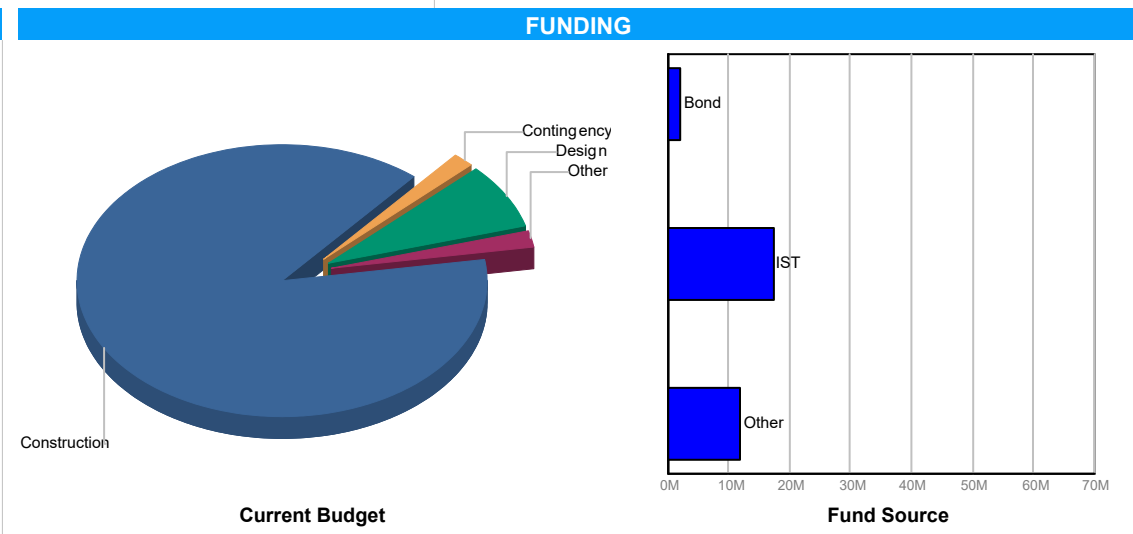
Data Date: 3/20/2025

Report Date: 3/31/2025

DESCRIPTION/TEAM	SCOPE	PHOTO
<p><b>Project Title: Evidence Building</b></p> <p>Project Number: 14218            BCC District: 03            Delivery Method: Construction Management            Category: S06-Sheriff - FDO            Status: Close Out            Designer: Leo Daly            Contractor: Pirtle Construction            Project Manager: Jeffrey Halverson</p>	<p>The project consists of a new 2-story Evidence Storage/Crime Scene/Crime Lab Facility (Approximately 87,000 GSF) and a 12,000 GSF metal building for impound vehicle storage. The main facility will house property seized by the Sheriff's Office, Administrative Offices, Evidence Processing via the crime scene investigation unit and the crime lab. Monitored cameras, motion detectors, and restricted access with electronic logging will be provided. The facility will accommodate secure vehicle garage bays that can store large vehicles (i.e. 56' long trailers) holding evidence for investigation or transport. Site Development (16 Acres) to include user parking (public, booking officers &amp; staff), a fenced/gated impound lot (350 surface spaces). IST Funding: FY17 \$4,395,000 FY18 \$13,202,000 FY19 \$3,739,540. Other Fund: \$10,217,539.5</p>	 <p style="text-align: center;">  <span style="margin-left: 20px;">Palm Beach County Sheriff's Office Forensic Facility</span>  <span style="margin-left: 5px;">04-18-20</span> </p>

SCHEDULE SUMMARY		
	Original	Actual
Project Start	3/30/2016	12/21/2016
Design Start	6/28/2017	6/28/2017
Construction Start	7/5/2018	4/29/2019
Substantial Completion	11/5/2019	10/30/2020
Project Completion	11/26/2019	

PARTICIPATION	
<b>Consultant</b>	
SBE	33.21%
Local	78.96%
WBE	N/A
MBE	N/A
<b>Contractor</b>	
SBE	21.60%
Local	55%
WBE	N/A
MBE	N/A



FINANCIAL SUMMARY				
	Project Budget	Committed	% Committed	Paid To Date
	A	B	C=B/A	D
Design	\$2,461,526	\$2,461,526	100.00%	\$2,452,041
Construction	\$27,998,127	\$27,998,128	100.00%	\$27,491,609
Furniture, Fixtures & Equipment	\$0	\$0	0.00%	\$0
Other	\$602,158	\$602,158	100.00%	\$602,158
Contingency	\$492,268	\$492,268	100.00%	\$492,268
<b>TOTAL</b>	<b>\$31,554,080</b>	<b>\$31,554,080</b>	<b>100.00%</b>	<b>\$31,038,077</b>

### NOTES

The design proposal for Air Handling Unit #6 backup received additional funding approval at the Surtax Oversight Committee meeting and will now proceed concurrent with the construction contract to the BCC for approval. A meeting was held with PBSO and FD&O regarding AHU #6, and comments from PBSO have been forwarded to the design team for review.



# Monthly Infrastructure Sales Tax Project Report

## Large Cap Projects

Data Date: 3/20/2025

Report Date: 3/31/2025

### DESCRIPTION/TEAM

### SCOPE

### PHOTO

**Project Title:** CR 880 Canal Bank Stabilization

Project Number: 1448  
 BCC District: 06  
 Delivery Method: Bid Contract Award  
 Category: C02-CR 880 Canal Bank Stabilization  
 Status: Construction  
 Designer: Wantman Group  
 Contractor: Dickerson Florida, Inc.  
 Project Manager: Holly Knight

This project will repair, restore, and stabilize the embankment along a portion of County Road 880. The South Florida Water Management District's L-13 Canal parallels and is very close to County Road 880. The embankment area for County Road 880 to the canal is minimal. The undermining of the County Road 880 embankment continues due to storm events and increased South Florida Water Management District pumping and has progressively deteriorated. Repair of the embankment is necessary to prevent the eventual collapse of County Road 880 and to ensure the integrity of County Road 880 and provide a safe roadway for the public.  
 IST Funds: FY17 \$1,000,000 FY18 \$2,000,000 FY24 \$2,000,000.



### SCHEDULE SUMMARY

	Original	Actual
Construction Notice to Proceed	6/5/2017	6/5/2017
Phase III Construction Complete	11/2/2017	10/20/2017
Phase IV-Construction Notice to Proceed	6/1/2018	7/9/2018
Phase IV-Construction Complete	12/1/2018	3/27/2019
Phase V-Construction Notice to Proceed	6/1/2019	7/1/2019
Phase V-Construction Complete	12/1/2019	11/20/2019

### PARTICIPATION

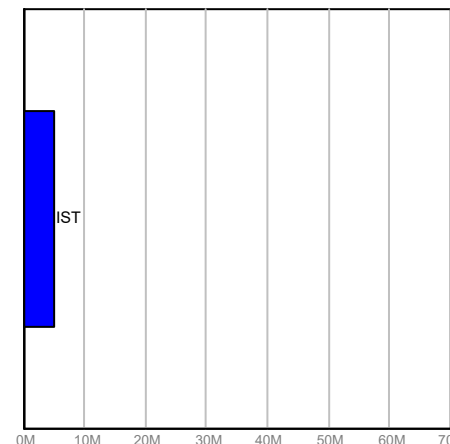
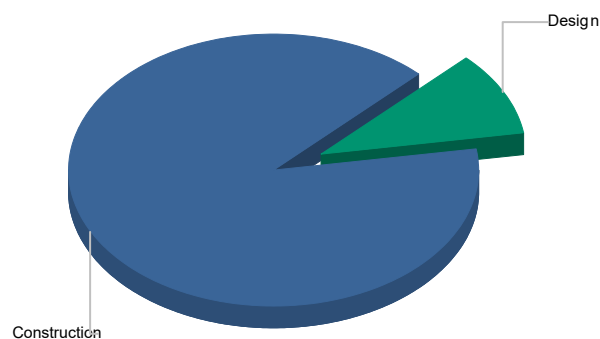
#### Consultant

SBE 15%  
 Local 100%  
 WBE 0%  
 MBE 0%

#### Contractor

SBE 23.4%  
 Local 23.4%  
 WBE 0%  
 MBE 0%

### FUNDING



Current Budget

Fund Source

### FINANCIAL SUMMARY

	Project Budget	Committed	% Committed	Paid To Date
	A	B	C=B/A	D
Design	\$500,000	\$75,698	15.14%	\$75,698
Construction	\$4,500,000	\$2,544,219	56.54%	\$2,318,489
Contingency	\$0	\$0	0.00%	\$0
<b>TOTAL</b>	<b>\$5,000,000</b>	<b>\$2,619,917</b>	<b>52.40%</b>	<b>\$2,394,188</b>

### NOTES

Phases I and II (constructing adjacent locations) were completed in FY 2015 and FY 2016 using non-IST funding. Phase III construction is funded at \$1,000,000 in FY 2017. Construction for Phases IV & V are funded at \$2,000,000 in FY 2018. Construction is complete for Phases III, IV and V. Phase VI construction is delayed pending design review/revision and bid process.



# Monthly Infrastructure Sales Tax Project Report

## Large Cap Projects

Data Date: 3/20/2025

Report Date: 3/31/2025

### DESCRIPTION/TEAM

### SCOPE

### PHOTO

**Project Title:** 6th Ave. So. over Lake Osborne (LWDD E-4 Canal)(S Br/ East bound) (934307)  
**Project Number:** 1464  
**BCC District:** 03  
**Delivery Method:** Design CCNA  
**Category:** B08-Bridge Replacements  
**Status:** Close Out  
**Designer:** Stantec  
**Contractor:** Ranger  
**Project Manager:** Will Carey

This project will replace an existing bridge that was built over 50 years ago. The new bridge will improve traffic safety (lane widths, bike lanes and barrier walls), improve roadway drainage, and enhance pedestrian sidewalk safety. The new bridge will also provide greater vertical clearance.



### SCHEDULE SUMMARY

	Original	Actual
Design Contract Notice to Proceed	7/17/2018	7/17/2018
Design Completion	12/1/2020	2/14/2021
Construction Bid Date	3/1/2021	5/4/2021
Construction Start	12/1/2021	2/14/2022
Construction Complete	5/1/2024	

### PARTICIPATION

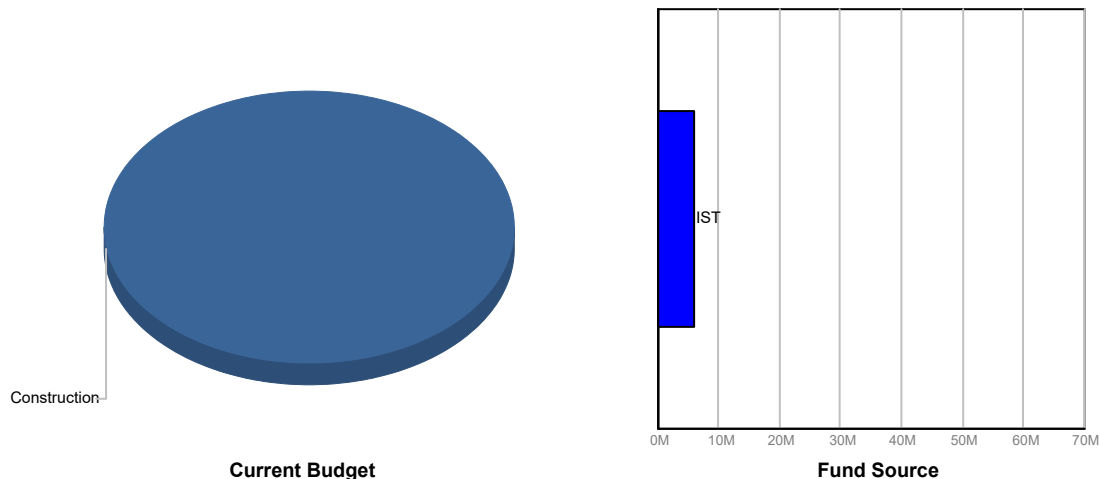
#### Consultant

SBE 25%  
 Local 100%  
 WBE 0%  
 MBE 0%

#### Contractor

SBE 11%  
 Local 100%  
 WBE 0%  
 MBE 0%

### FUNDING



### FINANCIAL SUMMARY

	Project Budget	Committed	% Committed	Paid To Date
	A	B	C=B/A	D
Construction	\$6,000,000	\$5,917,379	98.62%	\$5,771,690
<b>TOTAL</b>	<b>\$6,000,000</b>	<b>\$5,917,379</b>	<b>98.62%</b>	<b>\$5,771,690</b>

### NOTES

This project is funded with 5-Year Road Program (RP) funding and IST funding. Design (using RP funds) is complete. The project was bid on 5/4/21 - with apparent low bid of \$ 11.1m The IST partially funds the construction of the project at \$6m in FY 2020. Construction is complete - working on closing documents.



# Monthly Infrastructure Sales Tax Project Report

## Large Cap Projects

Data Date: 3/20/2025

Report Date: 3/31/2025

### DESCRIPTION/TEAM

### SCOPE

### PHOTO

**Project Title:** CR 880 (Old SR 80) Over C-51 Canal (930940)  
**Project Number:** 1480  
**BCC District:** 06  
**Delivery Method:** Design CCNA  
**Category:** B08-Bridge Replacements  
**Status:** Design  
**Designer:** Alan Gerwig & Assoc.  
**Contractor:** TBD (Bid)  
**Project Manager:** Maroun Azzi

This project will replace an existing bridge that was built over 80 years ago. The new bridge will improve traffic safety (lane widths and vehicle barrier walls). The current bridge is weight restricted.



### SCHEDULE SUMMARY

	Original	Actual
Design Contract Notice to Proceed	11/9/2018	11/9/2018
Design Completion	12/1/2025	
Construction Bid Date	4/1/2026	
Construction Start	9/1/2026	
Construction Complete	6/1/2028	

### PARTICIPATION

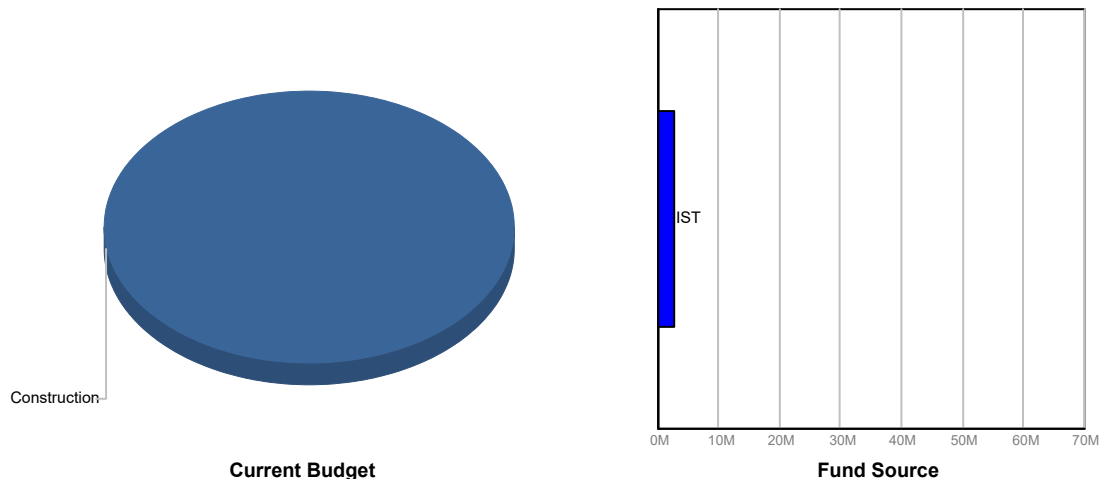
**Consultant**

- SBE 94.3%
- Local 100%
- WBE 0%
- MBE 0%

**Contractor**

- SBE TBD
- Local TBD
- WBE TBD
- MBE TBD

### FUNDING



### FINANCIAL SUMMARY

	Project Budget	Committed	% Committed	Paid To Date
	A	B	C=B/A	D
Construction	\$2,700,000	\$13,710	0.51%	\$13,710
<b>TOTAL</b>	<b>\$2,700,000</b>	<b>\$13,710</b>	<b>0.51%</b>	<b>\$13,710</b>

### NOTES

This project is funded with 5-Year Road Program (RP) funding and IST funding. Design (using 5-Year RP funds) is ongoing (80% complete). The construction of the project is currently estimated at \$5.8m. The IST partially funds the construction of the project at \$2.7m in FY 2019. The project is currently scheduled to begin construction in late FY25. The scheduled dates have been revised to depict design and permitting delays.



# Monthly Infrastructure Sales Tax Project Report

## Large Cap Projects

Data Date: 3/20/2025

Report Date: 3/31/2025

### DESCRIPTION/TEAM

### SCOPE

### PHOTO

**Project Title: Main Detention Center Electronics**

Project Number: 15218  
 BCC District: 03  
 Delivery Method: Construction Management  
 Category: S06-Sheriff - FDO  
 Status: Close Out  
 Designer: Leo A. Daly  
 Contractor: Hedrick Brothers Construction  
 Project Manager: Jeffrey Halverson

Phase II - Electronics for the South, East, and West Towers at the Main Detention Center, which have continually operated since the early 1980's. These systems include door controls, intercom, nurse's call system, CCTV, upgrade of EST3 software for fire alarm and new infrastructure for the future expansion of the CCTV system.  
 Main Detention Center Electronics (B594) IST Funding  
 FY 2017 IST \$5,600,000  
 FY 2018 IST \$4,700,000  
 FY 2024 IST \$ 1,256,600  
 Ad Valorem \$1,021,161



### SCHEDULE SUMMARY

	Original	Actual
Project Start	7/9/2015	6/9/2015
Design Start	6/21/2016	6/21/2016
Construction Start	3/19/2018	5/17/2018
Substantial Completion	3/15/2022	8/10/2020
Project Completion	6/30/2022	

### PARTICIPATION

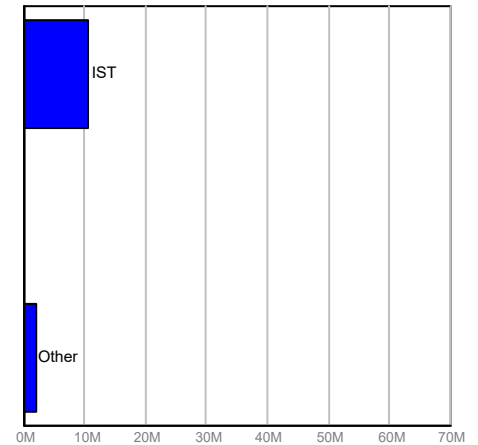
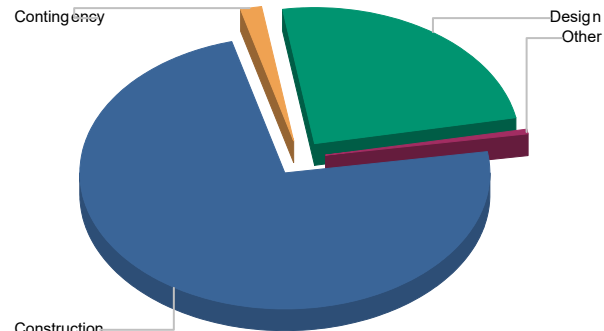
**Consultant**

- SBE 22.60%
- Local 67%
- WBE N/A
- MBE N/A

**Contractor**

- SBE 76.79%
- Local 80%
- WBE N/A
- MBE N/A

### FUNDING



Current Budget

Fund Source

### FINANCIAL SUMMARY

	Project Budget	Committed	% Committed	Paid To Date
	A	B	C=B/A	D
Design	\$3,096,507	\$3,053,730	98.62%	\$2,933,781
Construction	\$9,210,331	\$7,227,727	78.47%	\$7,189,534
Furniture, Fixtures & Equipment	\$0	\$0	0.00%	\$0
Other	\$55,740	\$62,260	111.70%	\$62,260
Contingency	\$215,183	\$0	0.00%	\$0
<b>TOTAL</b>	<b>\$12,577,761</b>	<b>\$10,343,717</b>	<b>82.24%</b>	<b>\$10,185,575</b>

### NOTES

The closeout target date is delayed pending Fire Marshal approval. The remaining funds will be used for replacement of the fire alarm system, which is now approaching end of life.



# Monthly Infrastructure Sales Tax Project Report

## Large Cap Projects

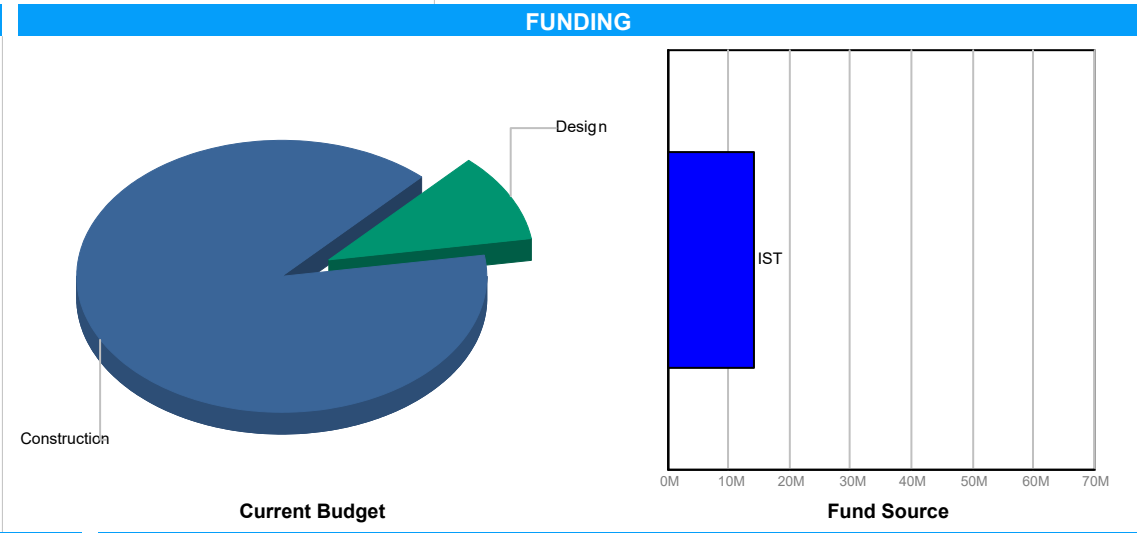
Data Date: 3/20/2025

Report Date: 3/31/2025

DESCRIPTION/TEAM	SCOPE	PHOTO
<p><b>Project Title:</b> Palm Beach Lakes Blvd over FEC R/R</p> <p>Project Number: 1532            BCC District: 07            Delivery Method: Design CCNA            Category: B04-Bridge Modifications            Status: Design            Designer: HNTB            Contractor: TBD            Project Manager: Maroun Azzi</p>	<p>This project will rehabilitate an existing bridge that was built over 50 years ago. The project will improve traffic safety (lane widths, pedestrian barrier, railings) and may involve other improvements such as shoulders, bike lanes, and sidewalks.</p> <p>FY 2017 IST \$1,500,000            FY 2021 IST \$4,500,000            FY 2025 IST \$8,300,000</p>	

SCHEDULE SUMMARY		
	Original	Actual
Project Start	9/30/2017	9/30/2017
Consultant Procurement Finish	9/3/2019	12/1/2019
Study Start	4/7/2020	4/7/2020
Design Complete	4/1/2026	
Permit Application	6/1/2024	
Permit Issued	12/25/2025	
Construction Start	1/1/2027	
Construction Complete	1/1/2029	
Study Complete	5/1/2022	4/1/2022
Design Start	4/1/2023	5/10/2023

PARTICIPATION	
<b>Consultant</b>	
SBE	36.5%
Local	96%
WBE	TBD
MBE	TBD
<b>Contractor</b>	
SBE	TBD
Local	TBD
WBE	TBD
MBE	TBD



FINANCIAL SUMMARY				
	Project Budget	Committed	% Committed	Paid To Date
	A	B	C=B/A	D
Design	\$1,500,000	\$1,608,316	107.22%	\$574,350
Construction	\$12,800,000	\$61,011	0.48%	\$61,011
Other	\$0	\$15,327	0.00%	\$15,327
Contingency	\$0	\$0	0.00%	\$0
<b>TOTAL</b>	<b>\$14,300,000</b>	<b>\$1,684,654</b>	<b>11.78%</b>	<b>\$650,688</b>

**NOTES**

Initial coordination has been completed with stakeholders including the City of West Palm Beach and the Community Redevelopment Agency to determine scope and design parameters for the rehabilitation of the bridge superstructure. Design is ongoing (35% complete). The scheduled dates have been revised to depict coordination, planning, and scope delays.





# Monthly Infrastructure Sales Tax Project Report

## Large Cap Projects

Data Date: 3/20/2025

Report Date: 3/31/2025

### DESCRIPTION/TEAM

### SCOPE

### PHOTO

**Project Title:** Sections of Jog Road

This project consists of restriping sections of Jog Road.

Project Number: 1537  
 BCC District: Multiple  
 Delivery Method: Annual Striping Contract  
 Category: S16-Striping  
 Status: Construction  
 Designer: N/A  
 Contractor: Oglesby  
 Project Manager: Larry Kelly

FY 2017 \$350,000  
 FY 2021 \$150,000  
 FY 2022 \$100,000  
 FY 2023 \$100,000  
 FY 2024 \$200,000  
 FY 2026 \$200,000



### SCHEDULE SUMMARY

### PARTICIPATION

### FUNDING

	Original	Actual
Summit to Gun Club Complete	9/20/2017	9/20/2017
PGA to Hood Complete	10/31/2017	10/31/2017
10th Avenue N. to Summit Complete	1/22/2018	1/22/2018
Wallis to Roebuck Complete	3/7/2018	3/7/2018
Gateway to S. of Hypoluxo Complete	12/17/2018	10/18/2018
Glades to NW 55th St.	3/19/2019	3/19/2019
Hood to Donald Ross	12/2/2020	12/12/2020
N. Oriole to Lake Ida	4/3/2021	3/9/2021
Beeline to Northlake	5/11/2023	5/11/2023
Yamato to Clint Moore	11/3/2023	11/3/2023
45th Street to Beeline	2/7/2025	2/7/2025

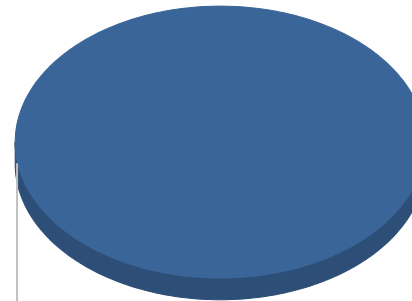
#### Consultant

SBE N/A  
 Local N/A  
 WBE N/A  
 MBE N/A

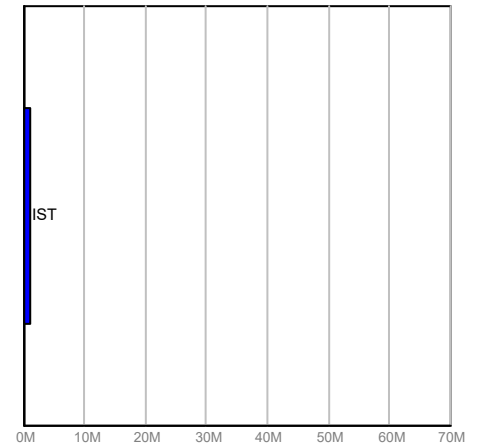
#### Contractor

SBE 61%  
 Local 61%  
 WBE 0%  
 MBE 0%

Construction



Current Budget



Fund Source

### FINANCIAL SUMMARY

### NOTES

	Project Budget	Committed	% Committed	Paid To Date
	A	B	C=B/A	D
Design	\$0	\$0	0.00%	\$0
Construction	\$1,100,000	\$494,448	44.95%	\$494,448
Contingency	\$0	\$0	0.00%	\$0
<b>TOTAL</b>	<b>\$1,100,000</b>	<b>\$494,448</b>	<b>44.95%</b>	<b>\$494,448</b>

Jog Road is a North-South major County thoroughfare. This project consists of re-striping sections of Jog Road. Restriping continues on an as needed basis.



# Monthly Infrastructure Sales Tax Project Report

## Large Cap Projects

Data Date: 3/20/2025

Report Date: 3/31/2025

### DESCRIPTION/TEAM

### SCOPE

### PHOTO

**Project Title:** CR 880

Resurfacing approximately 2.5 miles (5 lane miles) of a portion of County Road 880 from Main Street to S.R. 80 each year.



Project Number: 1539  
 BCC District: 06  
 Delivery Method: Annual Construction Contract  
 Category: R04-Resurfacing  
 Status: Construction  
 Designer: N/A  
 Contractor: Community  
 Project Manager: Darren Prainito

### SCHEDULE SUMMARY

	Original	Actual
FY 2017 Construction Complete	12/22/2017	12/22/2017
FY 2018 Construction Complete	12/7/2018	11/30/2018
FY 2019 Construction Complete	12/31/2019	11/1/2019
FY 2020 Construction Complete	12/18/2020	12/3/2020
FY 2021 Construction Complete	12/17/2021	10/5/2021
FY 2022 Construction Complete	12/16/2022	7/14/2022
FY 2023 Construction Complete	12/15/2023	11/28/2023
FY 2024 Construction Complete	12/24/2024	1/17/2025
FY 2025 Construction Complete	12/24/2025	

### PARTICIPATION

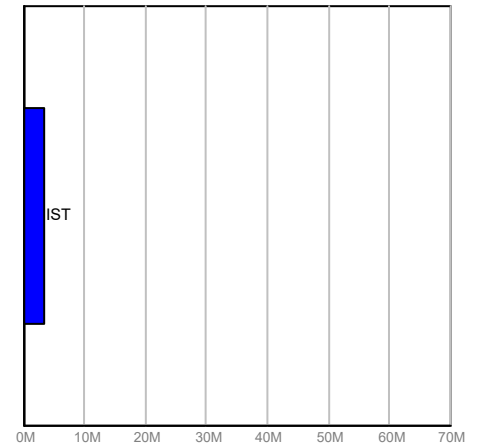
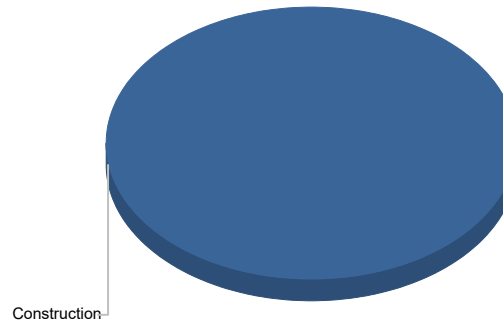
#### Consultant

SBE N/A  
 Local N/A  
 WBE N/A  
 MBE N/A

#### Contractor

SBE 8.7%  
 Local 95.8%  
 WBE 0%  
 MBE 0%

### FUNDING



Current Budget

Fund Source

### FINANCIAL SUMMARY

	Project Budget	Committed	% Committed	Paid To Date
	A	B	C=B/A	D
Design	\$0	\$2,392	0.00%	\$2,392
Construction	\$3,300,000	\$2,329,764	70.60%	\$2,329,763
Contingency	\$0	\$0	0.00%	\$0
<b>TOTAL</b>	<b>\$3,300,000</b>	<b>\$2,332,156</b>	<b>70.67%</b>	<b>\$2,332,155</b>

### NOTES

County Road 880 is approximately 19 miles in length. This project entails resurfacing a portion of County Road 880 each year. Construction complete for FY2017 thru 2024.



# Monthly Infrastructure Sales Tax Project Report

## Large Cap Projects

Data Date: 3/20/2025

Report Date: 3/31/2025

### DESCRIPTION/TEAM

**Project Title:** Brown's Farms Road

Project Number: 1540  
 BCC District: 06  
 Delivery Method: Annual Construction Contract  
 Category: R04-Resurfacing  
 Status: Construction  
 Designer: N/A  
 Contractor: Community  
 Project Manager: Darren Prainito

### SCOPE

Resurfacing approximately 2 miles (4 lane miles) of a portion of Brown's Farm Road from CR 880 to South Terminus each year.

### PHOTO



### SCHEDULE SUMMARY

	Original	Actual
FY 2017 Construction Complete	12/22/2017	12/22/2017
FY 2018 Construction Complete	12/1/2018	11/30/2018
FY 2019 Construction Complete	12/31/2019	11/1/2019
FY 2020 Construction Complete	12/18/2020	12/2/2020
FY2021 Construction Complete	12/17/2021	10/18/2021
FY 2022 Construction Complete	12/22/2022	7/19/2022
FY 2023 Construction Complete	12/19/2023	12/1/2023
FY 2024 Construction Complete	12/24/2024	1/9/2025
FY 2025 Construction Complete	12/24/2025	

### PARTICIPATION

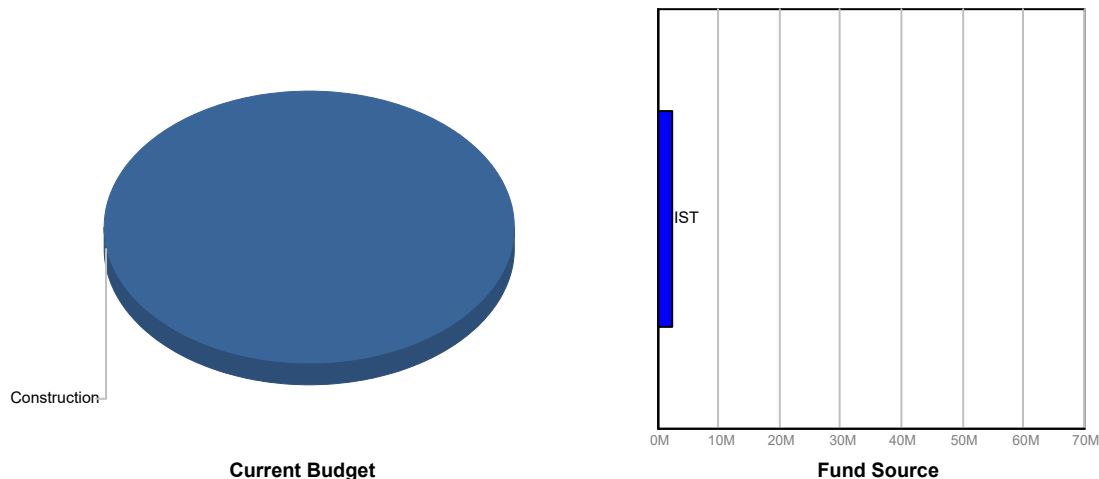
#### Consultant

SBE N/A  
 Local N/A  
 WBE N/A  
 MBE N/A

#### Contractor

SBE 7.4%  
 Local 94.4%  
 WBE 0%  
 MBE 0%

### FUNDING



### FINANCIAL SUMMARY

	Project Budget	Committed	% Committed	Paid To Date
	A	B	C=B/A	D
Design	\$0	\$1,588	0.00%	\$1,588
Construction	\$2,300,000	\$1,819,987	79.13%	\$1,819,987
Contingency	\$0	\$0	0.00%	\$0
<b>TOTAL</b>	<b>\$2,300,000</b>	<b>\$1,821,575</b>	<b>79.20%</b>	<b>\$1,821,575</b>

### NOTES

Brown's Farm Road is approximately 14 miles in length. This project entails resurfacing a portion of Brown's Farm Road each year. Construction complete for FY2017 thru 2024.



# Monthly Infrastructure Sales Tax Project Report

## Large Cap Projects

Data Date: 3/20/2025

Report Date: 3/31/2025

### DESCRIPTION/TEAM

### SCOPE

### PHOTO

**Project Title:** Prosperity Farms Rd. over SFWMD C-17 Canal (934116)  
**Project Number:** 1555  
**BCC District:** 01  
**Delivery Method:** Design CCNA  
**Category:** B08-Bridge Replacements  
**Status:** Design  
**Designer:** Scalar  
**Contractor:** TBD - (bid)  
**Project Manager:** Will Carey

This project will replace an existing bridge that was built over 60 years ago. The new bridge will improve traffic safety (lane widths, bike lanes, parapets), improve roadway drainage, and enhance pedestrian sidewalk safety. Note the current bridge is weight restricted.  
 FY 2018 IST \$500,000  
 FY 2021 IST \$1,500,000  
 FY 2022 IST \$6,000,000



### SCHEDULE SUMMARY

	Original	Actual
Design Contract Notice to Proceed	11/19/2019	11/19/2019
Design Completion	7/1/2025	
Construction Bid Date	11/1/2025	
Construction Start	2/6/2026	
Construction Complete	2/1/2028	

### PARTICIPATION

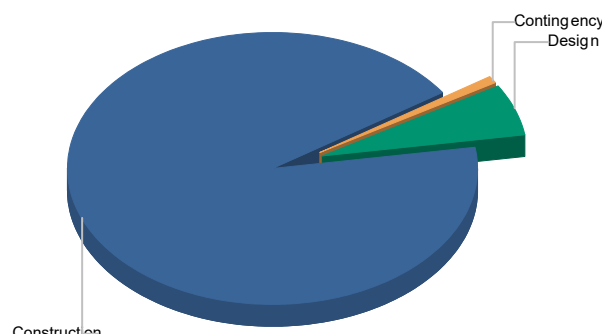
#### Consultant

SBE 98%  
 Local 100%  
 WBE 0%  
 MBE 0%

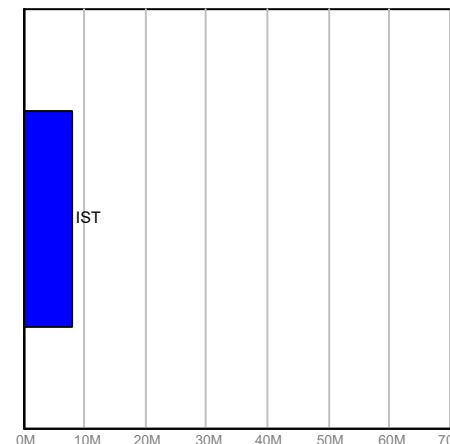
#### Contractor

SBE TBD  
 Local TBD  
 WBE TBD  
 MBE TBD

### FUNDING



Current Budget



Fund Source

### FINANCIAL SUMMARY

	Project Budget	Committed	% Committed	Paid To Date
	A	B	C=B/A	D
Design	\$500,000	\$496,323	99.26%	\$422,436
Construction	\$7,450,000	\$10,810	0.15%	\$10,794
Contingency	\$50,000	\$8,365	16.73%	\$8,365
<b>TOTAL</b>	<b>\$8,000,000</b>	<b>\$515,498</b>	<b>6.44%</b>	<b>\$441,595</b>

### NOTES

Design is ongoing (95% complete). The scheduled dates have been revised to depict design and permitting delays. It is anticipated that a Florida Department of Environmental Protection (FDEP) Resiliency grant of \$4m will be received for the project.



# Monthly Infrastructure Sales Tax Project Report

## Large Cap Projects

Data Date: 3/20/2025

Report Date: 3/31/2025

### DESCRIPTION/TEAM

**Project Title:** Belvedere Rd over E-3 canal (934205 & 934206)  
**Project Number:** 1556  
**BCC District:** 02  
**Delivery Method:** Design CCNA  
**Category:** B08-Bridge Replacements  
**Status:** Design  
**Designer:** Stantec  
**Contractor:** TBD (bid)  
**Project Manager:** Maroun Azzi

### SCOPE

This project will replace the existing bridges that were built over 40 years ago. The new bridge(s) will improve traffic safety (lane widths, bike lanes, parapets), update the guardrail system, improve roadway drainage, restore the slope protection, and enhance pedestrian sidewalk safety.  
 FY 2018 IST \$450,000  
 FY 2021 IST \$1,350,000  
 FY 2022 IST \$300,000

### PHOTO



### SCHEDULE SUMMARY

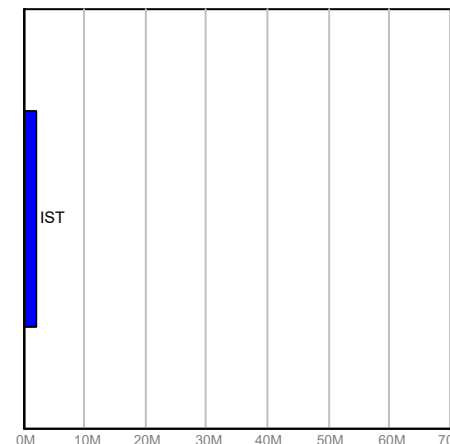
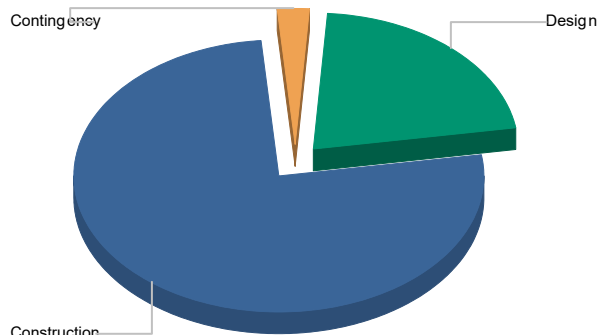
	Original	Actual
Design Contract Notice to Proceed	10/22/2019	10/22/2019
Design Completion	6/1/2025	
Construction Bid Date	10/1/2025	
Construction Start	3/1/2026	
Construction Complete	12/1/2027	

### PARTICIPATION

**Consultant**  
 SBE 30%  
 Local 100%  
 WBE 0%  
 MBE 0%

**Contractor**  
 SBE TBD  
 Local TBD  
 WBE TBD  
 MBE TBD

### FUNDING



Current Budget

Fund Source

### FINANCIAL SUMMARY

	Project Budget	Committed	% Committed	Paid To Date
	A	B	C=B/A	D
Design	\$450,000	\$402,311	89.40%	\$282,540
Construction	\$1,600,000	\$212,801	13.30%	\$5,770
Contingency	\$50,000	\$0	0.00%	\$0
<b>TOTAL</b>	<b>\$2,100,000</b>	<b>\$615,113</b>	<b>29.29%</b>	<b>\$288,310</b>

### NOTES

Design is ongoing (90% complete). The scheduled dates have been revised to reflect design and permitting delays.



# Monthly Infrastructure Sales Tax Project Report

## Large Cap Projects

Data Date: 3/20/2025

Report Date: 3/31/2025

### DESCRIPTION/TEAM

**Project Title:** Various other locations Countywide

Project Number: 1558  
 BCC District: Multiple  
 Delivery Method: Annual Construction Contract  
 Category: D02-Drainage (Pipe Replacements)  
 Status: Construction  
 Designer: N/A  
 Contractor: Hinterland  
 Project Manager: Darren Prainito

### SCOPE

This project will repair and/or replace existing pipe culverts and drainage structures along various roads and canals Countywide. These repairs are needed in order to properly drain and maintain the various roads and canals in a safe operating condition.

### PHOTO



### SCHEDULE SUMMARY

	Original	Actual
Jupiter Farms (133rd Rd. & 156th St.)	8/1/2018	3/12/2018
1069 Edgehill Road	8/15/2018	6/12/2018
Limestone Creek & Palm Garden St.	8/1/2018	7/17/2018
3261 Atlantic Road	8/15/2018	7/1/2018
Van Buren Road @ E-3 Canal	8/1/2018	6/15/2018
19506 Trails End Terrace	8/1/2018	5/11/2018
Jupiter Farms (4 locates)	10/15/2018	8/21/2018
6361 Wood Lake Rd./19650 Red Maple F	10/1/2018	10/1/2018
19598 Trails End Terrace	9/15/2018	8/20/2018
19582 Trails End Terrace	9/1/2018	9/1/2018
6558 Wood Lake Road	9/15/2018	9/14/2018
6126 Wood Lake Road	10/15/2018	12/12/2018
6528 Wood Lake Road	11/1/2018	12/12/2018

### PARTICIPATION

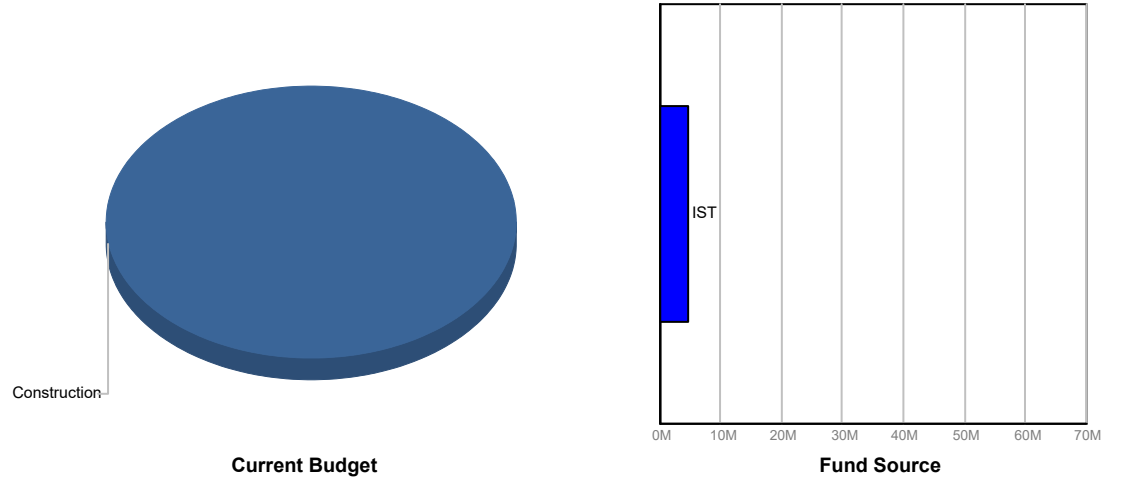
#### Consultant

SBE N/A  
 Local N/A  
 WBE N/A  
 MBE N/A

#### Contractor

SBE 100%  
 Local 100%  
 WBE 0%  
 MBE 0%

### FUNDING



### FINANCIAL SUMMARY

	Project Budget	Committed	% Committed	Paid To Date
	A	B	C=B/A	D
Construction	\$4,700,000	\$4,181,356	88.97%	\$3,783,442
Contingency	\$0	\$0	0.00%	\$0
<b>TOTAL</b>	<b>\$4,700,000</b>	<b>\$4,181,356</b>	<b>88.97%</b>	<b>\$3,783,442</b>

### NOTES

This project is funded in:  
 FY 2018 \$500,000, FY 2021 \$500,000, FY 2022 \$200,000  
 FY 2023 \$200,000, FY 2024 \$3,200,000, FY 2025 \$100,000

The total project is estimated at \$4,700,000.



# Monthly Infrastructure Sales Tax Project Report

## Large Cap Projects

Data Date: 3/20/2025

Report Date: 3/31/2025

### DESCRIPTION/TEAM

### SCOPE

### PHOTO

**Project Title:** Video Detection (80 +/- intersection)

This project will replace the traffic detection at numerous signalized intersections from the existing inductive loop system to video detection. The video detection system is more reliable and easier to maintain.



Project Number: 1580  
 BCC District: Multiple  
 Delivery Method: Annual Traffic Signals Contract  
 Category: S08-Signals and Signal Systems  
 Status: Construction  
 Designer: N/A  
 Contractor: Gerelco  
 Project Manager: Fattoush Jafar

### SCHEDULE SUMMARY

	Original	Actual
Military Tr. & Garden Lake	8/1/2018	11/21/2018
Gateway & Renaissance Commons	9/1/2018	4/3/2019
Australian & Turnage	10/1/2018	1/7/2019
Woolbright & Hagen Ranch	11/1/2018	4/4/2019
Belvedere & Country Club Road	12/1/2018	4/4/2019
Palm Beach Lakes & Wellesley	1/1/2019	4/4/2019

### PARTICIPATION

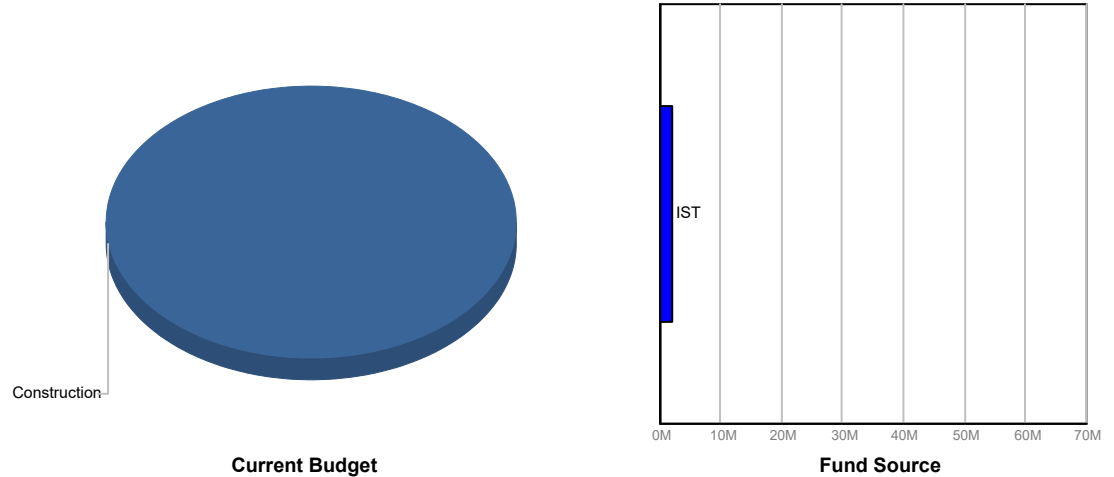
#### Consultant

SBE N/A  
 Local N/A  
 WBE N/A  
 MBE N/A

#### Contractor

SBE 0%  
 Local 23%  
 WBE 0%  
 MBE 0%

### FUNDING



### FINANCIAL SUMMARY

	Project Budget	Committed	% Committed	Paid To Date
	A	B	C=B/A	D
Construction	\$2,200,000	\$202,397	9.20%	\$202,397
Contingency	\$0	\$0	0.00%	\$0
<b>TOTAL</b>	<b>\$2,200,000</b>	<b>\$202,397</b>	<b>9.20%</b>	<b>\$202,397</b>

### NOTES

Work has been completed at six intersections. This project is funded in:  
 FY 2018 \$200,000  
 FY 2023 \$300,000  
 FY 2024 \$800,000  
 FY 2026 \$900,000  
 The total project is estimated at \$2,200,000.



# Monthly Infrastructure Sales Tax Project Report

## Large Cap Projects

Data Date: 3/20/2025

Report Date: 3/31/2025

### DESCRIPTION/TEAM

### SCOPE

### PHOTO

**Project Title:** CW Street Lighting FY18 frmly Hypoluxo Rd (Hagen Ranch Rd to I-95)  
**Project Number:** 1581  
**BCC District:** CW  
**Delivery Method:** Florida Power and Light  
**Category:** S14-Street Lighting  
**Status:** Construction  
**Designer:** Florida Power and Light  
**Contractor:** Florida Power and Light  
**Project Manager:** May Cheng

These projects will replace the high pressure sodium street lights with LED lights. Many of the street lights along County roads are owned and maintained by Florida Power and Light (FPL) with the County paying all the operation and maintenance costs (including power). FPL will be responsible for the final design and installation to convert the street lighting to the newer LED technology, and the County will reimburse FPL all applicable conversion costs. The result will provide a cost savings, better quality illumination, and a more desirable environmental light source.



### SCHEDULE SUMMARY

	Original	Actual
Gun Club Road/Bosque to Congress	7/19/2019	7/19/2019
Congress/Okeechobee to Belvedere	8/1/2019	8/1/2019
10th Avenue North/Haverhill to Kirk		
Community/Haverhill to Military	7/31/2019	7/31/2019
Haverhill Road/WPB City to Haverhill City	7/20/2023	7/20/2023
Glades Road/State Road 7 to Boca Rio	12/9/2022	12/9/2022
Boynton Beach Boulevard/Turnpike to Kn	3/31/2023	3/31/2023
Jog Road/Belvedere to State Road 80	5/3/2021	5/3/2021
Forest Hill/Turnpike to Pinehurst & Jog to		
Haverhill/State Road 80 to Lake Worth	7/13/2023	7/13/2023
Congress/Lantana to Hypoluxo & Gun Cl		
Gateway/Military to Windward		
Belvedere Road/RPB City to Haverhill Cit	6/6/2023	6/6/2023

### PARTICIPATION

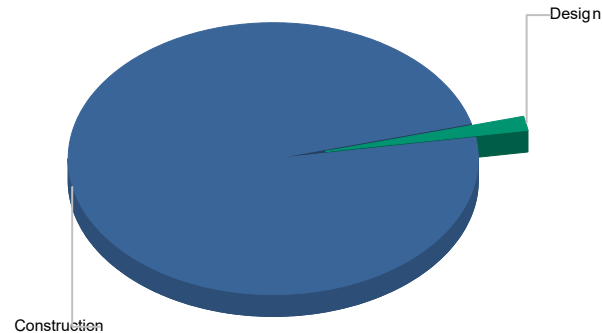
#### Consultant

SBE N/A  
 Local N/A  
 WBE N/A  
 MBE N/A

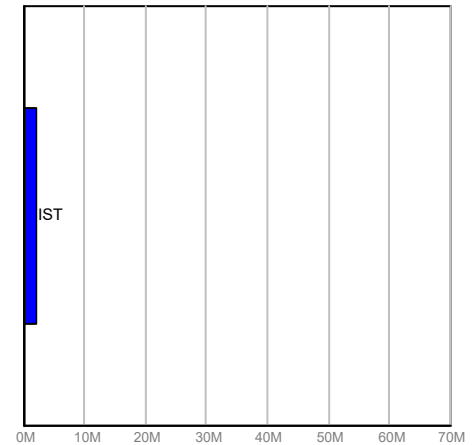
#### Contractor

SBE N/A  
 Local N/A  
 WBE N/A  
 MBE N/A

### FUNDING



Current Budget



Fund Source

### FINANCIAL SUMMARY

	Project Budget	Committed	% Committed	Paid To Date
	A	B	C=B/A	D
Design	\$30,000	\$35,184	117.28%	\$35,184
Construction	\$1,920,000	\$1,785,737	93.01%	\$1,716,599
Contingency	\$0	\$0	0.00%	\$0
<b>TOTAL</b>	<b>\$1,950,000</b>	<b>\$1,820,922</b>	<b>93.38%</b>	<b>\$1,751,784</b>

### NOTES

There are 16 street lighting projects (road segments) funded (\$1,950,000) for conversion in FY 2018. All 16 projects have been forwarded to FPL requesting final design and installation. As of 1/18/24, 11 projects have been completed.






# Monthly Infrastructure Sales Tax Project Report

## Large Cap Projects

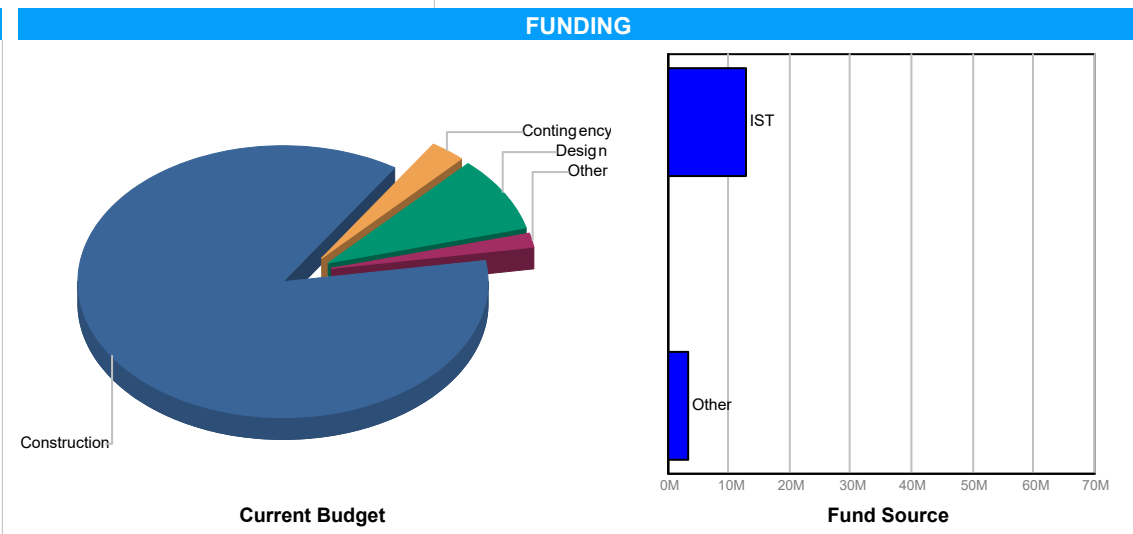
Data Date: 3/20/2025

Report Date: 3/31/2025

DESCRIPTION/TEAM	SCOPE	PHOTO
<p><b>Project Title:</b> Courthouse Electronics System R&amp;R/Command Center</p> <p>Project Number: 16208</p> <p>BCC District: 07</p> <p>Delivery Method: Construction Management</p> <p>Category: J02-Judicial</p> <p>Status: Close Out</p> <p>Designer: TLC Engineering</p> <p>Contractor: Hedrick Brothers Construction Co., Inc.</p> <p>Project Manager: Rich Avery</p>	<p>Security Systems replacement at the Main County Courthouse including the Security Management System, Access Control System, CCTV system, Duress System, Intercom, Elevator Override, and Fire Alarm. The Project will also include addressing the emergency egress procedures for the facility, as well as build-out for the expansion of the 4th floor Command Center.</p> <p>Total IST, and Ad Valorem funding for this project is \$16,514,475; Total IST funds are \$12,999,700, which are comprised of FY17 IST funds of \$1,300,000 and FY18 IST funds of \$8,699,700 and FY 19 IST funds of \$3,000,000. Ad Valorem funds are \$3,449,845</p>	

SCHEDULE SUMMARY		
	Original	Actual
Project Start	2/19/2016	2/19/2016
Design Start	2/15/2017	2/15/2017
Construction - Start	11/26/2018	1/7/2019
Substantial Completion	2/1/2021	5/21/2021
Project Completion	4/1/2021	

PARTICIPATION	
<b>Consultant</b>	
SBE	13.4%
Local	100%
WBE	N/A
MBE	N/A
<b>Contractor</b>	
SBE	25%
Local	100%
WBE	N/A
MBE	N/A



FINANCIAL SUMMARY				
	Project Budget	Committed	% Committed	Paid To Date
	A	B	C=B/A	D
Design	\$1,456,336	\$1,342,276	92.17%	\$949,155
Construction	\$14,306,620	\$14,281,321	99.82%	\$12,795,750
Furniture, Fixtures & Equipment	(\$142,784)	(\$23,996)	16.81%	\$0
Other	\$285,139	\$116,316	40.79%	\$116,316
Contingency	\$465,300	\$0	0.00%	\$0
<b>TOTAL</b>	<b>\$16,370,611</b>	<b>\$15,715,917</b>	<b>96.00%</b>	<b>\$13,861,221</b>

**NOTES**

CID is currently awaiting the submission of the missing documentation required to complete the processing of the final pay application. Once the necessary documents are provided, CID will be able to proceed immediately.




# Monthly Infrastructure Sales Tax Project Report

## Large Cap Projects

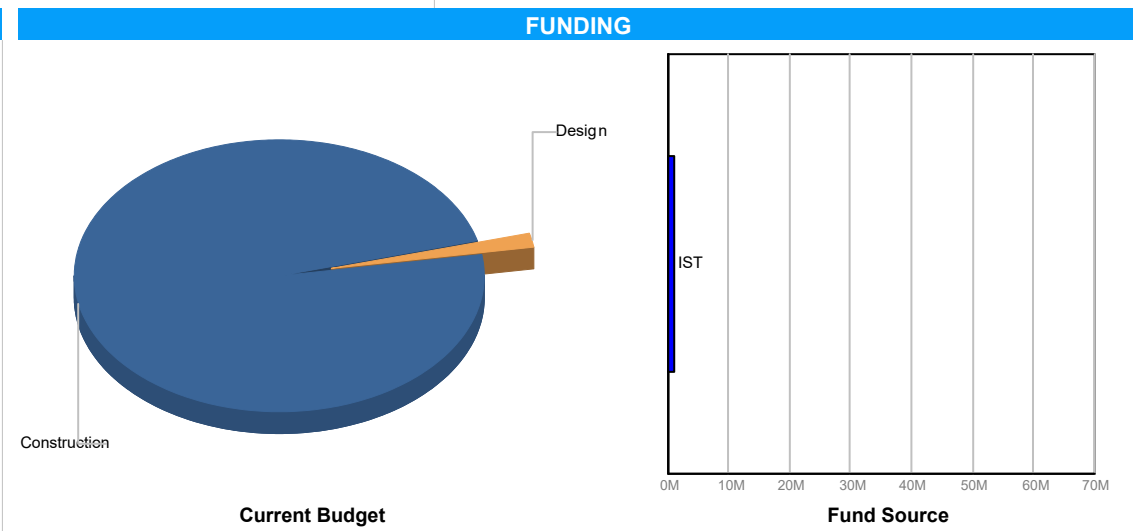
Data Date: 3/20/2025

Report Date: 3/31/2025

DESCRIPTION/TEAM	SCOPE	PHOTO
<p><b>Project Title:</b> FY 2019 Street Lighting LED Replacements - Countywide</p> <p>Project Number: 1627</p> <p>BCC District: Multiple</p> <p>Delivery Method: Florida Power and Light</p> <p>Category: S14-Street Lighting</p> <p>Status: Construction</p> <p>Designer: Florida Power and Light</p> <p>Contractor: Florida Power and Light</p> <p>Project Manager: May Cheng</p>	<p>These projects replace the high pressure sodium lights with LED lights. Many of the street lights along County roads are owned and maintained by FPL with the County paying all the operation and maintenance costs. FPL will be responsible for final design and installation and the County will reimburse FPL.</p> <p>IST \$820,000 FY19 IST \$300,000 FY24</p>	

SCHEDULE SUMMARY		
	Original	Actual
Melaleuca Lane/Greenacres limits to Kirk		
Linton/Military to Jog		
Jog Rd/SR80 to Forest Hill	7/19/2023	7/19/2023
Jog Rd/Gateway to Woolbright	4/30/2024	4/30/2024
Jog Rd/Lake Ida to Old Clint Moore		
Lantana Rd/Turnpike to High Ridge		

PARTICIPATION	
<b>Consultant</b>	
SBE	N/A
Local	N/A
WBE	N/A
MBE	N/A
<b>Contractor</b>	
SBE	N/A
Local	N/A </td
WBE	N/A
MBE	N/A



FINANCIAL SUMMARY				
	Project Budget	Committed	% Committed	Paid To Date
	A	B	C=B/A	D
Design	\$20,000	\$107	0.54%	\$107
Construction	\$1,100,000	\$1,044,305	94.94%	\$329,783
<b>TOTAL</b>	<b>\$1,120,000</b>	<b>\$1,044,413</b>	<b>93.25%</b>	<b>\$329,890</b>

**NOTES**

There are 6 street lighting projects (road segments) funded (\$820,000) for conversion in FY 2019. All 6 projects have been forwarded to FPL requesting final design and installation . A Budget Transfer (BT 24-0636) was approved on 6/4/24 that increased the funding by \$300,000. As of 9/1/24, 2 projects have been completed. The result of the lighting conversion to LED will provide a cost savings, better quality illumination and a more desirable environmental light source.



# Monthly Infrastructure Sales Tax Project Report

## Large Cap Projects

Data Date: 3/20/2025

Report Date: 3/31/2025

### DESCRIPTION/TEAM

### SCOPE

### PHOTO

**Project Title:** Corkscrew Blvd. over SFWMD Miami Canal  
**Canal**  
 Project Number: 1656  
 BCC District: 06  
 Delivery Method: Design CCNA  
 Category: B08-Bridge Replacements  
 Status: Design  
 Designer: Alan Gerwig & Associates  
 Contractor: TBD  
 Project Manager: Carlos Bojorge

This project will replace an existing bridge that as built over 70 years ago. The project will improve traffic safety (lane widths, sidewalks, etc.) and improve embankment/slope protection. Note the current bridge is weight restricted.



### SCHEDULE SUMMARY

	Original	Actual
Project Start	8/15/2023	8/15/2023
Consultant Procurement Finish	4/1/2024	4/1/2024
Design Start	7/2/2024	8/20/2024
Design Complete	8/1/2026	
Permit Application	7/1/2025	
Permit Issued	8/1/2026	
Construction Start	4/1/2027	
Construction Complete	9/1/2028	

### PARTICIPATION

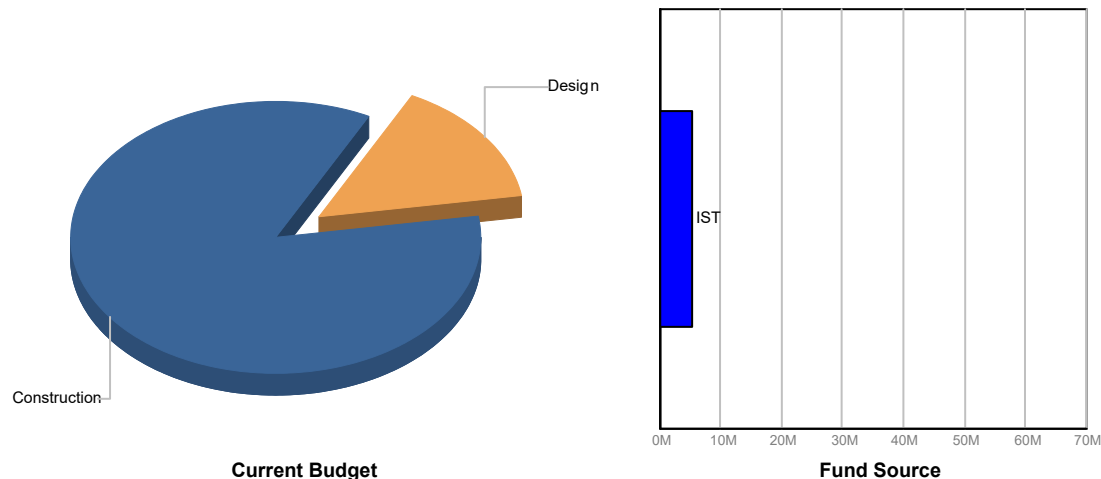
**Consultant**

- SBE 18.9%
- Local 100%
- WBE 0%
- MBE 14.8%

**Contractor**

- SBE TBD
- Local TBD
- WBE TBD
- MBE TBD

### FUNDING



### FINANCIAL SUMMARY

	Project Budget	Committed	% Committed	Paid To Date
	A	B	C=B/A	D
Design	\$800,000	\$1,437	0.18%	\$1,437
Construction	\$4,575,000	\$386,840	8.46%	\$5,325
<b>TOTAL</b>	<b>\$5,375,000</b>	<b>\$388,277</b>	<b>7.22%</b>	<b>\$6,762</b>

### NOTES

The project is funded for design (\$800k) in FY22 and for construction (\$4.575m) in FY25. Design is ongoing (5% complete).



# Monthly Infrastructure Sales Tax Project Report

## Large Cap Projects

Data Date: 3/20/2025

Report Date: 3/31/2025

### DESCRIPTION/TEAM

### SCOPE

### PHOTO

**Project Title:** Jupiter Beach Rd. over Branch of ICWW

This project will replace an existing bridge that was built over 60 years ago. The project will improve traffic safety (lane widths, bike lanes, sidewalks, etc.) and improve drainage and embankment/slope protection.



Project Number: 1657  
 BCC District: 01  
 Delivery Method: Design CCNA  
 Category: B08-Bridge Replacements  
 Status: Design  
 Designer: Alan Gerwig & Associates  
 Contractor: TBD  
 Project Manager: Maroun Azzi

### SCHEDULE SUMMARY

	Original	Actual
Project Start	4/1/2022	4/13/2022
Consultant Procurement Finish	2/1/2023	1/10/2023
Design Start	5/1/2023	1/23/2023
Design Complete	12/1/2025	
Construction Start	6/1/2026	
Construction Complete	12/1/2027	

### PARTICIPATION

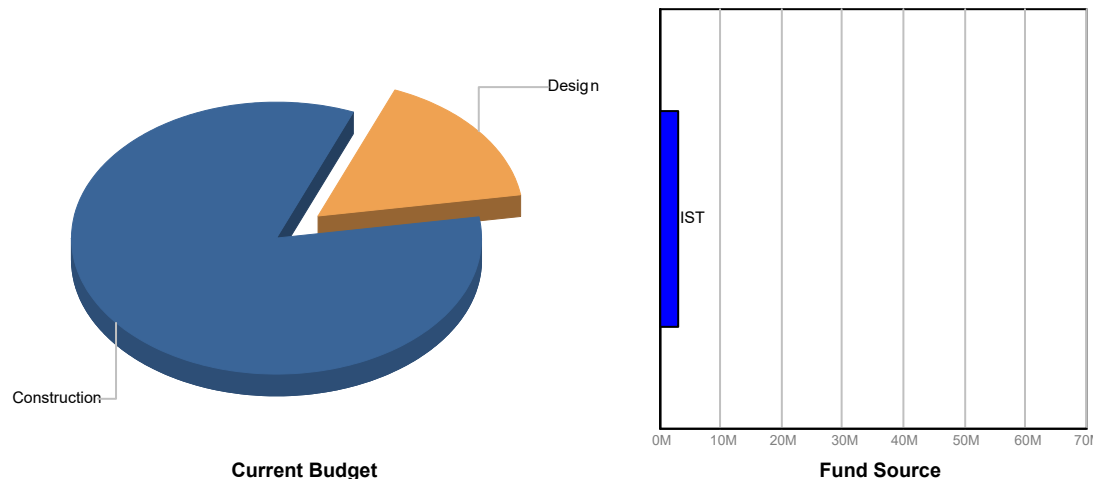
#### Consultant

SBE 90%  
 Local 100%  
 WBE 0%  
 MBE 0%

#### Contractor

SBE TBD  
 Local TBD  
 WBE TBD  
 MBE TBD

### FUNDING



### FINANCIAL SUMMARY

	Project Budget	Committed	% Committed	Paid To Date
	A	B	C=B/A	D
Design	\$500,000	\$303,797	60.76%	\$143,319
Construction	\$2,529,000	\$8,047	0.32%	\$8,047
<b>TOTAL</b>	<b>\$3,029,000</b>	<b>\$311,844</b>	<b>10.30%</b>	<b>\$151,366</b>

### NOTES

The project is funded for design (\$500k) in FY22 and for construction (\$2.5m) in FY25. Design is ongoing (15% complete)



# Monthly Infrastructure Sales Tax Project Report

## Large Cap Projects

Data Date: 3/20/2025

Report Date: 3/31/2025

### DESCRIPTION/TEAM

**Project Title:** Australian Ave. from Banyan St. to 45th St.  
**Project Number:** 1658  
**BCC District:** 07  
**Delivery Method:** Design CCNA  
**Category:** D04-Drainage Improvements  
**Status:** Design  
**Designer:** HSQ  
**Contractor:** TBD (Bid)  
**Project Manager:** Maroun Azzi

### SCOPE

The project will include drainage improvements (piped drainage system) and a new paving surface for a wider 4-lane divided section with new pathways on both sides along Australian Avenue from Banyan Blvd. to 45th Street. The work scope may also include replacing the twin bridges over Clear Lake (possible culverts) and replacing the twin bridges over the Carver Canal.

### PHOTO



### SCHEDULE SUMMARY

	Original	Actual
Design Start	3/1/2022	4/12/2022
Design Complete	6/1/2024	9/1/2024
Construction Bid Date	6/1/2025	
Construction Start	10/1/2025	
Construction Complete	4/1/2028	

### PARTICIPATION

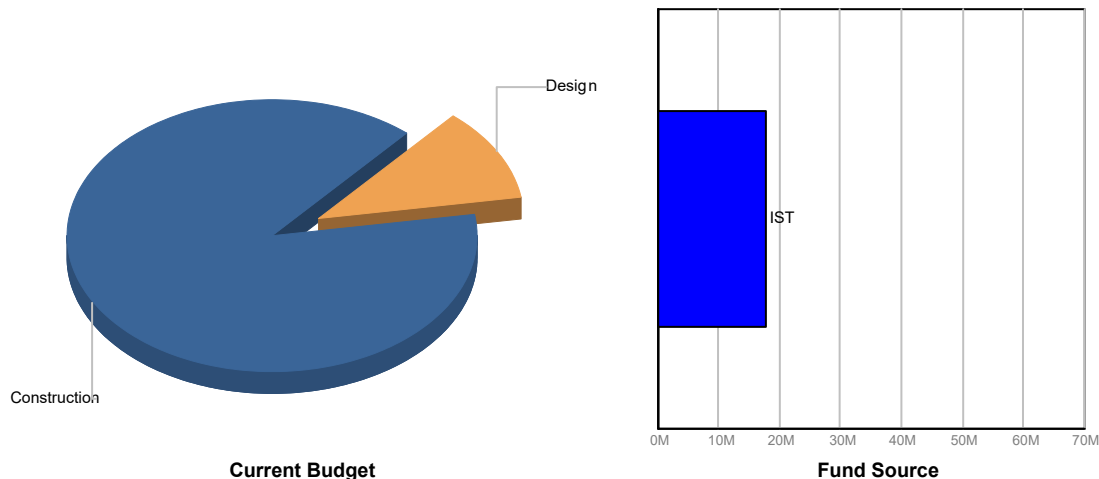
**Consultant**

- SBE 90.4%
- Local 100%
- WBE 0.4%
- MBE 5.6%

**Contractor**

- SBE TBD
- Local TBD
- WBE TBD
- MBE TBD

### FUNDING



### FINANCIAL SUMMARY

	Project Budget	Committed	% Committed	Paid To Date
	A	B	C=B/A	D
Design	\$2,000,000	\$1,792,586	89.63%	\$1,415,492
Construction	\$15,800,000	\$2,966,927	18.78%	\$501,607
<b>TOTAL</b>	<b>\$17,800,000</b>	<b>\$4,759,513</b>	<b>26.74%</b>	<b>\$1,917,099</b>

### NOTES

Design is complete. The bid process and preparation is ongoing. The project is funded for design (\$2m) in FY21 and for construction (\$15.8m) in FY24 and FY25. The total cost of the project is estimated at over \$30m. It is anticipated that a Florida Department of Environmental Protection (FDEP) Resiliency grant of \$13.4m will be received for the project. Project was bid on 12/19/24 but only 1 bid was received. Project will be rebid.



# Monthly Infrastructure Sales Tax Project Report

## Large Cap Projects

Data Date: 3/20/2025

Report Date: 3/31/2025

### DESCRIPTION/TEAM

### SCOPE

### PHOTO

**Project Title:** Belvedere Rd canal piping & sidewalk addition (62nd Dr. N. to Haverhill park)

Project Number: 1661  
 BCC District: 02  
 Delivery Method: Design CCNA  
 Category: P04-Pathways  
 Status: Design  
 Designer: Keshavarz  
 Contractor: TBD (Bid)  
 Project Manager: Maroun Azzi

This project will add a new sidewalk (SW) on the south side of Belvedere Road from 62nd Dr. N. to the Haverhill park (just east of the E-3 Canal) - connecting to the existing south SW at the park's frontage. The SW may require the piping of Lake Worth Drainage District's (LWDD) L-3 Canal.  
 FY 2021 IST \$500,000  
 FY 2024 IST \$3,100,000



### SCHEDULE SUMMARY

	Original	Actual
Study Complete	4/20/2025	
Design Complete		
Construction Bid Date		
Construction Start		
Construction Complete		

### PARTICIPATION

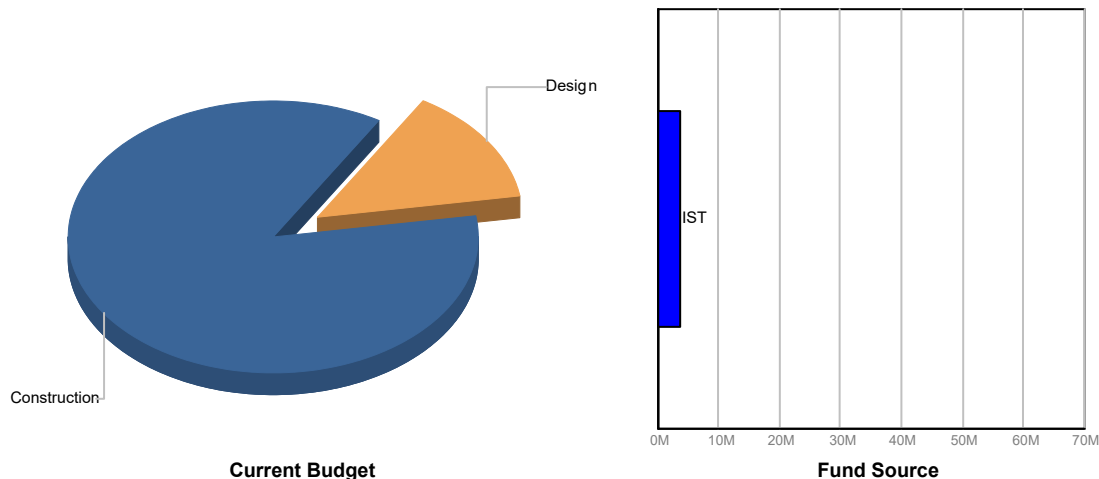
**Consultant**

SBE 100%  
 Local 100%  
 WBE 0%  
 MBE 0%

**Contractor**

SBE TBD  
 Local TBD  
 WBE TBD  
 MBE TBD

### FUNDING



### FINANCIAL SUMMARY

	Project Budget	Committed	% Committed	Paid To Date
	A	B	C=B/A	D
Design	\$500,000	\$95,021	19.00%	\$86,100
Construction	\$3,100,000	\$17,873	0.58%	\$17,873
<b>TOTAL</b>	<b>\$3,600,000</b>	<b>\$112,894</b>	<b>3.14%</b>	<b>\$103,973</b>

### NOTES

The project is in the study phase to determine a more precise work scope. The project is funded for design (\$500k) in FY21 and for construction (\$3.1M) in FY24.



# Monthly Infrastructure Sales Tax Project Report

## Large Cap Projects

Data Date: 3/20/2025

Report Date: 3/31/2025

### DESCRIPTION/TEAM

### SCOPE

### PHOTO

**Project Title:** Congress Ave. from Palm Beach Lakes to 45th St.  
**Project Number:** 1664  
**BCC District:** 07  
**Delivery Method:** Annual Construction Contract  
**Category:** R04-Resurfacing  
**Status:** Construction  
**Designer:** N/A  
**Contractor:** Ranger  
**Project Manager:** Darren Prainito

Resurfacing 2.6 miles (11.4 lane miles) of Congress Avenue from Palm Beach Lakes Boulevard to 45th Street.  
 FY2021 IST \$1,000,000  
 FY2024 IST \$250,000



### SCHEDULE SUMMARY

	Original	Actual
Milling and Pavement Complete	12/1/2023	4/24/2024
ADA (Curb/Cut Ramps) Complete	2/14/2024	10/11/2024
Traffic Striping Complete	1/1/2024	5/24/2024
Traffic Loops Complete	4/1/2024	

### PARTICIPATION

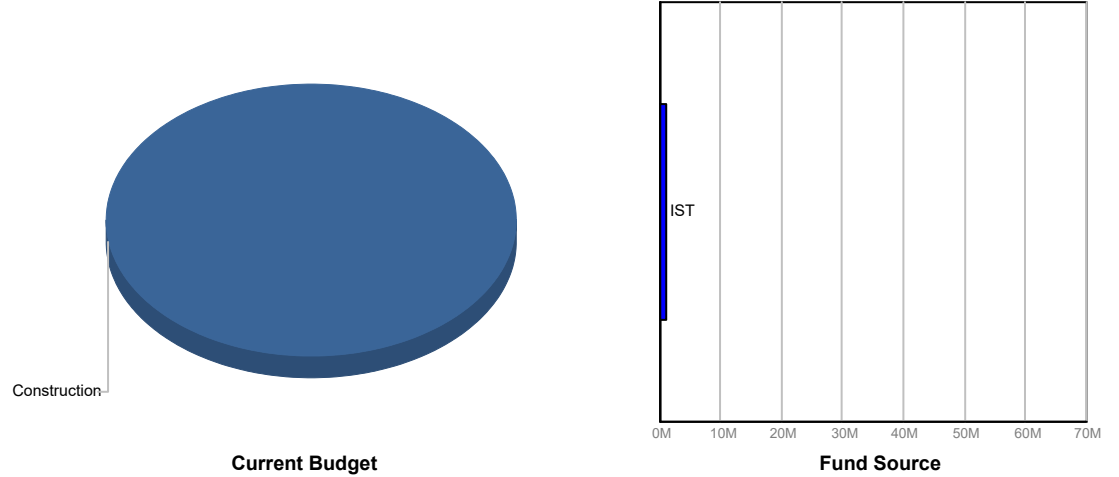
#### Consultant

SBE N/A  
 Local N/A  
 WBE N/A  
 MBE N/A

#### Contractor

SBE 15%  
 Local 100%  
 WBE 0%  
 MBE 0%

### FUNDING



### FINANCIAL SUMMARY

	Project Budget	Committed	% Committed	Paid To Date
	A	B	C=B/A	D
Construction	\$1,250,000	\$921,793	73.74%	\$921,793
<b>TOTAL</b>	<b>\$1,250,000</b>	<b>\$921,793</b>	<b>73.74%</b>	<b>\$921,793</b>

### NOTES

Outstanding work includes replacing traffic loops.




# Monthly Infrastructure Sales Tax Project Report

## Large Cap Projects

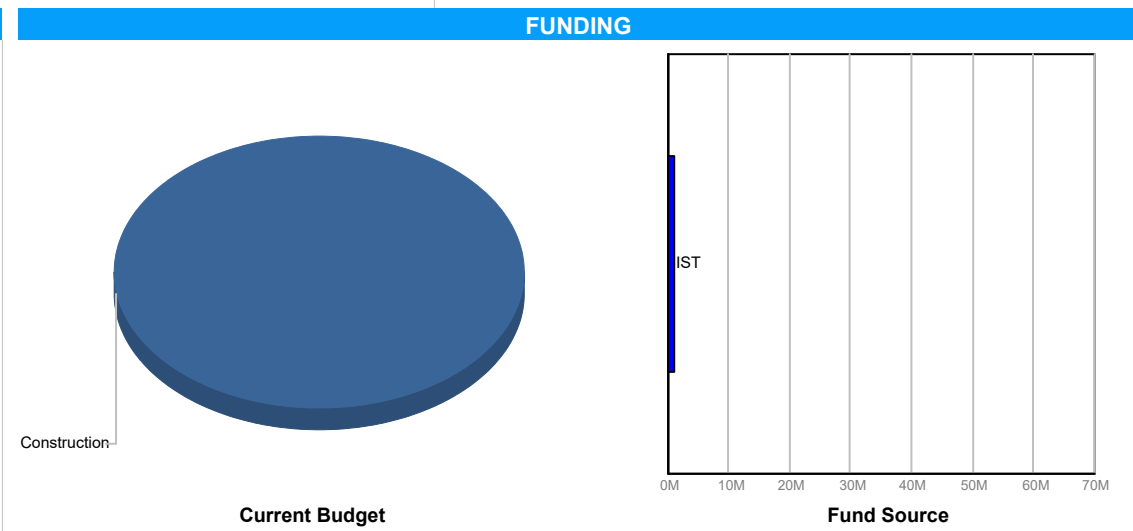
Data Date: 3/20/2025

Report Date: 3/31/2025

DESCRIPTION/TEAM	SCOPE	PHOTO
<p><b>Project Title:</b> Garden Rd. from Bee Line Hwy. to Investment Ln.</p> <p>Project Number: 1672</p> <p>BCC District: 07</p> <p>Delivery Method: Annual Construction Contract</p> <p>Category: R04-Resurfacing</p> <p>Status: Construction</p> <p>Designer: N/A</p> <p>Contractor: Hinterland</p> <p>Project Manager: Darren Prainito</p>	<p>Resurfacing 1.9 miles (3.8 lane miles) of Garden Road from Bee Line Hwy. to Investment Lane. There are three existing 60" drainage culverts crossing under Garden Road at the EPB-6 Canal that are in disrepair and need to be lined.</p> <p>FY 2021 IST \$300,000</p> <p>FY 2022 IST \$700,000</p>	

SCHEDULE SUMMARY		
	Original	Actual
Drainage Repair Complete	12/1/2024	1/31/2025
Milling and Pavement Complete	6/1/2025	
Traffic Striping Complete	8/1/2025	
Traffic Loops Complete	9/1/2025	
ADA (Curb/Cut Ramps) Complete	9/1/2025	

PARTICIPATION	
<b>Consultant</b>	
SBE	N/A
Local	N/A
WBE	N/A
MBE	N/A
<b>Contractor</b>	
SBE	15%
Local	100%
WBE	0%
MBE	0%



FINANCIAL SUMMARY				
	Project Budget	Committed	% Committed	Paid To Date
	A	B	C=B/A	D
Construction	\$1,000,000	\$708,608	70.86%	\$697,534
<b>TOTAL</b>	<b>\$1,000,000</b>	<b>\$708,608</b>	<b>70.86%</b>	<b>\$697,534</b>

**NOTES**

Outstanding work includes milling and paving, updating ADA ramps, restriping the road, and replacing traffic loops.





# Monthly Infrastructure Sales Tax Project Report

## Large Cap Projects

Data Date: 3/20/2025

Report Date: 3/31/2025

### DESCRIPTION/TEAM

### SCOPE

### PHOTO

**Project Title:** Countywide Street Lighting FY21 (frmlly Military Trl (L.W. to Clint Moore))

Project Number: 1680

BCC District: CW

Delivery Method: Florida Power and Light

Category: S14-Street Lighting

Status: Construction

Designer: Florida Power & Light

Contractor: Florida Power & Light

Project Manager: May Cheng

These projects will replace the high pressure sodium street lights with LED lights. Many of the street lights along County roads are owned and maintained by Florida Power and Light (FPL) with the County paying all the operation and maintenance costs (including power). FPL will be responsible for the final design and installation to convert the street lighting to the newer LED technology, and the County will reimburse FPL all applicable conversion costs. The result will provide a cost savings, better quality illumination, and a more desirable environmental light source.



### SCHEDULE SUMMARY

### PARTICIPATION

### FUNDING

	Original	Actual
Jog/Okeechobee to Belvedere		
Military/Northlake to Leo Lane		
SW 18th/SR7 to Turnpike		
Lake Worth Rd/SR7 to Jog		
Lyons/Clint Moore to Broward County Lin		
Military/Okeechobee to Lake Worth Rd		
Palmetto Park/University to Military		
Military/Lake Worth to Clint Moore		

#### Consultant

SBE N/A

Local N/A

WBE N/A

MBE N/A

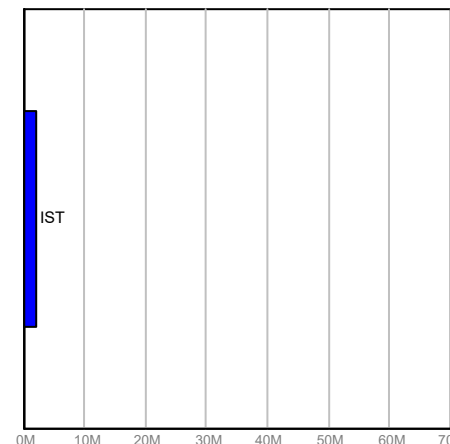
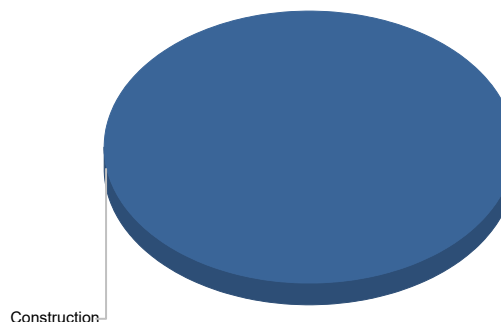
#### Contractor

SBE N/A

Local N/A

WBE N/A

MBE N/A



Current Budget

Fund Source

### FINANCIAL SUMMARY

### NOTES

	Project Budget	Committed	% Committed	Paid To Date
	A	B	C=B/A	D
Construction	\$2,180,000	\$537,363	24.65%	\$238,767
<b>TOTAL</b>	<b>\$2,180,000</b>	<b>\$537,363</b>	<b>24.65%</b>	<b>\$238,767</b>

There are 8 street lighting projects (road segments) funded (\$2,180,000) for conversion in FY 2021. All 8 projects have been forwarded to FPL requesting final design and installation .



# Monthly Infrastructure Sales Tax Project Report

## Large Cap Projects

Data Date: 3/20/2025

Report Date: 3/31/2025

### DESCRIPTION/TEAM

### SCOPE

### PHOTO

**Project Title:** Belvedere Rd. Canal Piping

Project Number: 1690  
 BCC District: 02  
 Delivery Method: Design CCNA  
 Category: B02-Belvedere Rd. Canal Piping  
 Status: Design  
 Designer: Keith  
 Contractor: TBD (Bid)  
 Project Manager: Maroun Azzi

This project will pipe a portion of a drainage ditch that runs along Belvedere Road and Troy Boulevard - adjacent to Palm Beach International Airport. The embankment area for the ditch is small and difficult to maintain. The undermining of this area continues and compromises the integrity of the sidewalk and road. Piping of the ditch is necessary to properly protect the road and sidewalk.  
 FY2022 IST \$300,000  
 FY2024 IST \$1,100,000



### SCHEDULE SUMMARY

	Original	Actual
Study Complete	9/1/2023	12/1/2023
Design Complete	6/1/2025	
Construction Bid Date		
Construction Start		
Construction Complete		

### PARTICIPATION

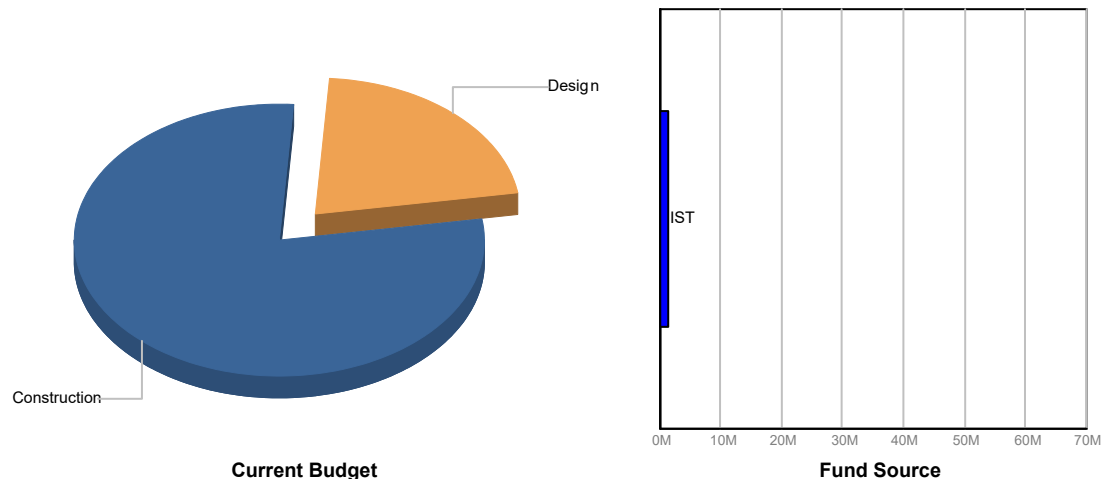
#### Consultant

SBE 54%  
 Local 100%  
 WBE 0%  
 MBE 0%

#### Contractor

SBE TBD  
 Local TBD  
 WBE TBD  
 MBE TBD

### FUNDING



### FINANCIAL SUMMARY

	Project Budget	Committed	% Committed	Paid To Date
	A	B	C=B/A	D
Design	\$300,000	\$75,370	25.12%	\$69,371
Construction	\$1,100,000	\$9,866	0.90%	\$13,366
<b>TOTAL</b>	<b>\$1,400,000</b>	<b>\$85,236</b>	<b>6.09%</b>	<b>\$82,737</b>

### NOTES

Design is ongoing (65% complete). The project is funded for design (\$300k) in FY22 and for construction (\$1.1m) in FY24.



# Monthly Infrastructure Sales Tax Project Report

## Large Cap Projects

Data Date: 3/20/2025

Report Date: 3/31/2025

### DESCRIPTION/TEAM

### SCOPE

### PHOTO

**Project Title:** Barwick Rd. over LWDD Lat. 30 Canal (934455)  
**Project Number:** 1691  
**BCC District:** 04  
**Delivery Method:** Design CCNA  
**Category:** B04-Bridge Modifications  
**Status:** Design  
**Designer:** Alan Gerwig & Associates  
**Contractor:** TBD  
**Project Manager:** Kristine Frazelle-Smith

This project will replace an existing bridge that was built over 60 years ago. The project will improve traffic safety (lane widths, bike lanes, sidewalks, etc.) and improve drainage and embankment/slope protection.



### SCHEDULE SUMMARY

	Original	Actual
Project Start	7/1/2023	7/1/2023
Consultant Procurement Finish	12/5/2023	12/5/2023
Design Start	12/12/2023	12/12/2023
Design Complete	10/1/2025	
Permit Application	4/1/2025	
Permit Issued	11/1/2025	
Construction Start	5/14/2026	
Construction Complete	5/14/2027	

### PARTICIPATION

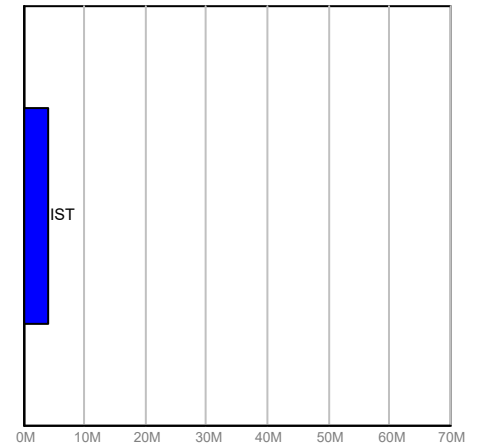
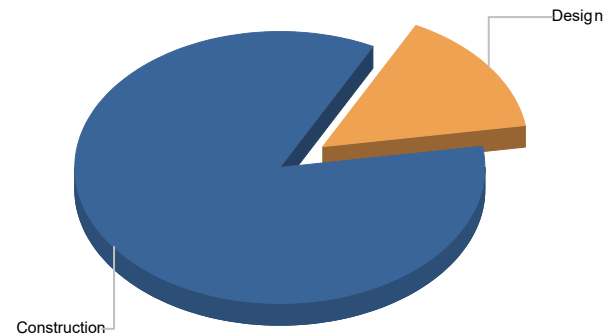
#### Consultant

SBE 98%  
 Local 100%  
 WBE 0%  
 MBE 15%

#### Contractor

SBE TBD  
 Local TBD  
 WBE TBD  
 MBE TBD

### FUNDING



Current Budget

Fund Source

### FINANCIAL SUMMARY

	Project Budget	Committed	% Committed	Paid To Date
	A	B	C=B/A	D
Design	\$600,000	\$268,223	44.70%	\$46,438
Construction	\$3,370,000	\$37,410	1.11%	\$14,823
<b>TOTAL</b>	<b>\$3,970,000</b>	<b>\$305,633</b>	<b>7.70%</b>	<b>\$61,262</b>

### NOTES

The project is funded for design (\$600k) in FY22 and for construction (\$3.37m) in FY26. Design is ongoing (15% complete).



# Monthly Infrastructure Sales Tax Project Report

## Large Cap Projects

Data Date: 3/20/2025

Report Date: 3/31/2025

### DESCRIPTION/TEAM

**Project Title:** Summit Blvd. over C-51 Canal (934201)

Project Number: 1693  
 BCC District: 03  
 Delivery Method: Design CCNA  
 Category: B08-Bridge Replacements  
 Status: Design  
 Designer: Consor Engineers, LLC  
 Contractor: TBD  
 Project Manager: Maroun Azzi

### SCOPE

This project will replace an existing bridge that was built over 50 years ago. The project will improve traffic safety (lane widths, bike lanes, sidewalks, etc.) and improve drainage and embankment/slope protection. The project will also add a left turn lane servicing the adjacent school on the NE quadrant.

### PHOTO



### SCHEDULE SUMMARY

	Original	Actual
Project Start	3/1/2022	3/1/2022
Consultant Procurement Finish	12/1/2022	12/1/2022
Design Start	4/1/2023	3/14/2023
Design Complete	6/1/2026	
Permit Application	1/1/2025	
Permit Issued	6/1/2026	
Construction Start	12/1/2026	
Construction Complete	1/1/2029	

### PARTICIPATION

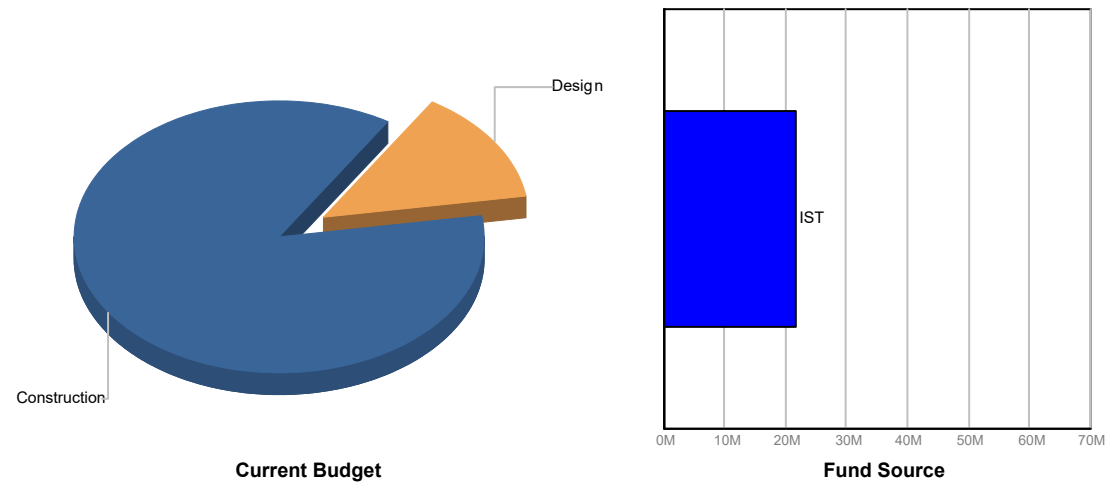
#### Consultant

SBE 40%  
 Local 100%  
 WBE 0%  
 MBE 0%

#### Contractor

SBE TBD  
 Local TBD  
 WBE TBD  
 MBE TBD

### FUNDING



### FINANCIAL SUMMARY

	Project Budget	Committed	% Committed	Paid To Date
	A	B	C=B/A	D
Design	\$3,000,000	\$802,772	26.76%	\$621,258
Construction	\$18,863,000	\$29,626	0.16%	\$31,690
<b>TOTAL</b>	<b>\$21,863,000</b>	<b>\$832,398</b>	<b>3.81%</b>	<b>\$652,948</b>

### NOTES

The project is funded for design (\$3m) in FY22 and for construction (\$18.863m) in FY27. Design is ongoing (25% complete).



# Monthly Infrastructure Sales Tax Project Report

## Large Cap Projects

Data Date: 3/20/2025

Report Date: 3/31/2025

### DESCRIPTION/TEAM

### SCOPE

### PHOTO

**Project Title:** Seminole Colony east (Okeechobee/Military)  
**Project Number:** 1694  
**BCC District:** 07  
**Delivery Method:** Design CCNA  
**Category:** D04-Drainage Improvements  
**Status:** Design  
**Designer:** Masse Consulting Services  
**Contractor:** TBD  
**Project Manager:** Carlos Bojorge

The project will include drainage improvements along Seminole Colony East (Spafford Avenue, Scott Avenue, Indian Road, and Gardenia Street) just north of Okeechobee Boulevard.



### SCHEDULE SUMMARY

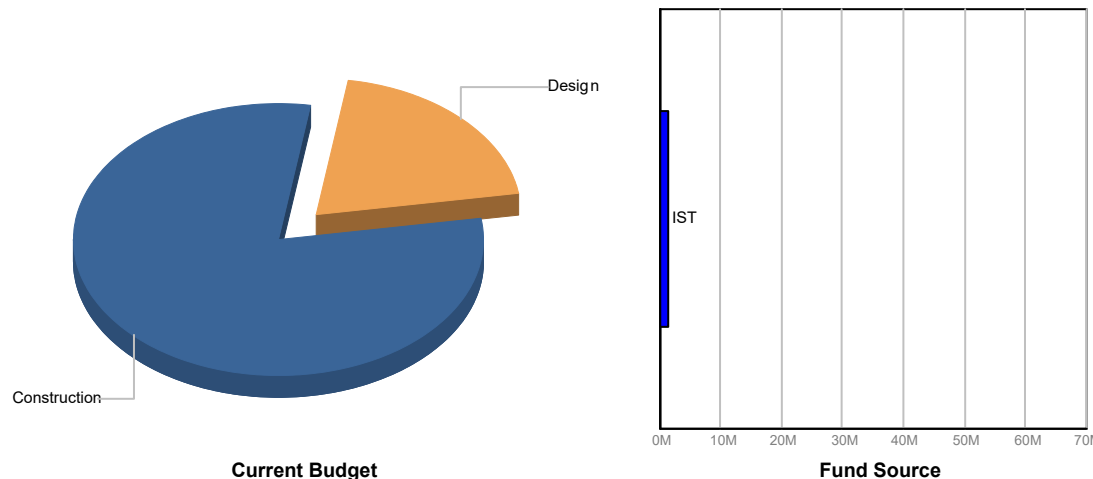
	Original	Actual
Design Start	4/1/2023	4/1/2023
Design Complete	12/1/2024	
Construction Bid Date	3/1/2025	
Construction Start	7/1/2025	
Construction Complete	7/1/2026	

### PARTICIPATION

**Consultant**  
 SBE 94.6%  
 Local 100%  
 WBE 0%  
 MBE 74.5%

**Contractor**  
 SBE TBD  
 Local TBD  
 WBE TBD  
 MBE TBD

### FUNDING



### FINANCIAL SUMMARY

	Project Budget	Committed	% Committed	Paid To Date
	A	B	C=B/A	D
Design	\$300,000	\$296,217	98.74%	\$239,688
Construction	\$1,200,000	\$13,355	1.11%	\$13,355
<b>TOTAL</b>	<b>\$1,500,000</b>	<b>\$309,572</b>	<b>20.64%</b>	<b>\$253,042</b>

### NOTES

Design is ongoing (50% complete). The project is funded for design (\$300k) in FY22 and for construction (\$1.2m) in FY24.



# Monthly Infrastructure Sales Tax Project Report

## Large Cap Projects

Data Date: 3/20/2025

Report Date: 3/31/2025

### DESCRIPTION/TEAM

### SCOPE

### PHOTO

**Project Title:** Seminole Colony west (Okeechobee/Military)  
**Project Number:** 1695  
**BCC District:** 07  
**Delivery Method:** Design CCNA  
**Category:** D04-Drainage Improvements  
**Status:** Design  
**Designer:** Mock Roos  
**Contractor:** TBD  
**Project Manager:** Carlos Bojorge

The project will include drainage improvements along Seminole Colony West just north of Okeechobee Boulevard and east of Military Trail. The improvement anticipates piping an existing ditch from the south termini (starting around Schall Rd. and Gardenia St. - if both were extended) to the outfall into the PBCID-EPB-E 11-S Canal.



### SCHEDULE SUMMARY

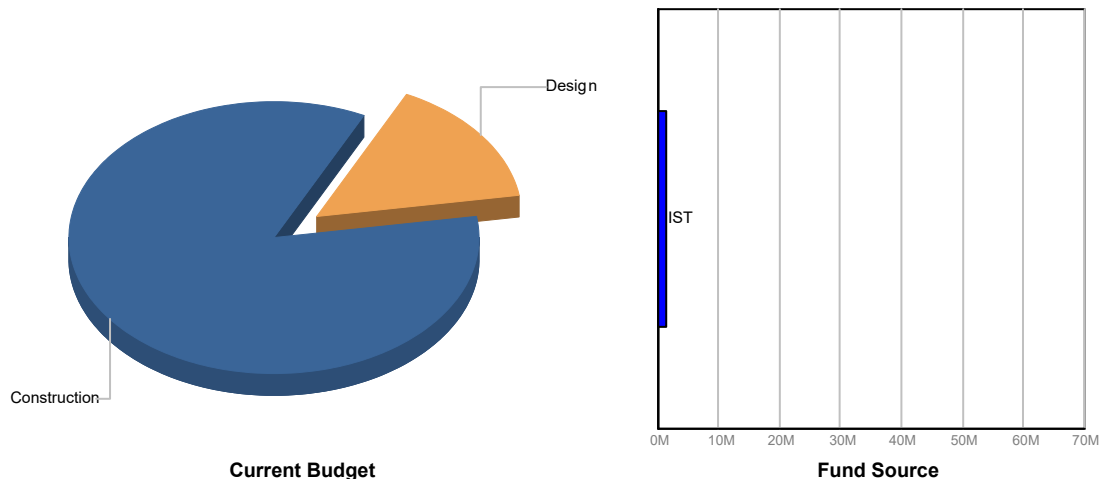
	Original	Actual
Design Start	10/1/2023	9/1/2023
Design Complete	4/1/2025	
Construction Bid Date	8/1/2025	
Construction Start	11/1/2025	
Construction Complete	12/1/2026	

### PARTICIPATION

**Consultant**  
 SBE 23.2%  
 Local 100%  
 WBE 0%  
 MBE 0%

**Contractor**  
 SBE TBD  
 Local TBD  
 WBE TBD  
 MBE TBD

### FUNDING



### FINANCIAL SUMMARY

	Project Budget	Committed	% Committed	Paid To Date
	A	B	C=B/A	D
Design	\$200,000	\$148,985	74.49%	\$119,256
Construction	\$1,100,000	\$6,993	0.64%	\$6,993
<b>TOTAL</b>	<b>\$1,300,000</b>	<b>\$155,978</b>	<b>12.00%</b>	<b>\$126,249</b>

### NOTES

Design is ongoing (15% complete). The project is funded for design (\$200k) in FY22 and for construction (\$1.1m) in FY24.



# Monthly Infrastructure Sales Tax Project Report

## Large Cap Projects

Data Date: 3/20/2025

Report Date: 3/31/2025

### DESCRIPTION/TEAM

### SCOPE

### PHOTO

**Project Title:** Palmetto Park Rd. from Glades Rd. to Crawford Blvd.  
**Project Number:** 1697  
**BCC District:** Multiple  
**Delivery Method:** Annual Construction Contract  
**Category:** R04-Resurfacing  
**Status:** Construction  
**Designer:** N/A  
**Contractor:** Ranger Construction Industries, Inc.  
**Project Manager:** Thomas Coppini

Resurfacing 10 miles (51.8 lane miles) of Palmetto Park Road from Glades Road to Crawford Boulevard (SW 3rd Ave.)  
 FY 2022 IST \$4,800,000.



### SCHEDULE SUMMARY

	Original	Actual
Milling and Pavement Complete	9/1/2022	
ADA (Curb/Cut Ramps) Complete	12/1/2022	
Traffic Striping Complete	12/1/2022	
Traffic Loops Complete	3/1/2023	

### PARTICIPATION

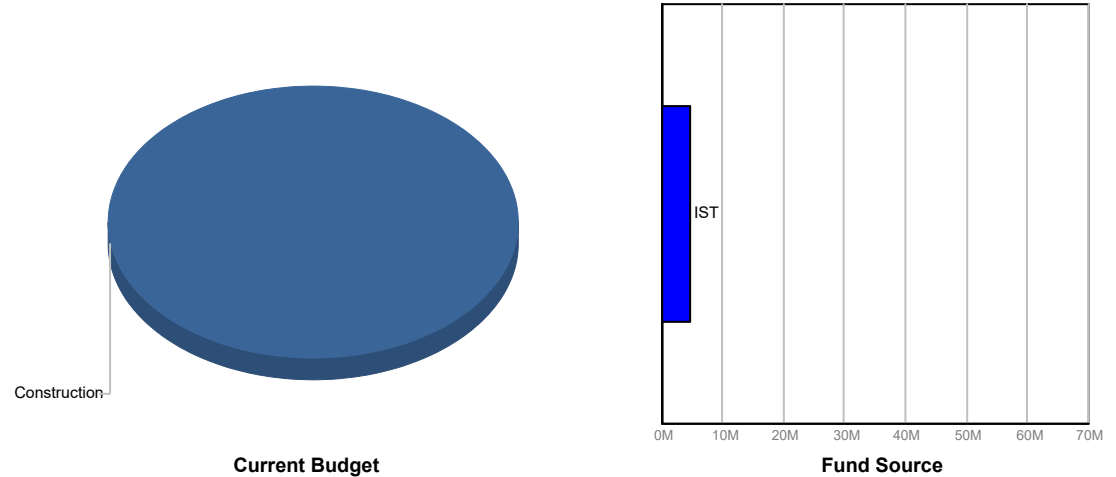
#### Consultant

SBE N/A  
 Local N/A  
 WBE N/A  
 MBE N/A

#### Contractor

SBE 15%  
 Local 100%  
 WBE 0%  
 MBE 0%

### FUNDING



### FINANCIAL SUMMARY

	Project Budget	Committed	% Committed	Paid To Date
	A	B	C=B/A	D
Construction	\$4,800,000	\$4,785,712	99.70%	\$4,139,239
<b>TOTAL</b>	<b>\$4,800,000</b>	<b>\$4,785,712</b>	<b>99.70%</b>	<b>\$4,139,239</b>

### NOTES

All of the resurfacing work west of I-95 is complete. There is an ongoing 5 Yr. Road Program project to replace the bridge over the E-4 (El Rio) Canal (with scheduled completion date in 2024). After completion of the bridge replacement, resurfacing work will continue east of I-95 to Crawford.



# Monthly Infrastructure Sales Tax Project Report

## Large Cap Projects

Data Date: 3/20/2025

Report Date: 3/31/2025

### DESCRIPTION/TEAM

### SCOPE

### PHOTO

**Project Title:** Lantana Road & Congress Avenue

This project will replace the existing span-wire signal system with a mast arm signal system.  
 FY 2022 IST \$150,000  
 FY 2023 IST \$500,000  
 FY 2025 IST \$400,000



Project Number: 1714  
 BCC District: Multiple  
 Delivery Method: Design CCNA  
 Category: S08-Signals and Signal Systems  
 Status: Design  
 Designer: Propel Engineering, Inc.  
 Contractor: TBD  
 Project Manager: Fattoush Jafar

### SCHEDULE SUMMARY

	Original	Actual
Design NTP Issued	12/15/2021	12/15/2021
Design Complete	6/21/2025	
Construction Start	11/1/2025	
Construction Complete	11/1/2026	

### PARTICIPATION

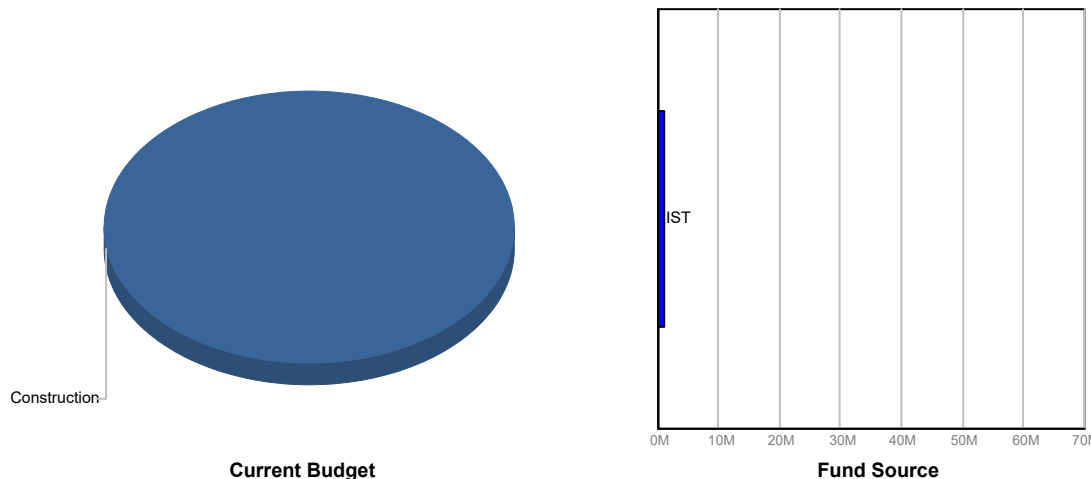
#### Consultant

SBE 92%  
 Local 100%  
 WBE 0%  
 MBE 0%

#### Contractor

SBE TBD  
 Local TBD  
 WBE TBD  
 MBE TBD

### FUNDING



### FINANCIAL SUMMARY

	Project Budget	Committed	% Committed	Paid To Date
	A	B	C=B/A	D
Construction	\$1,050,000	\$151,775	14.45%	\$102,071
<b>TOTAL</b>	<b>\$1,050,000</b>	<b>\$151,775</b>	<b>14.45%</b>	<b>\$102,071</b>

### NOTES

Design is ongoing (95% complete). A Budget Transfer (BT 25-0387) was approved on 3/11/25 that increased the funding by \$400,000.





# Monthly Infrastructure Sales Tax Project Report

## Large Cap Projects

Data Date: 3/20/2025

Report Date: 3/31/2025

### DESCRIPTION/TEAM

### SCOPE

### PHOTO

**Project Title:** Lake Lytal Aquatic Center Replace Public Aquatic Facility  
**Project Number:** 17218  
**BCC District:** 03  
**Delivery Method:** Construction Management at Risk  
**Category:** A02-Aquatic Facility Repair and Replacement  
**Status:** Design  
**Designer:** Harvard Jolly, Inc.  
**Contractor:** Kauffman Lynn/ Hedrick Brothers  
**Project Manager:** Rich Carlton

The project entails constructing a new multi-phase Aquatic Complex mainly on undeveloped land along Kirk Rd. within Lake Lytal Park. The existing Pool Facility is to be demolished once the new aquatic center is opened to the public. The major components of the new Aquatic Complex will be a 70 Meter competition pool with dive well, a family water play area, 6-lane warm-up pool, flow riders, slides and building amenities such as restrooms, lockers, concession stand.  
 FY 2017 IST - \$4,000,000  
 FY 2018 IST - \$2,000,000  
 FY 2023 IST - \$6,152,500  
 FY 2024 IST - \$18,393,368



### SCHEDULE SUMMARY

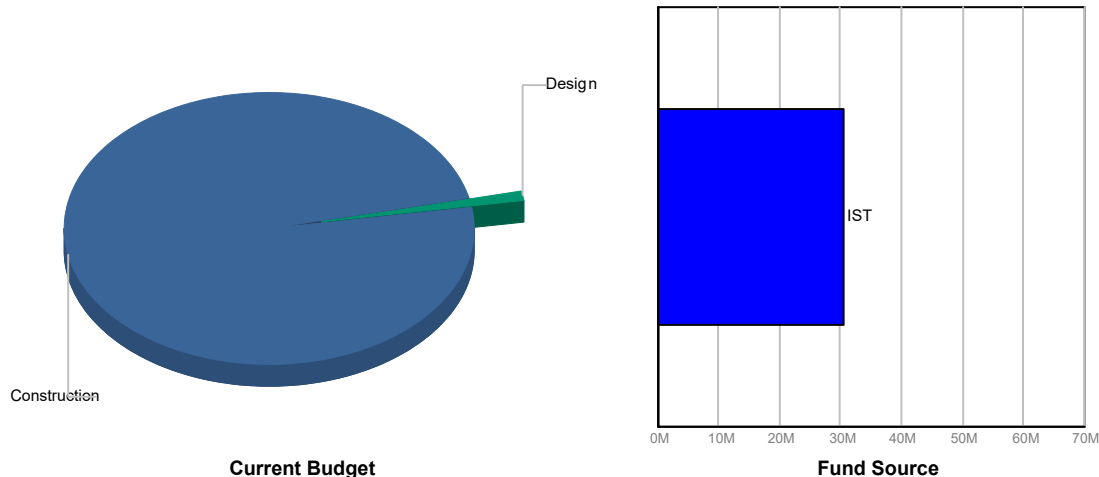
	Original	Actual
Project Start	4/19/2018	4/19/2018
Design Start (Master Plan)	7/10/2018	7/10/2018
Design Start (Aquatic Center)	11/20/2018	5/1/2023
Construction Start	7/1/2019	3/25/2024
Substantial Completion	7/1/2020	
Project Completion	9/1/2020	

### PARTICIPATION

**Consultant**  
 SBE 30%  
 Local 100%  
 WBE N/A  
 MBE N/A

**Contractor**  
 SBE 24.66%  
 Local N/A  
 WBE N/A  
 MBE N/A

### FUNDING



### FINANCIAL SUMMARY

	Project Budget	Committed	% Committed	Paid To Date
	A	B	C=B/A	D
Design	\$373,498	\$590,036	157.98%	\$254,103
Construction	\$30,199,635	\$11,646,588	38.57%	\$10,099,275
Furniture, Fixtures & Equipment	\$0	\$282	0.00%	\$282
Other	\$0	\$37,316	0.00%	\$37,316
Contingency	\$0	\$0	0.00%	\$0
<b>TOTAL</b>	<b>\$30,573,133</b>	<b>\$12,274,222</b>	<b>40.15%</b>	<b>\$10,390,976</b>

### NOTES

Phase 1 (site preparation): construction complete. Phase 2 (site infrastructure): construction continues, including YMCA site utilities (water/sewer), with an anticipated substantial completion date of 5/31/2025, at which time a punchlist walk-through will be scheduled. Phase 3 (balance of improvements): 95% construction documents are complete; GMP being developed by the construction manager and initial draft is due to PBC on 5/7/2025; additional funding is expected to be required to fulfill the project costs through all (3) phases.



# Monthly Infrastructure Sales Tax Project Report

## Large Cap Projects

Data Date: 3/20/2025

Report Date: 3/31/2025

### DESCRIPTION/TEAM

### SCOPE

### PHOTO

**Project Title:** East Ocean Ave. (C-812) over Hypoluxo Island Lagoon (934347)  
**Project Number:** 1728  
**BCC District:** 04  
**Delivery Method:** Design CCNA  
**Category:** B04-Bridge Modifications  
**Status:** Design  
**Designer:** Scalar  
**Contractor:** TBD  
**Project Manager:** Kristine Frazelle-Smith

This project will replace an existing bridge that was built over 35 years ago. The project will improve traffic safety (lane widths, bike lanes, sidewalks, etc.) and improve drainage and embankment/slope protection.



### SCHEDULE SUMMARY

	Original	Actual
Project Start	9/1/2023	9/1/2023
Consultant Procurement Finish	1/23/2024	1/23/2024
Design Start	2/1/2024	2/1/2024
Design Complete	6/1/2026	
Permit Application	4/1/2025	
Permit Issued	6/1/2026	
Construction Start	12/1/2026	
Construction Complete	2/1/2028	

### PARTICIPATION

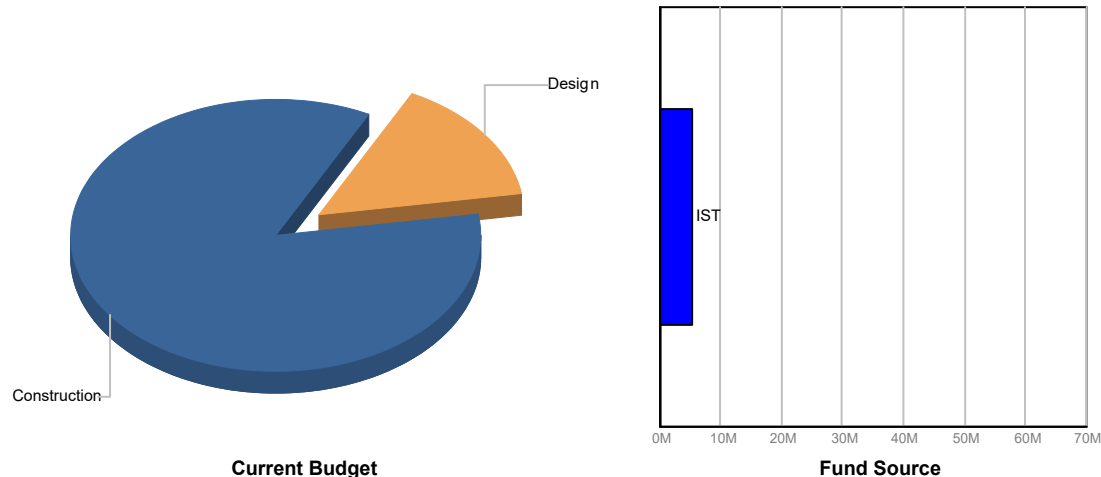
**Consultant**

- SBE 12.4%
- Local 100%
- WBE 0%
- MBE 0%

**Contractor**

- SBE TBD
- Local TBD
- WBE TBD
- MBE TBD

### FUNDING



### FINANCIAL SUMMARY

	Project Budget	Committed	% Committed	Paid To Date
	A	B	C=B/A	D
Design	\$800,000	\$555	0.07%	\$555
Construction	\$4,582,000	\$478,936	10.45%	\$185,881
<b>TOTAL</b>	<b>\$5,382,000</b>	<b>\$479,491</b>	<b>8.91%</b>	<b>\$186,436</b>

### NOTES

The project is funded for design (\$800k) in FY23 and for construction (\$4.582m) in FY26. Design is ongoing (5% complete).



# Monthly Infrastructure Sales Tax Project Report

## Large Cap Projects

Data Date: 3/20/2025

Report Date: 3/31/2025

### DESCRIPTION/TEAM

### SCOPE

### PHOTO

**Project Title:** Duda Rd. over SFWMD Lat. 14 Canal (Hillsboro Canal) (934519)  
**Project Number:** 1729  
**BCC District:** 06  
**Delivery Method:** Design CCNA  
**Category:** B08-Bridge Replacements  
**Status:** Design  
**Designer:** R.J. Behar  
**Contractor:** TBD  
**Project Manager:** Carlos Bojorge

This project will replace an existing bridge that was built over 70 years ago. The project will improve traffic safety (lane widths, sidewalks, etc.) and improve embankment/slope protection.



### SCHEDULE SUMMARY

	Original	Actual
Project Start	11/1/2022	11/1/2022
Consultant Procurement Finish	4/1/2024	4/1/2024
Design Start	6/11/2024	6/11/2024
Design Complete	12/1/2026	
Permit Application	12/1/2025	
Permit Issued	12/1/2026	
Construction Start	6/1/2027	
Construction Complete	4/1/2029	

### PARTICIPATION

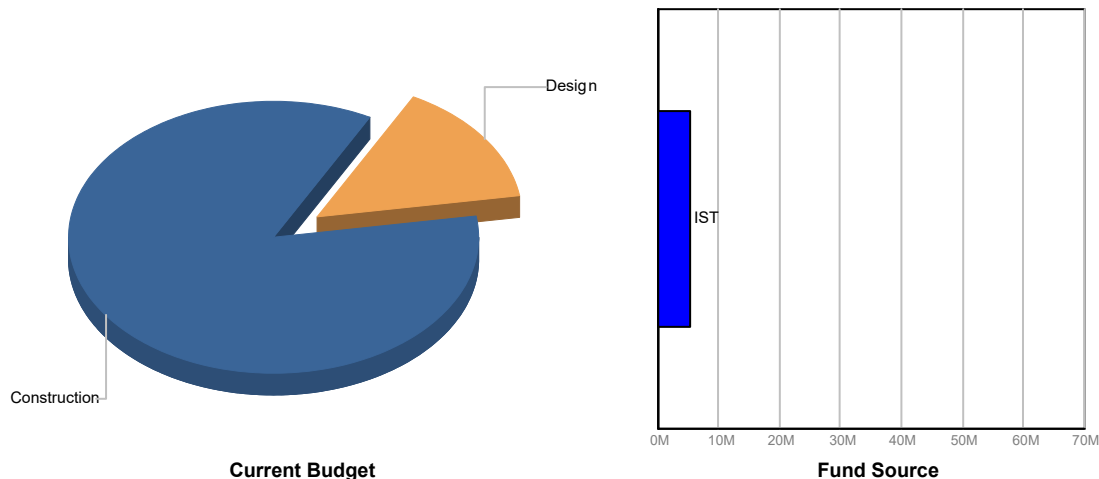
**Consultant**

- SBE 23%
- Local 100%
- WBE 23%
- MBE 0%

**Contractor**

- SBE TBD
- Local TBD
- WBE TBD
- MBE TBD

### FUNDING



### FINANCIAL SUMMARY

	Project Budget	Committed	% Committed	Paid To Date
	A	B	C=B/A	D
Design	\$800,000	\$0	0.00%	\$0
Construction	\$4,667,000	\$486,278	10.42%	\$67,422
<b>TOTAL</b>	<b>\$5,467,000</b>	<b>\$486,278</b>	<b>8.89%</b>	<b>\$67,422</b>

### NOTES

The project is funded for design (\$800k) in FY23 and for construction (\$4.667m) in FY27. Design is ongoing (10% complete).



# Monthly Infrastructure Sales Tax Project Report

## Large Cap Projects

Data Date: 3/20/2025

Report Date: 3/31/2025

### DESCRIPTION/TEAM

### SCOPE

### PHOTO

**Project Title:** Lantana Rd. from Hagen Ranch Rd. to I-95  
**Project Number:** 1731  
**BCC District:** Multiple  
**Delivery Method:** Annual Construction Contract  
**Category:** R04-Resurfacing  
**Status:** Design  
**Designer:** Mock, Roos & Associates  
**Contractor:** TBD  
**Project Manager:** Chase Miller

Resurfacing 5.5 miles (33 lane miles) of Lantana Road from Hagen Ranch Road to I-95. The road exhibits deteriorating surface conditions caused by issues with the underground closed drainage system.

FY2022 IST \$3,280,000



### SCHEDULE SUMMARY

	Original	Actual
Drainage Repairs Complete	12/1/2025	
Milling and Pavement Complete	6/1/2026	
ADA (Curb/Cut Ramps) Complete	9/1/2026	
Traffic Striping Complete	8/1/2026	
Traffic Loops Complete	12/1/2026	

### PARTICIPATION

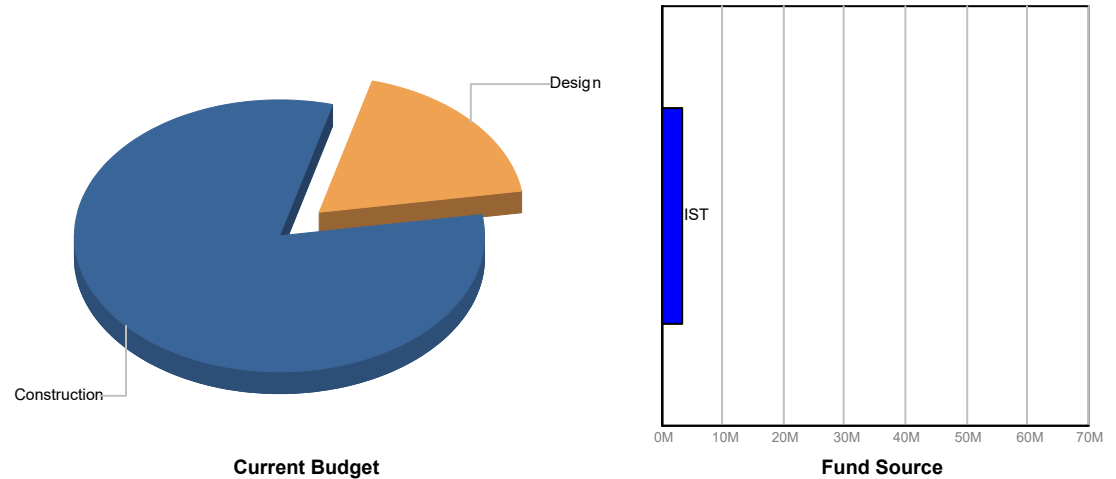
#### Consultant

SBE 0%  
 Local 100%  
 WBE 0%  
 MBE 0%

#### Contractor

SBE 15%  
 Local 100%  
 WBE TBD  
 MBE TBD

### FUNDING



### FINANCIAL SUMMARY

	Project Budget	Committed	% Committed	Paid To Date
	A	B	C=B/A	D
Design	\$600,000	\$0	0.00%	\$0
Construction	\$2,680,000	\$6,070	0.23%	\$6,070
<b>TOTAL</b>	<b>\$3,280,000</b>	<b>\$6,070</b>	<b>0.19%</b>	<b>\$6,070</b>

### NOTES

Drainage infrastructure study underway to determine scope of drainage repairs. Outstanding work includes drainage repairs, milling and paving, updating ADA ramps, restriping the road, and replacing traffic loops.



# Monthly Infrastructure Sales Tax Project Report

## Large Cap Projects

Data Date: 3/20/2025

Report Date: 3/31/2025

### DESCRIPTION/TEAM

### SCOPE

### PHOTO

**Project Title:** Countywide Street Lighting FY23 (frmly Lyons Rd (Lantana to Boynton Bch Blvd))  
**Project Number:** 1760  
**BCC District:** CW  
**Delivery Method:** Florida Power and Light  
**Category:** S14-Street Lighting  
**Status:** Construction  
**Designer:** Florida Power & Light  
**Contractor:** Florida Power & Light  
**Project Manager:** May Cheng

These projects will replace the high pressure sodium street lights with LED lights. Many of the street lights along County roads are owned and maintained by Florida Power and Light (FPL) with the County paying all the operation and maintenance costs (including power). FPL will be responsible for the final design and installation to convert the street lighting to the newer LED technology, and the County will reimburse FPL all applicable conversion costs. The result will provide a cost savings, better quality illumination, and a more desirable environmental light source.



### SCHEDULE SUMMARY

### PARTICIPATION

### FUNDING

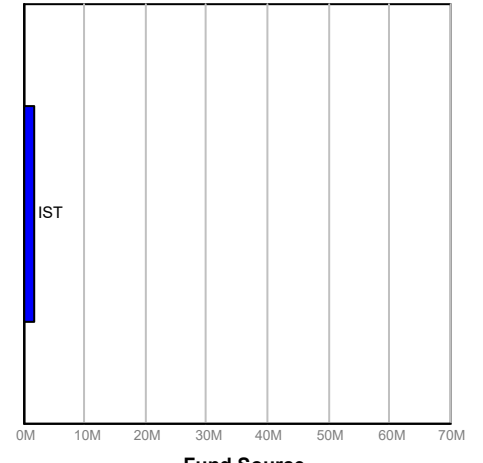
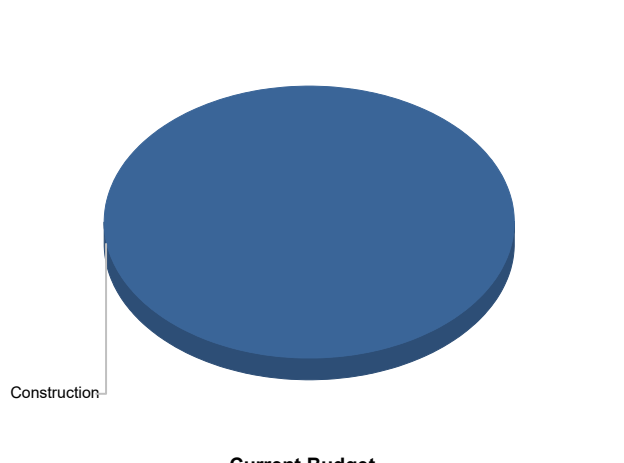
	Original	Actual
Gateway/Lawrence to Savannah Lakes		
Gun Club/Kirk to Congress		
Military/Camino Real to SW 18th		
Lawrence/Gateway to Boynton Beach		
Lake Worth/Wellington City Limits to SR 7		
Lawrence/Hypoluxo to Miner		
Jog/Hypoluxo to Joe de Long		
Hagen Ranch/Boynton Beach to W. Atlan		
Clint Moore/SR 7 to Turpike		
Hypoluxo/SR 7 to Hagen Ranch		
Okeechobee/SR 7 to Turpike		
Jog/Woolbright to Lake Ida		
Military/Waditika Wy to Okeechobee		

**Consultant**

SBE	N/A
Local	N/A
WBE	N/A
MBE	N/A

**Contractor**

SBE	N/A
Local	N/A
WBE	N/A
MBE	N/A



### FINANCIAL SUMMARY

### NOTES

	Project Budget	Committed	% Committed	Paid To Date
	A	B	C=B/A	D
Construction	\$1,830,000	\$0	0.00%	\$0
<b>TOTAL</b>	<b>\$1,830,000</b>	<b>\$0</b>	<b>0.00%</b>	<b>\$0</b>

There are 15 street lighting projects (road segments) funded (\$1,830,000) for conversion in FY 2023.



# Monthly Infrastructure Sales Tax Project Report

## Large Cap Projects

Data Date: 3/20/2025

Report Date: 3/31/2025

### DESCRIPTION/TEAM

### SCOPE

### PHOTO

**Project Title:** Congress Ave. from Clint Moore Rd. to Lake Ida Rd.  
**Project Number:** 1779  
**BCC District:** Multiple  
**Delivery Method:**  
 Category: R04-Resurfacing  
 Status: Construction  
 Designer: N/A  
 Contractor: Ranger  
 Project Manager: Chase Miller

Resurfacing 4.7 miles (28.2 lane miles) of Congress Avenue from Clint Moore Road to Lake Ida Road.  
  
 IST FY2024 \$3,300,000.00



### SCHEDULE SUMMARY

	Original	Actual
Milling and Pavement Complete	12/1/2025	
ADA (Curb/Cut Ramps) Complete	3/1/2026	
Traffic Striping Complete	1/1/2026	
Traffic Loops Complete	9/1/2026	

### PARTICIPATION

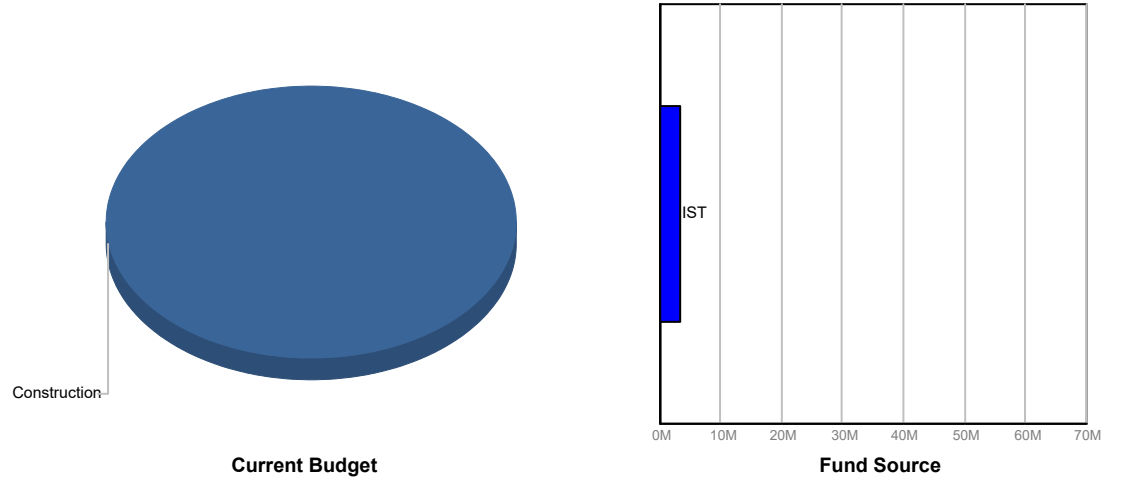
#### Consultant

SBE N/A  
 Local N/A  
 WBE N/A  
 MBE N/A

#### Contractor

SBE 15%  
 Local 100%  
 WBE 0%  
 MBE 0%

### FUNDING



### FINANCIAL SUMMARY

	Project Budget	Committed	% Committed	Paid To Date
	A	B	C=B/A	D
Construction	\$3,300,000	\$11,200	0.34%	\$11,200
<b>TOTAL</b>	<b>\$3,300,000</b>	<b>\$11,200</b>	<b>0.34%</b>	<b>\$11,200</b>

### NOTES

Outstanding work includes milling and paving, updating ADA ramps, restriping the road, and replacing traffic loops.



# Monthly Infrastructure Sales Tax Project Report

## Large Cap Projects

Data Date: 3/20/2025

Report Date: 3/31/2025

### DESCRIPTION/TEAM

### SCOPE

### PHOTO

**Project Title:** S.W. 18th St. from Boca Rio Rd. to Military Trail  
**Project Number:** 1782  
**BCC District:** 04  
**Delivery Method:** Annual Construction Contract  
**Category:** R04-Resurfacing  
**Status:** Construction  
**Designer:** N/A  
**Contractor:** Ranger  
**Project Manager:** Chase Miller

Resurfacing 2.5 miles (10.8 lane miles) of SW 18th Street from Boca Rio Road to Military Trail.  
 IST FY2024 \$1,300,000.00



### SCHEDULE SUMMARY

	Original	Actual
Milling and Pavement Complete	10/1/2025	
ADA (Curb/Cut Ramps) Complete	2/1/2026	
Traffic Striping Complete	12/1/2025	
Traffic Loops Complete	4/1/2026	

### PARTICIPATION

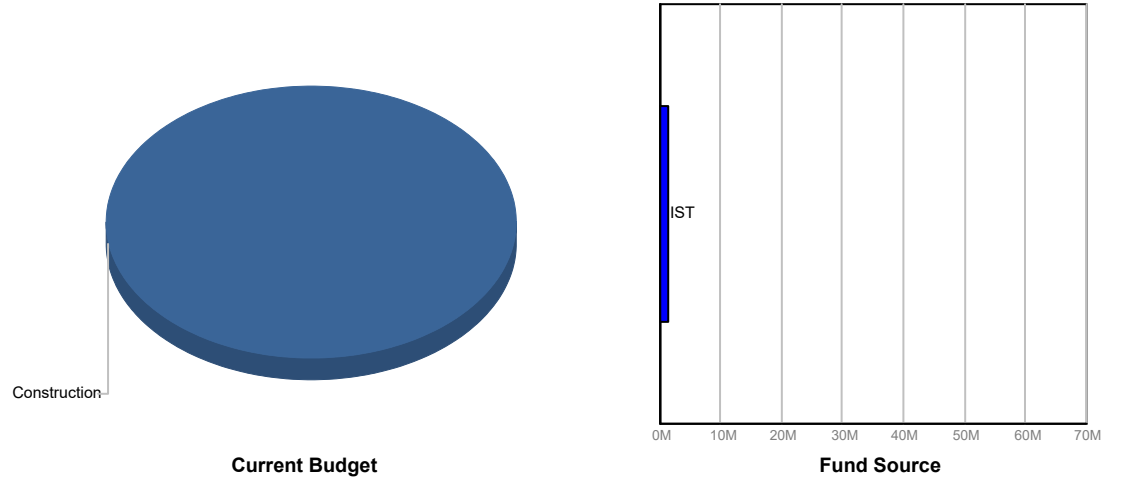
#### Consultant

SBE N/A  
 Local N/A  
 WBE N/A  
 MBE N/A

#### Contractor

SBE 15%  
 Local 100%  
 WBE 0%  
 MBE 0%

### FUNDING



### FINANCIAL SUMMARY

	Project Budget	Committed	% Committed	Paid To Date
	A	B	C=B/A	D
Construction	\$1,300,000	\$156,167	12.01%	\$53,167
<b>TOTAL</b>	<b>\$1,300,000</b>	<b>\$156,167</b>	<b>12.01%</b>	<b>\$53,167</b>

### NOTES

Outstanding work includes milling and paving, updating ADA ramps, restriping the road, and replacing traffic loops.




# Monthly Infrastructure Sales Tax Project Report

## Large Cap Projects

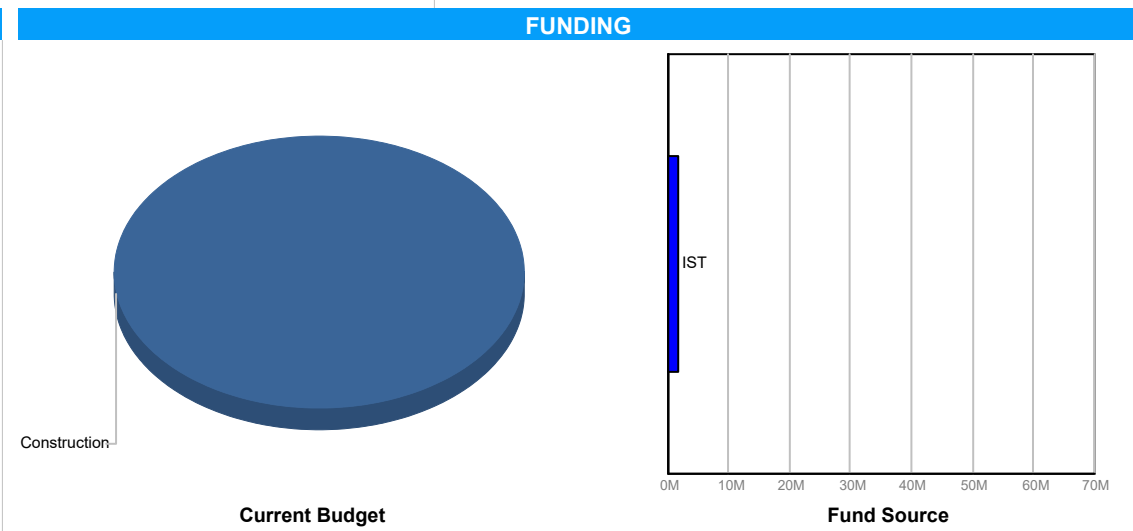
Data Date: 3/20/2025

Report Date: 3/31/2025

DESCRIPTION/TEAM	SCOPE	PHOTO
<p><b>Project Title:</b> Lake Ida Rd. from Hagen Ranch Rd. to Congress Ave.</p> <p>Project Number: 1813</p> <p>BCC District: Multiple</p> <p>Delivery Method: Annual Construction Contract</p> <p>Category: R04-Resurfacing</p> <p>Status: Construction</p> <p>Designer: N/A</p> <p>Contractor: M&amp;M Asphalt Maintenance</p> <p>Project Manager: Chase Miller</p>	<p>Resurfacing 4.5 miles (14.4 lane miles) of Lake Ida Road from Hagan Ranch Road to Congress Avenue.</p>	

SCHEDULE SUMMARY		
	Original	Actual
Milling and Pavement Complete	8/1/2025	
ADA (Curb/Cut Ramps) Complete	10/1/2025	
Traffic Striping Complete	10/1/2025	
Traffic Loops Complete	1/1/2026	

PARTICIPATION	
<b>Consultant</b>	
SBE	N/A
Local	N/A
WBE	N/A
MBE	N/A
<b>Contractor</b>	
SBE	10%
Local	100%
WBE	0%
MBE	0%



FINANCIAL SUMMARY				
	Project Budget	Committed	% Committed	Paid To Date
	A	B	C=B/A	D
Construction	\$1,850,000	\$236,924	12.81%	\$123,940
<b>TOTAL</b>	<b>\$1,850,000</b>	<b>\$236,924</b>	<b>12.81%</b>	<b>\$123,940</b>

**NOTES**

Outstanding work includes milling and paving, updating ADA ramps, restriping the road, and replacing traffic loops.





# Monthly Infrastructure Sales Tax Project Report

## Large Cap Projects

Data Date: 3/20/2025

Report Date: 3/31/2025

### DESCRIPTION/TEAM

### SCOPE

### PHOTO

**Project Title:** Old Dixie Hwy. from South County Line to Spanish River Blvd.  
**Project Number:** 1814  
**BCC District:** 04  
**Delivery Method:** Annual Construction Contract  
**Category:** R04-Resurfacing  
**Status:** Construction  
**Designer:** N/A  
**Contractor:** M&M Asphalt Maintenance  
**Project Manager:** Chase Miller

Resurfacing 4.6 miles (18.4 lane miles) of Old Dixie Hwy. from S. County line to Spanish River.



### SCHEDULE SUMMARY

	Original	Actual
Milling and Pavement Complete	12/1/2025	
ADA (Curb/Cut Ramps) Complete	10/1/2025	
Traffic Striping Complete	2/1/2026	
Traffic Loops Complete	6/1/2026	

### PARTICIPATION

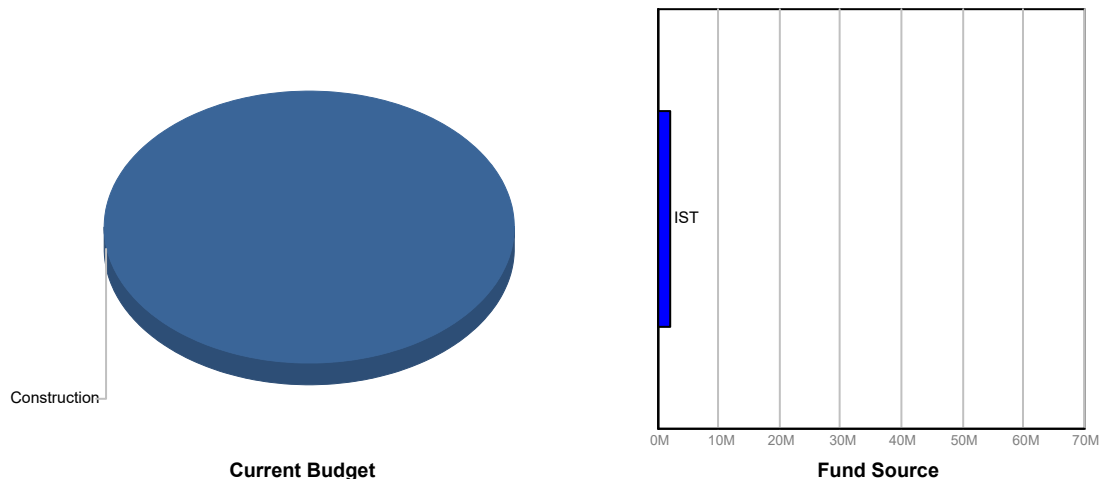
#### Consultant

SBE N/A  
 Local N/A  
 WBE N/A  
 MBE N/A

#### Contractor

SBE 10%  
 Local 100%  
 WBE 0%  
 MBE 0%

### FUNDING



### FINANCIAL SUMMARY

	Project Budget	Committed	% Committed	Paid To Date
	A	B	C=B/A	D
Construction	\$2,170,000	\$48,986	2.26%	\$1,386
<b>TOTAL</b>	<b>\$2,170,000</b>	<b>\$48,986</b>	<b>2.26%</b>	<b>\$1,386</b>

### NOTES

Outstanding work includes milling and paving, updating ADA ramps, restriping the road, and replacing traffic loops.



# Monthly Infrastructure Sales Tax Project Report

## Large Cap Projects

Data Date: 3/20/2025

Report Date: 3/31/2025

### DESCRIPTION/TEAM

### SCOPE

### PHOTO

**Project Title:** El Clair Ranch Rd. from Atlantic Ave. to Boynton Beach Blvd.  
**Project Number:** 1816  
**BCC District:** 05  
**Delivery Method:** Annual Construction Contract  
**Category:** R04-Resurfacing  
**Status:** Construction  
**Designer:** N/A  
**Contractor:** M&M Asphalt Maintenance  
**Project Manager:** Chase Miller

Resurfacing 5.2 miles (10.4 lane miles) of El Clair Ranch Road from Atlantic Avenue to Boynton Beach Boulevard.



### SCHEDULE SUMMARY

	Original	Actual
Milling and Pavement Complete	12/1/2025	
ADA (Curb/Cut Ramps) Complete	10/1/2025	
Traffic Striping Complete	2/1/2026	
Traffic Loops Complete	5/1/2026	

### PARTICIPATION

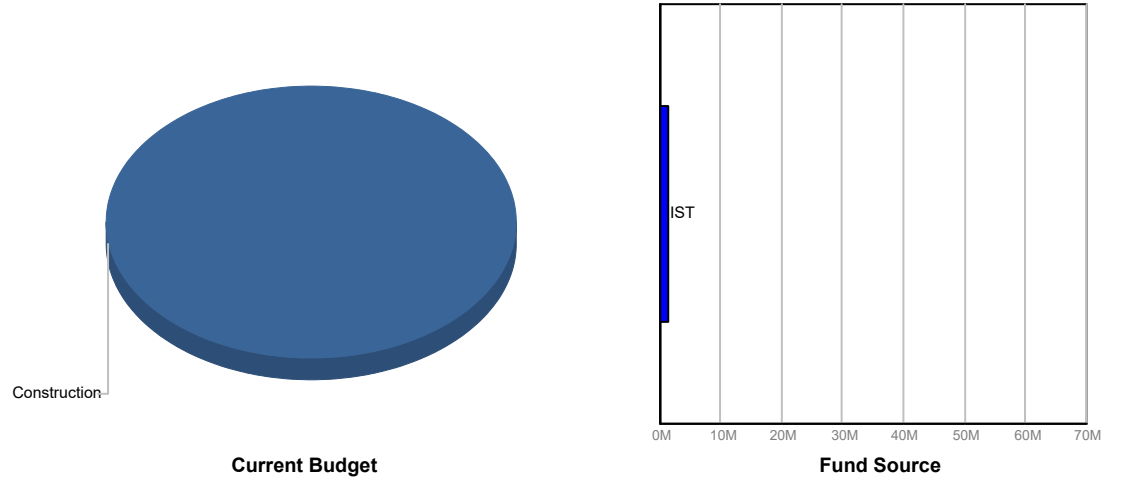
#### Consultant

SBE N/A  
 Local N/A  
 WBE N/A  
 MBE N/A

#### Contractor

SBE 10%  
 Local 100%  
 WBE 0%  
 MBE 0%

### FUNDING



### FINANCIAL SUMMARY

	Project Budget	Committed	% Committed	Paid To Date
	A	B	C=B/A	D
Construction	\$1,360,000	\$100,569	7.39%	\$869
<b>TOTAL</b>	<b>\$1,360,000</b>	<b>\$100,569</b>	<b>7.39%</b>	<b>\$869</b>

### NOTES

Outstanding work includes milling and paving, updating ADA ramps, restriping the road, and replacing traffic loops.



# Monthly Infrastructure Sales Tax Project Report

## Large Cap Projects

Data Date: 3/20/2025

Report Date: 3/31/2025

### DESCRIPTION/TEAM

### SCOPE

### PHOTO

**Project Title:** Judge Winnikoff Rd. from State Rd. 7 to Glades Rd.  
**Project Number:** 1820  
**BCC District:** 05  
**Delivery Method:** Annual Construction Contract  
**Category:** R04-Resurfacing  
**Status:** Construction  
**Designer:** N/A  
**Contractor:** M&M Asphalt Maintenance  
**Project Manager:** Chase Miller

Resurfacing 3.9 miles (10.0 lane miles) of Judge Winnikoff Road from Glades Road to SR 7.



### SCHEDULE SUMMARY

	Original	Actual
Milling and Pavement Complete	9/1/2025	
ADA (Curb/Cut Ramps) Complete	12/1/2025	
Traffic Striping Complete	11/1/2025	
Traffic Loops Complete	2/1/2026	

### PARTICIPATION

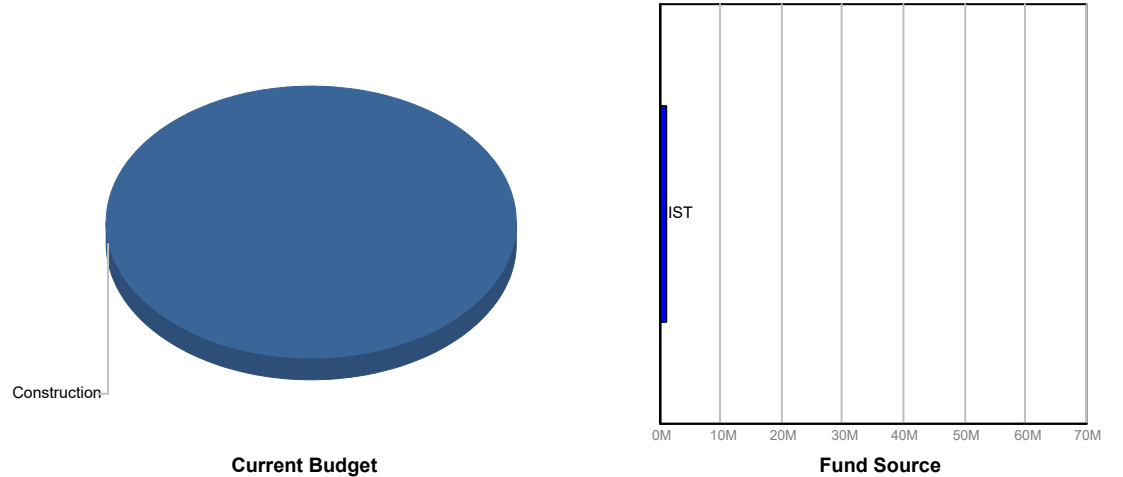
#### Consultant

SBE N/A  
 Local N/A  
 WBE N/A  
 MBE N/A

#### Contractor

SBE 10%  
 Local 100%  
 WBE 0%  
 MBE 0%

### FUNDING



### FINANCIAL SUMMARY

	Project Budget	Committed	% Committed	Paid To Date
	A	B	C=B/A	D
Construction	\$1,030,000	\$60,169	5.84%	\$60,169
<b>TOTAL</b>	<b>\$1,030,000</b>	<b>\$60,169</b>	<b>5.84%</b>	<b>\$60,169</b>

### NOTES

Outstanding work includes milling and paving, updating ADA ramps, restriping the road, and replacing traffic loops.



# Monthly Infrastructure Sales Tax Project Report

## Large Cap Projects

Data Date: 3/20/2025

Report Date: 3/31/2025

### DESCRIPTION/TEAM

### SCOPE

### PHOTO

**Project Title:** Courthouse Buildout and Renovations

Project Number: B592  
 BCC District: CW  
 Delivery Method: CMAR  
 Category: J02-Judicial  
 Status: Design  
 Designer: Leo A. Daly  
 Contractor: The Weitz Company LLC  
 Project Manager: Rich Avery

Improvement of approximately 100,000 square feet of unfinished interior space upon floors one, seven and eight of the Judge Daniel T.K. Hurley Courthouse in downtown West Palm Beach, as well as other incidental interior improvements. All improvements will implement the Palm Beach County Judicial Facilities Master Plan Update.  
 IST funding consists of:  
 \$8,000,000 in FY 2022,  
 \$24,500,000 in FY 2023  
 \$35,136,943 in FY 2024,  
 \$3,000,000 Impact Fees  
 Total of \$70,636,943.



### SCHEDULE SUMMARY

	Original	Actual
Design Contract Issued	6/7/2022	6/7/2022
Design Commencement	6/17/2022	6/17/2022
Design Completion 1st, 7th, & 8th floors	5/18/2023	

### PARTICIPATION

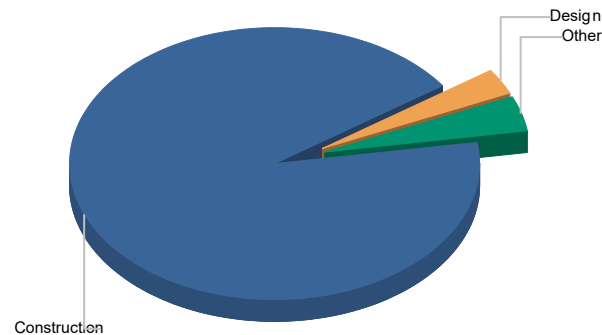
#### Consultant

SBE 25%  
 Local 100%  
 WBE 100%  
 MBE 100%

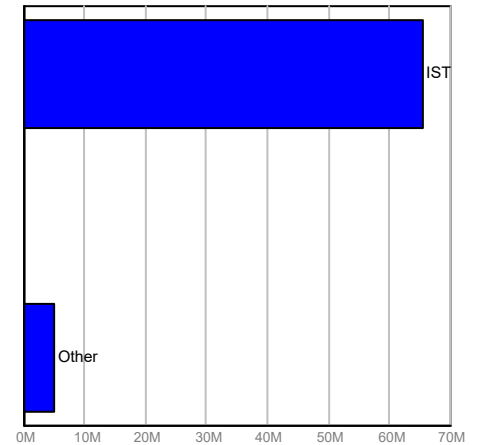
#### Contractor

SBE TBD  
 Local TBD  
 WBE TBD  
 MBE TBD

### FUNDING



Current Budget



Fund Source

### FINANCIAL SUMMARY

	Project Budget	Committed	% Committed	Paid To Date
	A	B	C=B/A	D
Design	\$2,026,992	\$2,088,213	103.02%	\$426,598
Construction	\$65,519,822	\$2,997,761	4.58%	\$2,076,613
Other	\$3,000,000	\$143,484	4.78%	\$12,773
<b>TOTAL</b>	<b>\$70,546,814</b>	<b>\$5,229,458</b>	<b>7.41%</b>	<b>\$2,515,984</b>

### NOTES

The consultant continues with the development of the 1st floor plan. The 100% DD drawings for floors 7 and 8 have been submitted and distributed to county staff and the end users for review and comment . The design team and staff continue to meet for design progress meetings every two weeks .



# Monthly Infrastructure Sales Tax Project Report

## Large Cap Projects

Data Date: 3/20/2025

Report Date: 3/31/2025

### DESCRIPTION/TEAM

### SCOPE

### PHOTO

**Project Title:** Lake Worth West Substation

Project Number: B607  
 BCC District: Multiple  
 Delivery Method: Construction Manager at Risk  
 Category: S06-Sheriff - FDO  
 Status: Construction  
 Designer: Ohlson Lavoie Collaborative  
 Contractor: D Stephenson  
 Project Manager: Sunil Jagoo

Provide dedicated office(s) within the HRC2 building (project-19220) for PBSO field personnel's use. Additional interior improvements include a multipurpose room for PBSO training purposes and HRC/community programming, as well as restrooms, circulation area, and other incidental improvements.

FY 2019 IST \$1,213,460



### SCHEDULE SUMMARY

### PARTICIPATION

### FUNDING

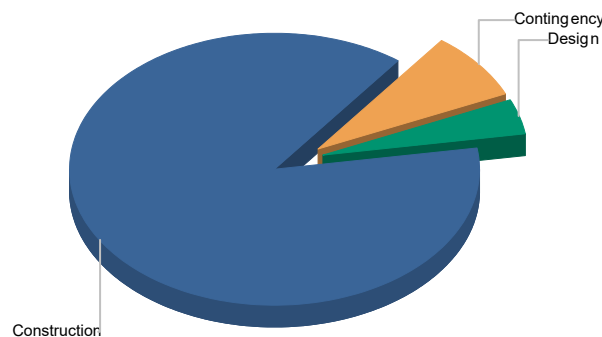
Original	Actual
Please Refer to Central County Resource	

#### Consultant

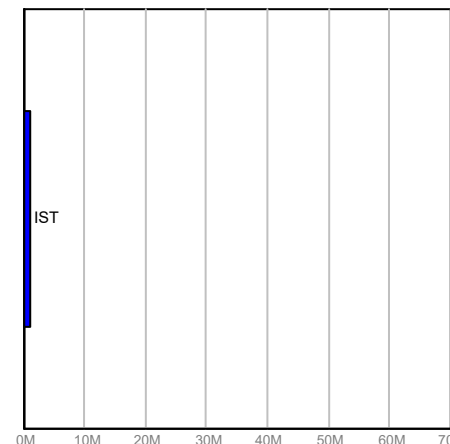
SBE TBD  
 Local TBD  
 WBE TBD  
 MBE TBD

#### Contractor

SBE TBD  
 Local TBD  
 WBE TBD  
 MBE TBD



Current Budget



Fund Source

### FINANCIAL SUMMARY

### NOTES

	Project Budget	Committed	% Committed	Paid To Date
	A	B	C=B/A	D
Design	\$50,000	\$2,227	4.45%	\$2,227
Construction	\$1,063,460	\$1,085,373	102.06%	\$1,085,374
Contingency	\$100,000	\$0	0.00%	\$0
<b>TOTAL</b>	<b>\$1,213,460</b>	<b>\$1,087,601</b>	<b>89.63%</b>	<b>\$1,087,601</b>

Please refer to the Central County Resource Center report for current status and material project updates.



# Monthly Infrastructure Sales Tax Project Report

## Large Cap Projects

Data Date: 3/20/2025

Report Date: 3/31/2025

### DESCRIPTION/TEAM

### SCOPE

### PHOTO

**Project Title:** PBSO District 1 Substation and Marine Unit  
**Project Number:** B665  
**BCC District:** 02  
**Delivery Method:** CMAR  
**Category:** S06-Sheriff - FDO  
**Status:** Construction  
**Designer:** Song & Associates  
**Contractor:** Kaufman Lynn  
**Project Manager:** Henry Madriz

Construction of an approximately 28,000 square foot facility and site improvements to accommodate the relocation of PBSO District 1 from PBSO Headquarters as well as the relocation of the PBSO Marine Unit from the County's Cherry Road Complex property. The subject site is approximately 5.75 acres and located on the west side of Jog Road approximately 1,000 feet south of Belvedere Road.  
**Funding Sources:** IST\$1,000,000,Ad-valorem \$2,076,000, and Impact Fees \$ 22,516,895



### SCHEDULE SUMMARY

	Original	Actual
Submit DRO Application	8/3/2020	8/3/2020
Submit for Permits	3/18/2022	5/6/2022
Construction Complete	10/31/2023	
PBSO Turn Over	3/21/2025	

### PARTICIPATION

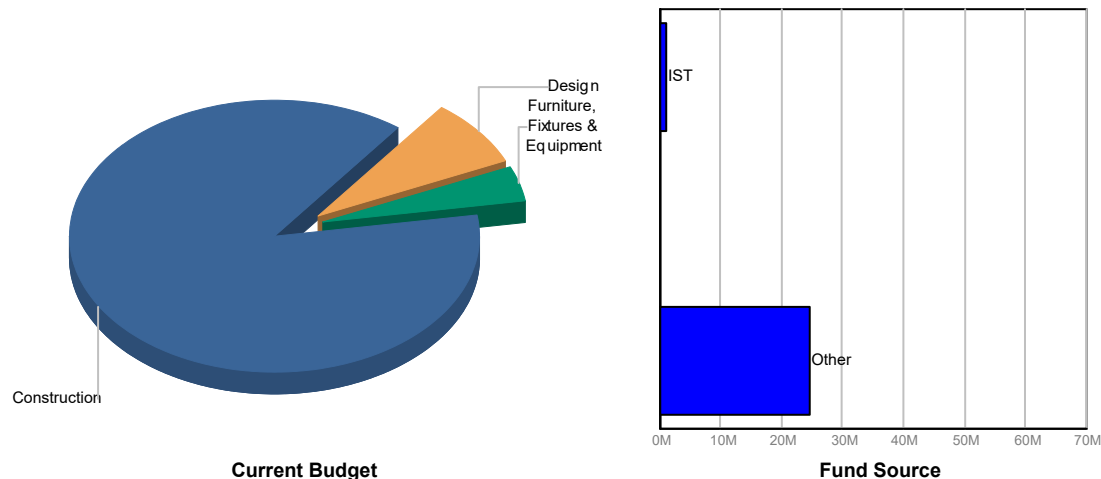
**Consultant**

- SBE 77.4%
- Local 100%
- WBE 77.4%
- MBE 77.4%

**Contractor**

- SBE 27.06%
- Local 100%
- WBE 0%
- MBE 6.40%

### FUNDING



### FINANCIAL SUMMARY

	Project Budget	Committed	% Committed	Paid To Date
	A	B	C=B/A	D
Design	\$2,076,000	\$884,123	42.59%	\$884,123
Construction	\$22,440,895	\$21,896,872	97.58%	\$11,998,149
Furniture, Fixtures & Equipment	\$1,076,000	\$0	0.00%	\$0
<b>TOTAL</b>	<b>\$25,592,895</b>	<b>\$22,780,995</b>	<b>89.01%</b>	<b>\$12,882,272</b>

### NOTES

The project is 97% complete, with the FPL easement fully executed and recorded, awaiting the TCO document to transfer the contract; the WUD easement is pending S&L review and a permit for the water meter; furniture procurement is finalized, with installation starting on 4-18-25; the Boat Test Tank is expected to be completed by 4-11-25; fire alarm testing and FEMA corrected maps are still pending, with target completion dates set for TCO on 5-1-25 and final completion on 6-2-25. User requested landscape modifications will then follow.



# Monthly Infrastructure Sales Tax Project Report

## Large Cap Projects

Data Date: 3/20/2025

Report Date: 3/31/2025

### DESCRIPTION/TEAM

### SCOPE

### PHOTO

**Project Title:** Gramercy Park Expansion (aka Mack Bernard Park)  
**Project Number:** P945  
**BCC District:** 07  
**Delivery Method:** Annual Contract  
**Category:** E02-Existing Park Redevelopment or Expansion  
**Status:** Construction  
**Designer:** Colome' & Associates, Inc.  
**Contractor:** Hatcher Construction & Development  
**Project Manager:** David Polson

Gramercy: Construction of a +/- 11,000 sq. ft. neighborhood center and passive park for underserved Countywide Community Revitalization Team (CCRT) areas.  
  
 FY 2024 IST: \$4,000,000  
 Other funding is captured in another report, T004.



### SCHEDULE SUMMARY

	Original	Actual
Construction NTP Issued	1/30/2024	1/30/2024
Construction Commencement	2/5/2024	2/5/2024
Permits Issued	1/24/2024	1/24/2024
Ground Breaking Ceremony	3/14/2024	3/14/2024
Project Completion	3/3/2025	

### PARTICIPATION

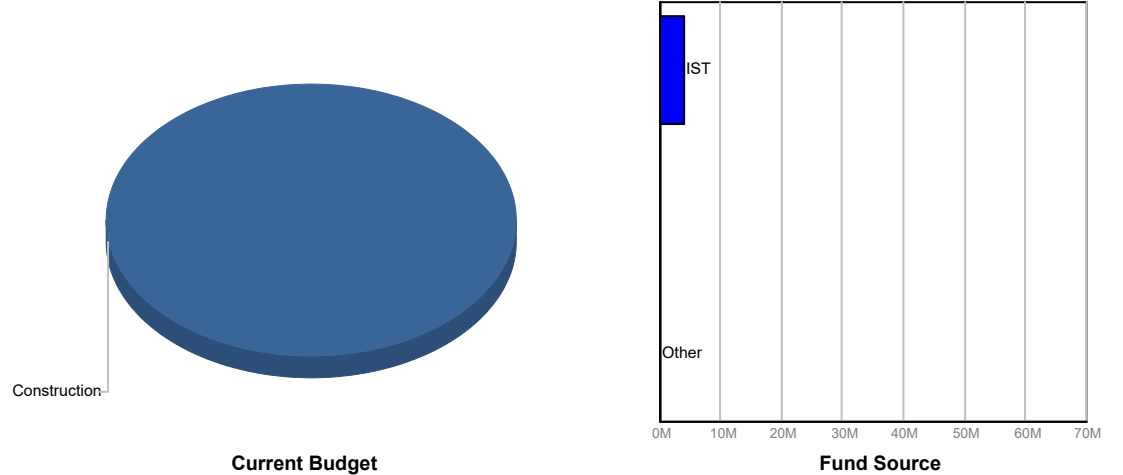
**Consultant**

- SBE 88.63%
- Local 100%
- WBE 6.27%
- MBE 0%

**Contractor**

- SBE N/A
- Local N/A
- WBE N/A
- MBE N/A

### FUNDING



### FINANCIAL SUMMARY

	Project Budget	Committed	% Committed	Paid To Date
	A	B	C=B/A	D
Design	\$0	\$0	0.00%	\$0
Construction	\$4,026,663	\$2,809,647	69.78%	\$1,266,937
<b>TOTAL</b>	<b>\$4,026,663</b>	<b>\$2,809,647</b>	<b>69.78%</b>	<b>\$1,266,937</b>

### NOTES

Grading and shell rock application on walking paths in the northern area, planting of palm and oak trees are ongoing. Electrical rough-in continues. Fire sprinkler rough-in and duct installation are in progress. Gypsum wallboard application ongoing. Roofing and exterior painting are complete. OAC meetings are scheduled for the 1st and 3rd Thursday of each month. The staff project team has reviewed and discussed the CM's request for a 57-day time extension. The conclusion and recommendation are to approve 31 justifiable days, setting the new SC date to 5/3/2025.



# Monthly Infrastructure Sales Tax Project Report

## Large Cap Projects

Data Date: 3/20/2025

Report Date: 3/31/2025

### DESCRIPTION/TEAM

### SCOPE

### PHOTO

**Project Title:** Housing Units for Homeless, Extremely Low Income, & Low Income

Project Number: Q001

BCC District: CW

Delivery Method: TBD

Category: H02-Housing

Status: Varies

Designer: Varies

Contractor: Varies

Project Manager: Varies

This project involves the delivery of housing units for use as temporary or longer term affordable housing for homeless and special populations.

This Project is funded in:  
 FY 2017 - FY 2026 for \$2,550,000 each year for a total of \$25,500,000.



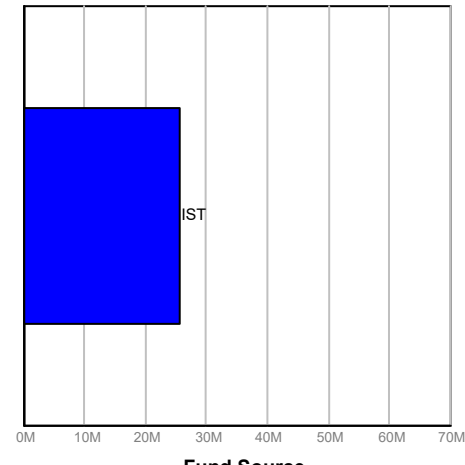
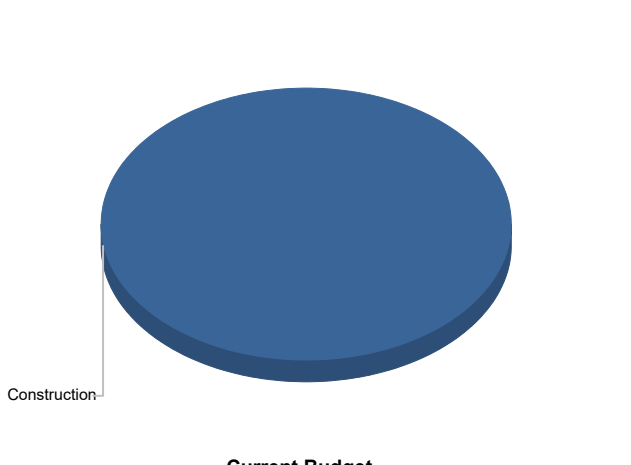
### SCHEDULE SUMMARY

### PARTICIPATION

### FUNDING

	Original	Actual
Project Start	9/1/2017	9/1/2017
Project Completion		

- Consultant**
- SBE VARIES
  - Local VARIES
  - WBE VARIES
  - MBE VARIES
- Contractor**
- SBE VARIES
  - Local VARIES
  - WBE VARIES
  - MBE VARIES



### FINANCIAL SUMMARY

### NOTES

	Project Budget	Committed	% Committed	Paid To Date
	A	B	C=B/A	D
Design	\$0	\$15,459	0.00%	\$15,459
Construction	\$25,500,000	\$9,213,431	36.13%	\$6,428,125
Furniture, Fixtures & Equipment	\$0	\$0	0.00%	\$0
Other	\$0	\$50,674	0.00%	\$50,674
Contingency	\$0	\$0	0.00%	\$0
<b>TOTAL</b>	<b>\$25,500,000</b>	<b>\$9,279,564</b>	<b>36.39%</b>	<b>\$6,494,259</b>

This Project will fund multiple projects over a 10-year period. The Cottage Homes pilot project by the WPB Housing Authority (\$6,073,458.06) ribbon cutting was conducted October 30, 2024, and reconciliation and close-out are in progress. The BCC approved \$1M toward the non-congregate shelter in Pahokee on Sept. 15, 2020 (\$621,000 expended). A \$2.5M allocation to the Belle Glade Housing Authority for the improvement of 534 housing units in Belle Glade was approved by the BCC on November 1, 2022 and work is ongoing. A \$13M commitment toward the purchase of a property supporting a 114-room hotel to provide senior housing accommodations was approved by the BCC on 3/18/2025 and work toward closing is in progress.





# Monthly Infrastructure Sales Tax Project Report

## Large Cap Projects

Data Date: 3/20/2025

Report Date: 3/31/2025

### DESCRIPTION/TEAM

### SCOPE

### PHOTO

**Project Title:** Countywide ADA Renovations

Project Number: Q002  
 BCC District: CW  
 Delivery Method: Annual Contract  
 Category: G02-General Government Facilities  
 Status: Varies  
 Designer: Varies  
 Contractor: Varies  
 Project Manager: Varies

Renovate multiple public facility restrooms to meet ADA requirements. The following locations are planned for renovation:  
 Delray Health Clinic ADA Restrooms @ \$250K FY2017  
 Lantana Health Clinic ADA Restrooms @ \$275K FY2022  
 Lantana Health Clinic ADA Service Counter @ \$16K FY2022  
 Jupiter Health Clinic ADA Restrooms @ \$64K FY2022  
 West County Administration Building (aka Glades Office Building) ADA Improvements @ \$245K FY2022 and \$450K FY2023

This Project is funded in:  
 FY 2017 \$250,000 FY 2024 \$1,009,758  
 FY 2022 \$600,000 FY 2025 \$539,000  
 FY 2023 \$450,000



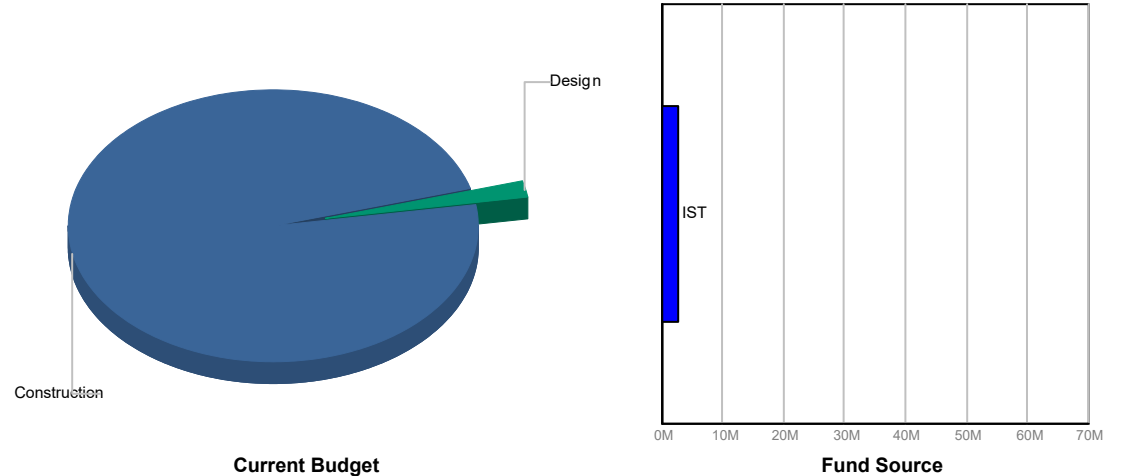
### SCHEDULE SUMMARY

	Original	Actual
Delray Health Start	7/27/2017	7/27/2017
Delray Health Finish	12/21/2018	10/24/2022
Lantana Health Start	7/7/2017	7/7/2017
Lantana Health Finish	4/8/2018	
Lantana Health (Counters) Start	11/24/2020	11/24/2020
Lantana Health (Counters) Finish	10/1/2024	10/1/2024
Jupiter Health Start	12/22/2020	12/22/2020
Jupiter Health Finish	11/1/2024	11/1/2024
West County Admin Start	6/22/2022	6/1/2023
West County Admin Finish		

### PARTICIPATION

- Consultant**
- SBE Varies
  - Local Varies
  - WBE Varies
  - MBE Varies
- Contractor**
- SBE Varies
  - Local Varies
  - WBE Varies
  - MBE Varies

### FUNDING



### FINANCIAL SUMMARY

	Project Budget	Committed	% Committed	Paid To Date
	A	B	C=B/A	D
Design	\$52,353	\$285,482	545.30%	\$265,174
Construction	\$2,796,405	\$826,174	29.54%	\$731,584
Furniture, Fixtures & Equipment	\$0	\$0	0.00%	\$0
Other	\$0	\$1,339	0.00%	\$1,339
Contingency	\$0	\$0	0.00%	\$0
<b>TOTAL</b>	<b>\$2,848,758</b>	<b>\$1,112,995</b>	<b>39.07%</b>	<b>\$998,096</b>

### NOTES

Delray Health: Closed. Lantana Health: Project completed. Final reconciliation change order underway.  
 Jupiter Health: Facility in use by Health Department. Project in closeout. West County Administration Building: Design Development drawings are due 4/15/2025.



# Monthly Infrastructure Sales Tax Project Report

## Large Cap Projects

Data Date: 3/20/2025

Report Date: 3/31/2025

### DESCRIPTION/TEAM

### SCOPE

### PHOTO

**Project Title:** Animal Care & Control

Project Number: Q008  
 BCC District: 02  
 Delivery Method: Construction Manager at Risk  
 Category: G02-General Government Facilities  
 Status: Design  
 Designer: PGAL  
 Contractor: Wharton-Smith  
 Project Manager: Rich Avery

The Animal Care & Control Renovation & Expansion project for the Belvedere Rd. campus includes: renovations to existing buildings for improved functionality; possible replacement of non-air conditioned kennel buildings with air-conditioned kennel buildings pending evaluation, pricing and approval; and the creation of new spaces necessary to facilitate current and future projected operational needs. The cost of the project includes cost-estimating services necessary in order to validate the project scope, which was derived jointly by FDO & the ACC Division via a needs assessment and programming document, as well as interim arrangements to sustain continuous operations during construction. Funding: FY 2019 IST now only \$6,000,000 and FY 2020 IST \$7,000,000. The balance will be bond (\$56,700,00).



### SCHEDULE SUMMARY

	Original	Actual
PROGRAMMING	10/1/2018	10/1/2018
Commence Design Comparative Study	7/24/2019	7/24/2019
Design Start	2/3/2020	12/2/2020
Construction Start	12/1/2020	
Substantial Completion	7/3/2023	

### PARTICIPATION

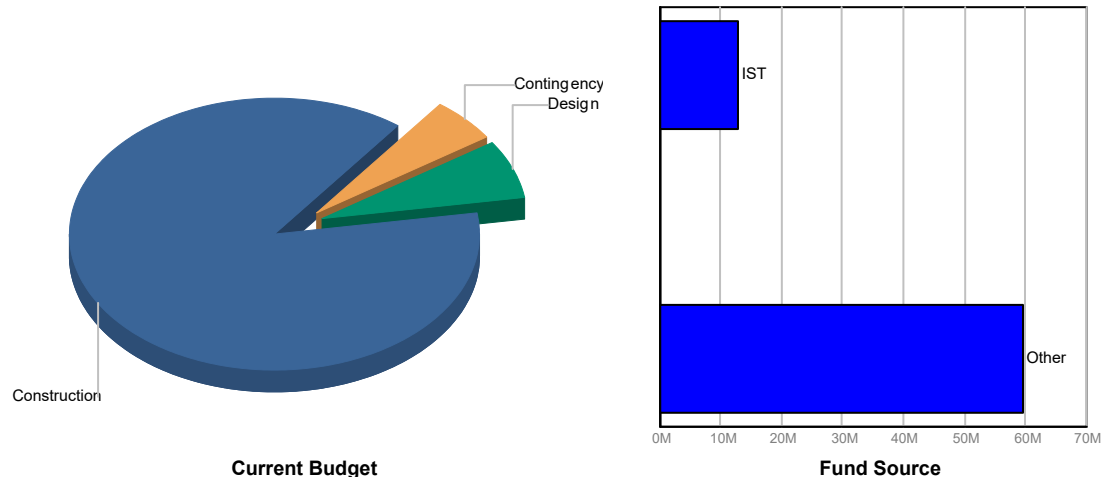
**Consultant**

SBE 20%  
 Local 100%  
 WBE N/A  
 MBE N/A

**Contractor**

SBE 13.04%  
 Local 13.04%  
 WBE 13.04%  
 MBE 13.04%

### FUNDING



### FINANCIAL SUMMARY

	Project Budget	Committed	% Committed	Paid To Date
	A	B	C=B/A	D
Design	\$5,059,495	\$3,842,208	75.94%	\$1,190,779
Construction	\$63,820,000	\$953,907	1.49%	\$693,088
Contingency	\$3,780,000	\$119,779	3.17%	\$90,607
<b>TOTAL</b>	<b>\$72,659,495</b>	<b>\$4,915,894</b>	<b>6.77%</b>	<b>\$1,974,473</b>

### NOTES

The 50% construction drawings were issued by the consultant and issued to staff and the end user for review and comment. A comment review will take place at the next OAC meeting. The presentation to management will be scheduled once the CM and AE are ready to give the presentation.



# Monthly Infrastructure Sales Tax Project Report

## Large Cap Projects

Data Date: 3/20/2025

Report Date: 3/31/2025

### DESCRIPTION/TEAM

### SCOPE

### PHOTO

**Project Title:** Central County Housing Resource Center  
**Project Number:** Q009  
**BCC District:** 03  
**Delivery Method:** Construction Manager at Risk  
**Category:** H02-Housing  
**Status:** Close Out  
**Designer:** Ohlson Lavoie Collaborative  
**Contractor:** D Stephenson  
**Project Manager:** Sunil Jagoo

The Homeless Resource Center 2 (HRC 2) is to provide an effective Crisis Response System that provides immediate and easy access to safe and decent temporary shelter to County residents that need it and aims to re-house people as quickly as possible while receiving wrap-around social services. The facility will compliment the County's existing Senator Philip D. Lewis Center in West Palm Beach and will consist of approximately 19,000 square feet to support 74 client beds, dining and service delivery/office areas, restrooms, laundry facilities, an intake lobby, and other incidental interior and exterior improvements. Co-located within the facility will be the improvements identified in the IST Project Plan titled PBSO Lake Worth West Substation. FY 2019 IST \$5,700,000 FY 2022 IST \$9,243,697



### SCHEDULE SUMMARY

	Original	Actual
Program Development	11/1/2017	11/1/2017
Public Outreach	2/1/2019	2/1/2019
Design Team Solicitation	5/1/2019	9/30/2020
CM Solicitation	9/1/2019	11/26/2019
Schematic Design	11/11/2019	1/31/2020
Design Development	5/1/2020	9/28/2020
Construction Documents	10/1/2020	2/23/2021
Permitting	1/1/2021	1/1/2021
Construction Commencement	6/1/2021	5/10/2022
CO/Substantial Completion	9/1/2022	5/17/2023
Occupancy	10/3/2022	1/30/2024

### PARTICIPATION

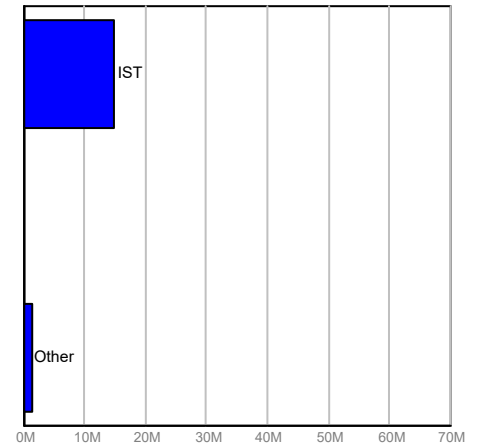
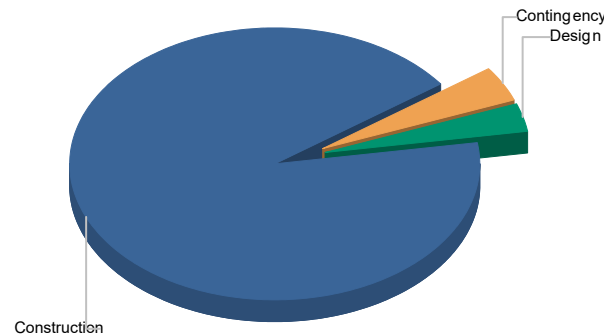
**Consultant**

- SBE 0%
- Local 25%
- WBE 0%
- MBE 0%

**Contractor**

- SBE N/A
- Local 100%
- WBE 6.9%
- MBE 22.4%

### FUNDING



Current Budget

Fund Source

### FINANCIAL SUMMARY

	Project Budget	Committed	% Committed	Paid To Date
	A	B	C=B/A	D
Design	\$547,999	\$157,227	28.69%	\$157,227
Construction	\$15,117,852	\$14,910,311	98.63%	\$14,170,104
Contingency	\$700,000	\$5,300	0.76%	\$5,300
<b>TOTAL</b>	<b>\$16,365,851</b>	<b>\$15,072,838</b>	<b>92.10%</b>	<b>\$14,332,631</b>

### NOTES

The CID PM is working on the change order package for approval. This includes collaborating with the contractor on the closeout package documents and a pay application for retainage reduction.



# Monthly Infrastructure Sales Tax Project Report

## Large Cap Projects

Data Date: 3/20/2025

Report Date: 3/31/2025

### DESCRIPTION/TEAM

### SCOPE

### PHOTO

**Project Title:** South County Administrative Complex

Project Number: Q010  
 BCC District: 07  
 Delivery Method: Varies  
 Category: G02-General Government Facilities  
 Status: Design  
 Designer: Zyscovich, LLC  
 Contractor: TBD  
 Project Manager: Michael Jenner

This project funds essential Renewal and Replacement (R&R) needs to sustain the continuous operation of this 40+ year old complex prior to its future redevelopment. As such there is no defined scope of work. Any funds remaining at such time that redevelopment is funded would be utilized toward professional design services for the redevelopment. Funding includes \$3M each in FY 2020 and FY 2021, for a total of \$6M.



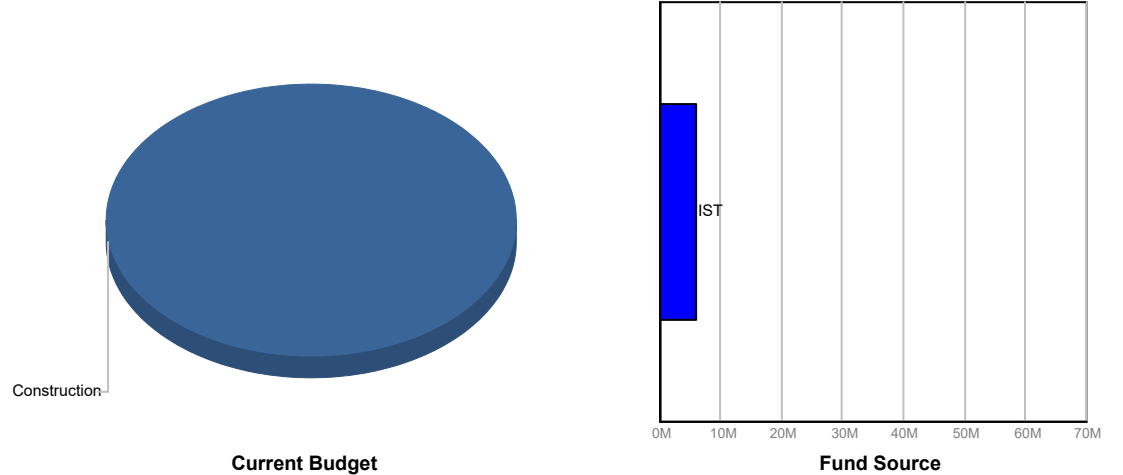
### SCHEDULE SUMMARY

### PARTICIPATION

### FUNDING

	Original	Actual
N/A. See notes for current activity.		
Redevelopment Planning	10/29/2019	10/29/2019
Programming	12/6/2022	12/6/2022
Master Plan	8/29/2023	8/29/2023
Design Commencement	12/3/2024	

- Consultant**
- SBE Varies
  - Local Varies
  - WBE Varies
  - MBE Varies
- Contractor**
- SBE Varies
  - Local Varies
  - WBE Varies
  - MBE Varies



### FINANCIAL SUMMARY

### NOTES

	Project Budget	Committed	% Committed	Paid To Date
	A	B	C=B/A	D
Construction	\$6,000,000	\$1,360,162	22.67%	\$1,249,588
Other	\$0	\$27,977	0.00%	\$22,503
<b>TOTAL</b>	<b>\$6,000,000</b>	<b>\$1,388,139</b>	<b>23.14%</b>	<b>\$1,272,092</b>

R&R work is occurring on an as needed basis to sustain operations. Proposal for Phase 2 Design services negotiated and agreed upon for the Amount of \$11,215,846.00. There is currently \$4,500,000.00 of IST funding for this project and the remaining balance will be provided in the form of a bond issuance and/or other allocations. The design services proposal is expected to be presented at the BCC workshop on 5/20/25.




# Monthly Infrastructure Sales Tax Project Report

## Large Cap Projects

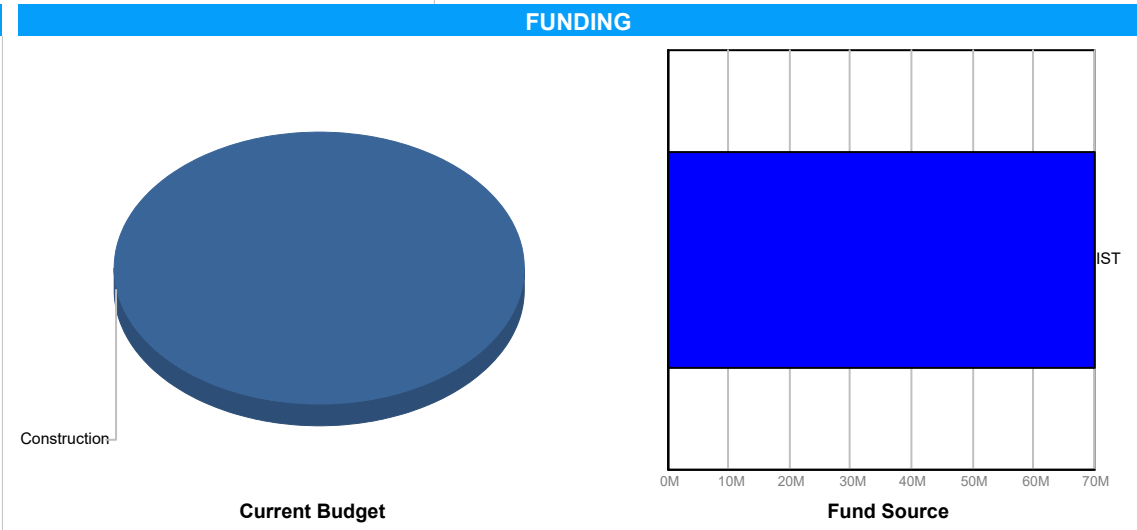
Data Date: 3/20/2025

Report Date: 3/31/2025

DESCRIPTION/TEAM	SCOPE	PHOTO
<p><b>Project Title:</b> Government Center Renewal/Replacement</p> <p>Project Number: Q011</p> <p>BCC District: 02</p> <p>Delivery Method: Construction Manager at Risk</p> <p>Category: G02-General Government Facilities</p> <p>Status: Design</p> <p>Designer: Netta Architects</p> <p>Contractor: The Weitz Company LLC</p> <p>Project Manager: Jeffrey Halverson</p>	<p>This project includes but is not limited to upgrades and replacement of select building finishes and systems including security, HVAC, plumbing, fire alarm, fire sprinkler, electrical, low voltage, lighting, flooring and paint. The scope of the project will additionally include a building conditions assessment, program evaluation study, interior space planning and layout improvements. The proposed renovations to the Robert Weisman Governmental Center are designed to increase the functionality of key areas within the facility and bring the building up to current County standards.</p> <p>FY2022 IST \$8,000,000 FY2023 IST \$14,000,000 FY2024 IST \$43,740,800 FY2025 \$11,000,000  FY2026 IST \$15,000,000 FY2027 IST \$11,500,000</p>	 <p>PBC Governmental Center</p>

SCHEDULE SUMMARY		
	Original	Actual
CM RFP Proposals Due	12/2/2021	12/2/2021
CM Shortlist Meeting	1/19/2022	3/15/2022
Design RFP Final Selection	11/8/2021	9/30/2021
Structural Assessment	1/31/2023	3/17/2023
Building Construction Assessment	6/1/2023	12/20/2024
Life Cycle Analysis	11/1/2023	1/20/2024
Programming	9/9/2024	9/9/2024

PARTICIPATION	
<b>Consultant</b>	
SBE	33%
Local	100%
WBE	100%
MBE	100%
<b>Contractor</b>	
SBE	TBD
Local	TBD
WBE	TBD
MBE	TBD



FINANCIAL SUMMARY				
	Project Budget	Committed	% Committed	Paid To Date
	A	B	C=B/A	D
Construction	\$103,240,800	\$792,769	0.77%	\$630,674
<b>TOTAL</b>	<b>\$103,240,800</b>	<b>\$792,769</b>	<b>0.77%</b>	<b>\$630,674</b>

**NOTES**

The Phase I design proposal (CSA #4) is being programmed for BCC Review & approval for May 6. Phase I calls for the interior design of floors 10, 11, and 12 along with supporting infrastructure (electrical, HVAC, data, and plumbing), elevator upgrades, and exterior items such as impact glazing, up-lighting, façade improvements, and reroofing the facility's seven roofs. The design work is anticipated to take a year. CID is initiating CSA #5 to address space modifications under the GCC Parking Garage, providing transitional space for a smaller department within the Phase I work. This work may require updating the Heat Pump HVAC and Cooling Tower.




# Monthly Infrastructure Sales Tax Project Report

## Large Cap Projects

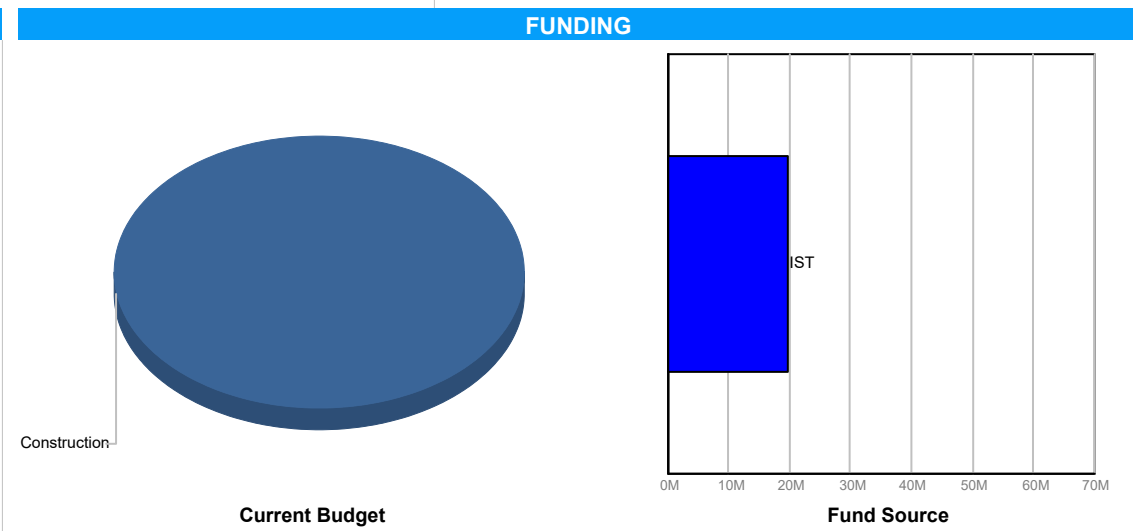
Data Date: 3/20/2025

Report Date: 3/31/2025

DESCRIPTION/TEAM	SCOPE	PHOTO
<p><b>Project Title:</b> Countywide Buildings Renewal/Replacement</p> <p>Project Number: Q014</p> <p>BCC District: CW</p> <p>Delivery Method: Varies</p> <p>Category: G02-General Government Facilities</p> <p>Status: Varies</p> <p>Designer: Varies</p> <p>Contractor: Varies</p> <p>Project Manager: Varies</p>	<p>This project addresses backlogged building system renewal and replacement, ranging from envelope components (roofs, walls, structural elements, window and weatherproofing), HVAC, plumbing, electrical, ceiling and lighting, back-up power, flooring and painting.</p> <p>FY23 IST \$4,015,800, FY24 IST \$6,154,093, FY25 IST \$4,015,800, FY26 IST \$4,015,800, and FY27 IST \$1,463,792.</p>	

SCHEDULE SUMMARY		
	Original	Actual
Projects Commencement	1/2/2023	5/17/2023
Projects Completion		

PARTICIPATION	
<b>Consultant</b>	
SBE	Varies
Local	Varies
WBE	Varies
MBE	Varies
<b>Contractor</b>	
SBE	Varies
Local	Varies
WBE	Varies
MBE	Varies



FINANCIAL SUMMARY				
	Project Budget	Committed	% Committed	Paid To Date
	A	B	C=B/A	D
Construction	\$19,674,325	\$744,810	3.79%	\$688,169
<b>TOTAL</b>	<b>\$19,674,325</b>	<b>\$744,810</b>	<b>3.79%</b>	<b>\$688,169</b>

**NOTES**

FDO will target single scope of work projects commanding high dollar values or combined scopes of work at single buildings/facilities for this funding to simplify tracking and reporting. Mid-County Senior Center: The reroofing project is complete; however, final payment is pending until the carport damage has been repaired. Highridge Family Center Roof Replacement: CID has provided the final set of scopes for the roof replacement. Preparation of a plan for additional work using Q014 funds is in progress.



# Monthly Infrastructure Sales Tax Project Report

## Large Cap Projects

Data Date: 3/20/2025

Report Date: 3/31/2025

### DESCRIPTION/TEAM

### SCOPE

### PHOTO

**Project Title:** Public Safety Equipment

This project funds the replacement of PBSO public safety vehicles and related equipment (other than radios), tools and/or services.

Project Number: Q015  
 BCC District: CW  
 Delivery Method: Direct Purchase  
 Category: S04-Sheriff  
 Status: Construction  
 Designer: N/A  
 Contractor: N/A  
 Project Manager: Isami Ayala-Collazo

FY 2022 \$11,182,970.00 IST



### SCHEDULE SUMMARY

### PARTICIPATION

### FUNDING

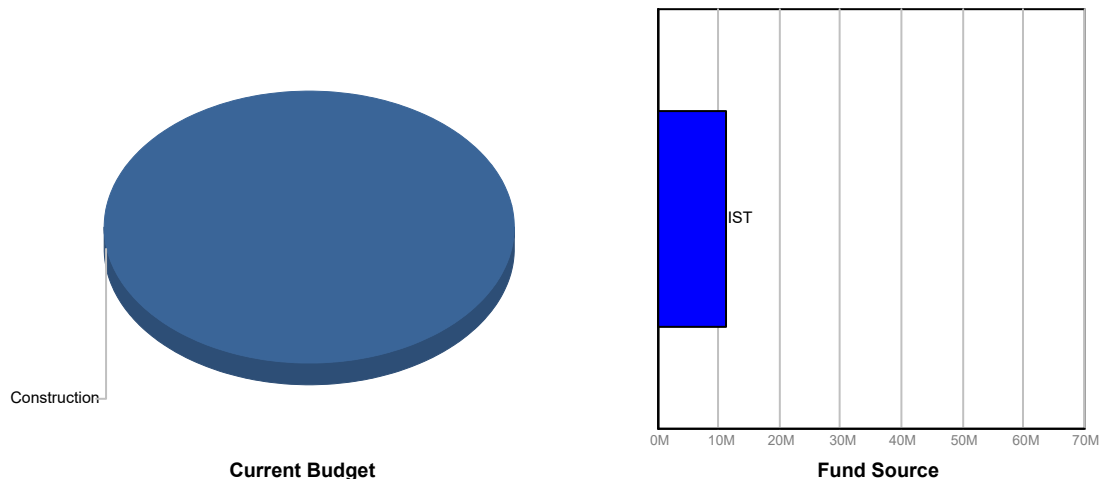
	Original	Actual
Project Start	4/3/2024	4/3/2024
Project Completion TBD		

#### Consultant

SBE N/A  
 Local N/A  
 WBE N/A  
 MBE N/A

#### Contractor

SBE N/A  
 Local N/A  
 WBE N/A  
 MBE N/A



### FINANCIAL SUMMARY

### NOTES

	Project Budget	Committed	% Committed	Paid To Date
	A	B	C=B/A	D
Construction	\$11,182,970	\$0	0.00%	\$0
Furniture, Fixtures & Equipment	\$0	\$8,419,560	0.00%	\$8,419,560
<b>TOTAL</b>	<b>\$11,182,970</b>	<b>\$8,419,560</b>	<b>75.29%</b>	<b>\$8,419,560</b>

Prioritization, identification and cost of specific assets are determined by the Sheriff's Office with administration support being performed by FD&O through a Project Funding Agreement with the County.



# Monthly Infrastructure Sales Tax Project Report

## Large Cap Projects

Data Date: 3/20/2025

Report Date: 3/31/2025

### DESCRIPTION/TEAM

### SCOPE

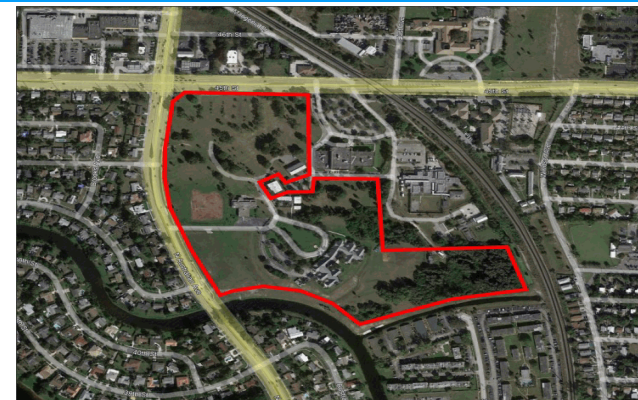
### PHOTO

**Project Title: 810 Datura Building Replacement**

Project Number: Q018  
 BCC District: 07  
 Delivery Method: CMAR  
 Category: G02-General Government Facilities  
 Status: Design  
 Designer: Alfonso Hernandez Architect, LLC  
 Contractor: D. Stephenson  
 Project Manager: Terri Wolfe

This project relocates the Community Services Department from 810 Datura Street to the County's 45th Street Complex. The result will be a modern office building to replace the existing facility which is 50+ years old, providing adequate space for services and programs into the future.

FY 2023 - \$2,600,000  
 FY 2024 - \$1,575,600  
 FY 2025 - \$5,000,000  
 FY 2026 - \$18,660,000



### SCHEDULE SUMMARY

	Original	Actual
Project Start	10/1/2024	2/9/2022
Programming	5/12/2023	5/12/2023
Design	8/1/2023	8/1/2023
Construction Commencement	1/1/2026	
Construction Completion	6/7/2027	
Substantial Completion	4/5/2027	

### PARTICIPATION

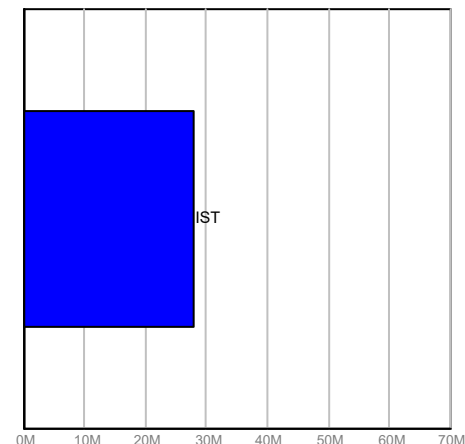
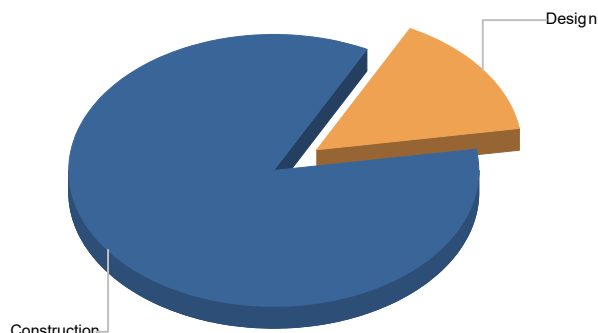
#### Consultant

SBE 82%  
 Local 82%  
 WBE 0%  
 MBE 15%

#### Contractor

SBE TBD  
 Local TBD  
 WBE TBD  
 MBE TBD

### FUNDING



Current Budget

Fund Source

### FINANCIAL SUMMARY

	Project Budget	Committed	% Committed	Paid To Date
	A	B	C=B/A	D
Design	\$4,175,600	\$79,205	1.90%	\$79,205
Construction	\$23,660,000	\$2,555,678	10.80%	\$1,294,783
Other	\$0	\$76,188	0.00%	\$17,138
<b>TOTAL</b>	<b>\$27,835,600</b>	<b>\$2,711,072</b>	<b>9.74%</b>	<b>\$1,391,126</b>

### NOTES

The drawings are 95% complete, with PPRC review resulting in conditional approval. The lift station size has been reduced to meet the immediate needs of the new facility. CID will meet with Roadway in mid-April to get a progress update on their re-bid process. A temporary signal may become an option to align work efforts. The 100% drawings will be created after value engineering and minor plan adjustments, assuming the tilt-wall option is adopted. The project team is aiming for substantial completion by spring 2027 to allow for FF&E installation.





# Monthly Infrastructure Sales Tax Project Report

## Large Cap Projects

Data Date: 3/20/2025

Report Date: 3/31/2025

### DESCRIPTION/TEAM

**Project Title:** Detention Center Facilities R/R (Phases 3-5)  
**Project Number:** Q019  
**BCC District:** 03  
**Delivery Method:** Construction Management  
**Category:** S06-Sheriff - FDO  
**Status:** Construction  
**Designer:** Leo A. Daly  
**Contractor:** Hedrick Brothers Construction  
**Project Manager:** Jeffrey Halverson

### SCOPE

Phases 3-5 consist of the East Tower and West Tower which are located at the Main Detention Center. The West Detention Center is located in Belle Glade. The design for both towers and the West Detention Center will require repairing and replacing MEP, Fire Sprinkler System, Low Voltage Systems and interior finishes.  
 Detention Center Facilities R/R (Phases 3-5)  
 FY 2018 IST \$8,500,000, FY 2019 IST \$14,700,000, FY 2020 IST \$9,800,000, FY 2022 IST \$10,000,000, FY 2024 IST \$4,802,000

### PHOTO



### SCHEDULE SUMMARY

	Original	Actual
East Tower Design Start	11/12/2018	7/11/2019
East Tower Construction Start-Phase 3	10/14/2019	11/18/2020
East Tower Substantial Completion	5/11/2022	12/11/2023
West Tower Design Start-Phase 4	3/8/2022	6/10/2024
West Tower Construction Start-Phase 4	1/2/2024	9/9/2024

### PARTICIPATION

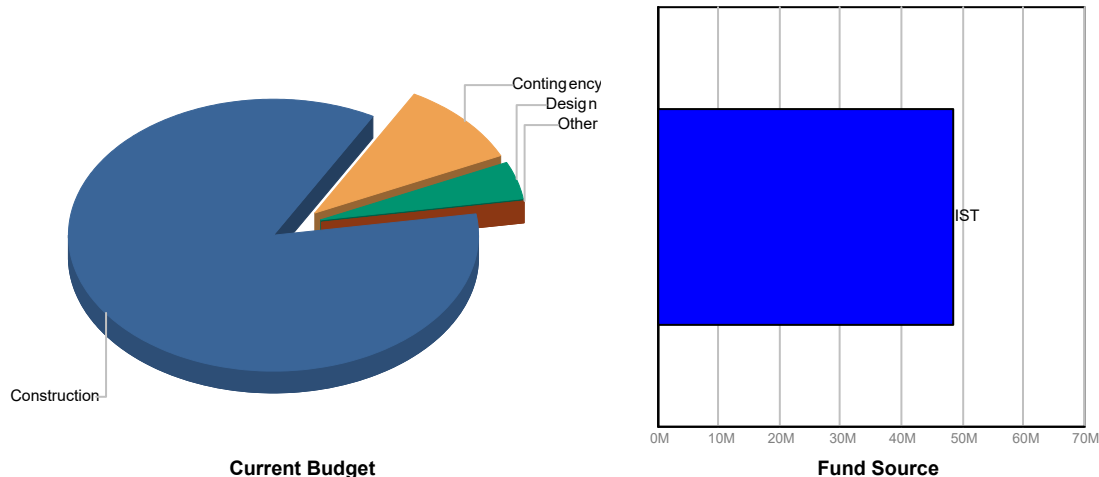
**Consultant**

- SBE 19.88%
- Local 67%
- WBE N/A
- MBE N/A

**Contractor**

- SBE 63%
- Local 84%
- WBE N/A
- MBE N/A

### FUNDING



### FINANCIAL SUMMARY

	Project Budget	Committed	% Committed	Paid To Date
	A	B	C=B/A	D
Design	\$2,138,209	\$2,947,804	137.86%	\$2,172,756
Construction	\$41,421,620	\$26,707,172	64.48%	\$25,863,300
Other	\$24,308	\$1,328,794	5,466.49%	\$952,935
Contingency	\$4,802,000	\$2,300,000	47.90%	\$2,213,195
<b>TOTAL</b>	<b>\$48,386,137</b>	<b>\$33,283,770</b>	<b>68.79%</b>	<b>\$31,202,186</b>

### NOTES

Contractor is finalizing the Phase 4 GMP after some reductions. Additional funding required for same was recommended for approval by the Infrastructure Surtax Independent Citizen Oversight Committee on March 27, 2025. Targeting the April 8, 2025 BCC agenda for award.



# Monthly Infrastructure Sales Tax Project Report

## Large Cap Projects

Data Date: 3/20/2025

Report Date: 3/31/2025


### DESCRIPTION/TEAM

### SCOPE

### PHOTO

**Project Title:** West Boynton Park Athletic Field Renovations Sports Turf  
**Project Number:** T002  
**BCC District:** 02  
**Delivery Method:** CMAR  
**Category:** A06-Athletic Field Renovations  
**Status:** Construction  
**Designer:** Florida Transportation Engineering  
**Contractor:** LTG Sports Turf One  
**Project Manager:** David Polson

Replacement of existing grass field turf with synthetic turf on multi-purpose field 1 & 2.  
**Funded:**  
 FY 2017 \$2,000,000  
 FY 2018 (\$1,011,658)  
 FY 2022 \$1,196,658  
 FY 2024 \$2,202,067



### SCHEDULE SUMMARY

	Original	Actual
Begin Existing Site Surveys	1/29/2020	1/29/2020
Complete Existing Site Surveys	6/30/2020	3/9/2020
Finalization of Existing Site Surveys	8/30/2020	10/16/2020
Design RFP Proposals Due	9/4/2020	9/10/2020
Design RFP Final Selection	10/29/2020	10/29/2020
Consultant Contract Issuance	12/14/2020	4/20/2021
Design Completion	12/31/2021	10/23/2023
Turf Supplier RFP Proposal Due	4/30/2022	6/6/2023
Turf Contract GMP Executed	9/17/2024	9/17/2024
Turf Contract Substantial Completion	1/30/2026	

### PARTICIPATION

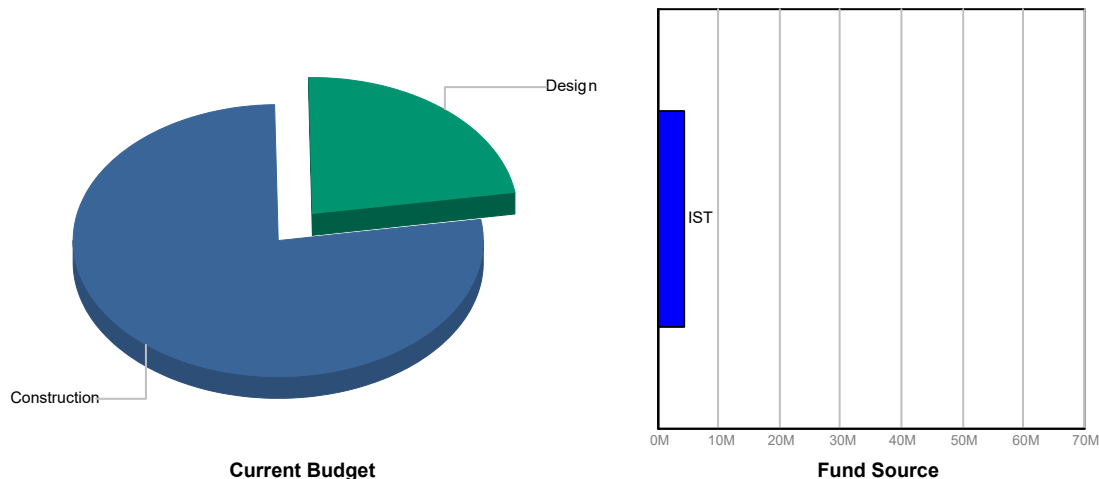
**Consultant**

- SBE 25%
- Local 25%
- WBE 0%
- MBE 6.13%

**Contractor**

- SBE N/A
- Local N/A
- WBE N/A
- MBE N/A

### FUNDING



### FINANCIAL SUMMARY

	Project Budget	Committed	% Committed	Paid To Date
	A	B	C=B/A	D
Design	\$1,000,000	\$223,724	22.37%	\$183,103
Construction	\$3,387,067	\$3,625,200	107.03%	\$51,890
Furniture, Fixtures & Equipment	\$0	\$0	0.00%	\$0
Other	\$0	\$459	0.00%	\$459
Contingency	\$0	\$0	0.00%	\$0
<b>TOTAL</b>	<b>\$4,387,067</b>	<b>\$3,849,383</b>	<b>87.74%</b>	<b>\$235,452</b>

### NOTES

The GMP package was submitted on July 30, 2024, for the BCC meeting scheduled on September 17, 2024. The building permit submission was completed in May 2024, and the pre-construction kick-off meeting took place on September 25, 2024. OAC meetings have not yet commenced, but the Notice to Proceed was issued on October 21, 2024.



# Monthly Infrastructure Sales Tax Project Report

## Large Cap Projects

Data Date: 3/20/2025

Report Date: 3/31/2025

### DESCRIPTION/TEAM

### SCOPE

### PHOTO

**Project Title:** Buttonwood Park

Project Number: T003  
 BCC District: 03  
 Delivery Method: CMAR  
 Category: A06-Athletic Field Renovations  
 Status: Construction  
 Designer: Florida Transportation Engineering  
 Contractor: LTG Sports Turf One  
 Project Manager: David Polson

Replacement of existing grass field turf with synthetic turf on multi-purpose field 2 & 3  
 Funded:  
 FY 2017 \$1,500,000  
 FY 2018 (\$1,488,342)  
 FY 2021 \$900,000  
 FY 2022 \$1,963,342  
 FY 2024 \$2,193,828



### SCHEDULE SUMMARY

	Original	Actual
Begin Existing Site Surveys	1/29/2020	1/29/2020
Complete Existing Site Surveys	8/30/2020	5/18/2021
Finalization of Existing Site Surveys	8/30/2020	8/23/2021
Design RFP Proposals Due	9/4/2020	9/10/2020
Consultant Contract Issuance	12/14/2020	4/20/2021
Design Completion	12/31/2021	10/23/2023
Turf Supplier RFP Proposal Due	4/30/2022	6/6/2023
Turf Contract Substantial Completion	1/30/2026	
Turf Contract GMP Executed	9/17/2024	9/17/2024
Design RFP Final Selection	10/29/2020	10/29/2020

### PARTICIPATION

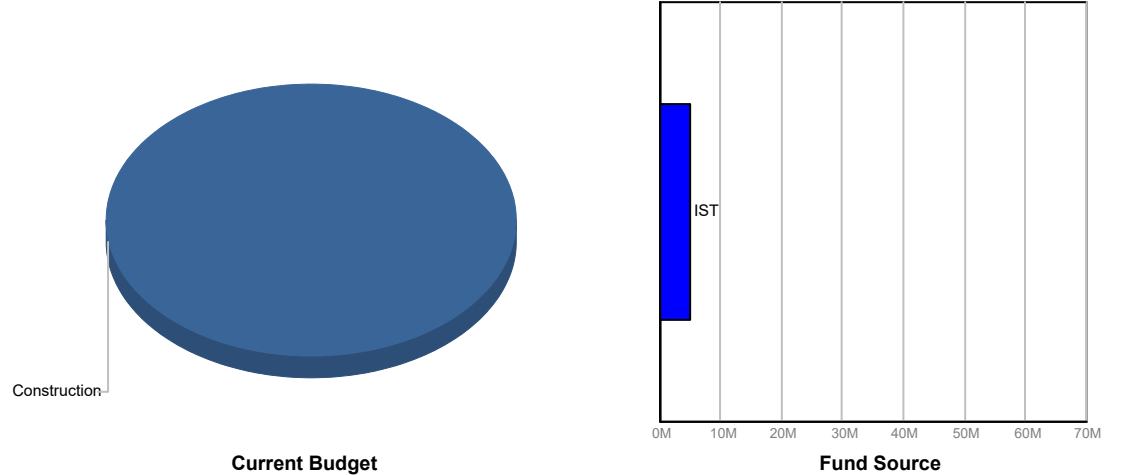
**Consultant**

SBE 25%  
 Local 25%  
 WBE 0%  
 MBE 6.13%

**Contractor**

SBE N/A  
 Local N/A  
 WBE N/A  
 MBE N/A

### FUNDING



### FINANCIAL SUMMARY

	Project Budget	Committed	% Committed	Paid To Date
	A	B	C=B/A	D
Design	\$0	\$251,666	0.00%	\$211,152
Construction	\$5,068,828	\$4,240,015	83.65%	\$83,977
Furniture, Fixtures & Equipment	\$0	\$0	0.00%	\$0
Other	\$0	\$12,458	0.00%	\$12,458
Contingency	\$0	\$0	0.00%	\$0
<b>TOTAL</b>	<b>\$5,068,828</b>	<b>\$4,504,140</b>	<b>88.86%</b>	<b>\$307,587</b>

### NOTES

GMP package was submitted on 7/30/2024 for the 9/17/2024 BCC meeting, with the funding shortfall resolved. Building permit submission made in May 2024. Pre-construction kick-off held on 9/25/2024. NTP issued on 10/21/2024. Curbing, field grading, and grubbing are complete; field drainage begins the week of 4/24/2025. Scoreboard relocation (2 units) is underway. Parks will renovate grass fields alongside turf installation. All fields will be down for approximately three months. OAC meetings occur 1st and 3rd Wednesdays at 10:00 AM.



# Monthly Infrastructure Sales Tax Project Report

## Large Cap Projects

Data Date: 3/20/2025

Report Date: 3/31/2025

### DESCRIPTION/TEAM

### SCOPE

### PHOTO

**Project Title:** Community Park - New Development

Project Number: T004  
 BCC District: Multiple  
 Delivery Method: Varies  
 Category: N02-New Park Development  
 Status: Varies  
 Designer: Varies  
 Contractor: Varies  
 Project Manager: Varies

Construction of neighborhood park facilities for under served Countywide Community Revitalization Team (CCRT) areas.

FY 2017 IST: \$1,000,000  
 FY 2021 IST: \$4,900,000  
 FY 2022 IST: (\$3,900,000)  
 FY 2024 IST: \$3,610,000



### SCHEDULE SUMMARY

Original	Actual
Varies by location. Work ongoing	

Varies by location. Work ongoing

### PARTICIPATION

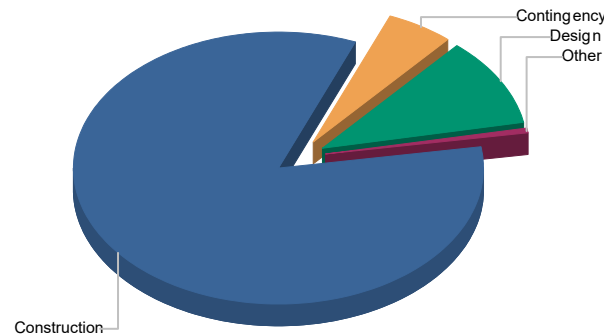
#### Consultant

SBE Varies  
 Local Varies  
 WBE Varies  
 MBE Varies

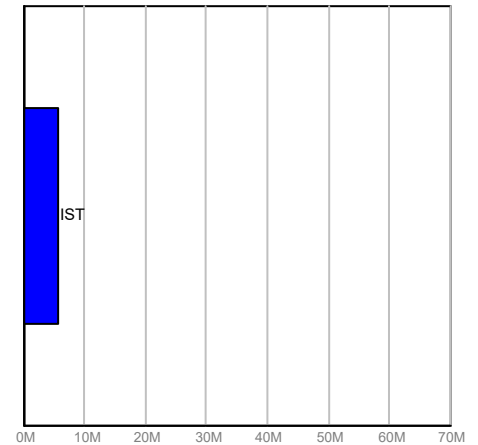
#### Contractor

SBE Varies  
 Local Varies  
 WBE Varies  
 MBE Varies

### FUNDING



Current Budget



Fund Source

### FINANCIAL SUMMARY

	Project Budget	Committed	% Committed	Paid To Date
	A	B	C=B/A	D
Design	\$590,000	\$827,436	140.24%	\$791,118
Construction	\$4,692,035	\$291,998	6.22%	\$251,973
Furniture, Fixtures & Equipment	\$0	\$0	0.00%	\$0
Other	\$32,965	\$33,190	100.68%	\$33,190
Contingency	\$295,000	\$0	0.00%	\$0
<b>TOTAL</b>	<b>\$5,610,000</b>	<b>\$1,152,624</b>	<b>20.55%</b>	<b>\$1,076,280</b>

### NOTES

Bridgeman; Construction of a .32 acre neighborhood park on a WUD parcel to serve the Belvedere Heights CCRT neighborhood within the Westgate CRA. Completed in 5/2020 with \$32,415 of IST funds. Paulette Burdick; CID received Supplemental #4 from CM with revisions. CID sent boundary line relocation layout to Parks for review. Gramercy; See P945 for reporting.



# Monthly Infrastructure Sales Tax Project Report

## Large Cap Projects

Data Date: 3/20/2025

Report Date: 3/31/2025

### DESCRIPTION/TEAM

### SCOPE

### PHOTO

**Project Title:** FY 2018 Playground Replacements-Countywide  
**Project Number:** T026  
**BCC District:** Multiple  
**Delivery Method:** Minor Construction Annual Contract  
**Category:** P06-Playground Replacement  
**Status:** Construction  
**Designer:** Varies  
**Contractor:** DW Recreation  
**Project Manager:** Javier Torres

Replacement of Playgrounds: Okeeheele (Alligator Playground), Loggerhead Picnic Area, Glades Pioneer Park, Jupiter Farms, Buttonwood, Morikami Biwa Pavilion, Ocean Cay, Seminole Palms, Dubois, Carlin (W. Gumbo Limbo Playground & W. Playground), JPP. FY 2018 \$812,000, FY 2019 \$1,589,750, and FY2024 \$293,014.



### SCHEDULE SUMMARY

	Original	Actual
Project Design Start	7/1/2020	7/1/2020
Phase I Substantial Completion	12/19/2022	11/10/2023
Phase II Construction Start	6/12/2023	
Phase I Completion	12/8/2023	12/8/2023
Phase III Start	3/8/2024	

### PARTICIPATION

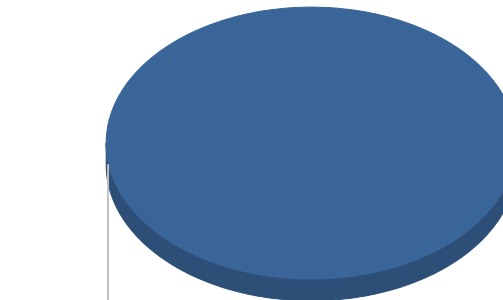
#### Consultant

SBE N/A  
 Local N/A  
 WBE N/A  
 MBE N/A

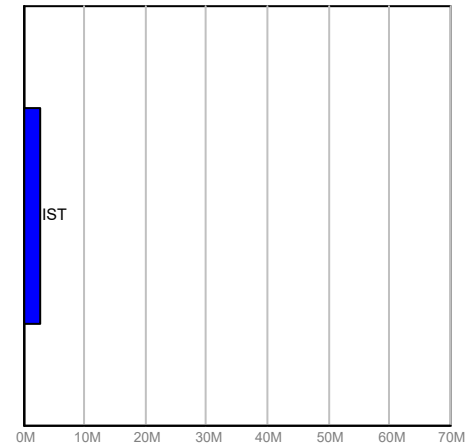
#### Contractor

SBE 95.5%  
 Local 95.5%  
 WBE N/A  
 MBE N/A

### FUNDING



Current Budget



Fund Source

### FINANCIAL SUMMARY

	Project Budget	Committed	% Committed	Paid To Date
	A	B	C=B/A	D
Design	\$0	\$1,102,988	0.00%	\$1,102,988
Construction	\$2,694,764	\$73,852	2.74%	\$70,069
<b>TOTAL</b>	<b>\$2,694,764</b>	<b>\$1,176,841</b>	<b>43.67%</b>	<b>\$1,173,057</b>

### NOTES

Phase II Projects: Loggerhead & Glades Pioneer: Engineering services proposal has been reviewed and transmitted to the CID Assistant Director for approval. All playgrounds will require geo-technical services to properly size footings for the new play equipment. Phase III: Buttonwood, Morikami, Seminole Palms, and JPP; No activity.



# Monthly Infrastructure Sales Tax Project Report

## Large Cap Projects

Data Date: 3/20/2025

Report Date: 3/31/2025

### DESCRIPTION/TEAM

**Project Title: Bert Winters Park Redevelopment**

Project Number: T041  
 BCC District: 01  
 Delivery Method: Annual Contract  
 Category: E02-Existing Park Redevelopment or Expansion  
 Status: Permitting  
 Designer: Architecture Green  
 Contractor: TBD  
 Project Manager: Sunil Jagoo

### SCOPE

Demolish former PBMI building, tennis courts, and playground. Remove lights and poles servicing Field 2. Renovate Baseball Field 1. Construct new regulation 220' x 360' multipurpose field. Construct new 30' x 60' rental pavilion. Construct new playground area. Renovate existing day use dock for public use. Construct new paved parking, curbing, landscaping, sidewalks and picnic areas. Install new underground infrastructure and site lighting. FY2019 IST \$200,000, FY2021 IST \$1,500,000, and FY2024 IST \$207,400  
 \$200K FRDAP Phase II Redevelopment Grant (Construction)  
 \$220K FIND Phase II Planning, Design and Permitting Costs  
 \$1M FIND Phase II Redevelopment (Construction) – Application pending.

### PHOTO



### SCHEDULE SUMMARY

	Original	Actual
Project Start	8/22/2019	8/22/2019
Asbestos Report Initiated	8/23/2019	8/23/2019
Asbestos Report Completion	10/1/2019	10/1/2019
Demolition Start	11/12/2019	4/16/2020
Demolition Completion	12/5/2019	8/17/2020
Design Completion	7/1/2020	11/16/2022
Permitting Start(Dock)	7/15/2020	11/30/2022
Permitting Completion(Dock)	12/31/2020	3/29/2023
Permitting Start(Site)	4/9/2024	4/9/2024
IFQ Advertise	11/5/2024	11/5/2024
Addendum 2	12/3/2024	12/3/2024
Bid Due Extended	12/19/2024	

### PARTICIPATION

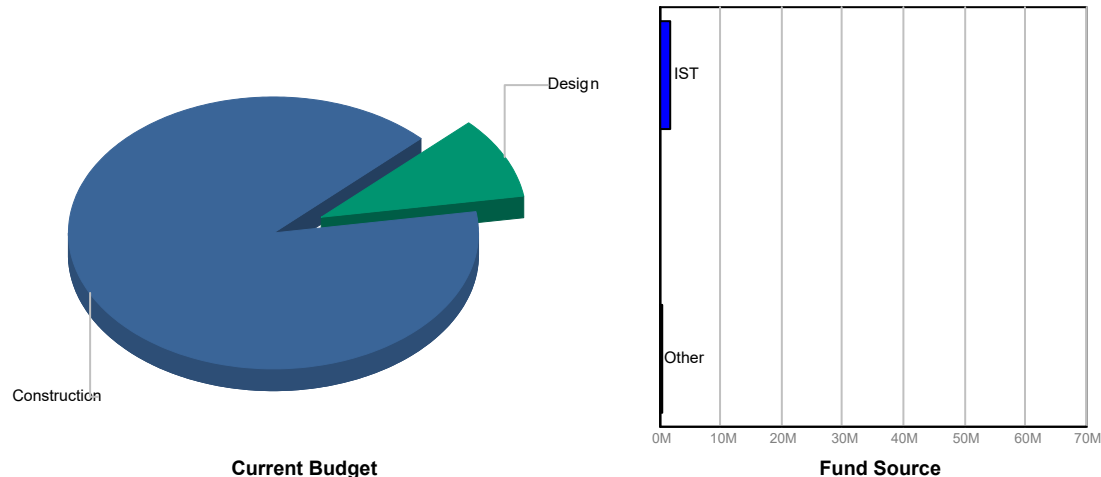
**Consultant**

SBE 89.28%  
 Local 100%  
 WBE N/A  
 MBE N/A

**Contractor**

SBE TBD  
 Local TBD  
 WBE TBD  
 MBE TBD

### FUNDING



### FINANCIAL SUMMARY

	Project Budget	Committed	% Committed	Paid To Date
	A	B	C=B/A	D
Design	\$220,000	\$0	0.00%	\$0
Construction	\$2,057,806	\$649,687	31.57%	\$254,651
Other	\$0	\$15,345	0.00%	\$15,345
Contingency	\$0	\$841	0.00%	\$841
<b>TOTAL</b>	<b>\$2,277,806</b>	<b>\$665,873</b>	<b>29.23%</b>	<b>\$270,837</b>

### NOTES

Bids have been received, and a confirmation letter is pending to be sent out to the winning bidder.



# Monthly Infrastructure Sales Tax Project Report

## Large Cap Projects

Data Date: 3/20/2025

Report Date: 3/31/2025

### DESCRIPTION/TEAM

### SCOPE

### PHOTO

**Project Title:** Aqua Crest Pool Facility Replacement

Project Number: T077  
 BCC District: 07  
 Delivery Method: CMR  
 Category: A02-Aquatic Facility Repair and Replacement  
 Status: Design  
 Designer: Ohlson Lavoie Collaborative  
 Contractor: TBD  
 Project Manager: Javier Torres

The work consist of the design and renovation of the existing Aqua Crest pool facility. The scope includes but is not limited to: pool improvements such as leak detection, re-surface, lane marker replacement, filtration system replacement; pool deck renovations; demolition of wadding pool; new splash pad; relocation of ticketing booth, admin offices, guards room and weight's room; bathroom renovations; new shade structures and Marquee sign.  
 FY 2019 IST: \$6,000,000  
 FY 2022 IST: (\$5,000,000)  
 FY 2023 IST: \$11,152,500  
 FY 2024 IST: \$11,058,928



### SCHEDULE SUMMARY

	Original	Actual
Pre-Scope meeting	2/20/2019	2/20/2019
Design Services Advertisement	6/17/2019	8/4/2019
Consultant BCC Approval	1/14/2020	5/5/2020
Design Start	1/21/2020	6/6/2023
Construction Start	3/9/2021	
Substantial Completion	3/8/2022	
Project Close-out	5/3/2022	

### PARTICIPATION

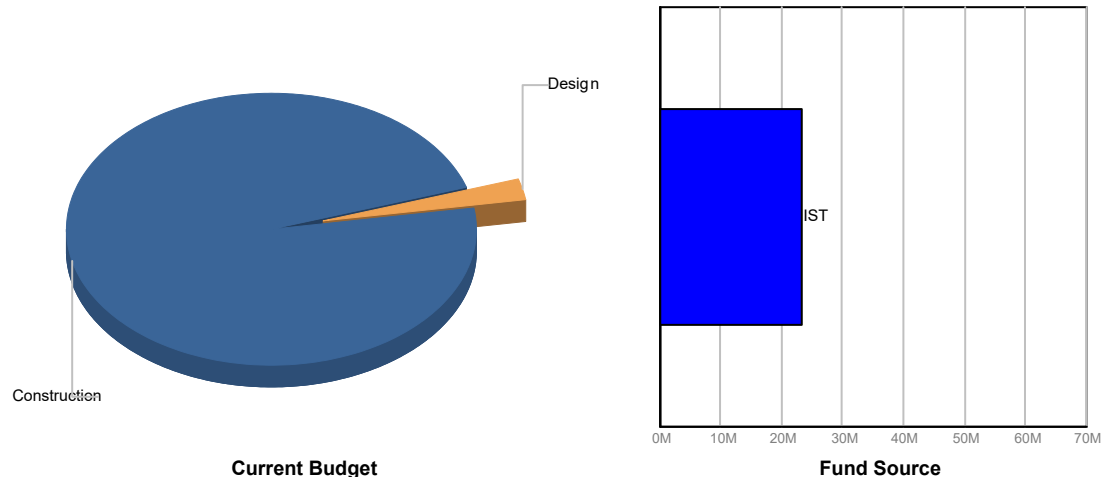
#### Consultant

SBE 20%  
 Local 100%  
 WBE N/A  
 MBE N/A

#### Contractor

SBE TBD  
 Local TBD  
 WBE TBD  
 MBE TBD

### FUNDING



### FINANCIAL SUMMARY

	Project Budget	Committed	% Committed	Paid To Date
	A	B	C=B/A	D
Design	\$600,000	\$1,679,103	279.85%	\$260,519
Construction	\$22,611,428	\$43,949	0.19%	\$43,949
<b>TOTAL</b>	<b>\$23,211,428</b>	<b>\$1,723,053</b>	<b>7.42%</b>	<b>\$304,468</b>

### NOTES

The geo-technical report returned good results, showing an existing low water table at 18 feet below grade (BFG), which will reduce the expensive de-watering requirements during construction. The deepest pool level is the diving well, approximately 12 to 13 feet deep. I am scheduling a Design Coordination Meeting with OLC Architects and Park's & Rec to discuss Phase 1 construction, aiming to keep construction expenses at \$20.5M, and to allow future expansion of the building to the east for Phase 2. The FDO Director provided the total project budget of \$23.5M (including both hard and soft costs), as approved in her discussion with BCC.



# Monthly Infrastructure Sales Tax Project Report

## Large Cap Projects

Data Date: 3/20/2025

Report Date: 3/31/2025

### DESCRIPTION/TEAM

### SCOPE

### PHOTO

**Project Title:** Dyer Park Athletic Field Renovation

Replacement of existing grass field turf with synthetic turf on multi-purpose field 3, 4, & 5 as well as additional damaged area.  
 Funded: FY 2020 \$6,000,000  
 FY 2024 \$1,724,581



Project Number: T099  
 BCC District: 07  
 Delivery Method: CMAR  
 Category: A06-Athletic Field Renovations  
 Status: Construction  
 Designer: Florida Transportation Engineering  
 Contractor: LTG Sports Turf One  
 Project Manager: David Polson

### SCHEDULE SUMMARY

	Original	Actual
Begin Existing Site Surveys	1/29/2020	1/29/2020
Complete Existing Site Surveys	6/30/2020	5/29/2020
Finalization of Existing Site Surveys	8/30/2020	10/16/2020
Design RFP Proposals Due	9/4/2020	9/10/2020
Design RFP Final Selection	10/29/2020	10/29/2020
Consultant Contract Issuance	12/14/2020	4/20/2021
Design Completion	12/31/2021	10/23/2023
Turf Supplier RFP Proposal Due	4/30/2022	6/6/2023
Turf Contract GMP Executed	9/17/2024	9/17/2024
Turf Contract Substantial Completion	1/30/2026	

### PARTICIPATION

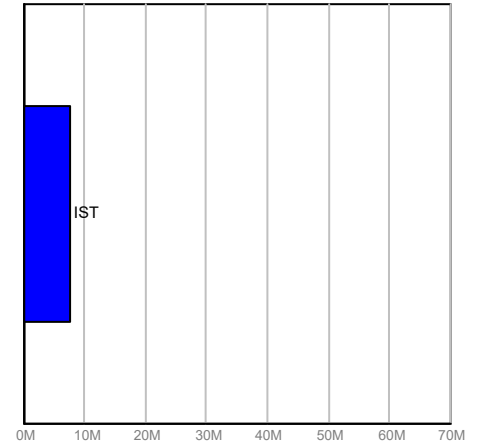
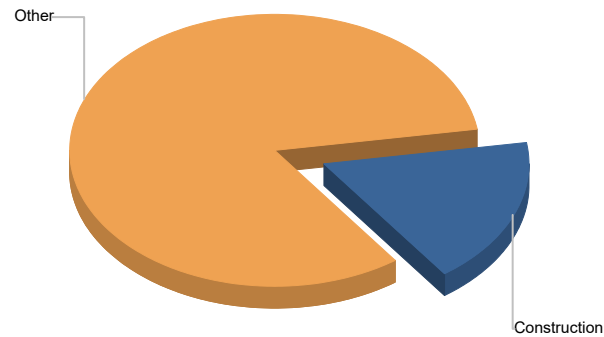
**Consultant**

- SBE 25%
- Local 25%
- WBE 0%
- MBE 6.13%

**Contractor**

- SBE N/A
- Local N/A
- WBE N/A
- MBE N/A

### FUNDING



Current Budget

Fund Source

### FINANCIAL SUMMARY

	Project Budget	Committed	% Committed	Paid To Date
	A	B	C=B/A	D
Construction	\$1,347,644	\$295,422	21.92%	\$291,319
Other	\$6,376,937	\$6,486,475	101.72%	\$135,640
<b>TOTAL</b>	<b>\$7,724,581</b>	<b>\$6,781,896</b>	<b>87.80%</b>	<b>\$426,959</b>

### NOTES

The GMP package was submitted on July 30, 2024, for the BCC meeting scheduled on September 17, 2024. The building permit submission was completed in May 2024, and the pre-construction kick-off meeting took place on September 25, 2024. OAC meetings have not yet commenced, but the Notice to Proceed was issued on October 21, 2024.





# Monthly Infrastructure Sales Tax Project Report

## Large Cap Projects

Data Date: 3/20/2025

Report Date: 3/31/2025

### DESCRIPTION/TEAM

**Project Title:** Caloosa Park Athletic Field Renovation

Project Number: T100  
 BCC District: 04  
 Delivery Method: CMAR  
 Category: A06-Athletic Field Renovations  
 Status: Construction  
 Designer: Florida Transportation Engineering  
 Contractor: LTG Sports Turf One  
 Project Manager: David Polson

### SCOPE

Replacement of existing grass field turf with synthetic turf on multi-purpose field 1 & 3 as well as converted from multi-purpose field 4 converted from softball.  
 Funded: FY 2020 \$4,000,000 and FY 2024 \$3,812,826

### PHOTO



### SCHEDULE SUMMARY

	Original	Actual
Begin Existing Site Surveys	1/29/2020	1/29/2020
Complete Existing Site Surveys	6/30/2020	3/30/2020
Finalization of Existing Site Surveys	8/30/2020	6/7/2020
Design RFP Proposals Due	9/4/2020	9/10/2020
Design RFP Final Selection	10/29/2020	10/29/2020
Consultant Contract Issuance	12/14/2020	4/20/2021
Design Completion	12/31/2021	10/10/2023
Turf Supplier RFP Proposal Due	4/30/2023	6/6/2023
Turf Contract GMP Executed	9/18/2023	9/18/2024
Turf Contract Substantial Completion	1/30/2026	

### PARTICIPATION

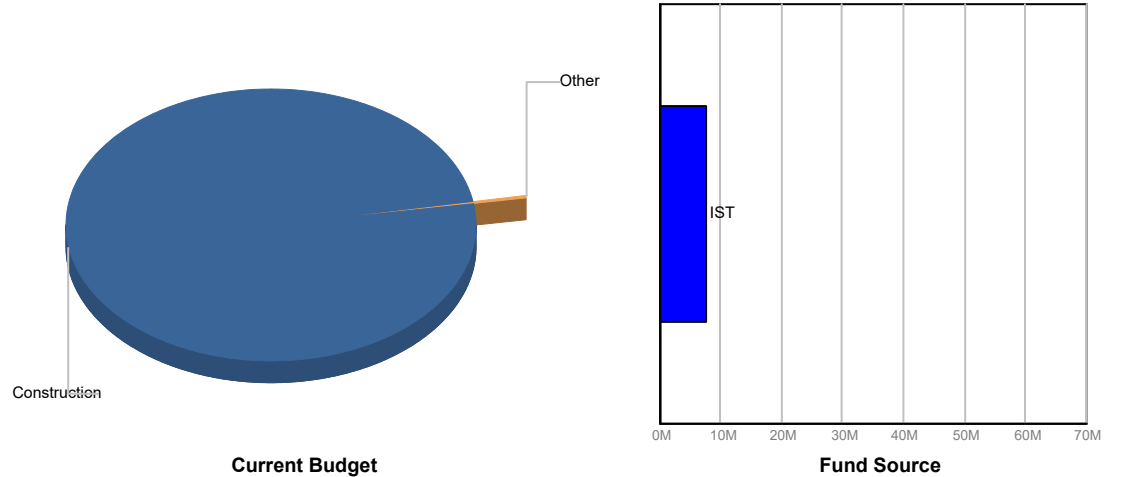
**Consultant**

- SBE 25%
- Local 25%
- WBE 0%
- MBE 6.13%

**Contractor**

- SBE N/A
- Local N/A
- WBE N/A
- MBE N/A

### FUNDING



### FINANCIAL SUMMARY

	Project Budget	Committed	% Committed	Paid To Date
	A	B	C=B/A	D
Construction	\$7,792,826	\$6,772,505	86.91%	\$1,079,129
Other	\$20,000	\$193,035	965.17%	\$165,505
<b>TOTAL</b>	<b>\$7,812,826</b>	<b>\$6,965,540</b>	<b>89.16%</b>	<b>\$1,244,634</b>

### NOTES

GMP package submitted 7/30/2024 for 9/17/2024 BCC meeting. Building permit submission made May 2024. Pre-construction kick-off meeting held 9/25/2024. OAC meetings are held on 1st and 3rd Wednesdays at 10:00 AM; NTP was issued on October 21, 2024. Field #1 and Field #3 turf started; Field #4 relocation of irrigation is complete, dugout permits have been submitted to the City of Boynton, and reclaimed water relocation is underway. Anticipated substantial completion 4/15/2025.



# Monthly Infrastructure Sales Tax Project Report

## Large Cap Projects

Data Date: 3/20/2025

Report Date: 3/31/2025

### DESCRIPTION/TEAM

### SCOPE

### PHOTO

**Project Title:** JPP Athletic Field Renovation

Replacement of existing grass field turf with synthetic turf on the Miracle League Field as well as short field multi-purpose field, converted from softball 1.  
Funded: FY 2020 \$3,222,000 and FY2024 \$392,840



Project Number: T101  
 BCC District: 03  
 Delivery Method: CMAR  
 Category: A06-Athletic Field Renovations  
 Status: Construction  
 Designer: Florida Transportation Engineering  
 Contractor: LTG Sports Turf One  
 Project Manager: David Polson

### SCHEDULE SUMMARY

### PARTICIPATION

### FUNDING

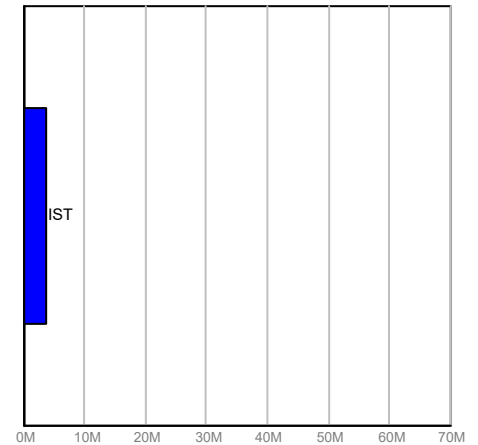
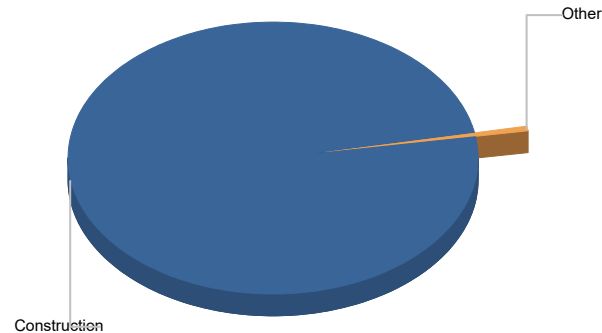
	Original	Actual
Begin Existing Site Surveys	1/29/2020	1/29/2020
Complete Existing Site Surveys	6/30/2020	4/15/2020
Finalization of Existing Site Surveys	8/30/2020	10/15/2020
Design RFP Proposals Due	9/4/2020	9/10/2020
Design RFP Final Selection	10/29/2020	10/29/2020
Consultant Contract Issuance	12/14/2020	4/20/2021
Design Completion	12/31/2021	10/10/2023
Turf Supplier RFP Proposal Due	4/30/2022	6/6/2023
Turf Contract GMP Executed	9/17/2024	9/17/2024
Turf Contract Substantial Completion	1/30/2026	

**Consultant**

- SBE 25%
- Local 25%
- WBE 0%
- MBE 6.13%

**Contractor**

- SBE N/A
- Local N/A
- WBE N/A
- MBE N/A



### FINANCIAL SUMMARY

### NOTES

	Project Budget	Committed	% Committed	Paid To Date
	A	B	C=B/A	D
Construction	\$3,596,840	\$204,487	5.69%	\$204,487
Other	\$16,000	\$1,054,567	6,591.05%	\$70,667
<b>TOTAL</b>	<b>\$3,612,840</b>	<b>\$1,259,055</b>	<b>34.85%</b>	<b>\$275,154</b>

The GMP package was submitted on July 30, 2024, for the BCC meeting scheduled on September 17, 2024. The building permit submission was completed in May 2024, and the pre-construction kick-off meeting took place on September 25, 2024. OAC meetings have not yet commenced, but the Notice to Proceed was issued on October 21, 2024.



# Monthly Infrastructure Sales Tax Project Report

## Large Cap Projects

Data Date: 3/20/2025

Report Date: 3/31/2025


### DESCRIPTION/TEAM

### SCOPE

### PHOTO

**Project Title:** Loggers Run Park Athletic Field Renovation  
**Project Number:** T102  
**BCC District:** 05  
**Delivery Method:** CMAR  
**Category:** A06-Athletic Field Renovations  
**Status:** Construction  
**Designer:** Florida Transportation Engineering  
**Contractor:** LTG Sports Turf One  
**Project Manager:** David Polson

Replacement of existing grass field turf with synthetic turf on multi-purpose field 1 & 2.  
 FY 2020 IST \$3,200,000  
 FY 2022 IST (\$700,000)  
 FY 2024 IST \$1,221,889



### SCHEDULE SUMMARY

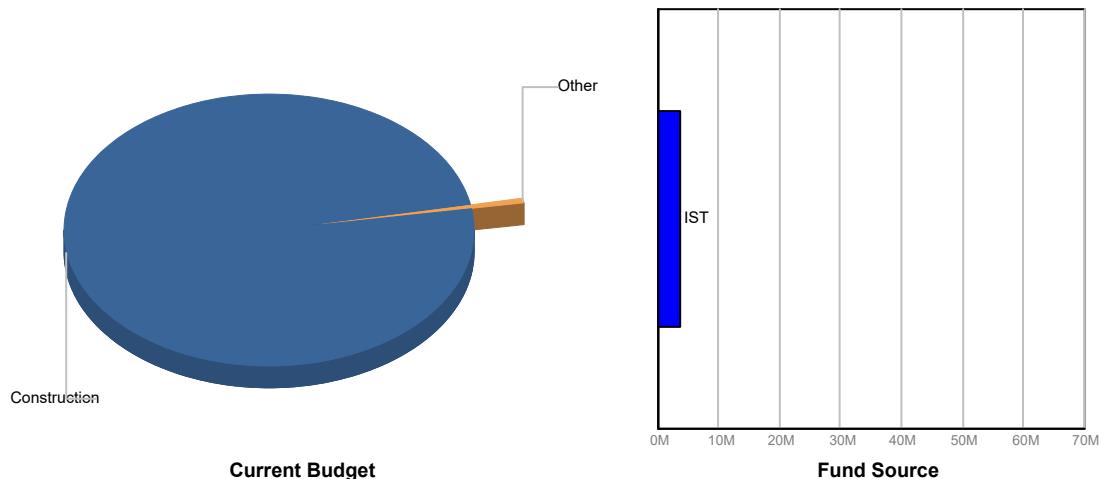
	Original	Actual
Begin Existing Site Surveys	1/29/2020	1/29/2020
Complete Existing Site Surveys	6/30/2020	3/16/2020
Finalization of Existing Site Surveys	8/30/2020	10/16/2020
Design RFP Proposals Due	9/4/2020	9/10/2020
Design RFP Final Selection	10/29/2020	10/29/2020
Consultant Contract Issuance	12/14/2020	4/20/2021
Design Completion	12/31/2021	10/10/2023
Turf Supplier RFP Proposal Due	4/30/2022	6/6/2023
Turf Contract GMP Executed	9/17/2024	9/17/2024
Turf Contract Substantial Completion	1/30/2026	3/25/2025

### PARTICIPATION

**Consultant**  
 SBE 25%  
 Local 25%  
 WBE 0%  
 MBE 6.13%

**Contractor**  
 SBE N/A  
 Local N/A  
 WBE N/A  
 MBE N/A

### FUNDING



### FINANCIAL SUMMARY

	Project Budget	Committed	% Committed	Paid To Date
	A	B	C=B/A	D
Construction	\$3,705,889	\$198,258	5.35%	\$171,754
Other	\$16,000	\$3,099,249	19,370.31%	\$1,550,243
<b>TOTAL</b>	<b>\$3,721,889</b>	<b>\$3,297,508</b>	<b>88.60%</b>	<b>\$1,721,997</b>

### NOTES

GMP package submitted 7/30/2024 for 9/17/2024 BCC meeting. Pre-construction kick off meeting held 9/25/2024. OAC meetings are held on the 1st and 3rd Wednesday at 10:00 AM; NTP was issued on October 21, 2024. Substantial Completion was achieved on 3/5/2025. CM anticipated finishing correcting deficient items by mid-April. The park and new fields are open to the public. Bleachers have been taped off until CM can correct deficient items.



# Monthly Infrastructure Sales Tax Project Report

## Large Cap Projects

Data Date: 3/20/2025

Report Date: 3/31/2025

### DESCRIPTION/TEAM

### SCOPE

### PHOTO

**Project Title:** Samuel Friedland District Park Expansion  
**Project Number:** T103  
**BCC District:** 06  
**Delivery Method:** CMAR  
**Category:** A06-Athletic Field Renovations  
**Status:** Construction  
**Designer:** Florida Transportation Engineering  
**Contractor:** LTG Sports Turf One  
**Project Manager:** David Polson

Replacement of existing grass field turf with synthetic turf on multi-purpose field 9 & 10 as well as the open play field.  
 Funded: FY 2020 \$3,000,000 and FY 2024 \$3,196,109



### SCHEDULE SUMMARY

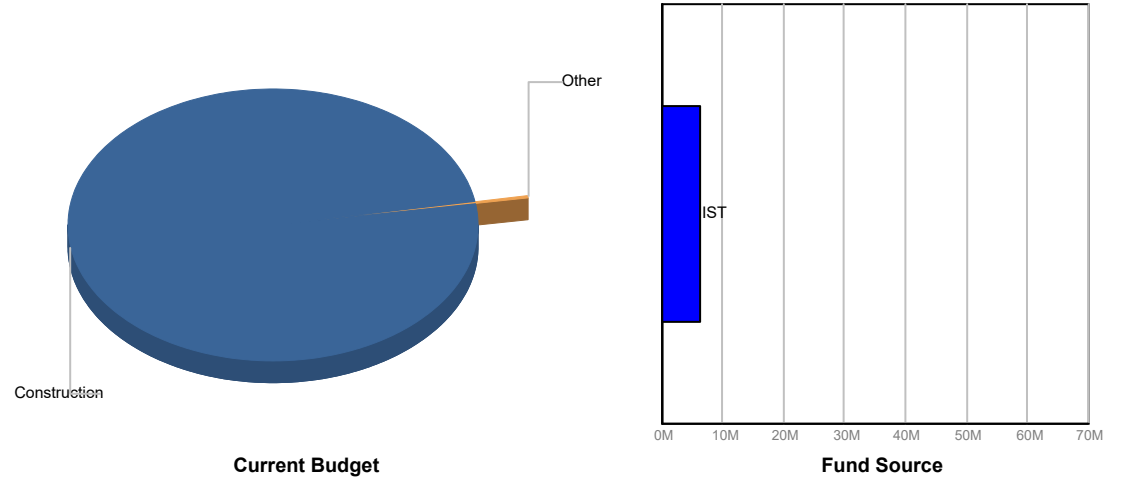
	Original	Actual
Begin Existing Site Surveys	1/20/2020	1/29/2020
Complete Existing Site Surveys	6/30/2020	2/28/2020
Finalization of Existing Site Surveys	8/30/2020	10/16/2020
Design RFP Proposals Due	9/4/2020	9/10/2020
Design RFP Final Selection	10/29/2020	10/29/2020
Consultant Contract Issuance	12/14/2020	4/20/2021
Design Completion	12/31/2021	10/10/2023
Turf Supplier RFP Proposal Due	4/30/2022	9/6/2023
Turf Contract GMP Executed	9/17/2024	9/17/2024
Turf Contract Substantial Completion	1/30/2026	

### PARTICIPATION

**Consultant**  
 SBE 25%  
 Local 25%  
 WBE 0%  
 MBE 6.13%

**Contractor**  
 SBE N/A  
 Local N/A  
 WBE N/A  
 MBE N/A

### FUNDING



### FINANCIAL SUMMARY

	Project Budget	Committed	% Committed	Paid To Date
	A	B	C=B/A	D
Construction	\$6,181,109	\$187,049	3.03%	\$158,853
Other	\$15,000	\$5,244,234	34,961.56%	\$97,597
<b>TOTAL</b>	<b>\$6,196,109</b>	<b>\$5,431,283</b>	<b>87.66%</b>	<b>\$256,450</b>

### NOTES

The GMP package was submitted on July 30, 2024, for the BCC meeting scheduled on September 17, 2024. The building permit submission was completed in May 2024, and the pre-construction kick-off meeting took place on September 25, 2024. OAC meetings have not yet commenced, but the Notice to Proceed was issued on October 21, 2024.



# Monthly Infrastructure Sales Tax Project Report

## Large Cap Projects

Data Date: 3/20/2025

Report Date: 3/31/2025

### DESCRIPTION/TEAM

### SCOPE

### PHOTO

**Project Title:** Westgate Park Restroom and Athletic Field Renovation  
**Project Number:** T110  
**BCC District:** 07  
**Delivery Method:** CMAR  
**Category:** E02-Existing Park Redevelopment or Expansion  
**Status:** Construction  
**Designer:** Florida Transportation Engineering  
**Contractor:** LTG Sports Turf One  
**Project Manager:** David Polson

Replacement of existing grass field turf with synthetic turf on multi-purpose field 1.  
**Funded:**  
 FY 2020 IST \$250,000  
 FY 2022 IST \$1,750,000  
 FY 2024 IST \$398,460



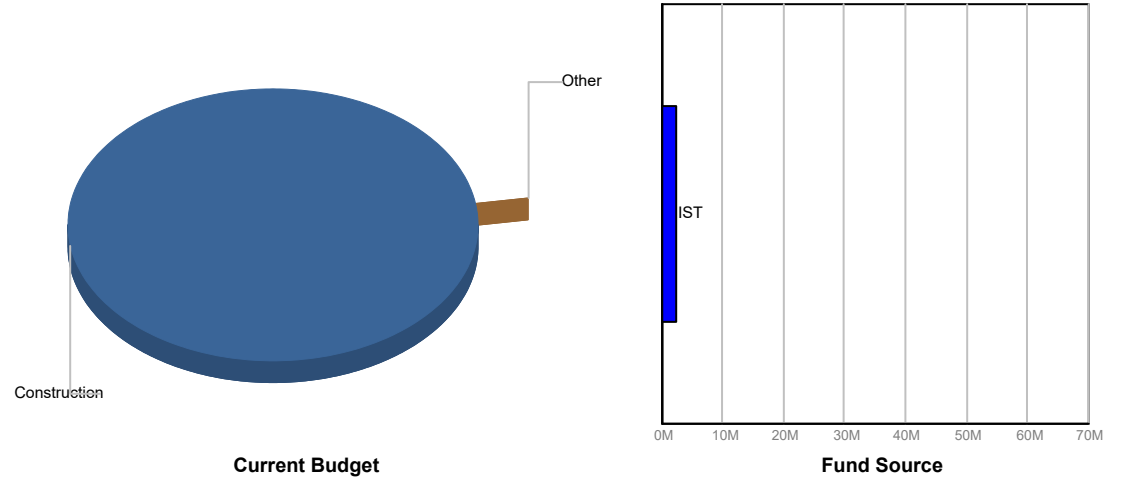
### SCHEDULE SUMMARY

	Original	Actual
Begin Existing Site Surveys	1/29/2020	1/29/2020
Complete Existing Site Surveys	6/30/2020	6/1/2021
Finalization of Existing Site Surveys	8/30/2020	8/25/2021
Design RFP Proposals Due	9/4/2020	9/10/2020
Design RFP Final Selection	10/29/2020	10/29/2020
Consultant Contract Issuance	12/14/2020	4/20/2021
Design Completion	12/31/2021	10/10/2023
Turf Supplier RFP Proposal Due	4/30/2022	6/6/2023
Turf Contract GMP Executed	9/17/2024	9/17/2024
Turf Contract Substantial Completion	1/30/2026	

### PARTICIPATION

**Consultant**  
 SBE 25%  
 Local 25%  
 WBE 0%  
 MBE 6.13%  
**Contractor**  
 SBE N/A  
 Local N/A  
 WBE N/A  
 MBE N/A

### FUNDING



### FINANCIAL SUMMARY

	Project Budget	Committed	% Committed	Paid To Date
	A	B	C=B/A	D
Construction	\$2,397,210	\$2,092,064	87.27%	\$192,922
Other	\$1,250	\$13,165	1,053.17%	\$0
<b>TOTAL</b>	<b>\$2,398,460</b>	<b>\$2,105,229</b>	<b>87.77%</b>	<b>\$192,922</b>

### NOTES

The GMP package was submitted on July 30, 2024, for the BCC meeting scheduled on September 17, 2024. The building permit submission was completed in May 2024, and the pre-construction kick-off meeting took place on September 25, 2024. OAC meetings have not yet commenced, but the Notice to Proceed was issued on October 21, 2024.




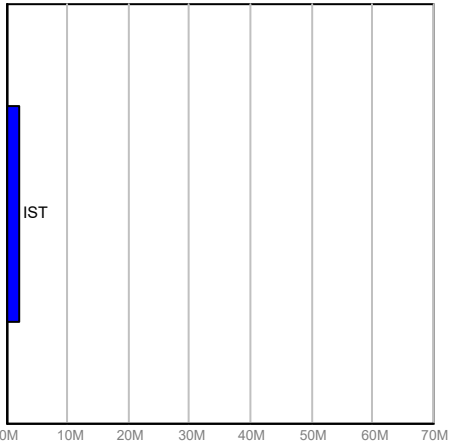
# Monthly Infrastructure Sales Tax Project Report

## Large Cap Projects

Data Date: 3/20/2025

Report Date: 3/31/2025

DESCRIPTION/TEAM	SCOPE	PHOTO
<p><b>Project Title:</b> Dubois Park Var Historic Building Repair and Renovation</p> <p>Project Number: T111</p> <p>BCC District: 01</p> <p>Delivery Method: Annual Contract</p> <p>Category: P08-Public Building Repair Replacement &amp; Expans</p> <p>Status: Construction</p> <p>Designer: N/A</p> <p>Contractor: Robling Architecture Construction</p> <p>Project Manager: Javier Torres/Benjamin Carroll</p>	<p>The project consists of relocating the Pineapple Packing House structure, wood framing repairs, roof replacement and new windows, doors, electrical and HVAC.</p> <p>IST FY 2020 - \$250,000</p> <p>IST FY 2021 - \$250,000</p> <p>IST FY 2022 - \$250,000</p> <p>IST FY 2023 - \$250,000</p> <p>IST FY 2024 - \$644,585</p> <p>IST FY 2025 - \$599,415</p>	

SCHEDULE SUMMARY	PARTICIPATION	FUNDING									
<table border="1"> <thead> <tr> <th></th> <th>Original</th> <th>Actual</th> </tr> </thead> <tbody> <tr> <td>Project Start</td> <td>4/12/2021</td> <td>4/12/2021</td> </tr> <tr> <td>Project Completion</td> <td>12/13/2021</td> <td></td> </tr> </tbody> </table>		Original	Actual	Project Start	4/12/2021	4/12/2021	Project Completion	12/13/2021		<p><b>Consultant</b></p> <p>SBE N/A</p> <p>Local N/A</p> <p>WBE N/A</p> <p>MBE N/A</p> <p><b>Contractor</b></p> <p>SBE 10.46%</p> <p>Local 100%</p> <p>WBE 0%</p> <p>MBE 0%</p>	<p style="text-align: center;">Current Budget</p>  <p style="text-align: center;">Fund Source</p>
	Original	Actual									
Project Start	4/12/2021	4/12/2021									
Project Completion	12/13/2021										

FINANCIAL SUMMARY				
	Project Budget	Committed	% Committed	Paid To Date
	A	B	C=B/A	D
Construction	\$992,750	\$298,596	30.08%	\$290,748
Other	\$1,251,250	\$77,633	6.20%	\$48,767
<b>TOTAL</b>	<b>\$2,244,000</b>	<b>\$376,229</b>	<b>16.77%</b>	<b>\$339,515</b>

**NOTES**

Pineapple House (\$400,000): Robling's work is complete. Processing final payment. Pioneer House: CID FSPM awaits Parks comments on conceptual to forward to the architect. Dubois House: The CSA #1 package for the Master Plan has been finalized and is currently awaiting review and BCC approval.




# Monthly Infrastructure Sales Tax Project Report

## Large Cap Projects

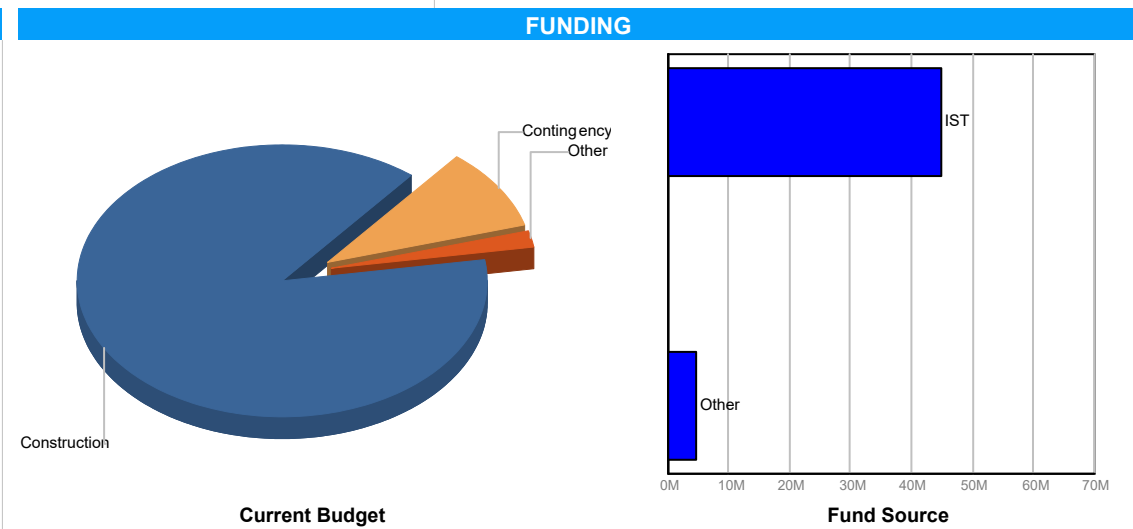
Data Date: 3/20/2025

Report Date: 3/31/2025

DESCRIPTION/TEAM	SCOPE	PHOTO
<p><b>Project Title:</b> Canyon District Park New Park Development</p> <p>Project Number: T122</p> <p>BCC District: 05</p> <p>Delivery Method: CMAR</p> <p>Category: N02-New Park Development</p> <p>Status: Construction</p> <p>Designer: Architecture Green</p> <p>Contractor: Kaufman Lynn</p> <p>Project Manager: David Polson</p>	<p>The project consists of the construction of a 52 acre Park south of Boynton Beach Blvd, along the west side of Acme Dairy Rd. with the Canyon Lakes Communities bordering the south and west limits of the site. The park will be constructed in two phases. Phase I will need to be completed in order to transfer the multi-purpose activities that currently take place on two existing soccer fields located to the west of the park. Once transferred the old soccer fields site will become the site of the new Canyon District Library.</p> <p>Impact Fees \$4,755,000  FY 2021 IST \$12,000,000  FY 2022 IST \$12,983,740  FY 2024 IST \$20,000,000</p>	

SCHEDULE SUMMARY		
	Original	Actual
GMP Approval-Phase I	1/14/2021	5/4/2021
Construction Start-Phase I	1/27/2021	1/4/2021
Substantial Completion-Phase I	1/27/2022	9/27/2024
Substantial Completion-Phase II	1/30/2026	
Construction Start-Phase II	3/4/2024	8/1/2024
GMP Approval Phase 2	7/2/2024	7/2/2024

PARTICIPATION	
<b>Consultant</b>	
SBE	75.93%
Local	100%
WBE	21.41%
MBE	0%
<b>Contractor</b>	
SBE	22.32%
Local	100%
WBE	22.32%
MBE	22.32%



FINANCIAL SUMMARY				
	Project Budget	Committed	% Committed	Paid To Date
	A	B	C=B/A	D
Design	\$0	\$124,726	0.00%	\$201,313
Construction	\$43,961,199	\$39,612,977	90.11%	\$21,557,060
Other	\$1,000,000	\$1,363,222	136.32%	\$1,273,273
Contingency	\$4,755,000	\$1,500,000	31.55%	\$1,500,000
<b>TOTAL</b>	<b>\$49,716,199</b>	<b>\$42,600,925</b>	<b>85.69%</b>	<b>\$24,531,646</b>

**NOTES**

Phases 1 and 1A: Construction is complete. Close-out activities are progressing, with Phase 1 A final pay application re-submitted on 3/7/25. Phase 2: Building permits issued/ Construction NTP issued on 7/16/2024, with construction commencement date of 8/1/2024. Phase 2 construction kick-off meeting held on 7/29/2024. Ground Breaking Ceremony conducted on 9/30/2024. Current Progress: Sand volleyball structure roofing complete, awaiting inspections. Play structures are finished. Shade structure foundation work is set to begin. All fields have been graded to grade. All structures are awaiting roof inspections, and interior infrastructure development is forthcoming.



# Monthly Infrastructure Sales Tax Project Report

## Large Cap Projects

Data Date: 3/20/2025

Report Date: 3/31/2025

### DESCRIPTION/TEAM

### SCOPE

### PHOTO

**Project Title:** Okeehetee Park South Expansion

Project Number: T125  
 BCC District: 03  
 Delivery Method: Annual Contract  
 Category: E02-Existing Park Redevelopment or Expansion  
 Status: Design  
 Designer: Colome' & Associates, Inc.  
 Contractor: TBD  
 Project Manager: Javier Torres

Inclusion of new park amenities and accrual of funds for the development of a camping island, picnic island and RV park.  
 FY21: \$1,000,000  
 FY22: \$1,000,000  
 FY24: \$452,010  
 FY25: \$1,705,000



### SCHEDULE SUMMARY

	Original	Actual
Start Date	9/9/2021	2/10/2025
Completion Date	5/31/2022	
Pre-Scope Meeting	11/6/2024	11/6/2024

### PARTICIPATION

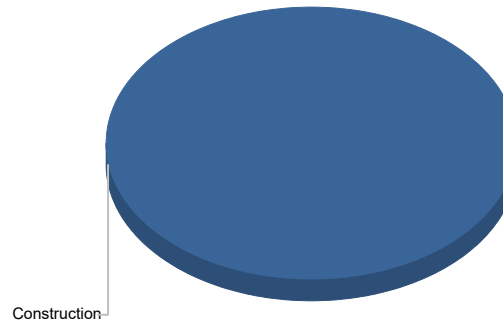
#### Consultant

SBE N/A  
 Local N/A  
 WBE N/A  
 MBE N/A

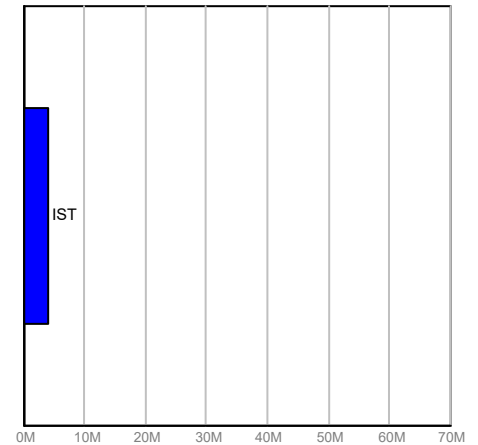
#### Contractor

SBE 100%  
 Local 100%  
 WBE 0%  
 MBE 0%

### FUNDING



Current Budget



Fund Source

### FINANCIAL SUMMARY

	Project Budget	Committed	% Committed	Paid To Date
	A	B	C=B/A	D
Construction	\$4,157,010	\$60,925	1.47%	\$58,611
<b>TOTAL</b>	<b>\$4,157,010</b>	<b>\$60,925</b>	<b>1.47%</b>	<b>\$58,611</b>

### NOTES

The CID PM is actively working on a response to the Consultant Master Plan proposal, addressing key aspects. Meanwhile, the CID Assistant Director has raised specific questions regarding the environmental impact and tree survey, which may require additional clarification or review to ensure alignment with project goals.





# Monthly Infrastructure Sales Tax Project Report

## Large Cap Projects

Data Date: 3/20/2025

Report Date: 3/31/2025

### DESCRIPTION/TEAM

### SCOPE

### PHOTO

**Project Title:** JPP Parks Division Office Building Addition  
**Project Number:** T174  
**BCC District:** 03  
**Delivery Method:** Annual Contract  
**Category:** P08-Public Building Repair Replacement & Expans  
**Status:** Design  
**Designer:** Colome' & Associates, Inc.  
**Contractor:** TBD  
**Project Manager:** Eric Chimienti

Permanent office space is needed to replace two (2) modular office trailers that have exceeded their useful life and are rotting . The addition would be to the current Parks Operations Administration building (trailers more than 20 years old - rotting).

FY2023 \$750,000.00  
 FY2024 \$344,650.00  
 FY2025 \$2,075,000.00



### SCHEDULE SUMMARY

	Original	Actual
Preliminary Proposal	11/19/2024	1/6/2025

### PARTICIPATION

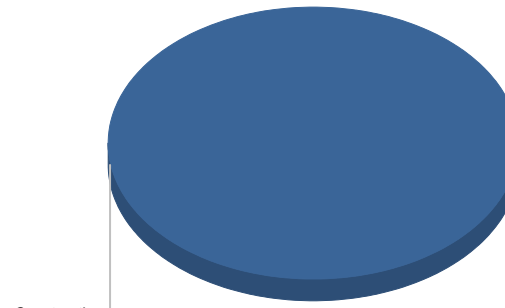
#### Consultant

- SBE TBD
- Local TBD
- WBE TBD
- MBE TBD

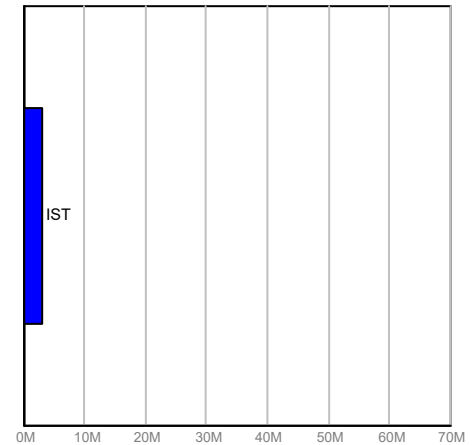
#### Contractor

- SBE TBD
- Local TBD
- WBE TBD
- MBE TBD

### FUNDING



Current Budget



Fund Source

### FINANCIAL SUMMARY

	Project Budget	Committed	% Committed	Paid To Date
	A	B	C=B/A	D
Construction	\$3,169,650	\$3,029	0.10%	\$3,029
<b>TOTAL</b>	<b>\$3,169,650</b>	<b>\$3,029</b>	<b>0.10%</b>	<b>\$3,029</b>

### NOTES

Received preliminary proposal from Parks and is currently under review within CID.



# Monthly Infrastructure Sales Tax Project Report

## Large Cap Projects

Data Date: 3/20/2025

Report Date: 3/31/2025

### DESCRIPTION/TEAM

### SCOPE

### PHOTO

**Project Title:** Glades Pioneer Park Athletic Field Renovation  
**Project Number:** T175  
**BCC District:** 06  
**Delivery Method:** CMAR  
**Category:** A06-Athletic Field Renovations  
**Status:** Permitting  
**Designer:** Florida Transportation Engineering  
**Contractor:** LTG Sports Turf One  
**Project Manager:** David Polson

Athletic facility improvement to Glades Pioneer Park will allow for year-round use of football/soccer fields. High quality artificial surfacing will provide an excellent facility for youth and allow for minimal downtime for positive youth activities.  
**Funded:**  
 FY 2021 \$210,000  
 FY 2023 \$1,009,000  
 FY 2024 \$2,824,756



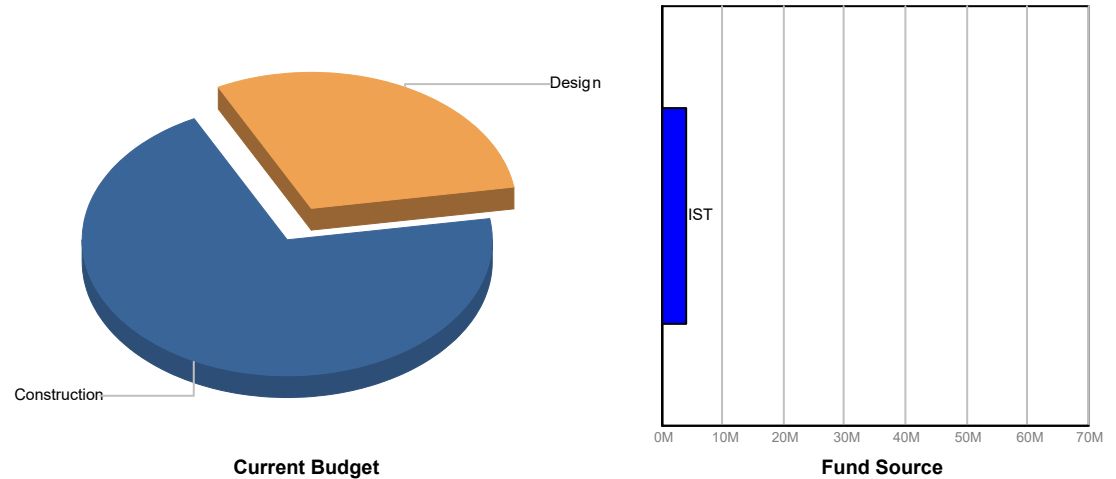
### SCHEDULE SUMMARY

	Original	Actual
Begin Existing Site Surveys	1/29/2020	1/29/2020
Complete Existing Site Surveys	6/30/2020	5/18/2020
Finalization of Existing Site Surveys	8/30/2020	9/18/2020
Design RFP Final Selection	10/29/2020	10/29/2020
Consultant Contract Issuance	12/14/2020	9/17/2024
Design Completion	12/31/2021	10/10/2023
Turf Supplier RFP Proposal Due	4/30/2022	6/6/2023
Turf Supplier Contract Executed	9/8/2023	9/8/2023
Turf Contract GMP Executed	9/17/2024	9/17/2024
Turf Contract Substantial Completion	1/30/2026	

### PARTICIPATION

**Consultant**  
 SBE 25%  
 Local 25%  
 WBE 0%  
 MBE 6.13%  
**Contractor**  
 SBE N/A  
 Local N/A  
 WBE N/A  
 MBE N/A

### FUNDING



### FINANCIAL SUMMARY

	Project Budget	Committed	% Committed	Paid To Date
	A	B	C=B/A	D
Design	\$1,213,709	\$188,934	15.57%	\$158,325
Construction	\$2,830,047	\$3,334,691	117.83%	\$59,559
<b>TOTAL</b>	<b>\$4,043,756</b>	<b>\$3,523,626</b>	<b>87.14%</b>	<b>\$217,884</b>

### NOTES

The GMP package was submitted on July 30, 2024, for the BCC meeting scheduled on September 17, 2024. The building permit submission was completed in May 2024, and the pre-construction kick-off meeting took place on September 25, 2024. OAC meetings have not yet commenced, but the Notice to Proceed was issued on October 21, 2024.



# Monthly Infrastructure Sales Tax Project Report

## Large Cap Projects

Data Date: 3/20/2025

Report Date: 3/31/2025

### DESCRIPTION/TEAM

### SCOPE

### PHOTO

**Project Title:** North County Pool Facility Repairs and Renovation  
**Project Number:** T176  
**BCC District:** 01  
**Delivery Method:** Annual Contract  
**Category:** A02-Aquatic Facility Repair and Replacement  
**Status:** Design  
**Designer:** Architecture Green  
**Contractor:** Messam  
**Project Manager:** Rich Carlton

Public aquatic facility overdue for large scale capital repair and renovation - renovations would include restroom/locker-room renovation, resurfacing and coping repairs, baby pool replacement with water feature and shade structures. We receive many public complaints about the structural design of and capital condition of the restrooms.  
  
 FY2023 \$2,062,000.00 and FY2024 \$251,564.00



### SCHEDULE SUMMARY

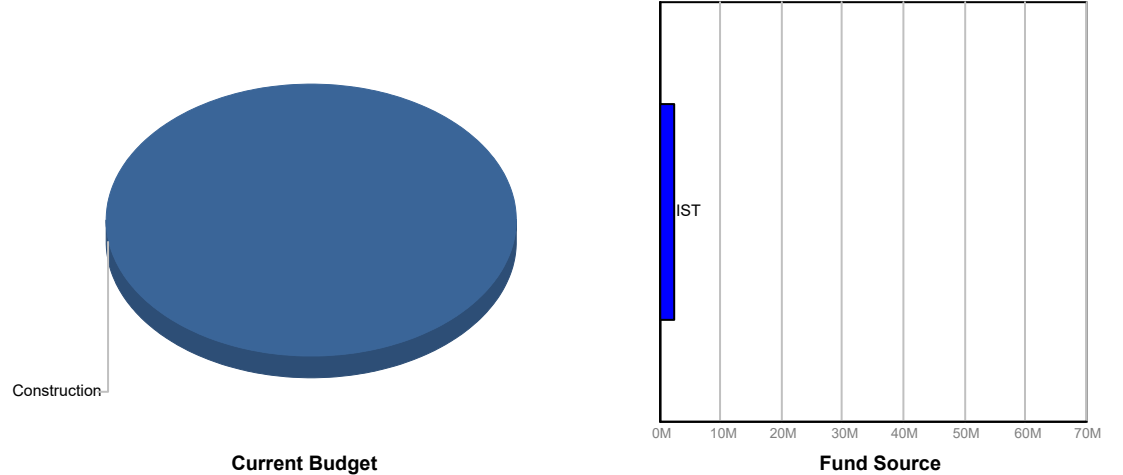
	Original	Actual
Pre-scope walk through	5/23/2023	6/2/2023
Phase 1 Design Start: Pool Renovations	2/16/2024	2/16/2024
Phase 2 Design: Restrooms/Lockers	6/24/2024	7/31/2024
Permit-TBD		
Construction Start-TBD		

### PARTICIPATION

**Consultant**  
 SBE 100%  
 Local 100%  
 WBE 2%  
 MBE 0%

**Contractor**  
 SBE 0%  
 Local 100%  
 WBE 36.3%  
 MBE 0%

### FUNDING



### FINANCIAL SUMMARY

	Project Budget	Committed	% Committed	Paid To Date
	A	B	C=B/A	D
Construction	\$2,363,533	\$658,351	27.85%	\$341,158
<b>TOTAL</b>	<b>\$2,363,533</b>	<b>\$658,351</b>	<b>27.85%</b>	<b>\$341,158</b>

### NOTES

50% of the CD design issued and distributed for user/unit comments. Project on track per published timeline and issuance of permit design set. The updated ROM is expected by the CM based on the latest design and overall project budget update to be provided to the user. Town of Jupiter has expressed interest in sharing a portion of the project cost and details being determined by Parks.



# Monthly Infrastructure Sales Tax Project Report

## Large Cap Projects

Data Date: 3/20/2025

Report Date: 3/31/2025

### DESCRIPTION/TEAM

### SCOPE

### PHOTO

**Project Title:** Coconut Cove Waterpark Facility Repairs and Renovation  
**Project Number:** T177  
**BCC District:** 05  
**Delivery Method:** Annual Contract  
**Category:** A02-Aquatic Facility Repair and Replacement  
**Status:** Design  
**Designer:** TBD  
**Contractor:** TBD  
**Project Manager:** Eric Chimienti

Repairs and renovations include replacement of play structure in zero depth playground, restroom refurbishment, replace old leaking concession tiki hut with a concession building, classroom and birthday party room renovation, replace old chairs/deck lounge chairs. Upgrades are necessary to maintain business operations and no loss in revenue.  
 IST Funded: FY2023\$1,449,000.00 and FY2024 \$176,778



### SCHEDULE SUMMARY

	Original	Actual
Design Staart	10/15/2024	

### PARTICIPATION

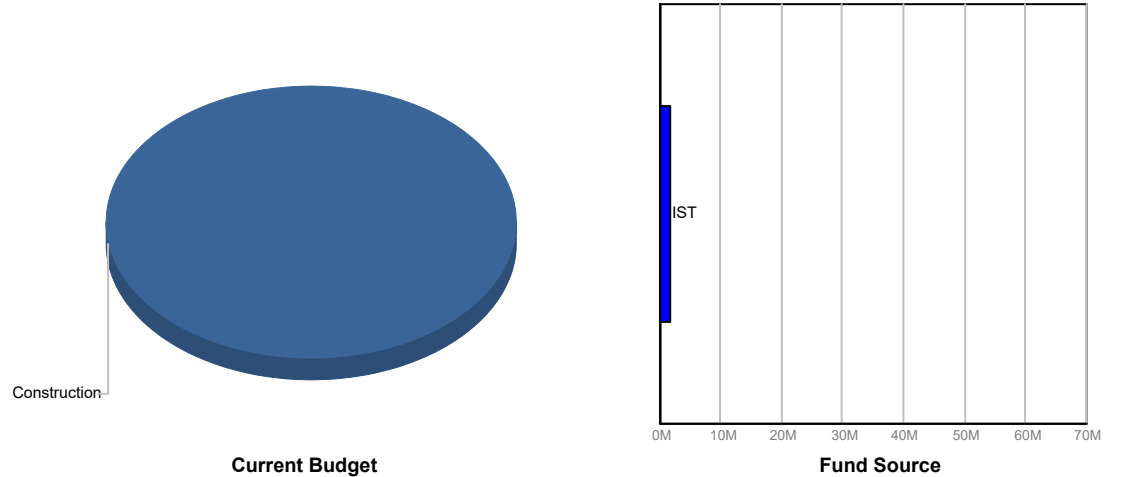
#### Consultant

- SBE TBD
- Local TBD
- WBE TBD
- MBE TBD

#### Contractor

- SBE TBD
- Local TBD
- WBE TBD
- MBE TBD

### FUNDING



### FINANCIAL SUMMARY

	Project Budget	Committed	% Committed	Paid To Date
	A	B	C=B/A	D
Construction	\$1,625,778	\$3,291	0.20%	\$3,291
<b>TOTAL</b>	<b>\$1,625,778</b>	<b>\$3,291</b>	<b>0.20%</b>	<b>\$3,291</b>

### NOTES

Design proposal has been received from Song & Associates and is under review.



# Monthly Infrastructure Sales Tax Project Report

## Large Cap Projects

Data Date: 3/20/2025

Report Date: 3/31/2025

### DESCRIPTION/TEAM

### SCOPE

### PHOTO

**Project Title:** Acreage Community Park Expansion

Project Number: T203  
 BCC District: 06  
 Delivery Method: TBD  
 Category: E02-Existing Park Redevelopment or Expansion  
 Status: Design  
 Designer: Cotleur & Hearing  
 Contractor: LandTek  
 Project Manager: ITID/Bob Hamilton

The project originally consisted of construction of a community/recreation center within Acreage Community Park. The project as now proposed consists of a synthetic turf multi-purpose field, state park, equestrian drop-off area and support infrastructure.  
 IST FY23 \$3,000,000



### SCHEDULE SUMMARY

### PARTICIPATION

### FUNDING

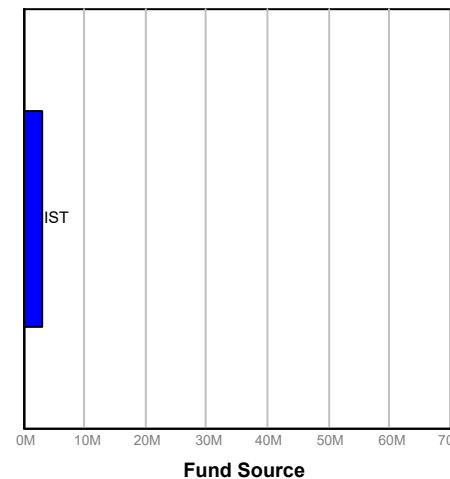
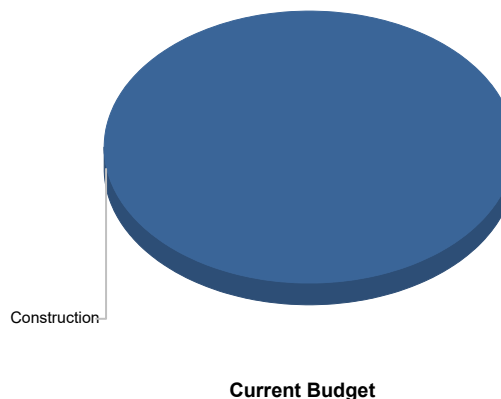
	Original	Actual
Project Start	10/21/2021	10/7/2024
Permit	1/30/2025	3/17/2025

#### Consultant

SBE N/A  
 Local N/A  
 WBE N/A  
 MBE N/A

#### Contractor

SBE N/A  
 Local N/A  
 WBE N/A  
 MBE N/A



### FINANCIAL SUMMARY

### NOTES

	Project Budget	Committed	% Committed	Paid To Date
	A	B	C=B/A	D
Design	\$0	\$0	0.00%	\$0
Construction	\$3,000,000	\$0	0.00%	\$0
Other	\$0	\$0	0.00%	\$0
<b>TOTAL</b>	<b>\$3,000,000</b>	<b>\$0</b>	<b>0.00%</b>	<b>\$0</b>

Permit # PR-2024-054280-0000 issued.