



Monthly Infrastructure Sales Tax Project Report

Large Cap Projects

Data Date: 12/19/2024

Report Date: 12/31/2024

DESCRIPTION/TEAM

SCOPE

PHOTO

Project Title: Headquarters R&R

Project Number: 11206
 BCC District: 03
 Delivery Method: Construction Management
 Category: S06-Sheriff - FDO
 Status: Close Out
 Designer: Leo Daly
 Contractor: Kast Construction
 Project Manager: Terri Wolfe

The project consists of the exterior hardening of the entire building consisting of new exterior walls, impact resistant doors and windows, roof replacement and structural tie-ins as well as the R&R of all major building systems and interior renovation of approx. 75% of the building. As part of the project, the Board has also approved the temp. relocation of employees occupying approx. 70% of the space to ensure continuity of operations during the construction, reduce the overall duration of the project and therefore total project cost. This project is funded in:
 FY 2017 IST \$1,600,000, FY 2019 IST \$11,047,000
 FY 2020 IST \$10,835,000, FY 2021 IST \$17,620,000
 FY 2022 IST \$6,577,994
 Ad Valorem Fund Allocated to date \$8,953,189



SCHEDULE SUMMARY

	Original	Actual
Project Start	3/14/2016	3/14/2016
Design Start	5/9/2017	5/9/2017
Construction Start	1/31/2019	3/22/2021
Substantial Completion	8/23/2022	12/8/2023
Project Completion	3/24/2023	

PARTICIPATION

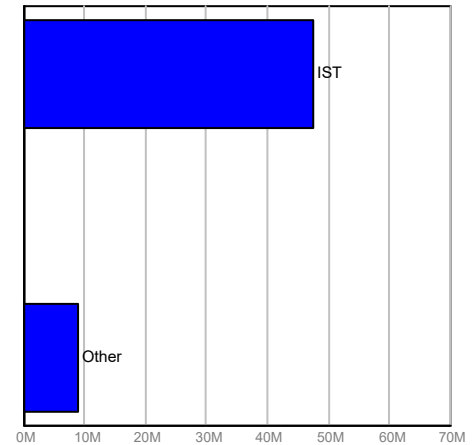
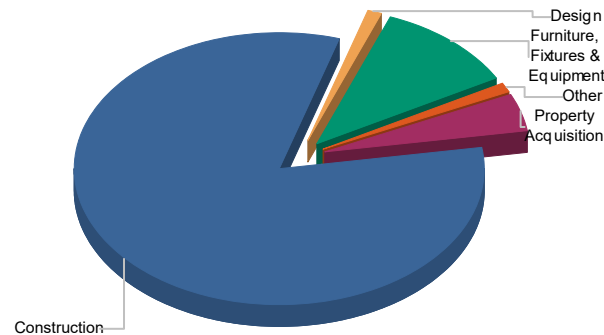
Consultant

SBE 24.71%
 Local 100%
 WBE N/A
 MBE N/A

Contractor

SBE 12.75%
 Local 100%
 WBE N/A
 MBE N/A

FUNDING



Current Budget

Fund Source

FINANCIAL SUMMARY

	Project Budget	Committed	% Committed	Paid To Date
	A	B	C=B/A	D
Property Acquisition	\$2,537,653	\$2,478,256	97.66%	\$2,537,653
Design	\$667,425	\$83,588	12.52%	\$83,588
Construction	\$46,514,675	\$45,679,256	98.20%	\$45,672,332
Furniture, Fixtures & Equipment	\$6,365,963	\$5,379,921	84.51%	\$5,302,257
Other	\$544,359	\$469,672	86.28%	\$417,736
TOTAL	\$56,630,075	\$54,090,694	95.52%	\$54,013,567

NOTES

Final pay application #11 is being revised requiring updated schedules and will be submitted as part of the final close-out package documents. 97% of closeout documents have been obtained.



Monthly Infrastructure Sales Tax Project Report

Large Cap Projects

Data Date: 12/19/2024

Report Date: 12/31/2024

DESCRIPTION/TEAM

SCOPE

PHOTO

Project Title: Ocean Inlet Park and Marina Renovation

Project Number: 13367
 BCC District: 04
 Delivery Method: Hard Bid
 Category: P08-Public Building Repair Replacement & Expans
 Status: Construction
 Designer: Alan Gerwig & Associates, Inc.
 Contractor: Poseidon
 Project Manager: Rich Avery

The project consists of the replacement of marina components as well as new components including bulkhead wall, floating docks, floating finger docks, fixed dock, boat lifts, floating wave attenuator, landscaping, and replacement of the current Marina/Restroom and concession buildings. The project will be constructed in two phases. Phase one will consist of marina bulkhead, dock reconstruction and wave attenuator construction. The remaining scope to be completed during phase 2.

Total available funding for this project consists of \$2,500,000 FY18 IST funds, \$2,500,000 FY20 Find Grant funds, \$3,200,000 FY23 IST funds, and \$5,408,000 FY24 IST funds.



SCHEDULE SUMMARY

	Original	Actual
Phase I Start	2/5/2018	2/4/2018
Design Start	10/22/2018	10/22/2018
Construction Start	12/3/2019	11/1/2021
Substantial Completion	11/1/2022	7/8/2024

PARTICIPATION

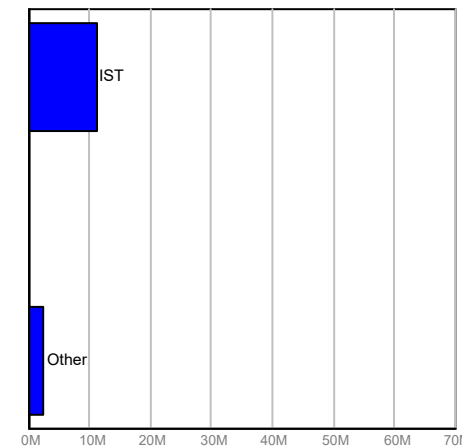
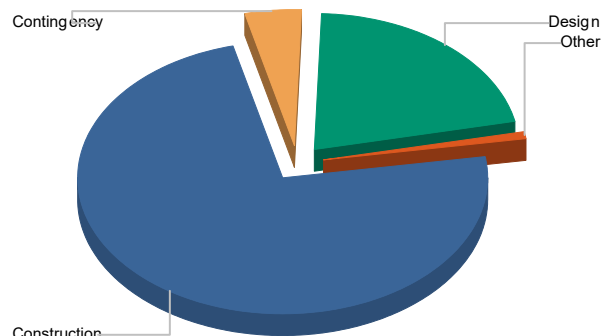
Consultant

SBE 82.50%
 Local 100%
 WBE N/A
 MBE N/A

Contractor

SBE 92.67
 Local 92.67
 WBE N/A
 MBE N/A

FUNDING



FINANCIAL SUMMARY

	Project Budget	Committed	% Committed	Paid To Date
	A	B	C=B/A	D
Design	\$2,900,600	\$355,555	12.26%	\$310,290
Construction	\$10,027,806	\$1,803,329	17.98%	\$1,670,573
Other	\$108,500	\$136,715	126.00%	\$136,702
Contingency	\$600,000	\$0	0.00%	\$0
TOTAL	\$13,636,906	\$2,295,599	16.83%	\$2,117,565

NOTES

Modification options for the PBSO boat lifts are still under consideration. Once a solution is chosen, it will proceed to implementation. The consultant has received the wave height study, evaluated it, and provided recommendations to add a second wave attenuator.



Monthly Infrastructure Sales Tax Project Report

Large Cap Projects

Data Date: 12/19/2024

Report Date: 12/31/2024

DESCRIPTION/TEAM

SCOPE

PHOTO

Project Title: Evidence Building

Project Number: 14218
 BCC District: 03
 Delivery Method: Construction Management
 Category: S06-Sheriff - FDO
 Status: Close Out
 Designer: Leo Daly
 Contractor: Pirtle Construction
 Project Manager: Jeffrey Halverson

The project consists of a new 2-story Evidence Storage/Crime Scene/Crime Lab Facility (Approximately 87,000 GSF) and a 12,000 GSF metal building for impound vehicle storage. The main facility will house property seized by the Sheriff's Office, Administrative Offices, Evidence Processing via the crime scene investigation unit and the crime lab. Monitored cameras, motion detectors, and restricted access with electronic logging will be provided. The facility will accommodate secure vehicle garage bays that can store large vehicles (i.e. 56' long trailers) holding evidence for investigation or transport. Site Development (16 Acres) to include user parking (public, booking officers & staff), a fenced/gated impound lot (350 surface spaces). IST Funding: FY17 \$4,395,000 FY18 \$13,202,000 FY19 \$3,739,540. Other Fund: \$10,217,539.5



Palm Beach County Sheriff's Office Forensic Facility



SCHEDULE SUMMARY

	Original	Actual
Project Start	3/30/2016	12/21/2016
Design Start	6/28/2017	6/28/2017
Construction Start	7/5/2018	4/29/2019
Substantial Completion	11/5/2019	10/30/2020
Project Completion	11/26/2019	

PARTICIPATION

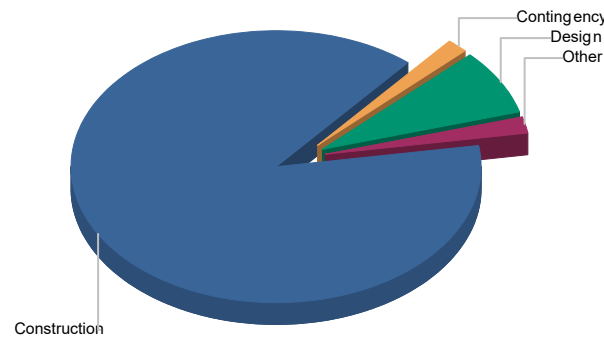
Consultant

SBE 33.21%
 Local 78.96%
 WBE N/A
 MBE N/A

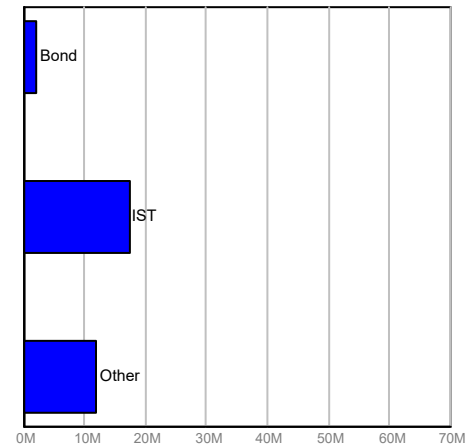
Contractor

SBE 21.60%
 Local 55%
 WBE N/A
 MBE N/A

FUNDING



Current Budget



Fund Source

FINANCIAL SUMMARY

	Project Budget	Committed	% Committed	Paid To Date
	A	B	C=B/A	D
Design	\$2,461,526	\$2,461,526	100.00%	\$2,452,041
Construction	\$27,998,127	\$27,998,128	100.00%	\$27,491,609
Furniture, Fixtures & Equipment	\$0	\$0	0.00%	\$0
Other	\$602,158	\$602,158	100.00%	\$602,158
Contingency	\$492,268	\$492,268	100.00%	\$492,268
TOTAL	\$31,554,080	\$31,554,080	100.00%	\$31,038,077

NOTES

Air Handling Unit #6 backup was discussed on Oct 16 (CSA #13), and the Architect is developing a design proposal on the presented option, but they have produced the Schematic Design Development MEP Narrative provided on Dec 6. Additional funding is being requested to address several outstanding items and changes. Change Order #40 (Processing Garage HVAC) is awaiting approval of BAS for funding. Change Order #41 on the helium line is expected the second week in Jan. PBSO has selected a replacement Freezer & Cooler for which the Architect is to prepare a redundant power supply system .



Monthly Infrastructure Sales Tax Project Report

Large Cap Projects

Data Date: 12/19/2024

Report Date: 12/31/2024

DESCRIPTION/TEAM

SCOPE

PHOTO

Project Title: CR 880 Canal Bank Stabilization

Project Number: 1448
 BCC District: 06
 Delivery Method: Bid Contract Award
 Category: C02-CR 880 Canal Bank Stabilization
 Status: Construction
 Designer: Wantman Group
 Contractor: Dickerson Florida, Inc.
 Project Manager: Holly Knight

This project will repair, restore, and stabilize the embankment along a portion of County Road 880. The South Florida Water Management District's L-13 Canal parallels and is very close to County Road 880. The embankment area for County Road 880 to the canal is minimal. The undermining of the County Road 880 embankment continues due to storm events and increased South Florida Water Management District pumping and has progressively deteriorated. Repair of the embankment is necessary to prevent the eventual collapse of County Road 880 and to ensure the integrity of County Road 880 and provide a safe roadway for the public.
 IST Funds: FY17 \$1,000,000 FY18 \$2,000,000 FY24 \$2,000,000.



SCHEDULE SUMMARY

	Original	Actual
Construction Notice to Proceed	6/5/2017	6/5/2017
Phase III Construction Complete	11/2/2017	10/20/2017
Phase IV-Construction Notice to Proceed	6/1/2018	7/9/2018
Phase IV-Construction Complete	12/1/2018	3/27/2019
Phase V-Construction Notice to Proceed	6/1/2019	7/1/2019
Phase V-Construction Complete	12/1/2019	11/20/2019

PARTICIPATION

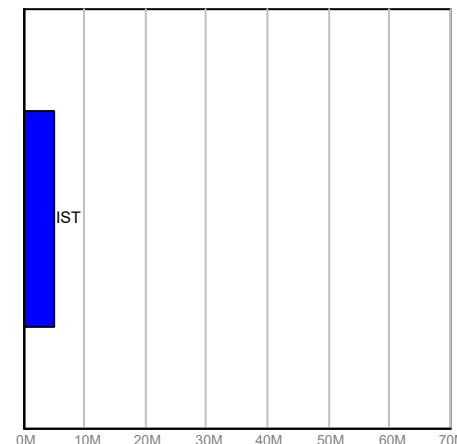
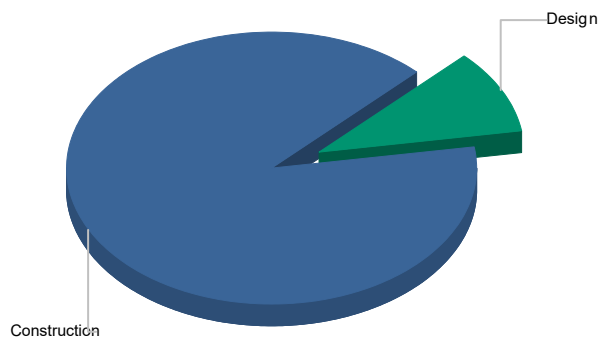
Consultant

SBE 15%
 Local 100%
 WBE 0%
 MBE 0%

Contractor

SBE 23.4%
 Local 23.4%
 WBE 0%
 MBE 0%

FUNDING



Current Budget

Fund Source

FINANCIAL SUMMARY

	Project Budget	Committed	% Committed	Paid To Date
	A	B	C=B/A	D
Design	\$500,000	\$75,698	15.14%	\$75,698
Construction	\$4,500,000	\$2,543,027	56.51%	\$2,317,297
Contingency	\$0	\$0	0.00%	\$0
TOTAL	\$5,000,000	\$2,618,726	52.37%	\$2,392,996

NOTES

Phases I and II (constructing adjacent locations) were completed in FY 2015 and FY 2016 using non-IST funding. Phase III construction is funded at \$1,000,000 in FY 2017. Construction for Phases IV & V are funded at \$2,000,000 in FY 2018. Construction is complete for Phases III, IV and V. Phase VI construction is delayed pending design review/revision and bid process.



Monthly Infrastructure Sales Tax Project Report

Large Cap Projects

Data Date: 12/19/2024

Report Date: 12/31/2024

DESCRIPTION/TEAM

Project Title: 6th Ave. So. over Lake Osborne (LWDD E-4 Canal)(S Br/ East bound) (934307)
Project Number: 1464
BCC District: 03
Delivery Method: Design CCNA
Category: B08-Bridge Replacements
Status: Close Out
Designer: Stantec
Contractor: Ranger
Project Manager: Will Carey

SCOPE

This project will replace an existing bridge that was built over 50 years ago. The new bridge will improve traffic safety (lane widths, bike lanes and barrier walls), improve roadway drainage, and enhance pedestrian sidewalk safety. The new bridge will also provide greater vertical clearance.

PHOTO



SCHEDULE SUMMARY

	Original	Actual
Design Contract Notice to Proceed	7/17/2018	7/17/2018
Design Completion	12/1/2020	2/14/2021
Construction Bid Date	3/1/2021	5/4/2021
Construction Start	12/1/2021	2/14/2022
Construction Complete	5/1/2024	

PARTICIPATION

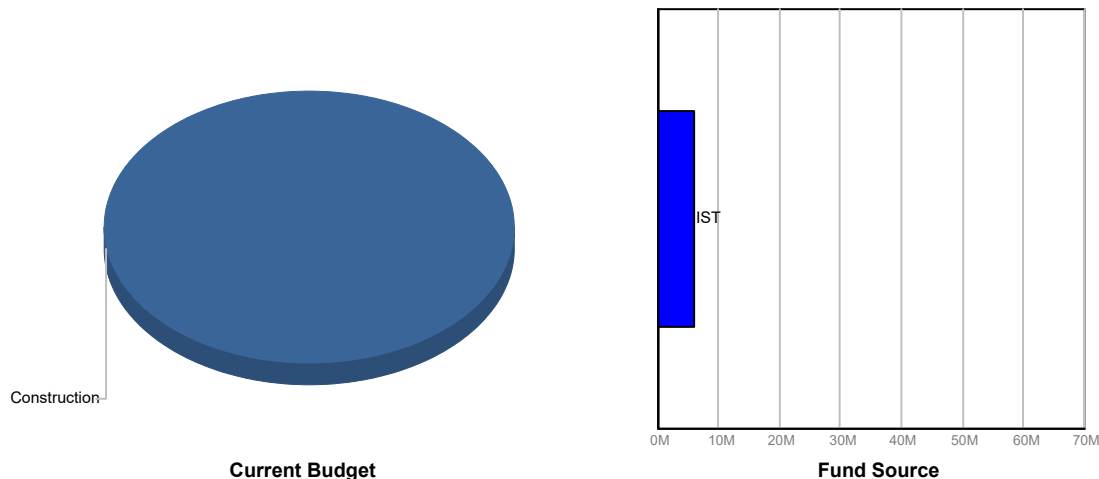
Consultant

SBE 25%
 Local 100%
 WBE 0%
 MBE 0%

Contractor

SBE 11%
 Local 100%
 WBE 0%
 MBE 0%

FUNDING



FINANCIAL SUMMARY

	Project Budget	Committed	% Committed	Paid To Date
	A	B	C=B/A	D
Construction	\$6,000,000	\$5,917,379	98.62%	\$5,771,690
TOTAL	\$6,000,000	\$5,917,379	98.62%	\$5,771,690

NOTES

This project is funded with 5-Year Road Program (RP) funding and IST funding. Design (using RP funds) is complete. The project was bid on 5/4/21 - with apparent low bid of \$ 11.1m The IST partially funds the construction of the project at \$6m in FY 2020. Construction is complete - working on closing documents.



Monthly Infrastructure Sales Tax Project Report

Large Cap Projects

Data Date: 12/19/2024

Report Date: 12/31/2024

DESCRIPTION/TEAM

SCOPE

PHOTO

Project Title: CR 880 (Old SR 80) Over C-51 Canal (930940)
Project Number: 1480
BCC District: 06
Delivery Method: Design CCNA
Category: B08-Bridge Replacements
Status: Design
Designer: Alan Gerwig & Assoc.
Contractor: TBD (Bid)
Project Manager: Maroun Azzi

This project will replace an existing bridge that was built over 80 years ago. The new bridge will improve traffic safety (lane widths and vehicle barrier walls). The current bridge is weight restricted.



SCHEDULE SUMMARY

	Original	Actual
Design Contract Notice to Proceed	11/9/2018	11/9/2018
Design Completion	12/1/2024	
Construction Bid Date	4/1/2025	
Construction Start	9/1/2025	
Construction Complete	6/1/2027	

PARTICIPATION

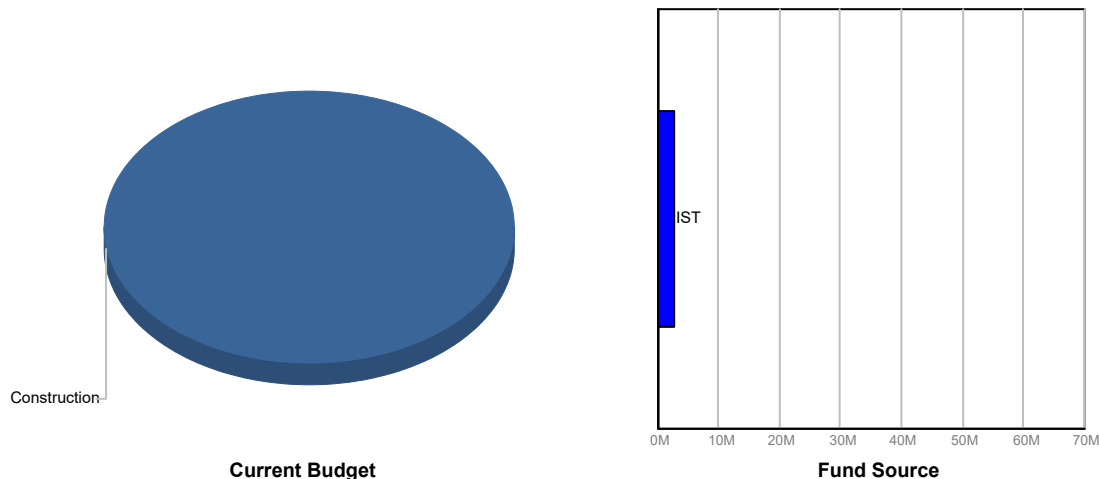
Consultant

- SBE 94.3%
- Local 100%
- WBE 0%
- MBE 0%

Contractor

- SBE TBD
- Local TBD
- WBE TBD
- MBE TBD

FUNDING



FINANCIAL SUMMARY

	Project Budget	Committed	% Committed	Paid To Date
	A	B	C=B/A	D
Construction	\$2,700,000	\$13,710	0.51%	\$13,710
TOTAL	\$2,700,000	\$13,710	0.51%	\$13,710

NOTES

This project is funded with 5-Year Road Program (RP) funding and IST funding. Design (using 5-Year RP funds) is ongoing (80% complete). The construction of the project is currently estimated at \$5.8m. The IST partially funds the construction of the project at \$2.7m in FY 2019. The project is currently scheduled to begin construction in late FY25. The scheduled dates have been revised to depict design and permitting delays.



Monthly Infrastructure Sales Tax Project Report

Large Cap Projects

Data Date: 12/19/2024

Report Date: 12/31/2024

DESCRIPTION/TEAM

SCOPE

PHOTO

Project Title: Main Detention Center Electronics

Project Number: 15218
 BCC District: 03
 Delivery Method: Construction Management
 Category: S06-Sheriff - FDO
 Status: Close Out
 Designer: Leo A. Daly
 Contractor: Hedrick Brothers Construction
 Project Manager: Jeffrey Halverson

Phase II - Electronics for the South, East, and West Towers at the Main Detention Center, which have continually operated since the early 1980's. These systems include door controls, intercom, nurse's call system, CCTV, upgrade of EST3 software for fire alarm and new infrastructure for the future expansion of the CCTV system.
 Main Detention Center Electronics (B594) IST Funding
 FY 2017 IST \$5,600,000
 FY 2018 IST \$4,700,000
 FY 2024 IST \$ 1,256,600
 Ad Valorem \$1,021,161



SCHEDULE SUMMARY

	Original	Actual
Project Start	7/9/2015	6/9/2015
Design Start	6/21/2016	6/21/2016
Construction Start	3/19/2018	5/17/2018
Substantial Completion	3/15/2022	8/10/2020
Project Completion	6/30/2022	

PARTICIPATION

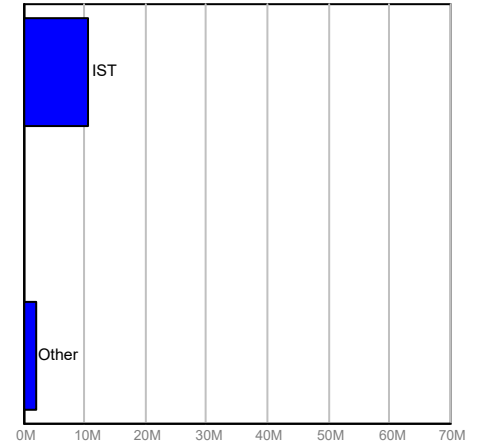
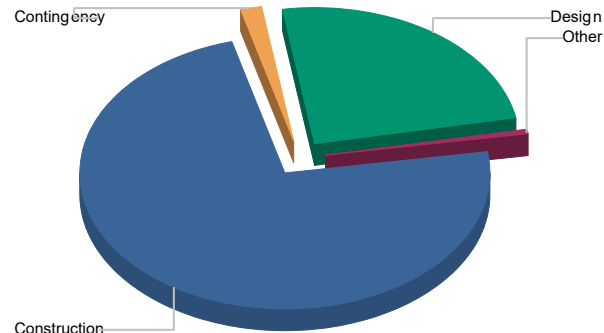
Consultant

- SBE 22.60%
- Local 67%
- WBE N/A
- MBE N/A

Contractor

- SBE 76.79%
- Local 80%
- WBE N/A
- MBE N/A

FUNDING



FINANCIAL SUMMARY

	Project Budget	Committed	% Committed	Paid To Date
	A	B	C=B/A	D
Design	\$3,096,507	\$3,053,730	98.62%	\$2,933,781
Construction	\$9,210,331	\$7,227,727	78.47%	\$7,189,534
Furniture, Fixtures & Equipment	\$0	\$0	0.00%	\$0
Other	\$55,740	\$62,260	111.70%	\$62,260
Contingency	\$215,183	\$0	0.00%	\$0
TOTAL	\$12,577,761	\$10,343,717	82.24%	\$10,185,575

NOTES

East Tower is complete and final Fire Marshal inspections are being scheduled . Once final punch list items and permit close-out are completed we will be able to close out the South Tower also . The close-out should occur in Feb 2025.



Monthly Infrastructure Sales Tax Project Report

Large Cap Projects

Data Date: 12/19/2024

Report Date: 12/31/2024

DESCRIPTION/TEAM

SCOPE

PHOTO

Project Title: Palm Beach Lakes Blvd over FEC R/R

Project Number: 1532
 BCC District: 07
 Delivery Method: Design CCNA
 Category: B04-Bridge Modifications
 Status: Design
 Designer: HNTB
 Contractor: TBD
 Project Manager: Maroun Azzi

This project will rehabilitate an existing bridge that was built over 50 years ago. The project will improve traffic safety (lane widths, pedestrian barrier, railings) and may involve other improvements such as shoulders, bike lanes, and sidewalks.
 FY 2017 IST \$1,500,000
 FY 2021 IST \$4,500,000
 FY 2025 IST \$8,300,000



SCHEDULE SUMMARY

	Original	Actual
Project Start	9/30/2017	9/30/2017
Consultant Procurement Finish	9/3/2019	12/1/2019
Study Start	4/7/2020	4/7/2020
Design Complete	4/1/2026	
Permit Application	6/1/2024	
Permit Issued	12/25/2025	
Construction Start	1/1/2027	
Construction Complete	1/1/2029	
Study Complete	5/1/2022	4/1/2022
Design Start	4/1/2023	5/10/2023

PARTICIPATION

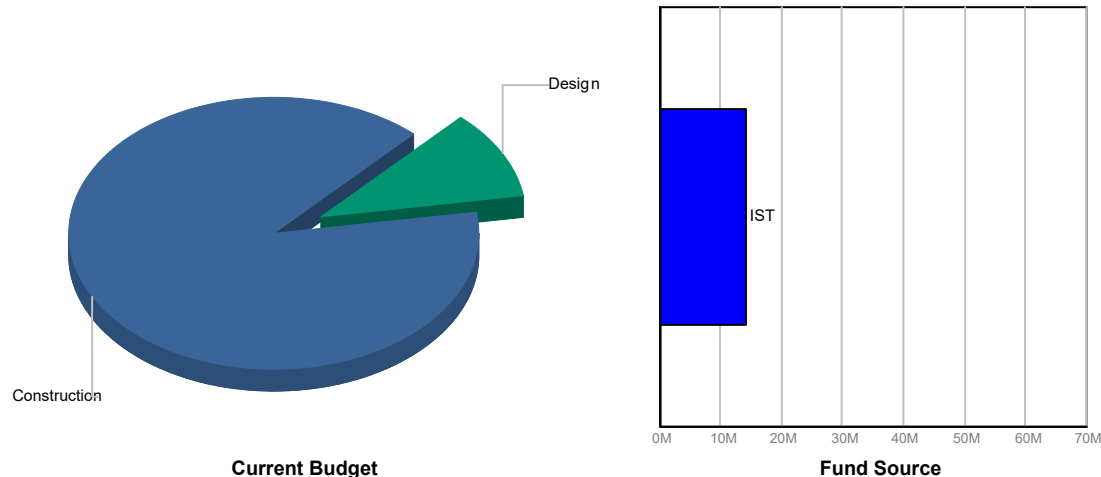
Consultant

- SBE 36.5%
- Local 96%
- WBE TBD
- MBE TBD

Contractor

- SBE TBD
- Local TBD
- WBE TBD
- MBE TBD

FUNDING



FINANCIAL SUMMARY

	Project Budget	Committed	% Committed	Paid To Date
	A	B	C=B/A	D
Design	\$1,500,000	\$1,608,316	107.22%	\$574,350
Construction	\$12,800,000	\$61,011	0.48%	\$61,011
Other	\$0	\$15,327	0.00%	\$15,327
Contingency	\$0	\$0	0.00%	\$0
TOTAL	\$14,300,000	\$1,684,654	11.78%	\$650,688

NOTES

Initial coordination has been completed with stakeholders including the City of West Palm Beach and the Community Redevelopment Agency to determine scope and design parameters for the rehabilitation of the bridge superstructure. Design is ongoing (35% complete). The scheduled dates have been revised to depict coordination, planning, and scope delays.



Monthly Infrastructure Sales Tax Project Report

Large Cap Projects

Data Date: 12/19/2024

Report Date: 12/31/2024

DESCRIPTION/TEAM

SCOPE

PHOTO

Project Title: Sections of Jog Road
Project Number: 1537
BCC District: Multiple
Delivery Method: Annual Striping Contract
Category: S16-Striping
Status: Construction
Designer: N/A
Contractor: Oglesby
Project Manager: Larry Kelly

This project consists of restriping sections of Jog Road.
 FY 2017 \$350,000
 FY 2021 \$150,000
 FY 2022 \$100,000
 FY 2023 \$100,000
 FY 2024 \$200,000
 FY 2026 \$200,000



SCHEDULE SUMMARY

PARTICIPATION

FUNDING

	Original	Actual
Summit to Gun Club Complete	9/20/2017	9/20/2017
PGA to Hood Complete	10/31/2017	10/31/2017
10th Avenue N. to Summit Complete	1/22/2018	1/22/2018
Wallis to Roebuck Complete	3/7/2018	3/7/2018
Gateway to S. of Hypoluxo Complete	12/17/2018	10/18/2018
Glades to NW 55th St.	3/19/2019	3/19/2019
Hood to Donald Ross	12/2/2020	12/12/2020
N. Oriole to Lake Ida	4/3/2021	3/9/2021
Beeline to Northlake	5/11/2023	5/11/2023
Yamato to Clint Moore	11/3/2023	11/3/2023

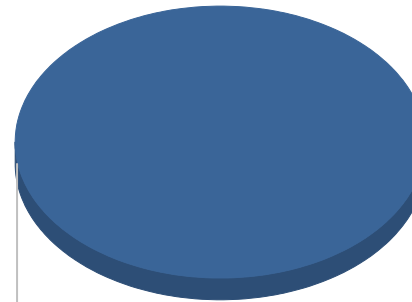
Consultant

SBE N/A
 Local N/A
 WBE N/A
 MBE N/A

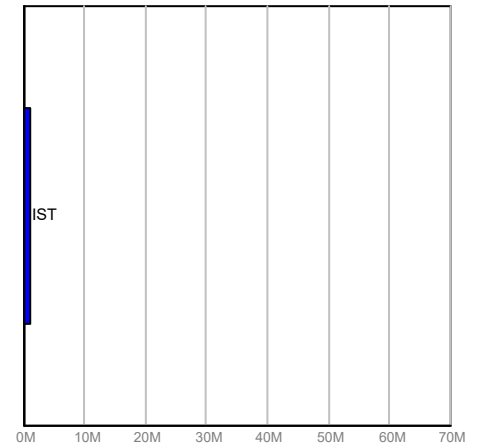
Contractor

SBE 61%
 Local 61%
 WBE 0%
 MBE 0%

Construction



Current Budget



Fund Source

FINANCIAL SUMMARY

NOTES

	Project Budget	Committed	% Committed	Paid To Date
	A	B	C=B/A	D
Design	\$0	\$0	0.00%	\$0
Construction	\$1,100,000	\$499,501	45.41%	\$421,804
Contingency	\$0	\$0	0.00%	\$0
TOTAL	\$1,100,000	\$499,501	45.41%	\$421,804

Jog Road is a North-South major County thoroughfare. This project consists of re-striping sections of Jog Road. Restriping continues on an as needed basis.



Monthly Infrastructure Sales Tax Project Report

Large Cap Projects

Data Date: 12/19/2024

Report Date: 12/31/2024

DESCRIPTION/TEAM

SCOPE

PHOTO

Project Title: CR 880

Resurfacing approximately 2.5 miles (5 lane miles) of a portion of County Road 880 from Main Street to S.R. 80 each year.



Project Number: 1539
 BCC District: 06
 Delivery Method: Annual Construction Contract
 Category: R04-Resurfacing
 Status: Construction
 Designer: N/A
 Contractor: Community
 Project Manager: Darren Prainito

SCHEDULE SUMMARY

	Original	Actual
FY 2017 Construction Complete	12/22/2017	12/22/2017
FY 2018 Construction Complete	12/7/2018	11/30/2018
FY 2019 Construction Complete	12/31/2019	11/1/2019
FY 2020 Construction Complete	12/18/2020	12/3/2020
FY 2021 Construction Complete	12/17/2021	10/5/2021
FY 2022 Construction Complete	12/16/2022	7/14/2022
FY 2023 Construction Complete	12/15/2023	11/28/2023
FY 2024 Construction Complete	12/24/2024	

PARTICIPATION

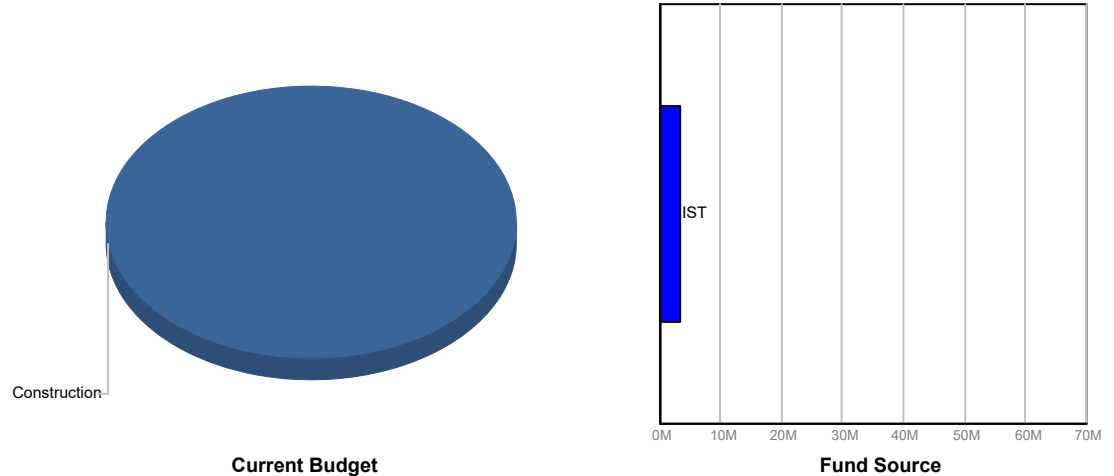
Consultant

SBE N/A
 Local N/A
 WBE N/A
 MBE N/A

Contractor

SBE 8.7%
 Local 95.8%
 WBE 0%
 MBE 0%

FUNDING



FINANCIAL SUMMARY

	Project Budget	Committed	% Committed	Paid To Date
	A	B	C=B/A	D
Design	\$0	\$2,392	0.00%	\$2,392
Construction	\$3,300,000	\$2,298,407	69.65%	\$1,834,407
Contingency	\$0	\$0	0.00%	\$0
TOTAL	\$3,300,000	\$2,300,799	69.72%	\$1,836,799

NOTES

County Road 880 is approximately 19 miles in length. This project entails resurfacing a portion of County Road 880 each year. Construction complete for FY2017 thru 2023.



Monthly Infrastructure Sales Tax Project Report

Large Cap Projects

Data Date: 12/19/2024

Report Date: 12/31/2024

DESCRIPTION/TEAM

SCOPE

PHOTO

Project Title: Brown's Farms Road

Resurfacing approximately 2 miles (4 lane miles) of a portion of Brown's Farm Road from CR 880 to South Terminus each year.

Project Number: 1540
 BCC District: 06
 Delivery Method: Annual Construction Contract
 Category: R04-Resurfacing
 Status: Construction
 Designer: N/A
 Contractor: Community
 Project Manager: Darren Prainito



SCHEDULE SUMMARY

	Original	Actual
FY 2017 Construction Complete	12/22/2017	12/22/2017
FY 2018 Construction Complete	12/1/2018	11/30/2018
FY 2019 Construction Complete	12/31/2019	11/1/2019
FY 2020 Construction Complete	12/18/2020	12/2/2020
FY2021 Construction Complete	12/17/2021	10/18/2021
FY 2022 Construction Complete	12/22/2022	7/19/2022
FY 2023 Construction Complete	12/19/2023	12/1/2023
FY 2024 Construction Complete	12/24/2024	

PARTICIPATION

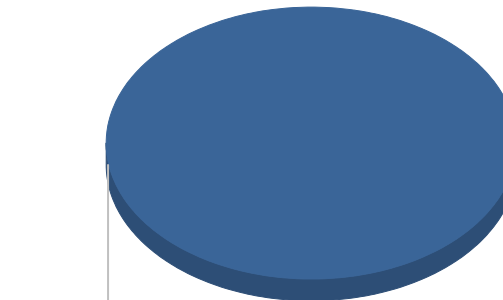
Consultant

SBE N/A
 Local N/A
 WBE N/A
 MBE N/A

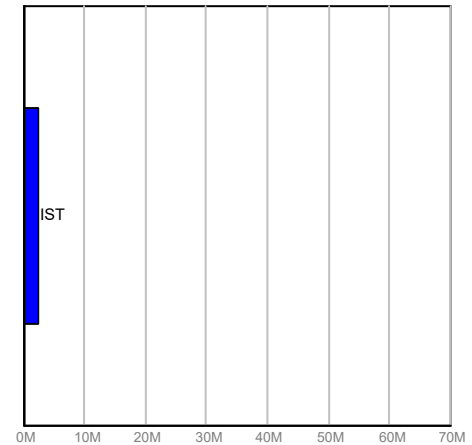
Contractor

SBE 7.4%
 Local 94.4%
 WBE 0%
 MBE 0%

FUNDING



Current Budget



Fund Source

FINANCIAL SUMMARY

	Project Budget	Committed	% Committed	Paid To Date
	A	B	C=B/A	D
Design	\$0	\$1,588	0.00%	\$1,588
Construction	\$2,300,000	\$1,785,597	77.63%	\$1,438,597
Contingency	\$0	\$0	0.00%	\$0
TOTAL	\$2,300,000	\$1,787,184	77.70%	\$1,440,184

NOTES

Brown's Farm Road is approximately 14 miles in length. This project entails resurfacing a portion of Brown's Farm Road each year. Construction complete for FY2017 thru 2023.



Monthly Infrastructure Sales Tax Project Report

Large Cap Projects

Data Date: 12/19/2024

Report Date: 12/31/2024

DESCRIPTION/TEAM

Project Title: Prosperity Farms Rd. over SFWMD C-17 Canal (934116)
Project Number: 1555
BCC District: 01
Delivery Method: Design CCNA
Category: B08-Bridge Replacements
Status: Design
Designer: Scalar
Contractor: TBD - (bid)
Project Manager: Will Carey

SCOPE

This project will replace an existing bridge that was built over 60 years ago. The new bridge will improve traffic safety (lane widths, bike lanes, parapets), improve roadway drainage, and enhance pedestrian sidewalk safety. Note the current bridge is weight restricted.
 FY 2018 IST \$500,000
 FY 2021 IST \$1,500,000
 FY 2022 IST \$6,000,000

PHOTO



SCHEDULE SUMMARY

	Original	Actual
Design Contract Notice to Proceed	11/19/2019	11/19/2019
Design Completion	7/1/2024	
Construction Bid Date	12/1/2024	
Construction Start	4/1/2025	
Construction Complete	4/1/2027	

PARTICIPATION

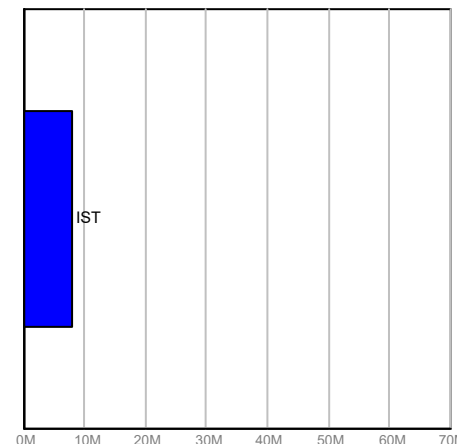
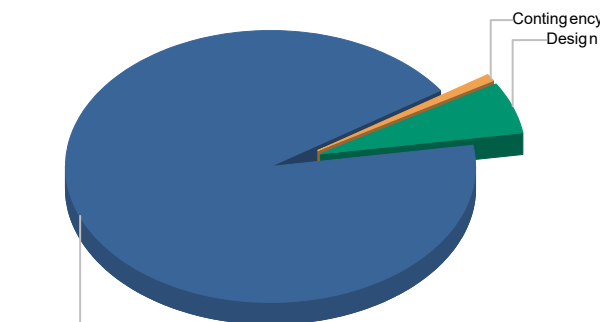
Consultant

SBE 98%
 Local 100%
 WBE 0%
 MBE 0%

Contractor

SBE TBD
 Local TBD
 WBE TBD
 MBE TBD

FUNDING



Current Budget

Fund Source

FINANCIAL SUMMARY

	Project Budget	Committed	% Committed	Paid To Date
	A	B	C=B/A	D
Design	\$500,000	\$496,323	99.26%	\$422,436
Construction	\$7,450,000	\$10,810	0.15%	\$10,794
Contingency	\$50,000	\$8,365	16.73%	\$8,365
TOTAL	\$8,000,000	\$515,498	6.44%	\$441,595

NOTES

Design is ongoing (95% complete). The scheduled dates have been revised to depict design and permitting delays. It is anticipated that a Florida Department of Environmental Protection (FDEP) Resiliency grant of \$4m will be received for the project.



Monthly Infrastructure Sales Tax Project Report

Large Cap Projects

Data Date: 12/19/2024

Report Date: 12/31/2024

DESCRIPTION/TEAM

Project Title: Belvedere Rd over E-3 canal (934205 & 934206)
Project Number: 1556
BCC District: 02
Delivery Method: Design CCNA
Category: B08-Bridge Replacements
Status: Design
Designer: Stantec
Contractor: TBD (bid)
Project Manager: Maroun Azzi

SCOPE

This project will replace the existing bridges that were built over 40 years ago. The new bridge(s) will improve traffic safety (lane widths, bike lanes, parapets), update the guardrail system, improve roadway drainage, restore the slope protection, and enhance pedestrian sidewalk safety.
 FY 2018 IST \$450,000
 FY 2021 IST \$1,350,000
 FY 2022 IST \$300,000

PHOTO



SCHEDULE SUMMARY

	Original	Actual
Design Contract Notice to Proceed	10/22/2019	10/22/2019
Design Completion	12/1/2024	
Construction Bid Date	3/1/2025	
Construction Start	8/1/2025	
Construction Complete	3/1/2027	

PARTICIPATION

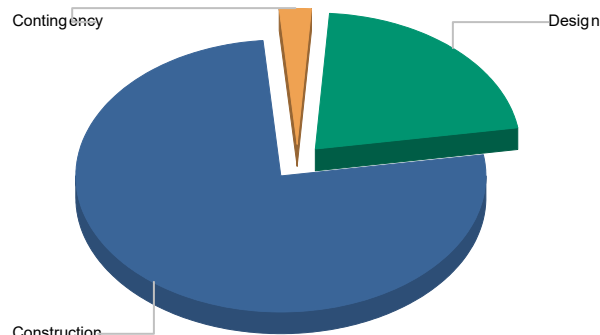
Consultant

SBE 30%
 Local 100%
 WBE 0%
 MBE 0%

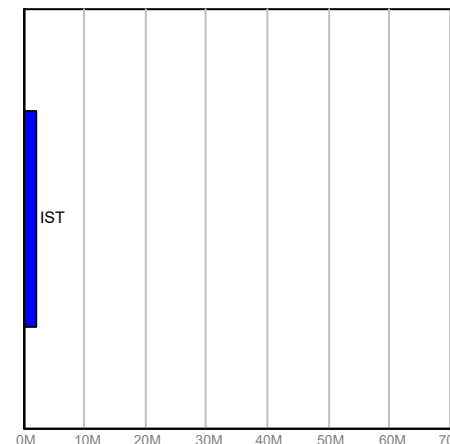
Contractor

SBE TBD
 Local TBD
 WBE TBD
 MBE TBD

FUNDING



Current Budget



Fund Source

FINANCIAL SUMMARY

	Project Budget	Committed	% Committed	Paid To Date
	A	B	C=B/A	D
Design	\$450,000	\$402,311	89.40%	\$282,540
Construction	\$1,600,000	\$212,801	13.30%	\$5,770
Contingency	\$50,000	\$0	0.00%	\$0
TOTAL	\$2,100,000	\$615,113	29.29%	\$288,310

NOTES

Design is ongoing (90% complete). The scheduled dates have been revised to reflect design and permitting delays.



Monthly Infrastructure Sales Tax Project Report

Large Cap Projects

Data Date: 12/19/2024

Report Date: 12/31/2024

DESCRIPTION/TEAM

Project Title: Various other locations Countywide

Project Number: 1558
 BCC District: Multiple
 Delivery Method: Annual Construction Contract
 Category: D02-Drainage (Pipe Replacements)
 Status: Construction
 Designer: N/A
 Contractor: Hinterland
 Project Manager: Darren Prainito

SCOPE

This project will repair and/or replace existing pipe culverts and drainage structures along various roads and canals Countywide. These repairs are needed in order to properly drain and maintain the various roads and canals in a safe operating condition.

PHOTO



SCHEDULE SUMMARY

	Original	Actual
Jupiter Farms (133rd Rd. & 156th St.)	8/1/2018	3/12/2018
1069 Edgehill Road	8/15/2018	6/12/2018
Limestone Creek & Palm Garden St.	8/1/2018	7/17/2018
3261 Atlantic Road	8/15/2018	7/1/2018
Van Buren Road @ E-3 Canal	8/1/2018	6/15/2018
19506 Trails End Terrace	8/1/2018	5/11/2018
Jupiter Farms (4 locates)	10/15/2018	8/21/2018
6361 Wood Lake Rd./19650 Red Maple F	10/1/2018	10/1/2018
19598 Trails End Terrace	9/15/2018	8/20/2018
19582 Trails End Terrace	9/1/2018	9/1/2018
6558 Wood Lake Road	9/15/2018	9/14/2018
6126 Wood Lake Road	10/15/2018	12/12/2018
6528 Wood Lake Road	11/1/2018	12/12/2018

PARTICIPATION

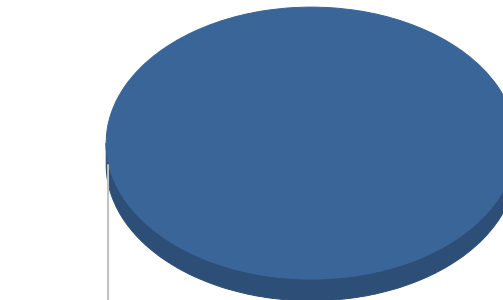
Consultant

SBE N/A
 Local N/A
 WBE N/A
 MBE N/A

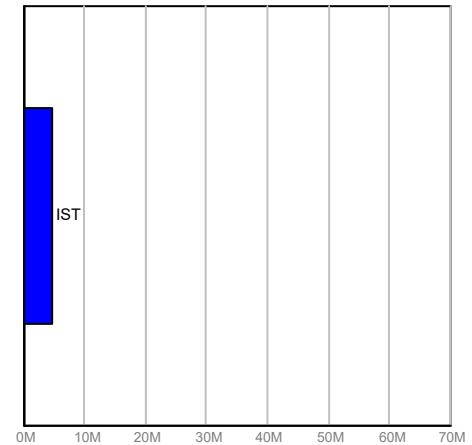
Contractor

SBE 100%
 Local 100%
 WBE 0%
 MBE 0%

FUNDING



Current Budget



Fund Source

FINANCIAL SUMMARY

	Project Budget	Committed	% Committed	Paid To Date
	A	B	C=B/A	D
Construction	\$4,700,000	\$3,780,994	80.45%	\$3,424,528
Contingency	\$0	\$0	0.00%	\$0
TOTAL	\$4,700,000	\$3,780,994	80.45%	\$3,424,528

NOTES

This project is funded in:
 FY 2018 \$500,000, FY 2021 \$500,000, FY 2022 \$200,000
 FY 2023 \$200,000, FY 2024 \$3,200,000, FY 2025 \$100,000

The total project is estimated at \$4,700,000.



Monthly Infrastructure Sales Tax Project Report

Large Cap Projects

Data Date: 12/19/2024

Report Date: 12/31/2024

DESCRIPTION/TEAM

SCOPE

PHOTO

Project Title: Video Detection (80 +/- intersection)

This project will replace the traffic detection at numerous signalized intersections from the existing inductive loop system to video detection. The video detection system is more reliable and easier to maintain.



Project Number: 1580
 BCC District: Multiple
 Delivery Method: Annual Traffic Signals Contract
 Category: S08-Signals and Signal Systems
 Status: Construction
 Designer: N/A
 Contractor: Gerelco
 Project Manager: Fattoush Jafar

SCHEDULE SUMMARY

	Original	Actual
Military Tr. & Garden Lake	8/1/2018	11/21/2018
Gateway & Renaissance Commons	9/1/2018	4/3/2019
Australian & Turnage	10/1/2018	1/7/2019
Woolbright & Hagen Ranch	11/1/2018	4/4/2019
Belvedere & Country Club Road	12/1/2018	4/4/2019
Palm Beach Lakes & Wellesley	1/1/2019	4/4/2019

PARTICIPATION

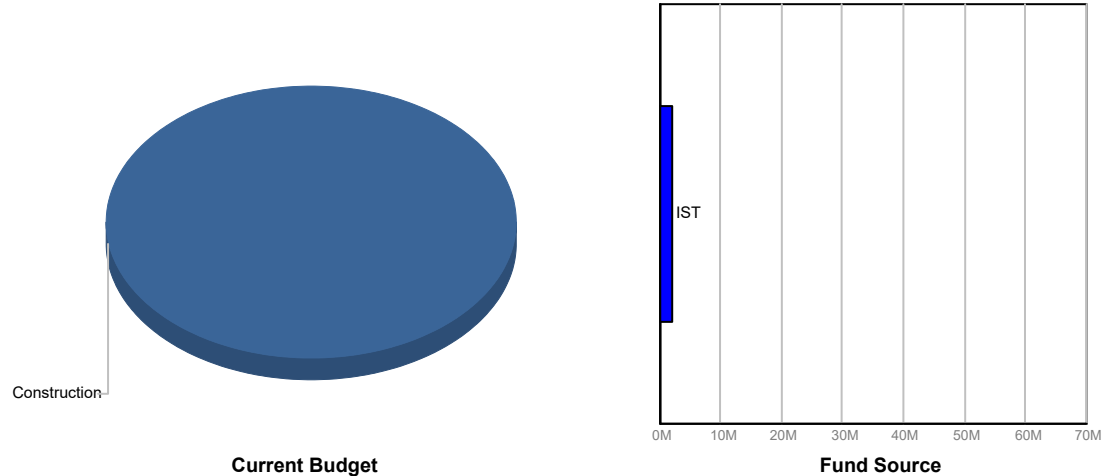
Consultant

SBE N/A
 Local N/A
 WBE N/A
 MBE N/A

Contractor

SBE 0%
 Local 23%
 WBE 0%
 MBE 0%

FUNDING



FINANCIAL SUMMARY

	Project Budget	Committed	% Committed	Paid To Date
	A	B	C=B/A	D
Construction	\$2,200,000	\$201,920	9.18%	\$201,920
Contingency	\$0	\$0	0.00%	\$0
TOTAL	\$2,200,000	\$201,920	9.18%	\$201,920

NOTES

Work has been completed at six intersections. This project is funded in:
 FY 2018 \$200,000
 FY 2023 \$300,000
 FY 2024 \$800,000
 FY 2026 \$900,000
 The total project is estimated at \$2,200,000.



Monthly Infrastructure Sales Tax Project Report

Large Cap Projects

Data Date: 12/19/2024

Report Date: 12/31/2024

DESCRIPTION/TEAM

SCOPE

PHOTO

Project Title: CW Street Lighting FY18 frmly Hypoluxo Rd (Hagen Ranch Rd to I-95)
Project Number: 1581
BCC District: CW
Delivery Method: Florida Power and Light
Category: S14-Street Lighting
Status: Construction
Designer: Florida Power and Light
Contractor: Florida Power and Light
Project Manager: May Cheng

These projects will replace the high pressure sodium street lights with LED lights. Many of the street lights along County roads are owned and maintained by Florida Power and Light (FPL) with the County paying all the operation and maintenance costs (including power). FPL will be responsible for the final design and installation to convert the street lighting to the newer LED technology, and the County will reimburse FPL all applicable conversion costs. The result will provide a cost savings, better quality illumination, and a more desirable environmental light source.



SCHEDULE SUMMARY

PARTICIPATION

FUNDING

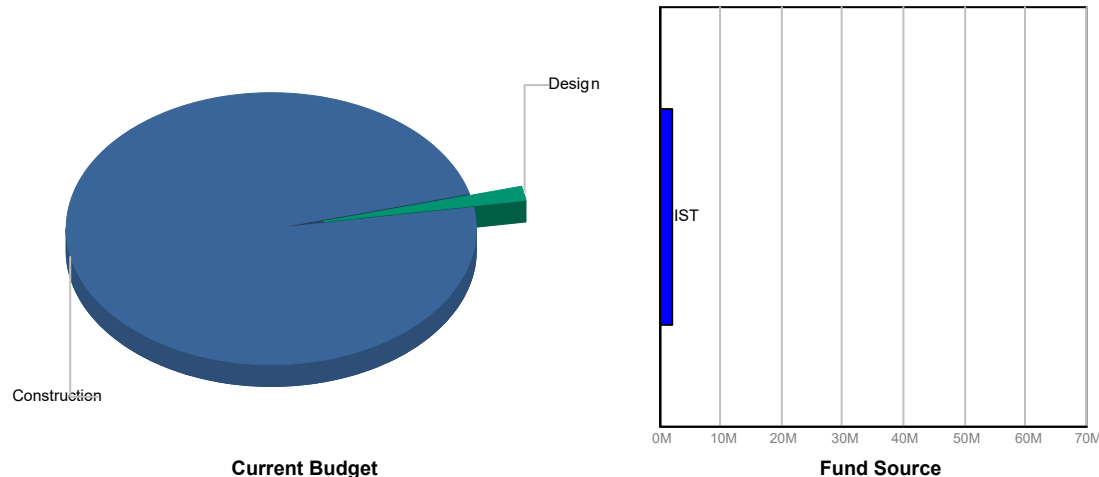
	Original	Actual
Gun Club Road/Bosque to Congress	7/19/2019	7/19/2019
Congress/Okeechobee to Belvedere	8/1/2019	8/1/2019
10th Avenue North/Haverhill to Kirk		
Community/Haverhill to Military	7/31/2019	7/31/2019
Haverhill Road/WPB City to Haverhill City	7/20/2023	7/20/2023
Glades Road/State Road 7 to Boca Rio	12/9/2022	12/9/2022
Boynton Beach Boulevard/Turnpike to Kn	3/31/2023	3/31/2023
Jog Road/Belvedere to State Road 80	5/3/2021	5/3/2021
Forest Hill/Turnpike to Pinehurst & Jog to		
Haverhill/State Road 80 to Lake Worth	7/13/2023	7/13/2023
Congress/Lantana to Hypoluxo & Gun Cl		
Gateway/Military to Windward		
Belvedere Road/RPB City to Haverhill Cit	6/6/2023	6/6/2023

Consultant

SBE N/A
 Local N/A
 WBE N/A
 MBE N/A

Contractor

SBE N/A
 Local N/A
 WBE N/A
 MBE N/A



Current Budget

Fund Source

FINANCIAL SUMMARY

NOTES

	Project Budget	Committed	% Committed	Paid To Date
	A	B	C=B/A	D
Design	\$30,000	\$35,184	117.28%	\$35,184
Construction	\$1,920,000	\$1,756,026	91.46%	\$1,653,751
Contingency	\$0	\$0	0.00%	\$0
TOTAL	\$1,950,000	\$1,791,210	91.86%	\$1,688,936

There are 16 street lighting projects (road segments) funded (\$1,950,000) for conversion in FY 2018. All 16 projects have been forwarded to FPL requesting final design and installation. As of 1/18/24, 11 projects have been completed.




Monthly Infrastructure Sales Tax Project Report

Large Cap Projects

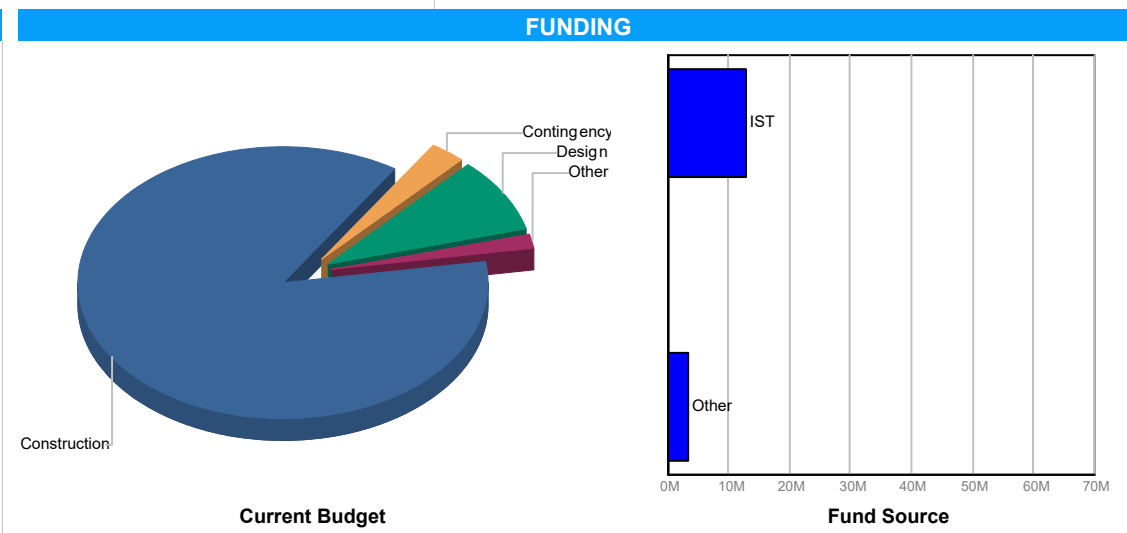
Data Date: 12/19/2024

Report Date: 12/31/2024

DESCRIPTION/TEAM	SCOPE	PHOTO
<p>Project Title: Courthouse Electronics System R&R/Command Center</p> <p>Project Number: 16208</p> <p>BCC District: 07</p> <p>Delivery Method: Construction Management</p> <p>Category: J02-Judicial</p> <p>Status: Close Out</p> <p>Designer: TLC Engineering</p> <p>Contractor: Hedrick Brothers Construction Co., Inc.</p> <p>Project Manager: Rich Avery</p>	<p>Security Systems replacement at the Main County Courthouse including the Security Management System, Access Control System, CCTV system, Duress System, Intercom, Elevator Override, and Fire Alarm. The Project will also include addressing the emergency egress procedures for the facility, as well as build-out for the expansion of the 4th floor Command Center.</p> <p>Total IST, and Ad Valorem funding for this project is \$16,514,475; Total IST funds are \$12,999,700, which are comprised of FY17 IST funds of \$1,300,000 and FY18 IST funds of \$8,699,700 and FY 19 IST funds of \$3,000,000. Ad Valorem funds are \$3,449,845</p>	

SCHEDULE SUMMARY		
	Original	Actual
Project Start	2/19/2016	2/19/2016
Design Start	2/15/2017	2/15/2017
Construction - Start	11/26/2018	1/7/2019
Substantial Completion	2/1/2021	5/21/2021
Project Completion	4/1/2021	

PARTICIPATION	
Consultant	
SBE	13.4%
Local	100%
WBE	N/A
MBE	N/A
Contractor	
SBE	25%
Local	100%
WBE	N/A
MBE	N/A



FINANCIAL SUMMARY				
	Project Budget	Committed	% Committed	Paid To Date
	A	B	C=B/A	D
Design	\$1,456,336	\$1,342,274	92.17%	\$949,155
Construction	\$14,306,620	\$14,281,320	99.82%	\$12,795,748
Furniture, Fixtures & Equipment	(\$142,784)	(\$23,996)	16.81%	\$0
Other	\$285,139	\$116,316	40.79%	\$116,316
Contingency	\$465,300	\$0	0.00%	\$0
TOTAL	\$16,370,611	\$15,715,914	96.00%	\$13,861,219

NOTES

The Deductive CO has been processed, approved and sent to the CM. The CM is now working on submitting a revised final pay application and updated closeout documentation as needed.



Monthly Infrastructure Sales Tax Project Report

Large Cap Projects

Data Date: 12/19/2024

Report Date: 12/31/2024

DESCRIPTION/TEAM

SCOPE

PHOTO

Project Title: FY 2019 Street Lighting LED Replacements - Countywide
Project Number: 1627
BCC District: Multiple
Delivery Method: Florida Power and Light
Category: S14-Street Lighting
Status: Construction
Designer: Florida Power and Light
Contractor: Florida Power and Light
Project Manager: May Cheng

These projects replace the high pressure sodium lights with LED lights. Many of the street lights along County roads are owned and maintained by FPL with the County paying all the operation and maintenance costs. FPL will be responsible for final design and installation and the County will reimburse FPL.
 IST \$820,000 FY19
 IST \$300,000 FY24



SCHEDULE SUMMARY

PARTICIPATION

FUNDING

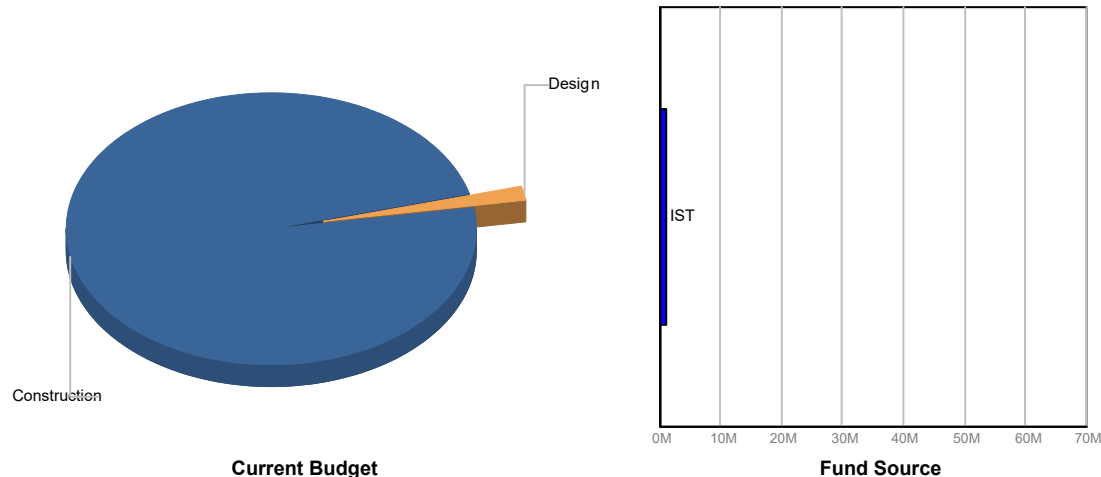
	Original	Actual
Melaleuca Lane/Greenacres limits to Kirk		
Linton/Military to Jog		
Jog Rd/SR80 to Forest Hill	7/19/2023	7/19/2023
Jog Rd/Gateway to Woolbright	4/30/2024	4/30/2024
Jog Rd/Lake Ida to Old Clint Moore		
Lantana Rd/Turnpike to High Ridge		

Consultant

SBE N/A
 Local N/A
 WBE N/A
 MBE N/A

Contractor

SBE N/A
 Local N/A
 WBE N/A
 MBE N/A



FINANCIAL SUMMARY

NOTES

	Project Budget	Committed	% Committed	Paid To Date
	A	B	C=B/A	D
Design	\$20,000	\$107	0.54%	\$107
Construction	\$1,100,000	\$1,043,913	94.90%	\$162,404
TOTAL	\$1,120,000	\$1,044,021	93.22%	\$162,511

There are 6 street lighting projects (road segments) funded (\$820,000) for conversion in FY 2019. All 6 projects have been forwarded to FPL requesting final design and installation. A Budget Transfer (BT 24-0636) was approved on 6/4/24 that increased the funding by \$300,000. As of 9/1/24, 2 projects have been completed. The result of the lighting conversion to LED will provide a cost savings, better quality illumination and a more desirable environmental light source.



Monthly Infrastructure Sales Tax Project Report

Large Cap Projects

Data Date: 12/19/2024

Report Date: 12/31/2024

DESCRIPTION/TEAM

SCOPE

PHOTO

Project Title: Corkscrew Blvd. over SFWMD Miami Canal
Project Number: 1656
BCC District: 06
Delivery Method: Design CCNA
Category: B08-Bridge Replacements
Status: Design
Designer: Alan Gerwig & Associates
Contractor: TBD
Project Manager: Carlos Bojorge

This project will replace an existing bridge that as built over 70 years ago. The project will improve traffic safety (lane widths, sidewalks, etc.) and improve embankment/slope protection. Note the current bridge is weight restricted.



SCHEDULE SUMMARY

	Original	Actual
Project Start	8/15/2023	8/15/2023
Consultant Procurement Finish	4/1/2024	4/1/2024
Design Start	7/2/2024	8/20/2024
Design Complete	8/1/2026	
Permit Application	7/1/2025	
Permit Issued	8/1/2026	
Construction Start	4/1/2027	
Construction Complete	9/1/2028	

PARTICIPATION

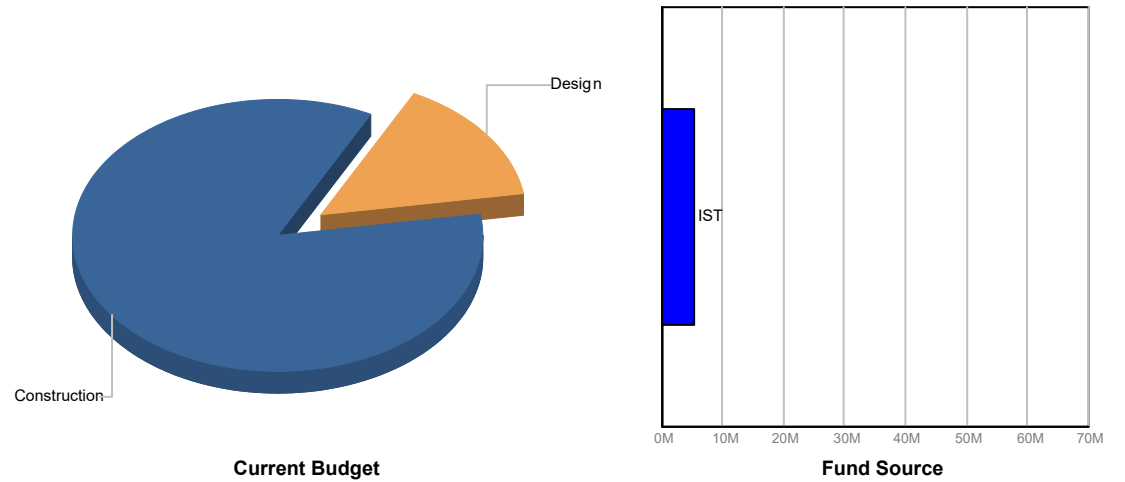
Consultant

- SBE 18.9%
- Local 100%
- WBE 0%
- MBE 14.8%

Contractor

- SBE TBD
- Local TBD
- WBE TBD
- MBE TBD

FUNDING



FINANCIAL SUMMARY

	Project Budget	Committed	% Committed	Paid To Date
	A	B	C=B/A	D
Design	\$800,000	\$1,437	0.18%	\$1,437
Construction	\$4,575,000	\$382,857	8.37%	\$1,342
TOTAL	\$5,375,000	\$384,293	7.15%	\$2,779

NOTES

The project is funded for design (\$800k) in FY22 and for construction (\$4.575m) in FY25. Design is ongoing (5% complete).



Monthly Infrastructure Sales Tax Project Report

Large Cap Projects

Data Date: 12/19/2024

Report Date: 12/31/2024

DESCRIPTION/TEAM

SCOPE

PHOTO

Project Title: Jupiter Beach Rd. over Branch of ICWW

This project will replace an existing bridge that was built over 60 years ago. The project will improve traffic safety (lane widths, bike lanes, sidewalks, etc.) and improve drainage and embankment/slope protection.



Project Number: 1657
 BCC District: 01
 Delivery Method: Design CCNA
 Category: B08-Bridge Replacements
 Status: Design
 Designer: Alan Gerwig & Associates
 Contractor: TBD
 Project Manager: Maroun Azzi

SCHEDULE SUMMARY

	Original	Actual
Project Start	4/1/2022	4/13/2022
Consultant Procurement Finish	2/1/2023	1/10/2023
Design Start	5/1/2023	1/23/2023
Design Complete	12/1/2025	
Construction Start	6/1/2026	
Construction Complete	12/1/2027	

PARTICIPATION

Consultant

SBE 90%

Local 100%

WBE 0%

MBE 0%

Contractor

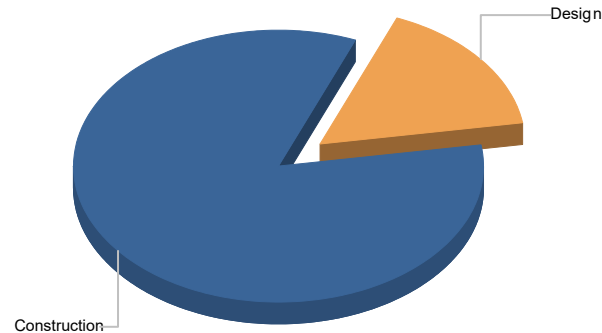
SBE TBD

Local TBD

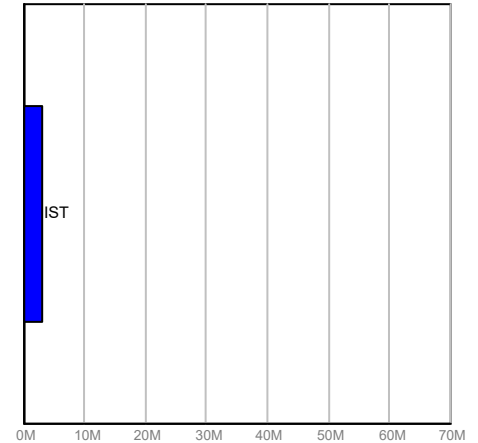
WBE TBD

MBE TBD

FUNDING



Current Budget



Fund Source

FINANCIAL SUMMARY

	Project Budget	Committed	% Committed	Paid To Date
	A	B	C=B/A	D
Design	\$500,000	\$303,797	60.76%	\$103,752
Construction	\$2,529,000	\$5,716	0.23%	\$5,716
TOTAL	\$3,029,000	\$309,513	10.22%	\$109,468

NOTES

The project is funded for design (\$500k) in FY22 and for construction (\$2.5m) in FY25. Design is ongoing (15% complete)



Monthly Infrastructure Sales Tax Project Report

Large Cap Projects

Data Date: 12/19/2024

Report Date: 12/31/2024

DESCRIPTION/TEAM

Project Title: Australian Ave. from Banyan St. to 45th St.
Project Number: 1658
BCC District: 07
Delivery Method: Design CCNA
Category: D04-Drainage Improvements
Status: Design
Designer: HSQ
Contractor: TBD (Bid)
Project Manager: Maroun Azzi

SCOPE

The project will include drainage improvements (pipd drainage system) and a new paving surface for a wider 4-lane divided section with new pathways on both sides along Australian Avenue from Banyan Blvd. to 45th Street. The work scope may also include replacing the twin bridges over Clear Lake (possible culverts) and replacing the twin bridges over the Carver Canal.

PHOTO



SCHEDULE SUMMARY

	Original	Actual
Design Start	3/1/2022	4/12/2022
Design Complete	6/1/2024	9/1/2024
Construction Bid Date	9/1/2024	
Construction Start	12/28/2024	
Construction Complete	12/28/2026	

PARTICIPATION

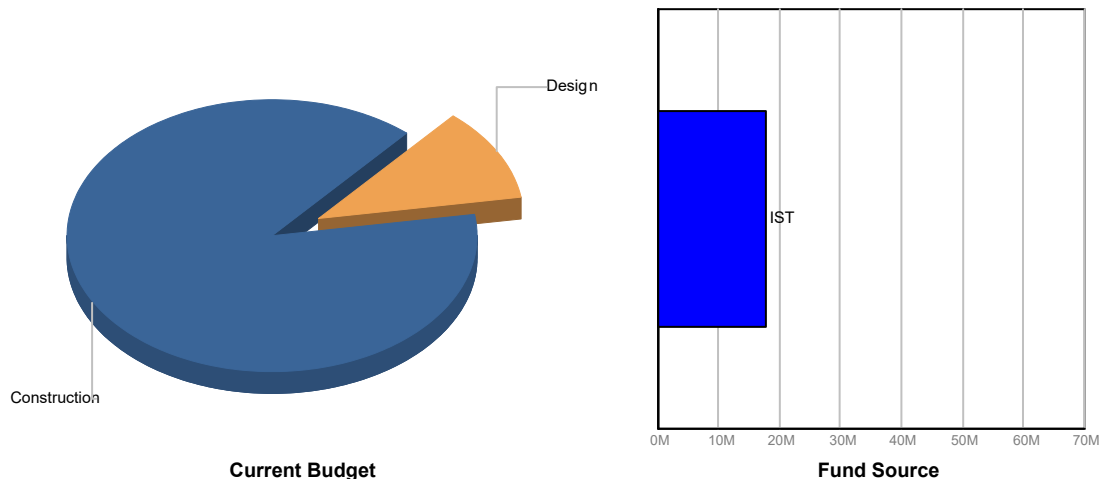
Consultant

- SBE 90.4%
- Local 100%
- WBE 0.4%
- MBE 5.6%

Contractor

- SBE TBD
- Local TBD
- WBE TBD
- MBE TBD

FUNDING



FINANCIAL SUMMARY

	Project Budget	Committed	% Committed	Paid To Date
	A	B	C=B/A	D
Design	\$2,000,000	\$1,792,586	89.63%	\$1,304,246
Construction	\$15,800,000	\$2,966,927	18.78%	\$501,607
TOTAL	\$17,800,000	\$4,759,513	26.74%	\$1,805,853

NOTES

Design is complete. The bid process and preparation is ongoing. The project is funded for design (\$2m) in FY21 and for construction (\$15.8m) in FY24 and FY25. The total cost of the project is estimated at over \$30m. It is anticipated that a Florida Department of Environmental Protection (FDEP) Resiliency grant of \$13.4m will be received for the project.



Monthly Infrastructure Sales Tax Project Report

Large Cap Projects

Data Date: 12/19/2024

Report Date: 12/31/2024

DESCRIPTION/TEAM

SCOPE

PHOTO

Project Title: Belvedere Rd canal piping & sidewalk addition (62nd Dr. N. to Haverhill park)

Project Number: 1661
 BCC District: 02
 Delivery Method: Design CCNA
 Category: P04-Pathways
 Status: Design
 Designer: Keshavarz
 Contractor: TBD (Bid)
 Project Manager: Maroun Azzi

This project will add a new sidewalk (SW) on the south side of Belvedere Road from 62nd Dr. N. to the Haverhill park (just east of the E-3 Canal) - connecting to the existing south SW at the park's frontage. The SW may require the piping of Lake Worth Drainage District's (LWDD) L-3 Canal.

FY 2021 IST \$500,000
 FY 2024 IST \$3,100,000



SCHEDULE SUMMARY

	Original	Actual
Study Complete	4/20/2024	
Design Complete		
Construction Bid Date		
Construction Start		
Construction Complete		

PARTICIPATION

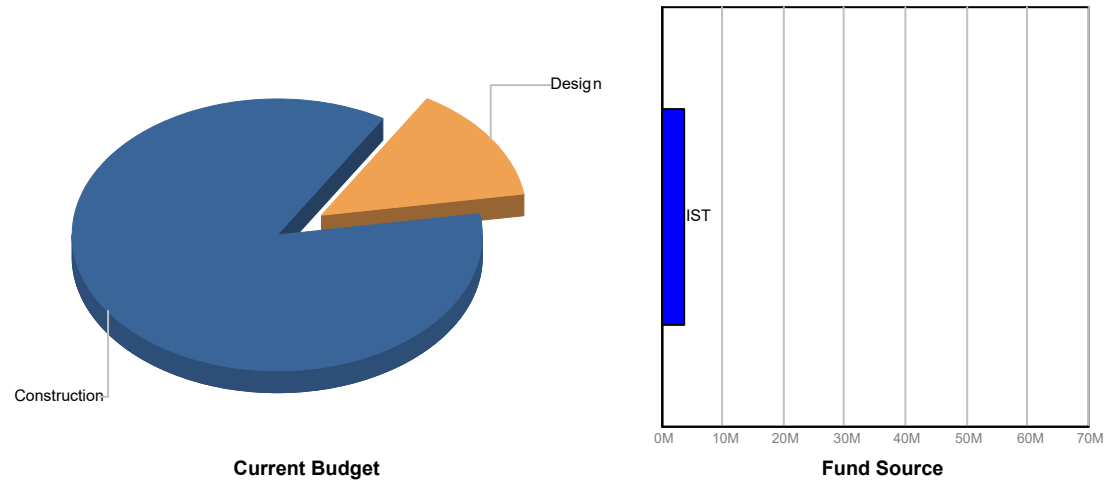
Consultant

SBE 100%
 Local 100%
 WBE 0%
 MBE 0%

Contractor

SBE TBD
 Local TBD
 WBE TBD
 MBE TBD

FUNDING



FINANCIAL SUMMARY

	Project Budget	Committed	% Committed	Paid To Date
	A	B	C=B/A	D
Design	\$500,000	\$95,021	19.00%	\$81,629
Construction	\$3,100,000	\$15,078	0.49%	\$15,078
TOTAL	\$3,600,000	\$110,099	3.06%	\$96,706

NOTES

The project is in the study phase to determine a more precise work scope. The project is funded for design (\$500k) in FY21 and for construction (\$3.1M) in FY24.



Monthly Infrastructure Sales Tax Project Report

Large Cap Projects

Data Date: 12/19/2024

Report Date: 12/31/2024

DESCRIPTION/TEAM

SCOPE

PHOTO

Project Title: Congress Ave. from Palm Beach Lakes to 45th St.
Project Number: 1664
BCC District: 07
Delivery Method: Annual Construction Contract
Category: R04-Resurfacing
Status: Construction
Designer: N/A
Contractor: Ranger
Project Manager: Darren Prainito

Resurfacing 2.6 miles (11.4 lane miles) of Congress Avenue from Palm Beach Lakes Boulevard to 45th Street.

FY2021 IST \$1,000,000
 FY2024 IST \$250,000



SCHEDULE SUMMARY

	Original	Actual
Milling and Pavement Complete	12/1/2023	4/24/2024
ADA (Curb/Cut Ramps) Complete	2/14/2024	10/11/2024
Traffic Striping Complete	1/1/2024	5/24/2024
Traffic Loops Complete	4/1/2024	

PARTICIPATION

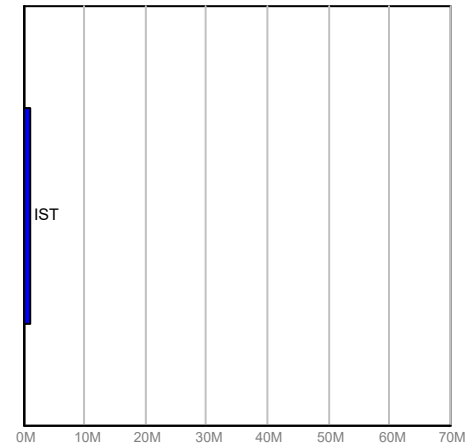
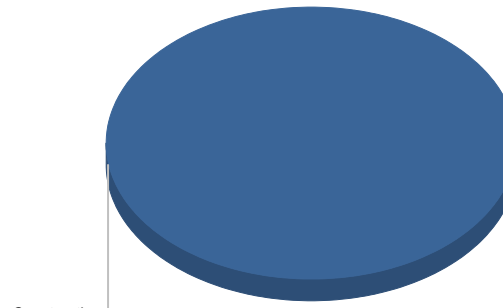
Consultant

SBE N/A
 Local N/A
 WBE N/A
 MBE N/A

Contractor

SBE 15%
 Local 100%
 WBE 0%
 MBE 0%

FUNDING



Current Budget

Fund Source

FINANCIAL SUMMARY

	Project Budget	Committed	% Committed	Paid To Date
	A	B	C=B/A	D
Construction	\$1,250,000	\$887,513	71.00%	\$887,513
TOTAL	\$1,250,000	\$887,513	71.00%	\$887,513

NOTES

Outstanding work includes replacing traffic loops.




Monthly Infrastructure Sales Tax Project Report

Large Cap Projects

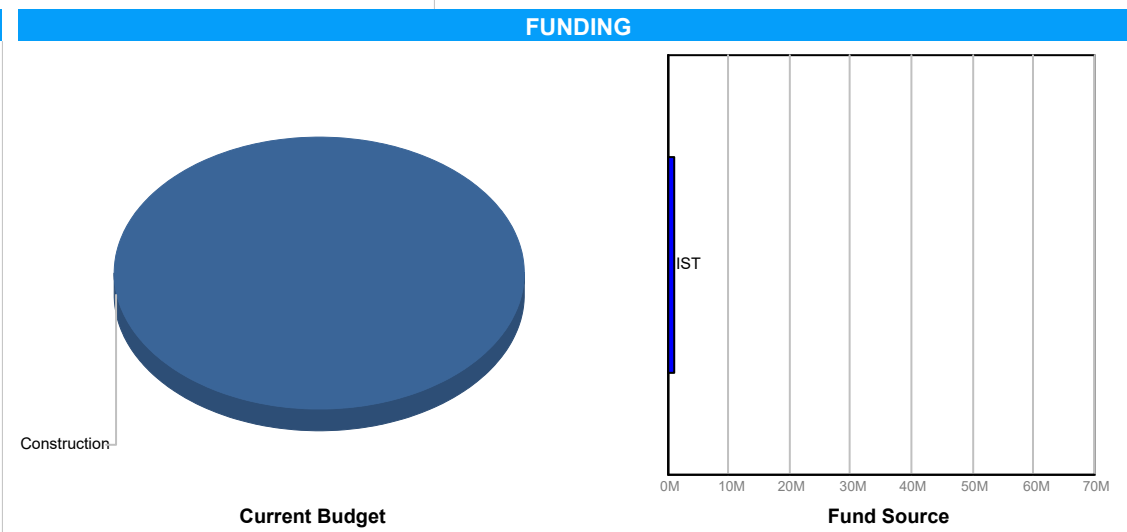
Data Date: 12/19/2024

Report Date: 12/31/2024

DESCRIPTION/TEAM	SCOPE	PHOTO
<p>Project Title: Garden Rd. from Bee Line Hwy. to Investment Ln.</p> <p>Project Number: 1672</p> <p>BCC District: 07</p> <p>Delivery Method: Annual Construction Contract</p> <p>Category: R04-Resurfacing</p> <p>Status: Construction</p> <p>Designer: N/A</p> <p>Contractor: Hinterland</p> <p>Project Manager: Darren Prainito</p>	<p>Resurfacing 1.9 miles (3.8 lane miles) of Garden Road from Bee Line Hwy. to Investment Lane. There are three existing 60" drainage culverts crossing under Garden Road at the EPB-6 Canal that are in disrepair and need to be lined.</p> <p>FY 2021 IST \$300,000</p> <p>FY 2022 IST \$700,000</p>	

SCHEDULE SUMMARY		
	Original	Actual
Drainage Repair Complete	12/1/2024	
Milling and Pavement Complete	4/1/2025	
Traffic Striping Complete	6/1/2025	
Traffic Loops Complete	7/1/2025	
ADA (Curb/Cut Ramps) Complete	7/1/2025	

PARTICIPATION	
Consultant	
SBE	N/A
Local	N/A
WBE	N/A
MBE	N/A
Contractor	
SBE	15%
Local	100%
WBE	0%
MBE	0%



FINANCIAL SUMMARY				
	Project Budget	Committed	% Committed	Paid To Date
	A	B	C=B/A	D
Construction	\$1,000,000	\$740,158	74.02%	\$13,084
TOTAL	\$1,000,000	\$740,158	74.02%	\$13,084

NOTES

Outstanding work includes drainage repairs, milling and paving, updating ADA ramps, restriping the road, and replacing traffic loops.



Monthly Infrastructure Sales Tax Project Report

Large Cap Projects

Data Date: 12/19/2024

Report Date: 12/31/2024

DESCRIPTION/TEAM

SCOPE

PHOTO

Project Title: Countywide Street Lighting FY21 (frmlly Military Trl (L.W. to Clint Moore))

Project Number: 1680

BCC District: CW

Delivery Method: Florida Power and Light

Category: S14-Street Lighting

Status: Construction

Designer: Florida Power & Light

Contractor: Florida Power & Light

Project Manager: May Cheng

These projects will replace the high pressure sodium street lights with LED lights. Many of the street lights along County roads are owned and maintained by Florida Power and Light (FPL) with the County paying all the operation and maintenance costs (including power). FPL will be responsible for the final design and installation to convert the street lighting to the newer LED technology, and the County will reimburse FPL all applicable conversion costs. The result will provide a cost savings, better quality illumination, and a more desirable environmental light source.



SCHEDULE SUMMARY

PARTICIPATION

FUNDING

	Original	Actual
Jog/Okeechobee to Belvedere		
Military/Northlake to Leo Lane		
SW 18th/SR7 to Turnpike		
Lake Worth Rd/SR7 to Jog		
Lyons/Clint Moore to Broward County Lin		
Military/Okeechobee to Lake Worth Rd		
Palmetto Park/University to Military		
Military/Lake Worth to Clint Moore		

Consultant

SBE N/A

Local N/A

WBE N/A

MBE N/A

Contractor

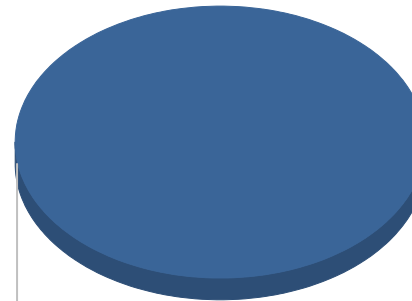
SBE N/A

Local N/A

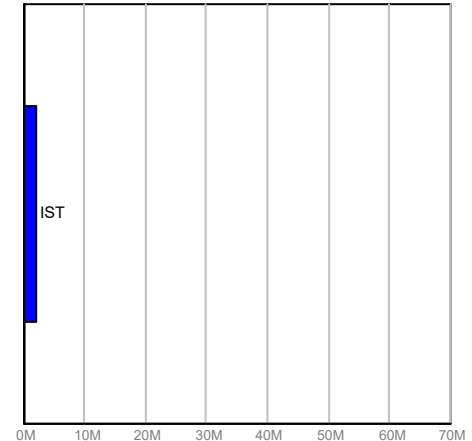
WBE N/A

MBE N/A

Construction



Current Budget



Fund Source

FINANCIAL SUMMARY

NOTES

	Project Budget	Committed	% Committed	Paid To Date
	A	B	C=B/A	D
Construction	\$2,180,000	\$536,837	24.63%	\$238,240
TOTAL	\$2,180,000	\$536,837	24.63%	\$238,240

There are 8 street lighting projects (road segments) funded (\$2,180,000) for conversion in FY 2021. All 8 projects have been forwarded to FPL requesting final design and installation.



Monthly Infrastructure Sales Tax Project Report

Large Cap Projects

Data Date: 12/19/2024

Report Date: 12/31/2024

DESCRIPTION/TEAM

SCOPE

PHOTO

Project Title: Belvedere Rd. Canal Piping

Project Number: 1690
 BCC District: 02
 Delivery Method: Design CCNA
 Category: B02-Belvedere Rd. Canal Piping
 Status: Design
 Designer: Keith
 Contractor: TBD (Bid)
 Project Manager: Maroun Azzi

This project will pipe a portion of a drainage ditch that runs along Belvedere Road and Troy Boulevard - adjacent to Palm Beach International Airport. The embankment area for the ditch is small and difficult to maintain. The undermining of this area continues and compromises the integrity of the sidewalk and road. Piping of the ditch is necessary to properly protect the road and sidewalk.
 FY2022 IST \$300,000
 FY2024 IST \$1,100,000



SCHEDULE SUMMARY

	Original	Actual
Study Complete	9/1/2023	12/1/2023
Design Complete	6/1/2025	
Construction Bid Date		
Construction Start		
Construction Complete		

PARTICIPATION

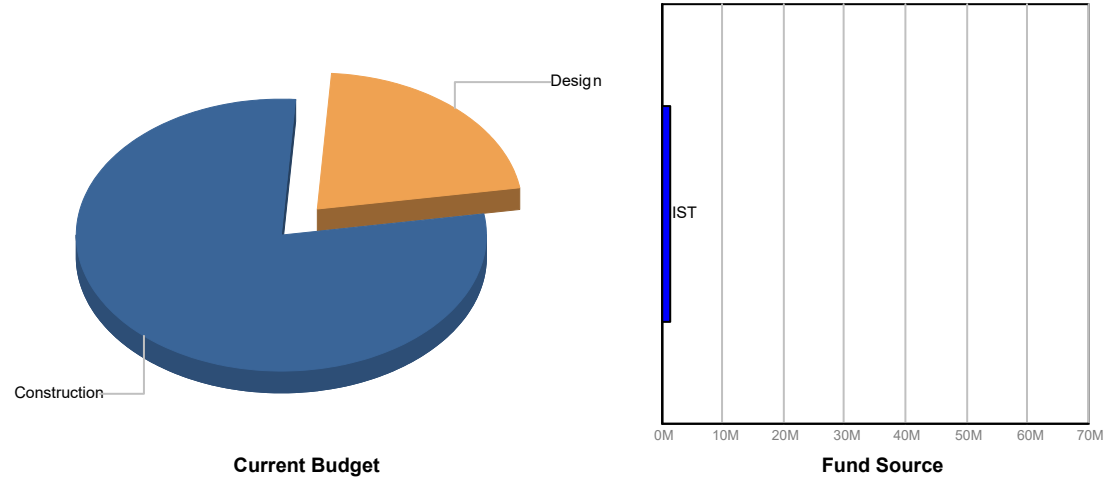
Consultant

SBE 54%
 Local 100%
 WBE 0%
 MBE 0%

Contractor

SBE TBD
 Local TBD
 WBE TBD
 MBE TBD

FUNDING



FINANCIAL SUMMARY

	Project Budget	Committed	% Committed	Paid To Date
	A	B	C=B/A	D
Design	\$300,000	\$75,370	25.12%	\$69,371
Construction	\$1,100,000	\$7,321	0.67%	\$10,821
TOTAL	\$1,400,000	\$82,691	5.91%	\$80,192

NOTES

Design is ongoing (65% complete). The project is funded for design (\$300k) in FY22 and for construction (\$1.1m) in FY24.



Monthly Infrastructure Sales Tax Project Report

Large Cap Projects

Data Date: 12/19/2024

Report Date: 12/31/2024

DESCRIPTION/TEAM

SCOPE

PHOTO

Project Title: Barwick Rd. over LWDD Lat. 30 Canal (934455)
Project Number: 1691
BCC District: 04
Delivery Method: Design CCNA
Category: B04-Bridge Modifications
Status: Design
Designer: Alan Gerwig & Associates
Contractor: TBD
Project Manager: Kristine Frazelle-Smith

This project will replace an existing bridge that was built over 60 years ago. The project will improve traffic safety (lane widths, bike lanes, sidewalks, etc.) and improve drainage and embankment/slope protection.



SCHEDULE SUMMARY

	Original	Actual
Project Start	7/1/2023	7/1/2023
Consultant Procurement Finish	12/5/2023	12/5/2023
Design Start	12/12/2023	12/12/2023
Design Complete	10/1/2025	
Permit Application	4/1/2025	
Permit Issued	11/1/2025	
Construction Start	5/14/2026	
Construction Complete	5/14/2027	

PARTICIPATION

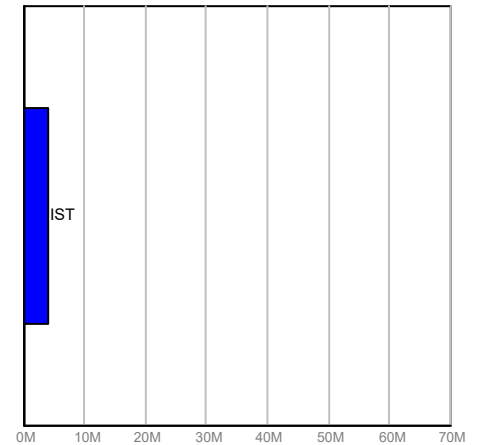
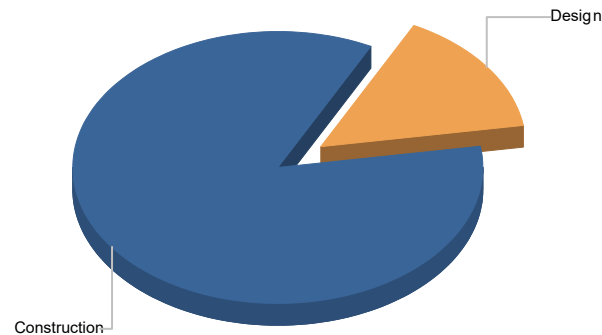
Consultant

SBE 98%
 Local 100%
 WBE 0%
 MBE 15%

Contractor

SBE TBD
 Local TBD
 WBE TBD
 MBE TBD

FUNDING



Current Budget

Fund Source

FINANCIAL SUMMARY

	Project Budget	Committed	% Committed	Paid To Date
	A	B	C=B/A	D
Design	\$600,000	\$268,223	44.70%	\$46,438
Construction	\$3,370,000	\$37,410	1.11%	\$14,823
TOTAL	\$3,970,000	\$305,633	7.70%	\$61,262

NOTES

The project is funded for design (\$600k) in FY22 and for construction (\$3.37m) in FY26. Design is ongoing (15% complete).



Monthly Infrastructure Sales Tax Project Report

Large Cap Projects

Data Date: 12/19/2024

Report Date: 12/31/2024

DESCRIPTION/TEAM

SCOPE

PHOTO

Project Title: Summit Blvd. over C-51 Canal (934201)

Project Number: 1693
 BCC District: 03
 Delivery Method: Design CCNA
 Category: B08-Bridge Replacements
 Status: Design
 Designer: Consor Engineers, LLC
 Contractor: TBD
 Project Manager: Maroun Azzi

This project will replace an existing bridge that was built over 50 years ago. The project will improve traffic safety (lane widths, bike lanes, sidewalks, etc.) and improve drainage and embankment/slope protection. The project will also add a left turn lane servicing the adjacent school on the NE quadrant.



SCHEDULE SUMMARY

	Original	Actual
Project Start	3/1/2022	3/1/2022
Consultant Procurement Finish	12/1/2022	12/1/2022
Design Start	4/1/2023	3/14/2023
Design Complete	6/1/2026	
Permit Application	1/1/2025	
Permit Issued	6/1/2026	
Construction Start	12/1/2026	
Construction Complete	1/1/2029	

PARTICIPATION

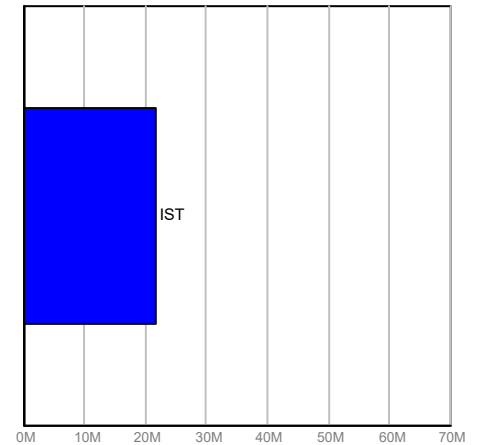
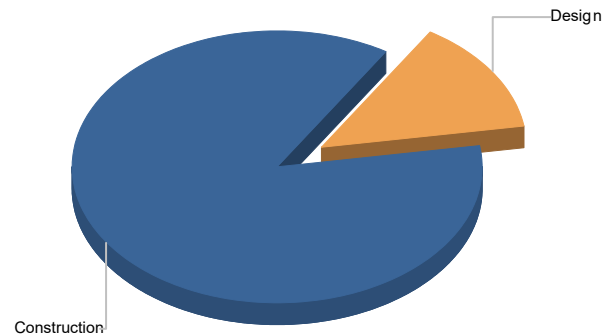
Consultant

SBE 40%
 Local 100%
 WBE 0%
 MBE 0%

Contractor

SBE TBD
 Local TBD
 WBE TBD
 MBE TBD

FUNDING



Current Budget

Fund Source

FINANCIAL SUMMARY

	Project Budget	Committed	% Committed	Paid To Date
	A	B	C=B/A	D
Design	\$3,000,000	\$802,772	26.76%	\$549,581
Construction	\$18,863,000	\$26,671	0.14%	\$28,735
TOTAL	\$21,863,000	\$829,443	3.79%	\$578,316

NOTES

The project is funded for design (\$3m) in FY22 and for construction (\$18.863m) in FY27. Design is ongoing (25% complete).



Monthly Infrastructure Sales Tax Project Report

Large Cap Projects

Data Date: 12/19/2024

Report Date: 12/31/2024

DESCRIPTION/TEAM

SCOPE

PHOTO

Project Title: Seminole Colony east (Okeechobee/Military)
Project Number: 1694
BCC District: 07
Delivery Method: Design CCNA
Category: D04-Drainage Improvements
Status: Design
Designer: Masse Consulting Services
Contractor: TBD
Project Manager: Carlos Bojorge

The project will include drainage improvements along Seminole Colony East (Spafford Avenue, Scott Avenue, Indian Road, and Gardenia Street) just north of Okeechobee Boulevard.



SCHEDULE SUMMARY

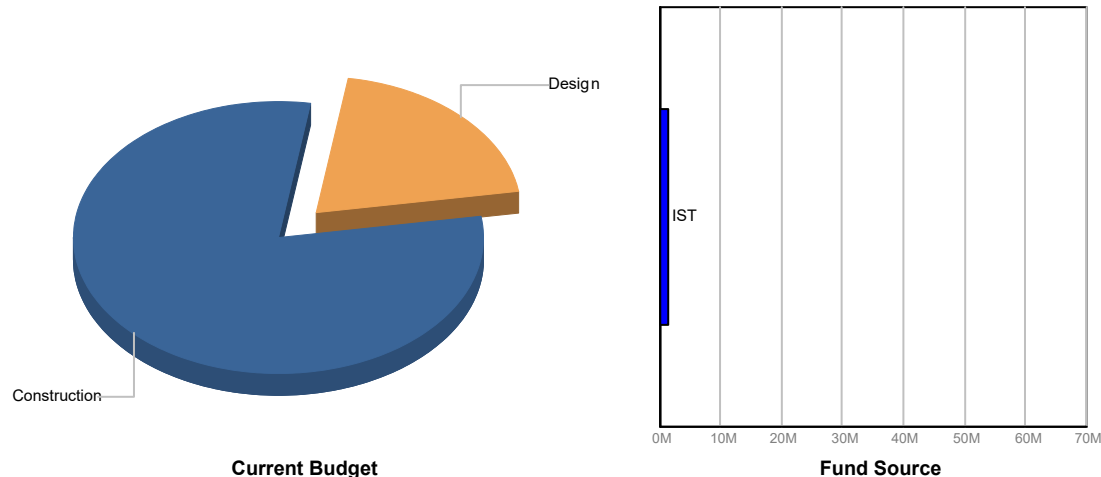
	Original	Actual
Design Start	4/1/2023	4/1/2023
Design Complete	12/1/2024	
Construction Bid Date	3/1/2025	
Construction Start	7/1/2025	
Construction Complete	7/1/2026	

PARTICIPATION

Consultant
 SBE 94.6%
 Local 100%
 WBE 0%
 MBE 74.5%

Contractor
 SBE TBD
 Local TBD
 WBE TBD
 MBE TBD

FUNDING



FINANCIAL SUMMARY

	Project Budget	Committed	% Committed	Paid To Date
	A	B	C=B/A	D
Design	\$300,000	\$296,217	98.74%	\$239,688
Construction	\$1,200,000	\$12,550	1.05%	\$12,550
TOTAL	\$1,500,000	\$308,767	20.58%	\$252,238

NOTES

Design is ongoing (50% complete). The project is funded for design (\$300k) in FY22 and for construction (\$1.2m) in FY24.



Monthly Infrastructure Sales Tax Project Report

Large Cap Projects

Data Date: 12/19/2024

Report Date: 12/31/2024

DESCRIPTION/TEAM

SCOPE

PHOTO

Project Title: Seminole Colony west (Okeechobee/Military)
Project Number: 1695
BCC District: 07
Delivery Method: Design CCNA
Category: D04-Drainage Improvements
Status: Design
Designer: Mock Roos
Contractor: TBD
Project Manager: Carlos Bojorge

The project will include drainage improvements along Seminole Colony West just north of Okeechobee Boulevard and east of Military Trail. The improvement anticipates piping an existing ditch from the south termini (starting around Schall Rd. and Gardenia St. - if both were extended) to the outfall into the PBCID-EPB-E 11-S Canal.



SCHEDULE SUMMARY

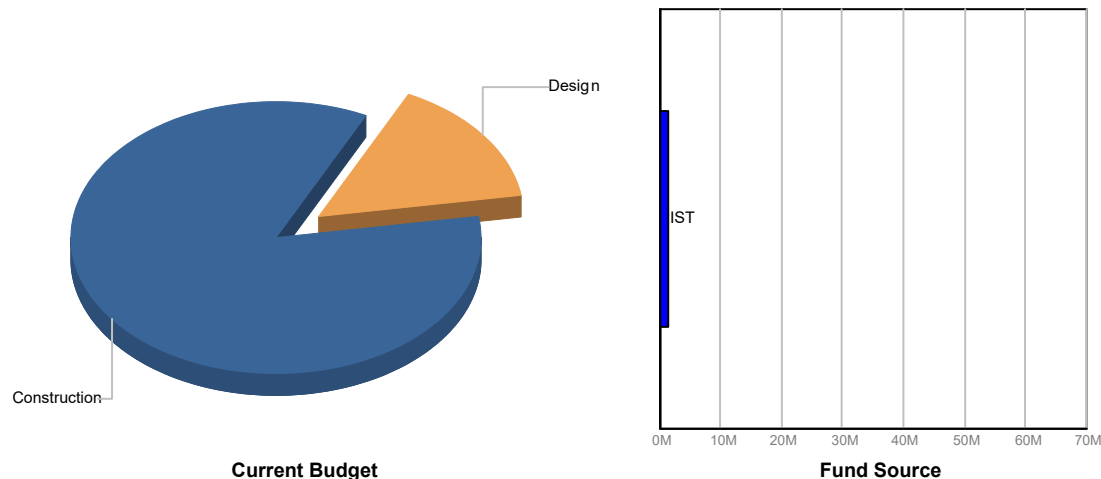
	Original	Actual
Design Start	10/1/2023	9/1/2023
Design Complete	4/1/2025	
Construction Bid Date	8/1/2025	
Construction Start	11/1/2025	
Construction Complete	12/1/2026	

PARTICIPATION

Consultant
 SBE 23.2%
 Local 100%
 WBE 0%
 MBE 0%

Contractor
 SBE TBD
 Local TBD
 WBE TBD
 MBE TBD

FUNDING



FINANCIAL SUMMARY

	Project Budget	Committed	% Committed	Paid To Date
	A	B	C=B/A	D
Design	\$200,000	\$148,985	74.49%	\$111,773
Construction	\$1,100,000	\$5,566	0.51%	\$5,566
TOTAL	\$1,300,000	\$154,552	11.89%	\$117,339

NOTES

Design is ongoing (15% complete). The project is funded for design (\$200k) in FY22 and for construction (\$1.1m) in FY24.



Monthly Infrastructure Sales Tax Project Report

Large Cap Projects

Data Date: 12/19/2024

Report Date: 12/31/2024

DESCRIPTION/TEAM

SCOPE

PHOTO

Project Title: Palmetto Park Rd. from Glades Rd. to Crawford Blvd.
Project Number: 1697
BCC District: Multiple
Delivery Method: Annual Construction Contract
Category: R04-Resurfacing
Status: Construction
Designer: N/A
Contractor: Ranger Construction Industries, Inc.
Project Manager: Thomas Coppini

Resurfacing 10 miles (51.8 lane miles) of Palmetto Park Road from Glades Road to Crawford Boulevard (SW 3rd Ave.)
 FY 2022 IST \$4,800,000.



SCHEDULE SUMMARY

	Original	Actual
Milling and Pavement Complete	9/1/2022	
ADA (Curb/Cut Ramps) Complete	12/1/2022	
Traffic Striping Complete	12/1/2022	
Traffic Loops Complete	3/1/2023	

PARTICIPATION

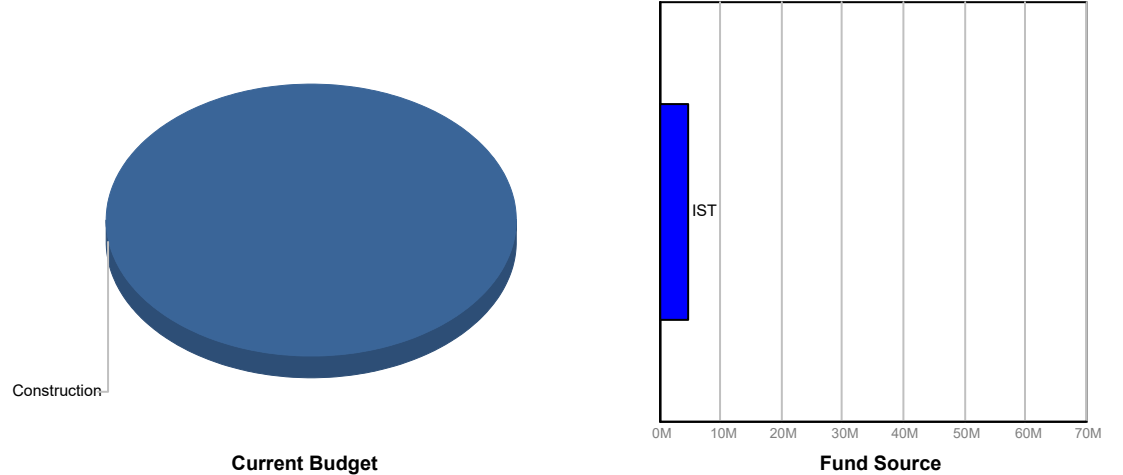
Consultant

SBE N/A
 Local N/A
 WBE N/A
 MBE N/A

Contractor

SBE 15%
 Local 100%
 WBE 0%
 MBE 0%

FUNDING



FINANCIAL SUMMARY

	Project Budget	Committed	% Committed	Paid To Date
	A	B	C=B/A	D
Construction	\$4,800,000	\$4,785,712	99.70%	\$4,139,239
TOTAL	\$4,800,000	\$4,785,712	99.70%	\$4,139,239

NOTES

All of the resurfacing work west of I-95 is complete. There is an ongoing 5 Yr. Road Program project to replace the bridge over the E-4 (El Rio) Canal (with scheduled completion date in 2024). After completion of the bridge replacement, resurfacing work will continue east of I-95 to Crawford.



Monthly Infrastructure Sales Tax Project Report

Large Cap Projects

Data Date: 12/19/2024

Report Date: 12/31/2024

DESCRIPTION/TEAM

SCOPE

PHOTO

Project Title: Lake Lytal Aquatic Center Replace Public Aquatic Facility
Project Number: 17218
BCC District: 03
Delivery Method: Construction Management at Risk
Category: A02-Aquatic Facility Repair and Replacement
Status: Design
Designer: Harvard Jolly, Inc.
Contractor: Kauffman Lynn/ Hedrick Brothers
Project Manager: Rich Carlton

The project entails constructing a new multi-phase Aquatic Complex mainly on undeveloped land along Kirk Rd. within Lake Lytal Park. The existing Pool Facility is to be demolished once the new aquatic center is opened to the public. The major components of the new Aquatic Complex will be a 70 Meter competition pool with dive well, a family water play area, 6-lane warm-up pool, flow riders, slides and building amenities such as restrooms, lockers, concession stand.
 FY 2017 IST - \$4,000,000
 FY 2018 IST - \$2,000,000
 FY 2023 IST - \$6,152,500
 FY 2024 IST - \$18,393,368



SCHEDULE SUMMARY

	Original	Actual
Project Start	4/19/2018	4/19/2018
Design Start (Master Plan)	7/10/2018	7/10/2018
Design Start (Aquatic Center)	11/20/2018	5/1/2023
Construction Start	7/1/2019	3/25/2024
Substantial Completion	7/1/2020	
Project Completion	9/1/2020	

PARTICIPATION

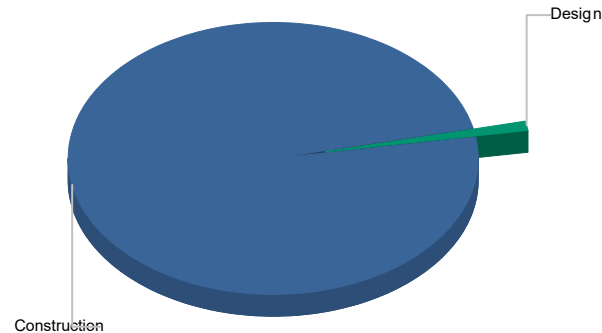
Consultant

SBE 30%
 Local 100%
 WBE N/A
 MBE N/A

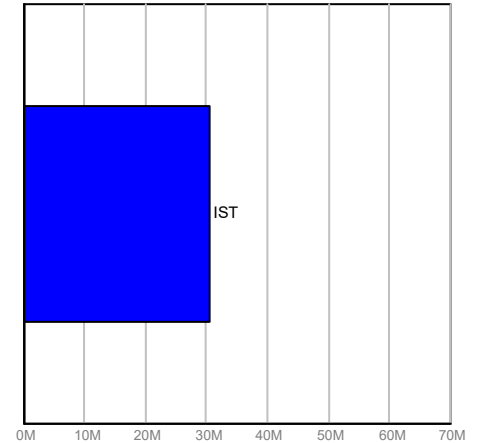
Contractor

SBE 24.66%
 Local N/A
 WBE N/A
 MBE N/A

FUNDING



Current Budget



Fund Source

FINANCIAL SUMMARY

	Project Budget	Committed	% Committed	Paid To Date
	A	B	C=B/A	D
Design	\$346,233	\$545,089	157.43%	\$236,420
Construction	\$30,199,635	\$11,692,931	38.72%	\$7,698,778
Furniture, Fixtures & Equipment	\$0	\$282	0.00%	\$282
Other	\$0	\$37,316	0.00%	\$37,316
Contingency	\$0	\$0	0.00%	\$0
TOTAL	\$30,545,868	\$12,275,618	40.19%	\$7,972,796

NOTES

Phase 2 horizontal construction and utility infrastructure are set to be completed by 3/31/25. AiPP selection process is currently underway. 90% of design drawing comments from PBC units and end user are being received and responded to and/or incorporated. CM is updating Phase 3 project cost estimate and is due end of January 2025 for incorporation into the overall revised project budget.



Monthly Infrastructure Sales Tax Project Report

Large Cap Projects

Data Date: 12/19/2024

Report Date: 12/31/2024

DESCRIPTION/TEAM

SCOPE

PHOTO

Project Title: East Ocean Ave. (C-812) over Hypoluxo Island Lagoon (934347)
Project Number: 1728
BCC District: 04
Delivery Method: Design CCNA
Category: B04-Bridge Modifications
Status: Design
Designer: Scalar
Contractor: TBD
Project Manager: Kristine Frazelle-Smith

This project will replace an existing bridge that was built over 35 years ago. The project will improve traffic safety (lane widths, bike lanes, sidewalks, etc.) and improve drainage and embankment/slope protection.



SCHEDULE SUMMARY

	Original	Actual
Project Start	9/1/2023	9/1/2023
Consultant Procurement Finish	1/23/2024	1/23/2024
Design Start	2/1/2024	2/1/2024
Design Complete	6/1/2026	
Permit Application	4/1/2025	
Permit Issued	6/1/2026	
Construction Start	12/1/2026	
Construction Complete	2/1/2028	

PARTICIPATION

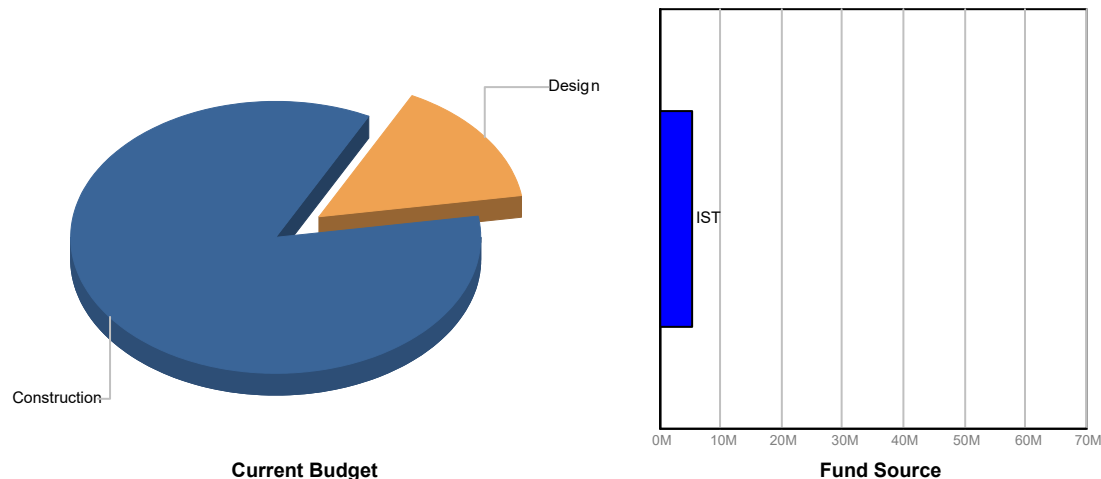
Consultant

- SBE 12.4%
- Local 100%
- WBE 0%
- MBE 0%

Contractor

- SBE TBD
- Local TBD
- WBE TBD
- MBE TBD

FUNDING



FINANCIAL SUMMARY

	Project Budget	Committed	% Committed	Paid To Date
	A	B	C=B/A	D
Design	\$800,000	\$555	0.07%	\$555
Construction	\$4,582,000	\$478,198	10.44%	\$97,146
TOTAL	\$5,382,000	\$478,754	8.90%	\$97,702

NOTES

The project is funded for design (\$800k) in FY23 and for construction (\$4.582m) in FY26. Design is ongoing (5% complete).



Monthly Infrastructure Sales Tax Project Report

Large Cap Projects

Data Date: 12/19/2024

Report Date: 12/31/2024

DESCRIPTION/TEAM

SCOPE

PHOTO

Project Title: Duda Rd. over SFWMD Lat. 14 Canal (Hillsboro Canal) (934519)
Project Number: 1729
BCC District: 06
Delivery Method: Design CCNA
Category: B08-Bridge Replacements
Status: Design
Designer: R.J. Behar
Contractor: TBD
Project Manager: Carlos Bojorge

This project will replace an existing bridge that was built over 70 years ago. The project will improve traffic safety (lane widths, sidewalks, etc.) and improve embankment/slope protection.



SCHEDULE SUMMARY

	Original	Actual
Project Start	11/1/2022	11/1/2022
Consultant Procurement Finish	4/1/2024	4/1/2024
Design Start	6/11/2024	6/11/2024
Design Complete	12/1/2026	
Permit Application	12/1/2025	
Permit Issued	12/1/2026	
Construction Start	6/1/2027	
Construction Complete	4/1/2029	

PARTICIPATION

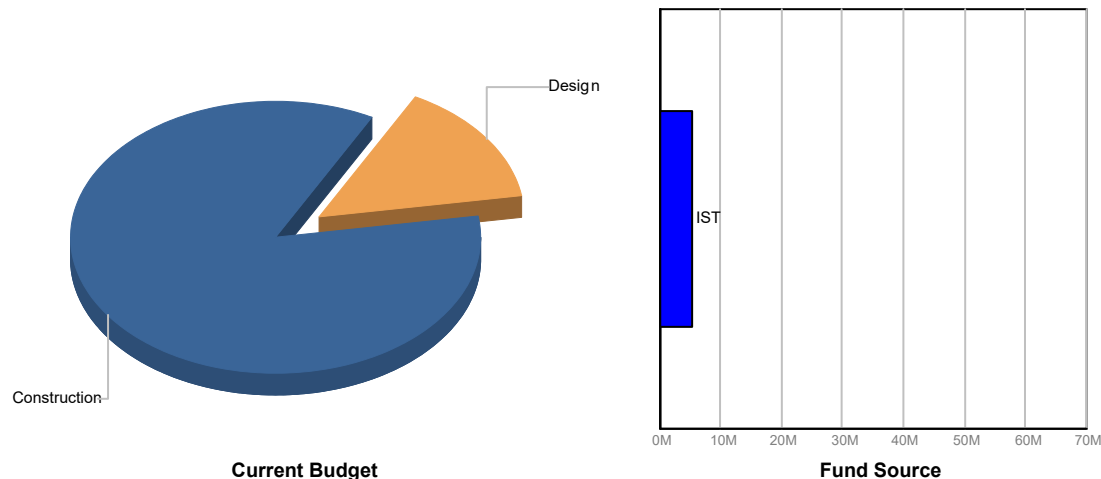
Consultant

SBE 23%
 Local 100%
 WBE 23%
 MBE 0%

Contractor

SBE TBD
 Local TBD
 WBE TBD
 MBE TBD

FUNDING



FINANCIAL SUMMARY

	Project Budget	Committed	% Committed	Paid To Date
	A	B	C=B/A	D
Design	\$800,000	\$0	0.00%	\$0
Construction	\$4,667,000	\$485,831	10.41%	\$65,662
TOTAL	\$5,467,000	\$485,831	8.89%	\$65,662

NOTES

The project is funded for design (\$800k) in FY23 and for construction (\$4.667m) in FY27. Design is ongoing (10% complete).




Monthly Infrastructure Sales Tax Project Report

Large Cap Projects

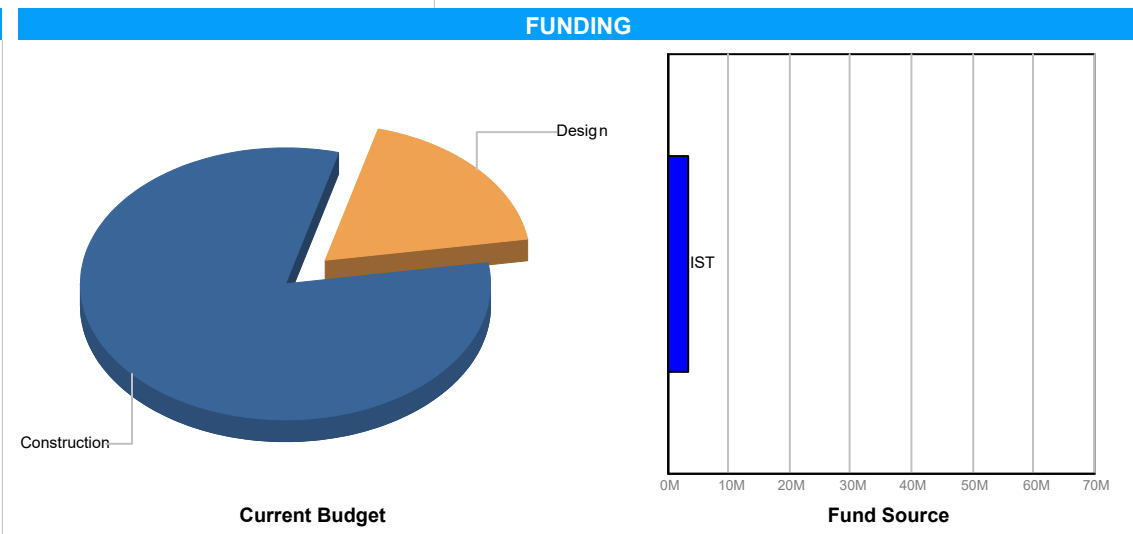
Data Date: 12/19/2024

Report Date: 12/31/2024

DESCRIPTION/TEAM	SCOPE	PHOTO
<p>Project Title: Lantana Rd. from Hagen Ranch Rd. to I-95</p> <p>Project Number: 1731</p> <p>BCC District: Multiple</p> <p>Delivery Method: Annual Construction Contract</p> <p>Category: R04-Resurfacing</p> <p>Status: Design</p> <p>Designer: Mock, Roos & Associates</p> <p>Contractor: TBD</p> <p>Project Manager: Chase Miller</p>	<p>Resurfacing 5.5 miles (33 lane miles) of Lantana Road from Hagen Ranch Road to I-95. The road exhibits deteriorating surface conditions caused by issues with the underground closed drainage system.</p> <p>FY2022 IST \$3,280,000</p>	

SCHEDULE SUMMARY		
	Original	Actual
Drainage Repairs Complete	12/1/2025	
Milling and Pavement Complete	6/1/2026	
ADA (Curb/Cut Ramps) Complete	9/1/2026	
Traffic Striping Complete	8/1/2026	
Traffic Loops Complete	12/1/2026	

PARTICIPATION	
Consultant	
SBE	0%
Local	100%
WBE	0%
MBE	0%
Contractor	
SBE	15%
Local	100%
WBE	TBD
MBE	TBD



FINANCIAL SUMMARY				
	Project Budget	Committed	% Committed	Paid To Date
	A	B	C=B/A	D
Design	\$600,000	\$0	0.00%	\$0
Construction	\$2,680,000	\$6,070	0.23%	\$6,070
TOTAL	\$3,280,000	\$6,070	0.19%	\$6,070

NOTES

Drainage infrastructure study underway to determine scope of drainage repairs. Outstanding work includes drainage repairs, milling and paving, updating ADA ramps, restriping the road, and replacing traffic loops.



Monthly Infrastructure Sales Tax Project Report

Large Cap Projects

Data Date: 12/19/2024

Report Date: 12/31/2024

DESCRIPTION/TEAM

SCOPE

PHOTO

Project Title: Countywide Street Lighting FY23 (frmly Lyons Rd (Lantana to Boynton Bch Blvd))

Project Number: 1760

BCC District: CW

Delivery Method: Florida Power and Light

Category: S14-Street Lighting

Status: Construction

Designer: Florida Power & Light

Contractor: Florida Power & Light

Project Manager: May Cheng

These projects will replace the high pressure sodium street lights with LED lights. Many of the street lights along County roads are owned and maintained by Florida Power and Light (FPL) with the County paying all the operation and maintenance costs (including power). FPL will be responsible for the final design and installation to convert the street lighting to the newer LED technology, and the County will reimburse FPL all applicable conversion costs. The result will provide a cost savings, better quality illumination, and a more desirable environmental light source.



SCHEDULE SUMMARY

PARTICIPATION

FUNDING

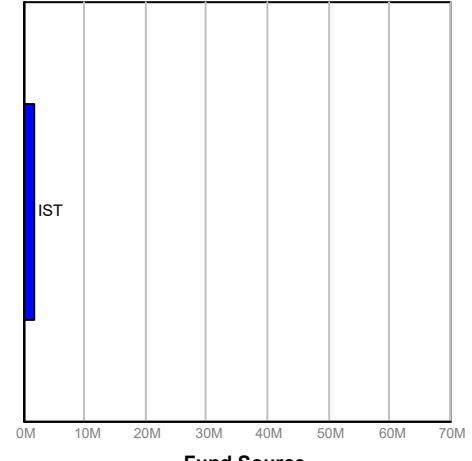
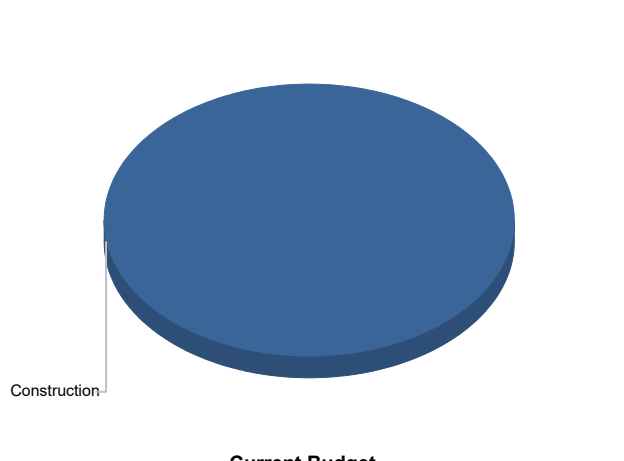
	Original	Actual
Gateway/Lawrence to Savannah Lakes		
Gun Club/Kirk to Congress		
Military/Camino Real to SW 18th		
Lawrence/Gateway to Boynton Beach		
Lake Worth/Wellington City Limits to SR 7		
Lawrence/Hypoluxo to Miner		
Jog/Hypoluxo to Joe de Long		
Hagen Ranch/Boynton Beach to W. Atlan		
Clint Moore/SR 7 to Turpike		
Hypoluxo/SR 7 to Hagen Ranch		
Okeechobee/SR 7 to Turpike		
Jog/Woolbright to Lake Ida		
Military/Waditika Wy to Okeechobee		

Consultant

SBE	N/A
Local	N/A
WBE	N/A
MBE	N/A

Contractor

SBE	N/A
Local	N/A
WBE	N/A
MBE	N/A



FINANCIAL SUMMARY

NOTES

	Project Budget	Committed	% Committed	Paid To Date
	A	B	C=B/A	D
Construction	\$1,830,000	\$0	0.00%	\$0
TOTAL	\$1,830,000	\$0	0.00%	\$0

There are 15 street lighting projects (road segments) funded (\$1,830,000) for conversion in FY 2023.



Monthly Infrastructure Sales Tax Project Report

Large Cap Projects

Data Date: 12/19/2024

Report Date: 12/31/2024

DESCRIPTION/TEAM

SCOPE

PHOTO

Project Title: Congress Ave. from Clint Moore Rd. to Lake Ida Rd.
Project Number: 1779
BCC District: Multiple
Delivery Method:
 Category: R04-Resurfacing
 Status: Construction
 Designer: N/A
 Contractor: Ranger
 Project Manager: Chase Miller

Resurfacing 4.7 miles (28.2 lane miles) of Congress Avenue from Clint Moore Road to Lake Ida Road.

 IST FY2024 \$3,300,000.00



SCHEDULE SUMMARY

	Original	Actual
Milling and Pavement Complete	12/1/2024	
ADA (Curb/Cut Ramps) Complete	3/1/2025	
Traffic Striping Complete	2/1/2025	
Traffic Loops Complete	6/1/2025	

PARTICIPATION

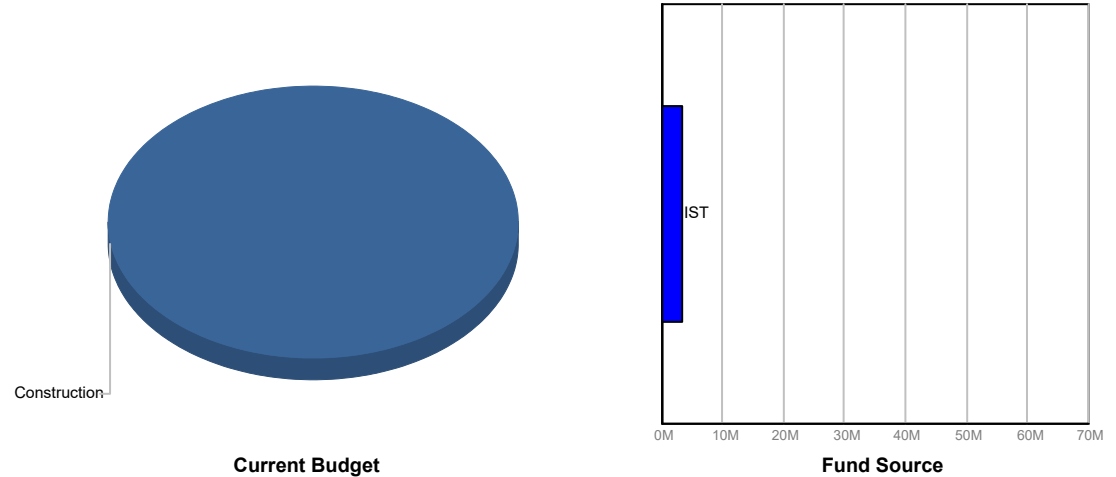
Consultant

SBE N/A
 Local N/A
 WBE N/A
 MBE N/A

Contractor

SBE 15%
 Local 100%
 WBE 0%
 MBE 0%

FUNDING



FINANCIAL SUMMARY

	Project Budget	Committed	% Committed	Paid To Date
	A	B	C=B/A	D
Construction	\$3,300,000	\$9,234	0.28%	\$9,234
TOTAL	\$3,300,000	\$9,234	0.28%	\$9,234

NOTES

Outstanding work includes milling and paving, updating ADA ramps, restriping the road, and replacing traffic loops.




Monthly Infrastructure Sales Tax Project Report

Large Cap Projects

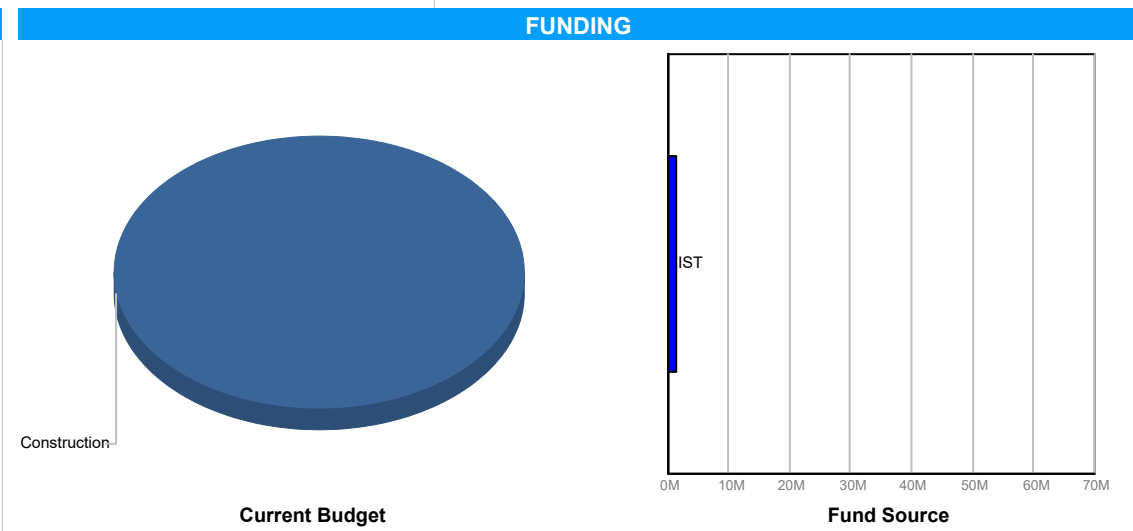
Data Date: 12/19/2024

Report Date: 12/31/2024

DESCRIPTION/TEAM	SCOPE	PHOTO
<p>Project Title: S.W. 18th St. from Boca Rio Rd. to Military Trail</p> <p>Project Number: 1782</p> <p>BCC District: 04</p> <p>Delivery Method: Annual Construction Contract</p> <p>Category: R04-Resurfacing</p> <p>Status: Construction</p> <p>Designer: N/A</p> <p>Contractor: Ranger</p> <p>Project Manager: Chase Miller</p>	<p>Resurfacing 2.5 miles (10.8 lane miles) of SW 18th Street from Boca Rio Road to Military Trail.</p> <p>IST FY2024 \$1,300,000.00</p>	

SCHEDULE SUMMARY		
	Original	Actual
Milling and Pavement Complete	10/1/2025	
ADA (Curb/Cut Ramps) Complete	2/1/2026	
Traffic Striping Complete	12/1/2025	
Traffic Loops Complete	4/1/2026	

PARTICIPATION	
Consultant	
SBE	N/A
Local	N/A
WBE	N/A
MBE	N/A
Contractor	
SBE	15%
Local	100%
WBE	0%
MBE	0%



FINANCIAL SUMMARY				
	Project Budget	Committed	% Committed	Paid To Date
	A	B	C=B/A	D
Construction	\$1,300,000	\$155,392	11.95%	\$52,392
TOTAL	\$1,300,000	\$155,392	11.95%	\$52,392

NOTES

Outstanding work includes milling and paving, updating ADA ramps, restriping the road, and replacing traffic loops.



Monthly Infrastructure Sales Tax Project Report

Large Cap Projects

Data Date: 12/19/2024

Report Date: 12/31/2024

DESCRIPTION/TEAM

SCOPE

PHOTO

Project Title: Lake Ida Rd. from Hagen Ranch Rd. to Congress Ave.
Project Number: 1813
BCC District: Multiple
Delivery Method: Annual Construction Contract
Category: R04-Resurfacing
Status: Construction
Designer: N/A
Contractor: M&M Asphalt Maintenance
Project Manager: Chase Miller

Resurfacing 4.5 miles (14.4 lane miles) of Lake Ida Road from Hagan Ranch Road to Congress Avenue.



SCHEDULE SUMMARY

	Original	Actual
Milling and Pavement Complete	8/1/2025	
ADA (Curb/Cut Ramps) Complete	10/1/2025	
Traffic Striping Complete	10/1/2025	
Traffic Loops Complete	1/1/2026	

PARTICIPATION

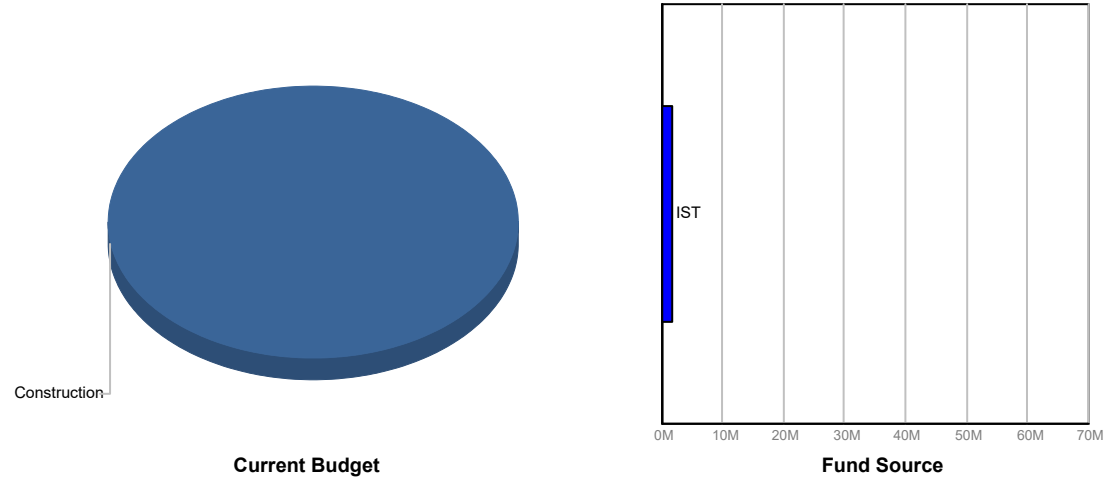
Consultant

SBE N/A
 Local N/A
 WBE N/A
 MBE N/A

Contractor

SBE 10%
 Local 100%
 WBE 0%
 MBE 0%

FUNDING



FINANCIAL SUMMARY

	Project Budget	Committed	% Committed	Paid To Date
	A	B	C=B/A	D
Construction	\$1,850,000	\$255,800	13.83%	\$0
TOTAL	\$1,850,000	\$255,800	13.83%	\$0

NOTES

Outstanding work includes milling and paving, updating ADA ramps, restriping the road, and replacing traffic loops.



Monthly Infrastructure Sales Tax Project Report

Large Cap Projects

Data Date: 12/19/2024

Report Date: 12/31/2024

DESCRIPTION/TEAM

SCOPE

PHOTO

Project Title: Old Dixie Hwy. from South County Line to Spanish River Blvd.
Project Number: 1814
BCC District: 04
Delivery Method: Annual Construction Contract
Category: R04-Resurfacing
Status: Construction
Designer: N/A
Contractor: M&M Asphalt Maintenance
Project Manager: Chase Miller

Resurfacing 4.6 miles (18.4 lane miles) of Old Dixie Hwy. from S. County line to Spanish River.



SCHEDULE SUMMARY

	Original	Actual
Milling and Pavement Complete	12/1/2025	
ADA (Curb/Cut Ramps) Complete	10/1/2025	
Traffic Striping Complete	2/1/2026	
Traffic Loops Complete	6/1/2026	

PARTICIPATION

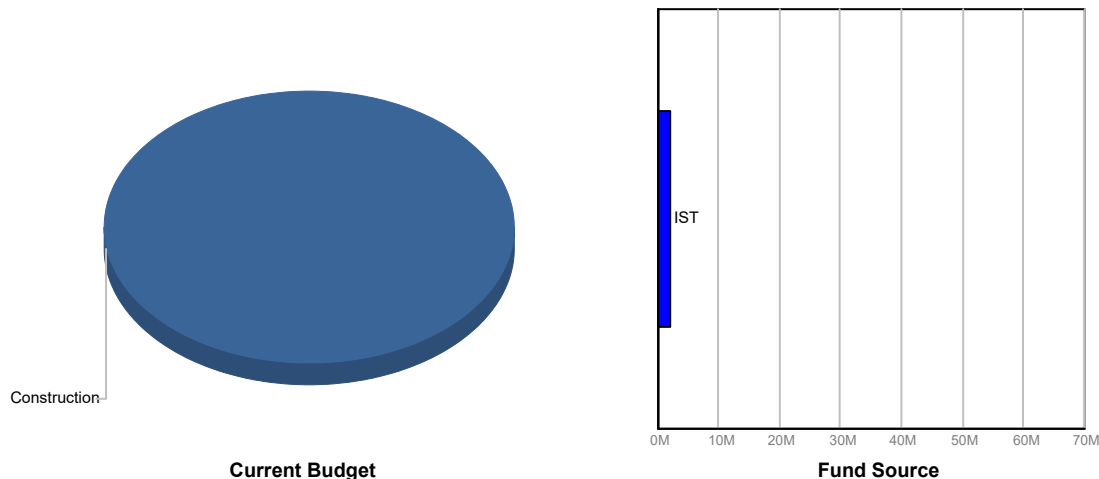
Consultant

SBE N/A
 Local N/A
 WBE N/A
 MBE N/A

Contractor

SBE 10%
 Local 100%
 WBE 0%
 MBE 0%

FUNDING



FINANCIAL SUMMARY

	Project Budget	Committed	% Committed	Paid To Date
	A	B	C=B/A	D
Construction	\$2,170,000	\$47,600	2.19%	\$0
TOTAL	\$2,170,000	\$47,600	2.19%	\$0

NOTES

Outstanding work includes milling and paving, updating ADA ramps, restriping the road, and replacing traffic loops.



Monthly Infrastructure Sales Tax Project Report

Large Cap Projects

Data Date: 12/19/2024

Report Date: 12/31/2024

DESCRIPTION/TEAM

SCOPE

PHOTO

Project Title: El Clair Ranch Rd. from Atlantic Ave. to Boynton Beach Blvd.
Project Number: 1816
BCC District: 05
Delivery Method: Annual Construction Contract
Category: R04-Resurfacing
Status: Construction
Designer: N/A
Contractor: M&M Asphalt Maintenance
Project Manager: Chase Miller

Resurfacing 5.2 miles (10.4 lane miles) of El Clair Ranch Road from Atlantic Avenue to Boynton Beach Boulevard.



SCHEDULE SUMMARY

	Original	Actual
Milling and Pavement Complete	12/1/2025	
ADA (Curb/Cut Ramps) Complete	10/1/2025	
Traffic Striping Complete	2/1/2026	
Traffic Loops Complete	5/1/2026	

PARTICIPATION

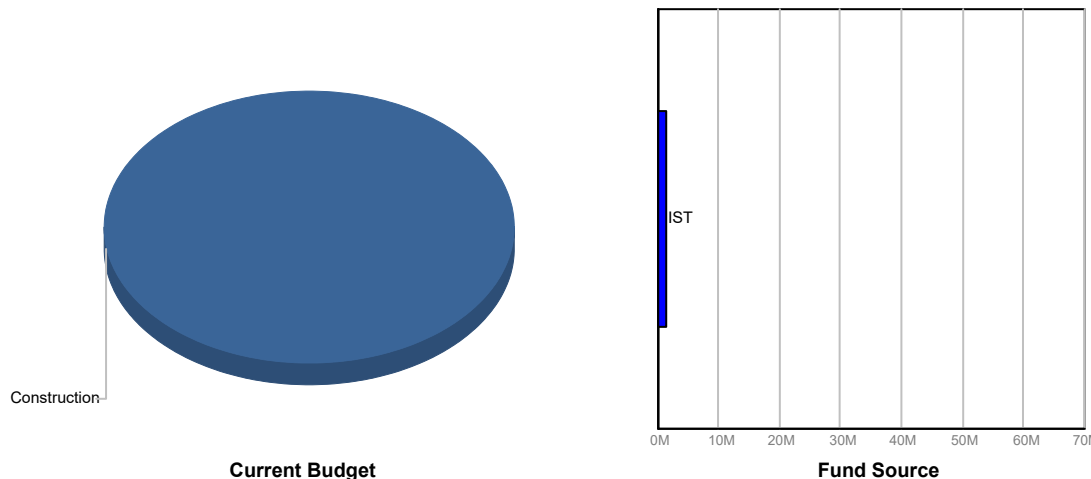
Consultant

SBE N/A
 Local N/A
 WBE N/A
 MBE N/A

Contractor

SBE 10%
 Local 100%
 WBE 0%
 MBE 0%

FUNDING



FINANCIAL SUMMARY

	Project Budget	Committed	% Committed	Paid To Date
	A	B	C=B/A	D
Construction	\$1,360,000	\$99,700	7.33%	\$0
TOTAL	\$1,360,000	\$99,700	7.33%	\$0

NOTES

Outstanding work includes milling and paving, updating ADA ramps, restriping the road, and replacing traffic loops.



Monthly Infrastructure Sales Tax Project Report

Large Cap Projects

Data Date: 12/19/2024

Report Date: 12/31/2024

DESCRIPTION/TEAM

SCOPE

PHOTO

Project Title: Judge Winnikoff Rd. from State Rd. 7 to Glades Rd.
Project Number: 1820
BCC District: 05
Delivery Method: Annual Construction Contract
Category: R04-Resurfacing
Status: Construction
Designer: N/A
Contractor: M&M Asphalt Maintenance
Project Manager: Chase Miller

Resurfacing 3.9 miles (10.0 lane miles) of Judge Winnikoff Road from Glades Road to SR 7.



SCHEDULE SUMMARY

	Original	Actual
Milling and Pavement Complete	9/1/2025	
ADA (Curb/Cut Ramps) Complete	12/1/2025	
Traffic Striping Complete	11/1/2025	
Traffic Loops Complete	2/1/2026	

PARTICIPATION

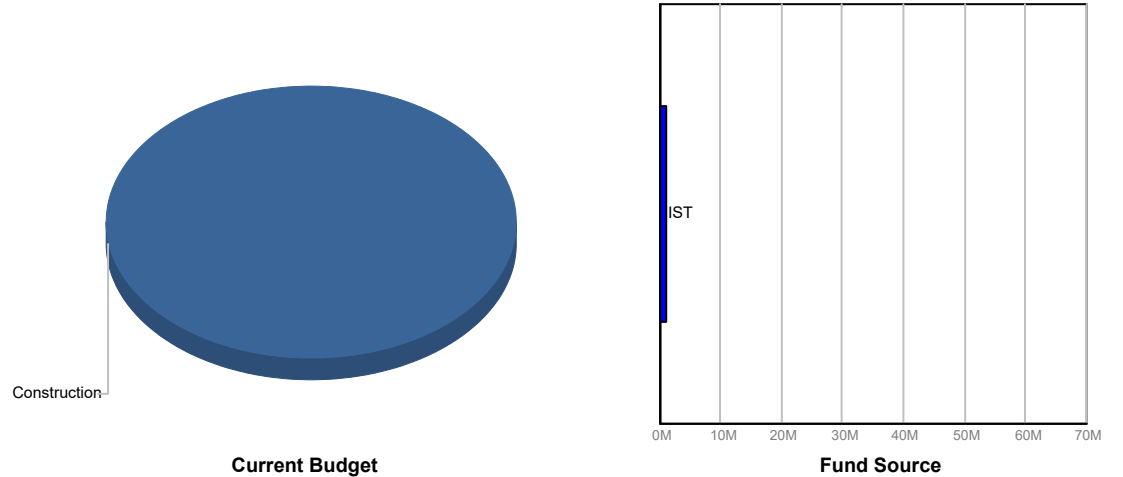
Consultant

SBE N/A
 Local N/A
 WBE N/A
 MBE N/A

Contractor

SBE 10%
 Local 100%
 WBE 0%
 MBE 0%

FUNDING



FINANCIAL SUMMARY

	Project Budget	Committed	% Committed	Paid To Date
	A	B	C=B/A	D
Construction	\$1,030,000	\$59,511	5.78%	\$0
TOTAL	\$1,030,000	\$59,511	5.78%	\$0

NOTES

Outstanding work includes milling and paving, updating ADA ramps, restriping the road, and replacing traffic loops.



Monthly Infrastructure Sales Tax Project Report

Large Cap Projects

Data Date: 12/19/2024

Report Date: 12/31/2024

DESCRIPTION/TEAM

SCOPE

PHOTO

Project Title: Courthouse Buildout and Renovations

Project Number: B592
 BCC District: CW
 Delivery Method: CMAR
 Category: J02-Judicial
 Status: Design
 Designer: Leo A. Daly
 Contractor: The Weitz Company LLC
 Project Manager: Rich Avery

Improvement of approximately 100,000 square feet of unfinished interior space upon floors one, seven and eight of the Judge Daniel T.K. Hurley Courthouse in downtown West Palm Beach, as well as other incidental interior improvements. All improvements will implement the Palm Beach County Judicial Facilities Master Plan Update.
 IST funding consists of:
 \$8,000,000 in FY 2022,
 \$24,500,000 in FY 2023
 \$35,136,943 in FY 2024,
 \$3,000,000 Impact Fees
 Total of \$70,636,943.



SCHEDULE SUMMARY

	Original	Actual
Design Contract Issued	6/7/2022	6/7/2022
Design Commencement	6/17/2022	6/17/2022
Design Completion 1st, 7th, & 8th floors	5/18/2023	

PARTICIPATION

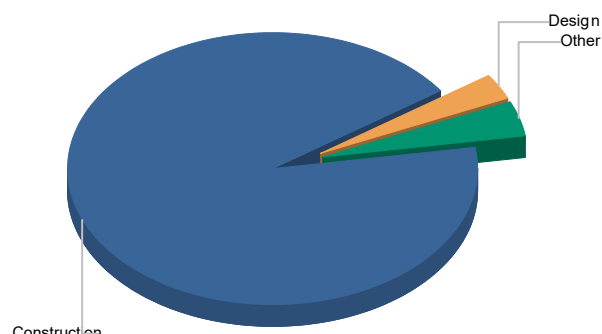
Consultant

SBE 25%
 Local 100%
 WBE 100%
 MBE 100%

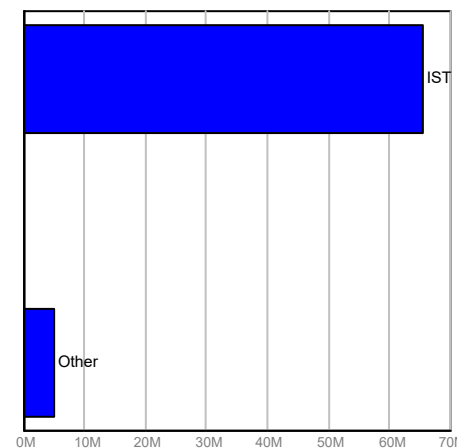
Contractor

SBE TBD
 Local TBD
 WBE TBD
 MBE TBD

FUNDING



Current Budget



Fund Source

FINANCIAL SUMMARY

	Project Budget	Committed	% Committed	Paid To Date
	A	B	C=B/A	D
Design	\$2,026,992	\$2,088,213	103.02%	\$426,598
Construction	\$65,609,951	\$3,287,985	5.01%	\$1,432,919
Other	\$3,000,000	\$143,484	4.78%	\$12,773
TOTAL	\$70,636,943	\$5,519,682	7.81%	\$1,872,290

NOTES

The architect is developing the first-floor plan and coordinating with the PD office to determine space requirements. Design development for the 7th and 8th floors is ongoing, focusing on mechanical, electrical, and plumbing engineering work. The design team and staff continue to hold progress meetings every two weeks.



Monthly Infrastructure Sales Tax Project Report

Large Cap Projects

Data Date: 12/19/2024

Report Date: 12/31/2024

DESCRIPTION/TEAM

SCOPE

PHOTO

Project Title: Lake Worth West Substation

Provide dedicated office(s) within the HRC2 building (project-19220) for PBSO field personnel's use. Additional interior improvements include a multipurpose room for PBSO training purposes and HRC/community programming, as well as restrooms, circulation area, and other incidental improvements.



Project Number: B607
 BCC District: Multiple
 Delivery Method: Construction Manager at Risk
 Category: S06-Sheriff - FDO
 Status: Construction
 Designer: Ohlson Lavoie Collaborative
 Contractor: D Stephenson
 Project Manager: Sunil Jagoo

FY 2019 IST \$1,213,460

SCHEDULE SUMMARY

PARTICIPATION

FUNDING

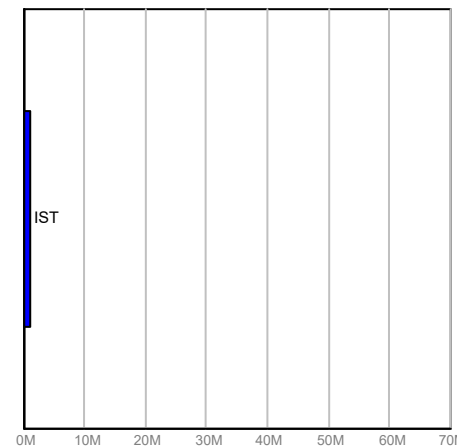
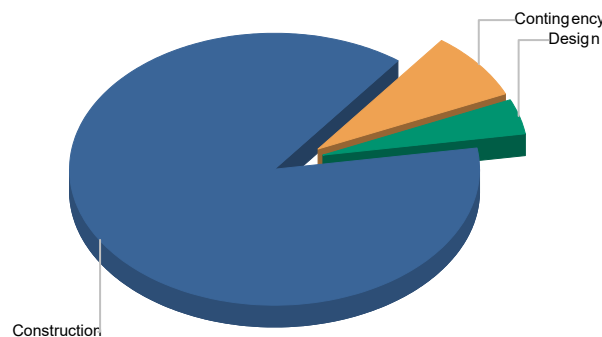
Original	Actual
Please Refer to Central County Resource	

Consultant

SBE TBD
 Local TBD
 WBE TBD
 MBE TBD

Contractor

SBE TBD
 Local TBD
 WBE TBD
 MBE TBD



Current Budget

Fund Source

FINANCIAL SUMMARY

NOTES

	Project Budget	Committed	% Committed	Paid To Date
	A	B	C=B/A	D
Design	\$50,000	\$2,227	4.45%	\$2,227
Construction	\$1,063,460	\$1,085,373	102.06%	\$1,085,374
Contingency	\$100,000	\$0	0.00%	\$0
TOTAL	\$1,213,460	\$1,087,601	89.63%	\$1,087,601

Please refer to the Central County Resource Center report for current status and material project updates.



Monthly Infrastructure Sales Tax Project Report

Large Cap Projects

Data Date: 12/19/2024

Report Date: 12/31/2024

DESCRIPTION/TEAM

SCOPE

PHOTO

Project Title: PBSO District 1 Substation and Marine Unit
Project Number: B665
BCC District: 02
Delivery Method: CMAR
Category: S06-Sheriff - FDO
Status: Construction
Designer: Song & Associates
Contractor: Kaufman Lynn
Project Manager: Henry Madriz

Construction of an approximately 28,000 square foot facility and site improvements to accommodate the relocation of PBSO District 1 from PBSO Headquarters as well as the relocation of the PBSO Marine Unit from the County's Cherry Road Complex property. The subject site is approximately 5.75 acres and located on the west side of Jog Road approximately 1,000 feet south of Belvedere Road.
Funding Sources: IST\$1,000,000,Ad-valorem \$2,076,000, and Impact Fees \$ 22,516,895



SCHEDULE SUMMARY

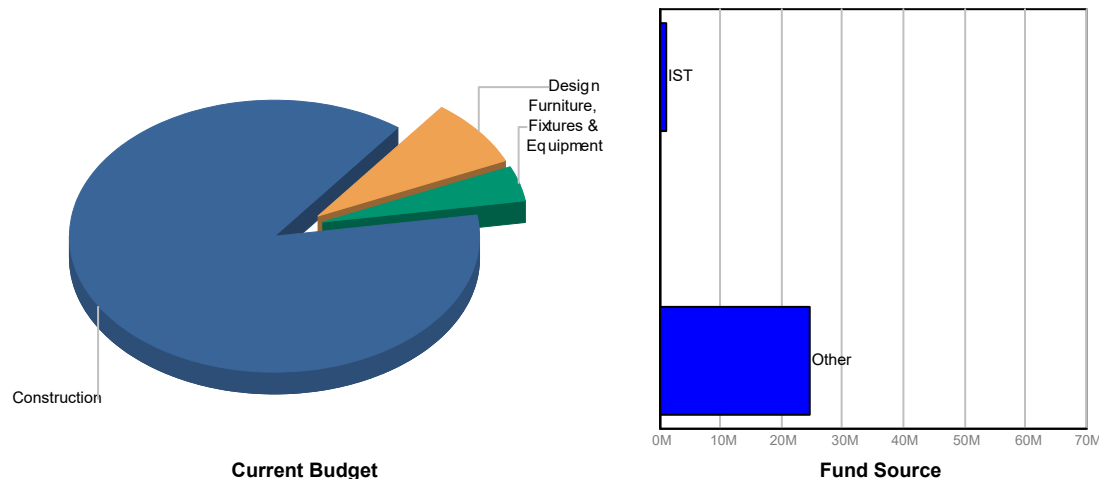
	Original	Actual
Submit DRO Application	8/3/2020	8/3/2020
Submit for Permits	3/18/2022	5/6/2022
Construction Complete	10/31/2023	
PBSO Turn Over	3/21/2025	

PARTICIPATION

Consultant
 SBE 77.4%
 Local 100%
 WBE 77.4%
 MBE 77.4%

Contractor
 SBE 27.06%
 Local 100%
 WBE 0%
 MBE 6.40%

FUNDING



FINANCIAL SUMMARY

	Project Budget	Committed	% Committed	Paid To Date
	A	B	C=B/A	D
Design	\$2,076,000	\$884,123	42.59%	\$884,123
Construction	\$22,440,895	\$21,896,872	97.58%	\$11,998,149
Furniture, Fixtures & Equipment	\$1,076,000	\$0	0.00%	\$0
TOTAL	\$25,592,895	\$22,780,995	89.01%	\$12,882,272

NOTES

Overall project progress is 85%: Flooring is 75% completed. Cabinets are on site and installations are underway. Wood beams and windows installed. Site wall and fencing completed. Entry canopy installed. Irrigation 85% completed. AC startup is ongoing. All doors installed and hardware is 75% completed. Substantial Completion is anticipated March 21, 2025.



Monthly Infrastructure Sales Tax Project Report

Large Cap Projects

Data Date: 12/19/2024

Report Date: 12/31/2024

DESCRIPTION/TEAM

SCOPE

PHOTO

Project Title: Gramercy Park Expansion

Project Number: P945
 BCC District: 07
 Delivery Method: Annual Contract
 Category: E02-Existing Park Redevelopment or Expansion
 Status: Construction
 Designer: Colome' & Associates, Inc.
 Contractor: Hatcher Construction & Development
 Project Manager: David Polson

Gramercy: Construction of a +/- 11,000 sq. ft. neighborhood center and passive park for underserved Countywide Community Revitalization Team (CCRT) areas.

FY 2024 IST: \$4,000,000
 Other funding is captured in another report, T004.



SCHEDULE SUMMARY

	Original	Actual
Construction NTP Issued	1/30/2024	1/30/2024
Construction Commencement	2/5/2024	2/5/2024
Permits Issued	1/24/2024	1/24/2024
Ground Breaking Ceremony	3/14/2024	3/14/2024
Project Completion	3/3/2025	

PARTICIPATION

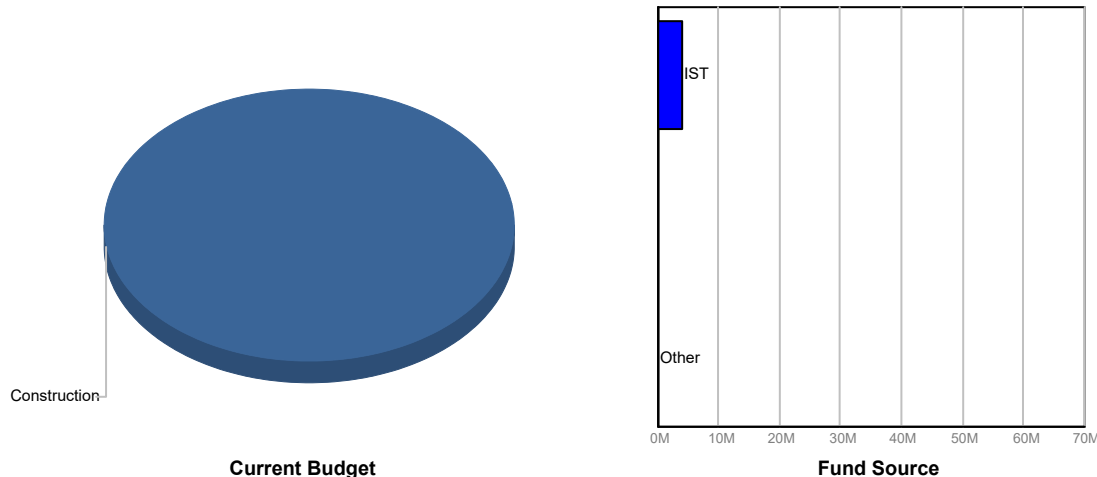
Consultant

SBE 88.63%
 Local 100%
 WBE 6.27%
 MBE 0%

Contractor

SBE N/A
 Local N/A
 WBE N/A
 MBE N/A

FUNDING



FINANCIAL SUMMARY

	Project Budget	Committed	% Committed	Paid To Date
	A	B	C=B/A	D
Design	\$0	\$0	0.00%	\$0
Construction	\$4,000,000	\$3,360,334	84.01%	\$1,835,781
TOTAL	\$4,000,000	\$3,360,334	84.01%	\$1,835,781

NOTES

Construction commenced on 2/5/2024 and is ongoing. Foundations, concrete slab on grade, stem walls, underground electrical, HVAC, and plumbing complete. North end of site clearing and grading, roofing continues, interior walls in process, fire sprinkler rough-in, duct installation, and glazing installation are complete. CID PM met with Riveria Beach Water Utilities concerning raw water discharge flooding onto new park property. OAC meetings are held on the first and third Thursdays of each month. The project is currently scheduled for completion in Spring 2025.



Monthly Infrastructure Sales Tax Project Report

Large Cap Projects

Data Date: 12/19/2024

Report Date: 12/31/2024

DESCRIPTION/TEAM

SCOPE

PHOTO

Project Title: Housing Units for Homeless, Extremely Low Income, & Low Income
Project Number: Q001
BCC District: CW
Delivery Method: TBD
Category: H02-Housing
Status: Varies
Designer: Varies
Contractor: Varies
Project Manager: Varies

This project involves the delivery of housing units for use as temporary or longer term affordable housing for homeless and special populations.

 This Project is funded in:
 FY 2017 - FY 2026 for \$2,550,000 each year for a total of \$25,500,000.



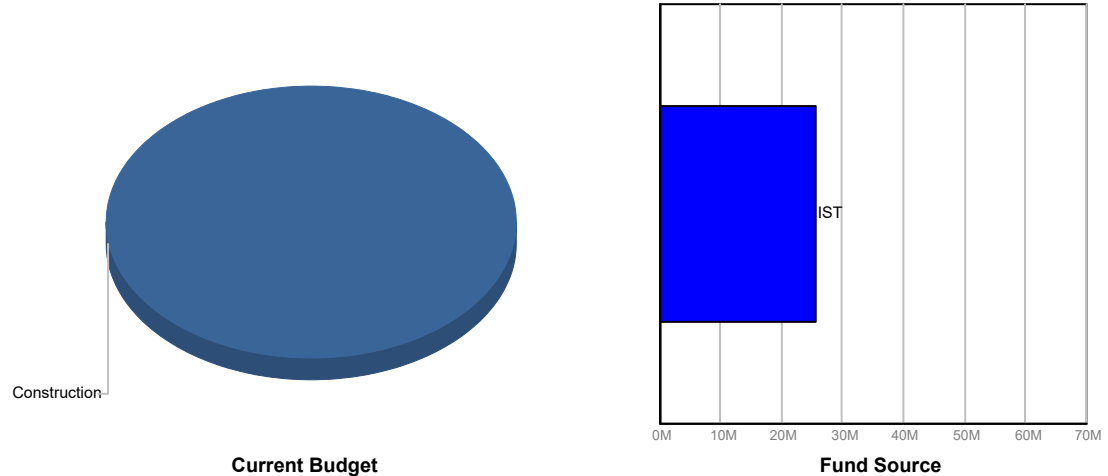
SCHEDULE SUMMARY

	Original	Actual
Project Start	9/1/2017	9/1/2017
Project Completion		

PARTICIPATION

- Consultant**
- SBE VARIES
 - Local VARIES
 - WBE VARIES
 - MBE VARIES
- Contractor**
- SBE VARIES
 - Local VARIES
 - WBE VARIES
 - MBE VARIES

FUNDING



FINANCIAL SUMMARY

	Project Budget	Committed	% Committed	Paid To Date
	A	B	C=B/A	D
Design	\$0	\$15,459	0.00%	\$15,459
Construction	\$25,500,000	\$9,210,282	36.12%	\$5,996,641
Furniture, Fixtures & Equipment	\$0	\$0	0.00%	\$0
Other	\$0	\$50,674	0.00%	\$50,674
Contingency	\$0	\$0	0.00%	\$0
TOTAL	\$25,500,000	\$9,276,415	36.38%	\$6,062,774

NOTES

This Project will fund multiple projects over a 10-year period. The Cottage Homes pilot project by the WPB Housing Authority (\$6,073,458.06) ribbon cutting was conducted October 30, 2024, and reconciliation and close-out are in progress. The BCC approved \$1M toward the non-congregate shelter in Pahokee on Sept. 15, 2020 (\$621,000 expended). A \$2.5M allocation to the Belle Glade Housing Authority for the improvement of 534 housing units in Belle Glade was approved by the BCC on November 1, 2022 and work is ongoing. A \$13M commitment toward the purchase of a property supporting a 114-room hotel to provide senior housing accommodations is proceeding to the February 4, 2025 BCC meeting.



Monthly Infrastructure Sales Tax Project Report

Large Cap Projects

Data Date: 12/19/2024

Report Date: 12/31/2024

DESCRIPTION/TEAM

SCOPE

PHOTO

Project Title: Countywide ADA Renovations

Project Number: Q002
 BCC District: CW
 Delivery Method: Annual Contract
 Category: G02-General Government Facilities
 Status: Varies
 Designer: Varies
 Contractor: Varies
 Project Manager: Varies

Renovate multiple public facility restrooms to meet ADA requirements. The following locations are planned for renovation:
 Delray Health Clinic ADA Restrooms @ \$250K FY2017
 Lantana Health Clinic ADA Restrooms @ \$275K FY2022
 Lantana Health Clinic ADA Service Counter @ \$16K FY2022
 Jupiter Health Clinic ADA Restrooms @ \$64K FY2022
 West County Administration Building (aka Glades Office Building) ADA Improvements @ \$245K FY2022 and \$450K FY2023

This Project is funded in:
 FY 2017 \$250,000 FY 2024 \$1,009,758
 FY 2022 \$600,000 FY 2025 \$539,000
 FY 2023 \$450,000



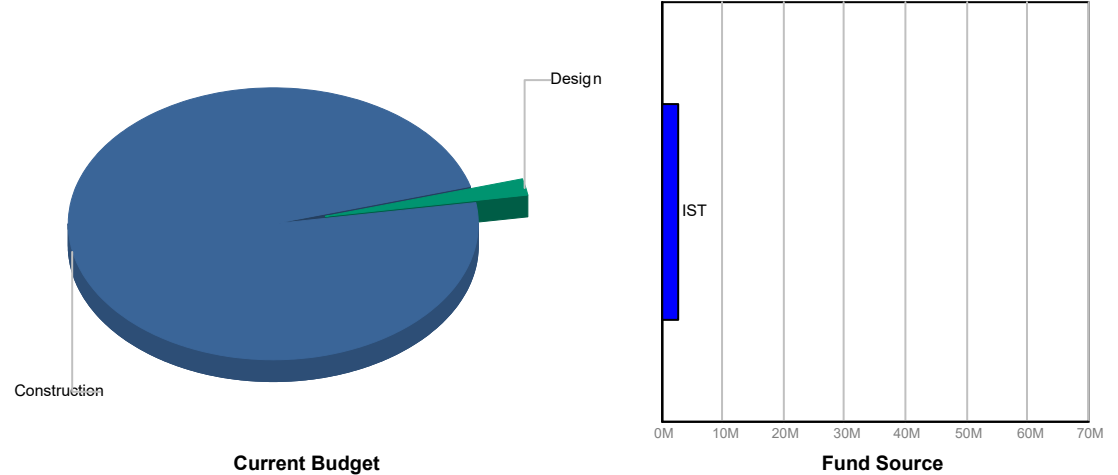
SCHEDULE SUMMARY

PARTICIPATION

FUNDING

	Original	Actual
Delray Health Start	7/27/2017	7/27/2017
Delray Health Finish	12/21/2018	10/24/2022
Lantana Health Start	7/7/2017	7/7/2017
Lantana Health Finish	4/8/2018	
Lantana Health (Counters) Start	11/24/2020	11/24/2020
Lantana Health (Counters) Finish	10/1/2024	10/1/2024
Jupiter Health Start	12/22/2020	12/22/2020
Jupiter Health Finish	11/1/2024	11/1/2024
West County Admin Start	6/22/2022	6/1/2023
West County Admin Finish		

- Consultant**
- SBE Varies
 - Local Varies
 - WBE Varies
 - MBE Varies
- Contractor**
- SBE Varies
 - Local Varies
 - WBE Varies
 - MBE Varies



FINANCIAL SUMMARY

NOTES

	Project Budget	Committed	% Committed	Paid To Date
	A	B	C=B/A	D
Design	\$52,353	\$285,482	545.30%	\$264,586
Construction	\$2,796,405	\$825,413	29.52%	\$721,472
Furniture, Fixtures & Equipment	\$0	\$0	0.00%	\$0
Other	\$0	\$1,339	0.00%	\$1,339
Contingency	\$0	\$0	0.00%	\$0
TOTAL	\$2,848,758	\$1,112,233	39.04%	\$987,397

Delray Health: Closed. Lantana Health: Project completed. Final reconciliation change order underway.
 Jupiter Health: Facility in use by health department. Project in closeout. West County Administration Building: Saltz Michelson provided a quote for a Topographical Survey and requested an additional site visit with their MEP to complete their report findings. Meeting is tentatively scheduled for mid-January 2025



Monthly Infrastructure Sales Tax Project Report

Large Cap Projects

Data Date: 12/19/2024

Report Date: 12/31/2024

DESCRIPTION/TEAM

SCOPE

PHOTO

Project Title: Animal Care & Control

Project Number: Q008
 BCC District: 02
 Delivery Method: Construction Manager at Risk
 Category: G02-General Government Facilities
 Status: Design
 Designer: PGAL
 Contractor: Wharton-Smith
 Project Manager: Rich Avery

The Animal Care & Control Renovation & Expansion project for the Belvedere Rd. campus includes: renovations to existing buildings for improved functionality; possible replacement of non-air conditioned kennel buildings with air-conditioned kennel buildings pending evaluation, pricing and approval; and the creation of new spaces necessary to facilitate current and future projected operational needs. The cost of the project includes cost-estimating services necessary in order to validate the project scope, which was derived jointly by FDO & the ACC Division via a needs assessment and programming document, as well as interim arrangements to sustain continuous operations during construction. Funding: FY 2019 IST now only \$6,000,000 and FY 2020 IST \$7,000,000. The balance will be bond (\$56,700,00).



SCHEDULE SUMMARY

	Original	Actual
PROGRAMMING	10/1/2018	10/1/2018
Commence Design Comparative Study	7/24/2019	7/24/2019
Design Start	2/3/2020	12/2/2020
Construction Start	12/1/2020	
Substantial Completion	7/3/2023	

PARTICIPATION

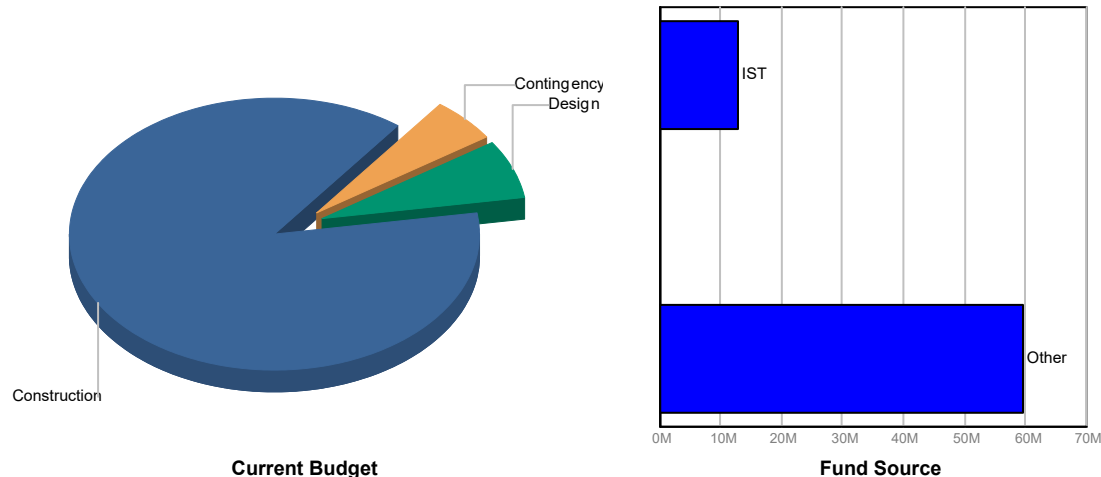
Consultant

SBE 20%
 Local 100%
 WBE N/A
 MBE N/A

Contractor

SBE 13.04%
 Local 13.04%
 WBE 13.04%
 MBE 13.04%

FUNDING



FINANCIAL SUMMARY

	Project Budget	Committed	% Committed	Paid To Date
	A	B	C=B/A	D
Design	\$5,059,495	\$3,842,208	75.94%	\$882,713
Construction	\$63,820,000	\$953,692	1.49%	\$652,830
Contingency	\$3,780,000	\$110,199	2.92%	\$59,545
TOTAL	\$72,659,495	\$4,906,098	6.75%	\$1,595,087

NOTES

The project team including ACC staff continues to review the DD drawings and are making no or low cost changes to update the plans to meet more current needs. This effort also includes development of sequencing plans which is ongoing. Current progress indicates that the design should be at 50% Construction documents by mid-February with 95% Construction Documents anticipated in May 2025.



Monthly Infrastructure Sales Tax Project Report

Large Cap Projects

Data Date: 12/19/2024

Report Date: 12/31/2024

DESCRIPTION/TEAM

SCOPE

PHOTO

Project Title: Central County Housing Resource Center
Project Number: Q009
BCC District: 03
Delivery Method: Construction Manager at Risk
Category: H02-Housing
Status: Close Out
Designer: Ohlson Lavoie Collaborative
Contractor: D Stephenson
Project Manager: Sunil Jagoo

The Homeless Resource Center 2 (HRC 2) is to provide an effective Crisis Response System that provides immediate and easy access to safe and decent temporary shelter to County residents that need it and aims to re-house people as quickly as possible while receiving wrap-around social services. The facility will compliment the County's existing Senator Philip D. Lewis Center in West Palm Beach and will consist of approximately 19,000 square feet to support 74 client beds, dining and service delivery/office areas, restrooms, laundry facilities, an intake lobby, and other incidental interior and exterior improvements. Co-located within the facility will be the improvements identified in the IST Project Plan titled PBSO Lake Worth West Substation. FY 2019 IST \$5,700,000 FY 2022 IST \$9,243,697



SCHEDULE SUMMARY

	Original	Actual
Program Development	11/1/2017	11/1/2017
Public Outreach	2/1/2019	2/1/2019
Design Team Solicitation	5/1/2019	9/30/2020
CM Solicitation	9/1/2019	11/26/2019
Schematic Design	11/11/2019	1/31/2020
Design Development	5/1/2020	9/28/2020
Construction Documents	10/1/2020	2/23/2021
Permitting	1/1/2021	11/1/2021
Construction Commencement	6/1/2021	5/10/2022
CO/Substantial Completion	9/1/2022	5/17/2023
Occupancy	10/3/2022	1/30/2024

PARTICIPATION

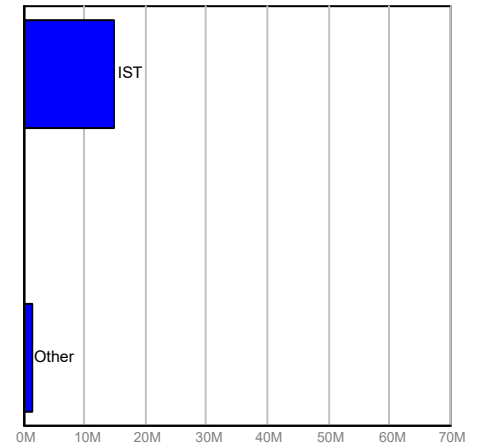
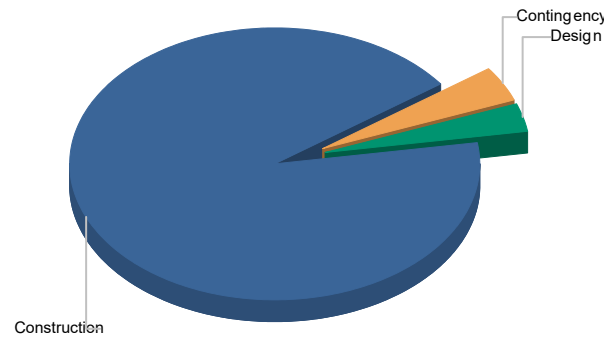
Consultant

- SBE 0%
- Local 25%
- WBE 0%
- MBE 0%

Contractor

- SBE N/A
- Local 100%
- WBE 6.9%
- MBE 22.4%

FUNDING



Current Budget

Fund Source

FINANCIAL SUMMARY

	Project Budget	Committed	% Committed	Paid To Date
	A	B	C=B/A	D
Design	\$547,999	\$157,227	28.69%	\$157,227
Construction	\$15,117,852	\$14,910,311	98.63%	\$14,170,104
Contingency	\$700,000	\$5,300	0.76%	\$5,300
TOTAL	\$16,365,851	\$15,072,838	92.10%	\$14,332,631

NOTES

CID PM working on change orders and close out documents at this time.



Monthly Infrastructure Sales Tax Project Report

Large Cap Projects

Data Date: 12/19/2024

Report Date: 12/31/2024

DESCRIPTION/TEAM

SCOPE

PHOTO

Project Title: South County Administrative Complex

Project Number: Q010
 BCC District: 07
 Delivery Method: Varies
 Category: G02-General Government Facilities
 Status: Design
 Designer: Zyscovich, LLC
 Contractor: TBD
 Project Manager: Michael Jenner

This project funds essential Renewal and Replacement (R&R) needs to sustain the continuous operation of this 40+ year old complex prior to its future redevelopment. As such there is no defined scope of work. Any funds remaining at such time that redevelopment is funded would be utilized toward professional design services for the redevelopment. Funding includes \$3M each in FY 2020 and FY 2021, for a total of \$6M.



SCHEDULE SUMMARY

PARTICIPATION

FUNDING

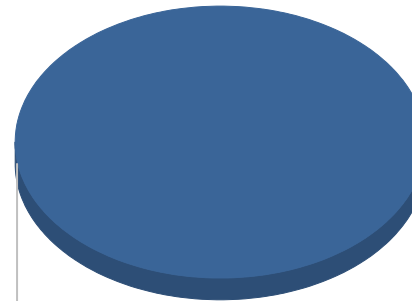
Original	Actual
N/A. See notes for current activity.	

Consultant

- SBE Varies
- Local Varies
- WBE Varies
- MBE Varies

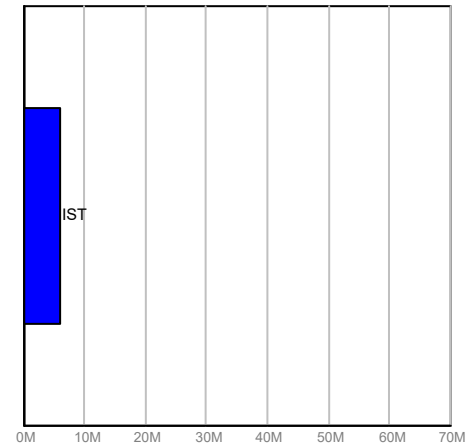
Contractor

- SBE Varies
- Local Varies
- WBE Varies
- MBE Varies



Construction

Current Budget



Fund Source

FINANCIAL SUMMARY

NOTES

	Project Budget	Committed	% Committed	Paid To Date
	A	B	C=B/A	D
Construction	\$6,000,000	\$1,293,464	21.56%	\$1,243,492
Other	\$0	\$26,946	0.00%	\$21,472
TOTAL	\$6,000,000	\$1,320,410	22.01%	\$1,264,965

R&R work is occurring on an as needed basis to sustain operations. Proposal for Phase 2 Design services negotiated and agreed upon for the Amount of \$11,215,846.00. AOR will be submitting the entire package including OEBO requirements by 1/10/25. There is currently \$4,500,000.00 of IST funding for this project and the remaining balance will be provided in the form of a bond issuance. The design services proposal is expected to be presented at the BCC on 3/11/25.




Monthly Infrastructure Sales Tax Project Report

Large Cap Projects

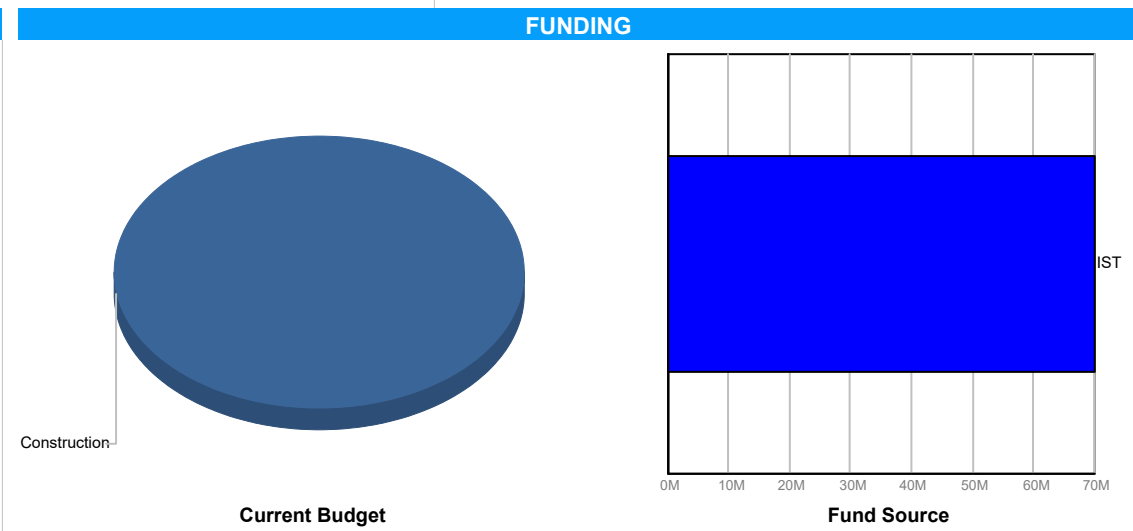
Data Date: 12/19/2024

Report Date: 12/31/2024

DESCRIPTION/TEAM	SCOPE	PHOTO
<p>Project Title: Government Center Renewal/Replacement</p> <p>Project Number: Q011</p> <p>BCC District: 02</p> <p>Delivery Method: Construction Manager at Risk</p> <p>Category: G02-General Government Facilities</p> <p>Status: Design</p> <p>Designer: Netta Architects</p> <p>Contractor: The Weitz Company LLC</p> <p>Project Manager: Jeffrey Halverson</p>	<p>This project includes but is not limited to upgrades and replacement of select building finishes and systems including security, HVAC, plumbing, fire alarm, fire sprinkler, electrical, low voltage, lighting, flooring and paint. The scope of the project will additionally include a building conditions assessment, program evaluation study, interior space planning and layout improvements. The proposed renovations to the Robert Weisman Governmental Center are designed to increase the functionality of key areas within the facility and bring the building up to current County standards.</p> <p>FY2022 IST \$8,000,000 FY2023 IST \$14,000,000 FY2024 IST \$43,740,800 FY2025 \$11,000,000 FY2026 IST \$15,000,000 FY2027 IST \$11,500,000</p>	 <p>PBC Governmental Center</p>

SCHEDULE SUMMARY		
	Original	Actual
CM RFP Proposals Due	12/2/2021	12/2/2021
CM Shortlist Meeting	1/19/2022	3/15/2022
Design RFP Final Selection	11/8/2021	9/30/2021
Structural Assessment	1/31/2023	3/17/2023
Building Construction Assessment	6/1/2023	12/20/2024
Life Cycle Analysis	11/1/2023	1/20/2024
Programming	9/9/2024	

PARTICIPATION	
Consultant	
SBE	33%
Local	100%
WBE	100%
MBE	100%
Contractor	
SBE	TBD
Local	TBD
WBE	TBD
MBE	TBD



FINANCIAL SUMMARY				
	Project Budget	Committed	% Committed	Paid To Date
	A	B	C=B/A	D
Construction	\$103,240,800	\$779,783	0.76%	\$617,689
TOTAL	\$103,240,800	\$779,783	0.76%	\$617,689

NOTES

Finalizing programming report with several meetings with Department Directors later in January. Phase I design proposal (CSA #4) is being prepared for BCC Review & approval on February 11. Phase I calls for the interior design of floors 10, 11, and 12 along with supporting infrastructure (electrical, HVAC, data, and plumbing), elevator upgrades, and the exterior items such as impact glazing, up-lighting, façade improvements and reroofing the seven roofs of the facility.



Monthly Infrastructure Sales Tax Project Report

Large Cap Projects

Data Date: 12/19/2024

Report Date: 12/31/2024

DESCRIPTION/TEAM

SCOPE

PHOTO

Project Title: Countywide Buildings
Renewal/Replacement

Project Number: Q014

BCC District: CW

Delivery Method: Varies

Category: G02-General Government Facilities

Status: Varies

Designer: Varies

Contractor: Varies

Project Manager: Varies

This project addresses backlog building system renewal and replacement, ranging from envelope components (roofs, walls, structural elements, window and weatherproofing), HVAC, plumbing, electrical, ceiling and lighting, back-up power, flooring and painting.

FY23 IST \$4,015,800, FY24 IST \$6,154,093, FY25 IST \$4,015,800, FY26 IST \$4,015,800, and FY27 IST and FY27 IST \$1,463,792.



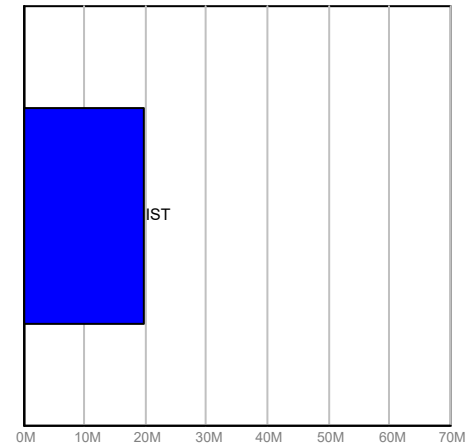
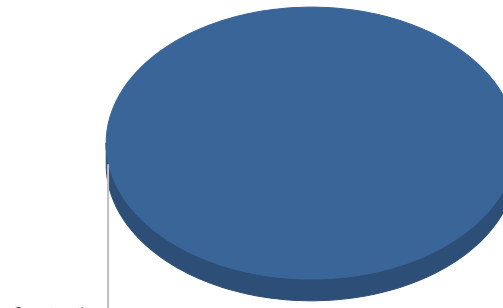
SCHEDULE SUMMARY

	Original	Actual
Projects Commencement	1/2/2023	5/17/2023
Projects Completion		

PARTICIPATION

- Consultant**
- SBE Varies
 - Local Varies
 - WBE Varies
 - MBE Varies
- Contractor**
- SBE Varies
 - Local Varies
 - WBE Varies
 - MBE Varies

FUNDING



Current Budget

Fund Source

FINANCIAL SUMMARY

	Project Budget	Committed	% Committed	Paid To Date
	A	B	C=B/A	D
Construction	\$19,665,285	\$730,812	3.72%	\$683,211
TOTAL	\$19,665,285	\$730,812	3.72%	\$683,211

NOTES

FDO will target single scope of work projects commanding high dollar values or combined scopes of work at single buildings/facilities for this funding to simplify tracking and reporting.

Mid-County Senior Center: Received approved BAS for CCP #1. Substantial completion form sent to CM, and punch list sent to contractor (broken sidewalk). The sidewalk was repaired; awaiting the approved supplement/invoice for final payment.

Highridge Family Center: Final set of scopes of the electrical & HVAC unit replacement by CID.



Monthly Infrastructure Sales Tax Project Report

Large Cap Projects

Data Date: 12/19/2024

Report Date: 12/31/2024

DESCRIPTION/TEAM

SCOPE

PHOTO

Project Title: Public Safety Equipment

This project funds the replacement of PBSO public safety vehicles and related equipment (other than radios), tools and/or services.

Project Number: Q015
 BCC District: CW
 Delivery Method: Direct Purchase
 Category: S04-Sheriff
 Status: Construction
 Designer: N/A
 Contractor: N/A
 Project Manager: Isami Ayala-Collazo

FY 2022 \$11,182,970.00 IST



SCHEDULE SUMMARY

PARTICIPATION

FUNDING

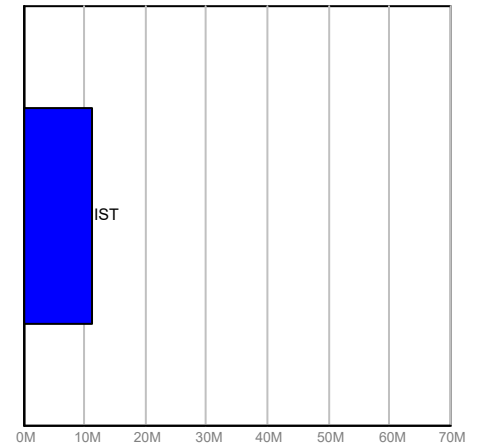
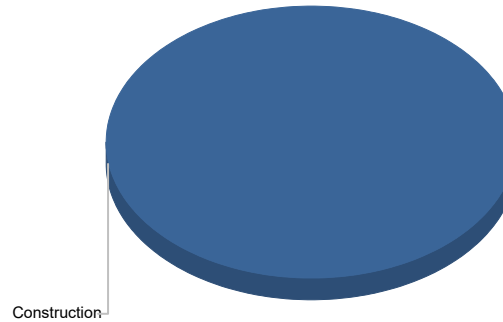
	Original	Actual
Project Start	4/3/2024	4/3/2024
Project Completion TBD		

Consultant

SBE N/A
 Local N/A
 WBE N/A
 MBE N/A

Contractor

SBE N/A
 Local N/A
 WBE N/A
 MBE N/A



Current Budget

Fund Source

FINANCIAL SUMMARY

NOTES

	Project Budget	Committed	% Committed	Paid To Date
	A	B	C=B/A	D
Construction	\$11,182,970	\$0	0.00%	\$0
Furniture, Fixtures & Equipment	\$0	\$6,576,568	0.00%	\$6,576,568
TOTAL	\$11,182,970	\$6,576,568	58.81%	\$6,576,568

Prioritization, identification and cost of specific assets are determined by the Sheriff's Office with administration support being performed by FD&O through a Project Funding Agreement with the County.



Monthly Infrastructure Sales Tax Project Report

Large Cap Projects

Data Date: 12/19/2024

Report Date: 12/31/2024

DESCRIPTION/TEAM

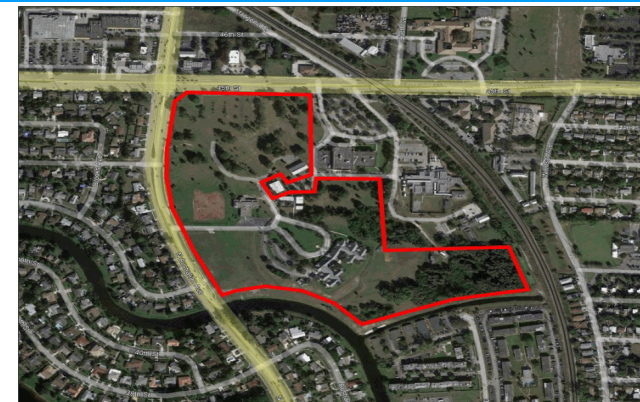
SCOPE

PHOTO

Project Title: 810 Datura Building Replacement

Project Number: Q018
 BCC District: 07
 Delivery Method: CMAR
 Category: G02-General Government Facilities
 Status: Design
 Designer: Alfonso Hernandez Architect, LLC
 Contractor: D. Stephenson
 Project Manager: Terri Wolfe

This project relocates the Community Services Department from 810 Datura Street to the County's 45th Street Complex. The result will be a modern office building to replace the existing facility which is 50+ years old, providing adequate space for services and programs into the future.
 FY 2023 - \$2,600,000
 FY 2024 - \$1,575,600
 FY 2025 - \$5,000,000
 FY 2026 - \$18,660,000



SCHEDULE SUMMARY

	Original	Actual
Project Start	10/1/2024	2/9/2022
Programming	5/12/2023	5/12/2023
Design	8/1/2023	8/1/2023
Construction Commencement		
Construction Completion		

PARTICIPATION

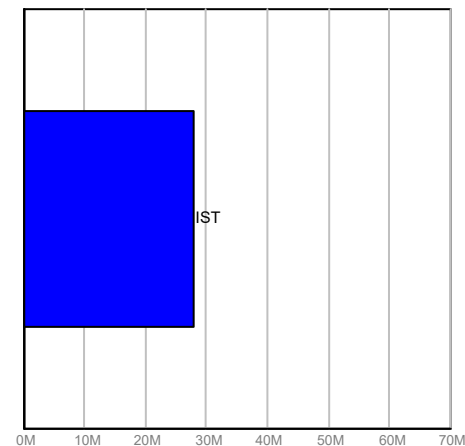
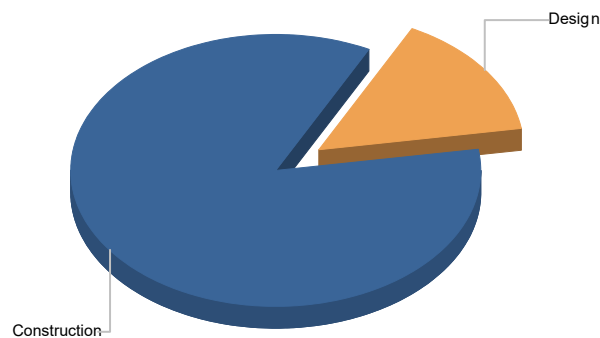
Consultant

SBE 82%
 Local 82%
 WBE 0%
 MBE 15%

Contractor

SBE TBD
 Local TBD
 WBE TBD
 MBE TBD

FUNDING



Current Budget

Fund Source

FINANCIAL SUMMARY

	Project Budget	Committed	% Committed	Paid To Date
	A	B	C=B/A	D
Design	\$4,175,600	\$59,092	1.42%	\$59,092
Construction	\$23,660,000	\$2,555,678	10.80%	\$1,079,441
Other	\$0	\$8,788	0.00%	\$8,788
TOTAL	\$27,835,600	\$2,623,559	9.43%	\$1,147,321

NOTES

Drawings are now expected to be 95% complete by late January 2025. The site plan has been submitted for review to West Palm Beach. The Design Development (DD) documents, which are 60% complete, were issued on 10/27/24. A preliminary AIPP meeting took place on 10/23/24. The 100% drawings are planned to begin in January 2025 but may be delayed if the tilt-wall option is adopted. The project team is focused on achieving substantial completion by spring 2027, allowing FF&E installation to commence.



Monthly Infrastructure Sales Tax Project Report

Large Cap Projects

Data Date: 12/19/2024

Report Date: 12/31/2024

DESCRIPTION/TEAM

Project Title: Detention Center Facilities R/R (Phases 3-5)
Project Number: Q019
BCC District: 03
Delivery Method: Construction Management
Category: S06-Sheriff - FDO
Status: Construction
Designer: Leo A. Daly
Contractor: Hedrick Brothers Construction
Project Manager: Jeffrey Halverson

SCOPE

Phases 3-5 consist of the East Tower and West Tower which are located at the Main Detention Center. The West Detention Center is located in Belle Glade. The design for both towers and the West Detention Center will require repairing and replacing MEP, Fire Sprinkler System, Low Voltage Systems and interior finishes.
 Detention Center Facilities R/R (Phases 3-5)
 FY 2018 IST \$8,500,000, FY 2019 IST \$14,700,000, FY 2020 IST \$9,800,000, FY 2022 IST \$10,000,000, FY 2024 IST \$4,802,000

PHOTO



SCHEDULE SUMMARY

	Original	Actual
East Tower Design Start	11/12/2018	7/11/2019
East Tower Construction Start-Phase 3	10/14/2019	11/18/2020
East Tower Substantial Completion	5/11/2022	12/11/2023
West Tower Design Start-Phase 4	3/8/2022	6/10/2024
West Tower Construction Start-Phase 4	1/2/2024	9/9/2024

PARTICIPATION

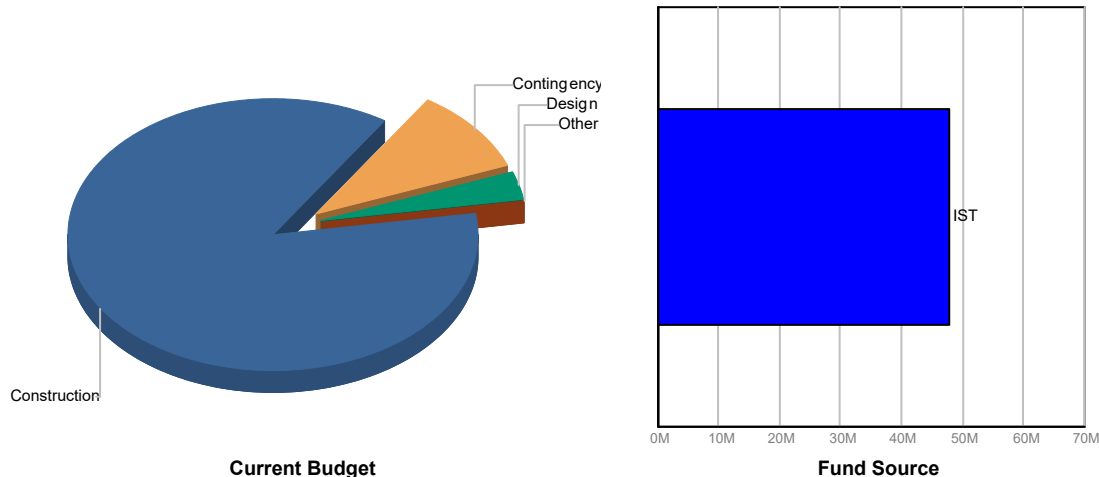
Consultant

- SBE 19.88%
- Local 67%
- WBE N/A
- MBE N/A

Contractor

- SBE 63%
- Local 84%
- WBE N/A
- MBE N/A

FUNDING



FINANCIAL SUMMARY

	Project Budget	Committed	% Committed	Paid To Date
	A	B	C=B/A	D
Design	\$1,544,404	\$2,350,399	152.19%	\$2,036,937
Construction	\$41,475,692	\$26,756,979	64.51%	\$25,781,857
Other	\$24,308	\$1,328,794	5,466.49%	\$952,935
Contingency	\$4,802,000	\$2,300,000	47.90%	\$810,561
TOTAL	\$47,846,404	\$32,736,172	68.42%	\$29,582,290

NOTES

Contractor is finalizing the Phase 4 GMP after some reductions. Targeting the Feb 11 BCC agenda for award.



Monthly Infrastructure Sales Tax Project Report

Large Cap Projects

Data Date: 12/19/2024

Report Date: 12/31/2024

DESCRIPTION/TEAM

SCOPE

PHOTO

Project Title: West Boynton Park Athletic Field Renovations Sports Turf
Project Number: T002
BCC District: 02
Delivery Method: TBD
Category: A06-Athletic Field Renovations
Status: Construction
Designer: Florida Transportation Engineering
Contractor: LTG Sports Turf One
Project Manager: David Polson

Replacement of existing grass field turf with synthetic turf on multi-purpose field 1 & 2.
Funded:
 FY 2017 \$2,000,000
 FY 2018 (\$1,011,658)
 FY 2022 \$1,196,658
 FY 2024 \$2,202,067



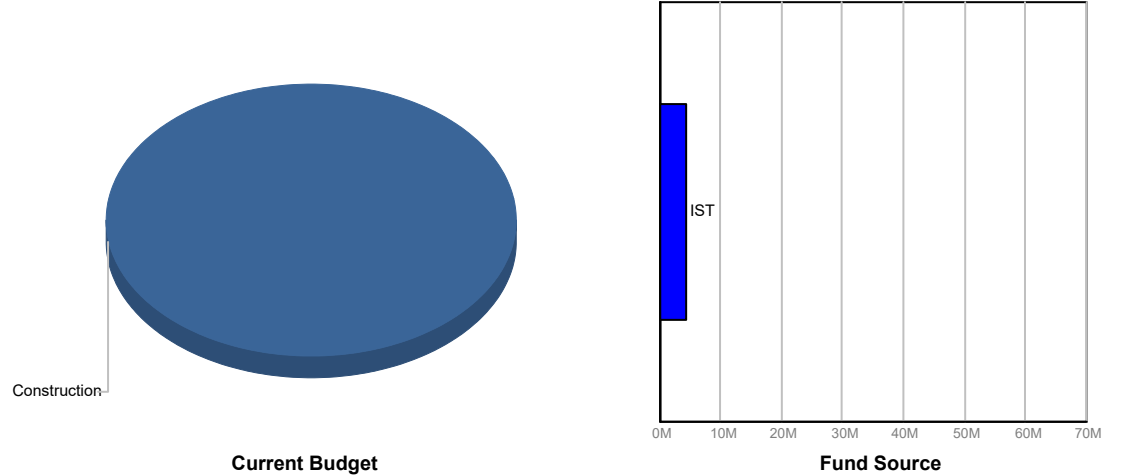
SCHEDULE SUMMARY

	Original	Actual
Begin Existing Site Surveys	1/29/2020	1/29/2020
Complete Existing Site Surveys	6/30/2020	3/9/2020
Finalization of Existing Site Surveys	8/30/2020	10/16/2020
Design RFP Proposals Due	9/4/2020	9/10/2020
Design RFP Final Selection	10/29/2020	10/29/2020
Consultant Contract Issuance	12/14/2020	4/20/2021
Design Completion	12/31/2021	10/23/2023
Turf Supplier RFP Proposal Due	4/30/2022	6/6/2023
Turf Contract GMP Executed	9/17/2024	9/17/2024
Turf Contract Substantial Completion	1/30/2026	

PARTICIPATION

Consultant
 SBE 25%
 Local 25%
 WBE 0%
 MBE 6.13%
Contractor
 SBE N/A
 Local N/A
 WBE N/A
 MBE N/A

FUNDING



FINANCIAL SUMMARY

	Project Budget	Committed	% Committed	Paid To Date
	A	B	C=B/A	D
Design	\$0	\$196,853	0.00%	\$147,149
Construction	\$4,387,067	\$3,625,200	82.63%	\$20,219
Furniture, Fixtures & Equipment	\$0	\$0	0.00%	\$0
Other	\$0	\$459	0.00%	\$459
Contingency	\$0	\$0	0.00%	\$0
TOTAL	\$4,387,067	\$3,822,512	87.13%	\$167,826

NOTES

The GMP package submitted on 7/30/2024 and was approved at the 9/17/2024 BCC meeting. Pre-construction kick-off meeting held 9/25/2024. OAC meetings held 1st and 3rd Wednesday at 10:00 AM. NTP issued October 21, 2024.



Monthly Infrastructure Sales Tax Project Report

Large Cap Projects

Data Date: 12/19/2024

Report Date: 12/31/2024

DESCRIPTION/TEAM

SCOPE

PHOTO

Project Title: Buttonwood Park

Project Number: T003
 BCC District: 03
 Delivery Method: TBD
 Category: A06-Athletic Field Renovations
 Status: Construction
 Designer: Florida Transportation Engineering
 Contractor: LTG Sports Turf One
 Project Manager: David Polson

Replacement of existing grass field turf with synthetic turf on multi-purpose field 2 & 3

Funded:
 FY 2017 \$1,500,000
 FY 2018 (\$1,488,342)
 FY 2021 \$900,000
 FY 2022 \$1,963,342
 FY 2024 \$2,193,828



SCHEDULE SUMMARY

	Original	Actual
Begin Existing Site Surveys	1/29/2020	1/29/2020
Complete Existing Site Surveys	8/30/2020	5/18/2021
Finalization of Existing Site Surveys	8/30/2020	8/23/2021
Design RFP Proposals Due	9/4/2020	9/10/2020
Consultant Contract Issuance	12/14/2020	4/20/2021
Design Completion	12/31/2021	10/23/2023
Turf Supplier RFP Proposal Due	4/30/2022	6/6/2023
Turf Contract Substantial Completion	1/30/2026	
Turf Contract GMP Executed	9/17/2024	9/17/2024
Design RFP Final Selection	10/29/2020	10/29/2020

PARTICIPATION

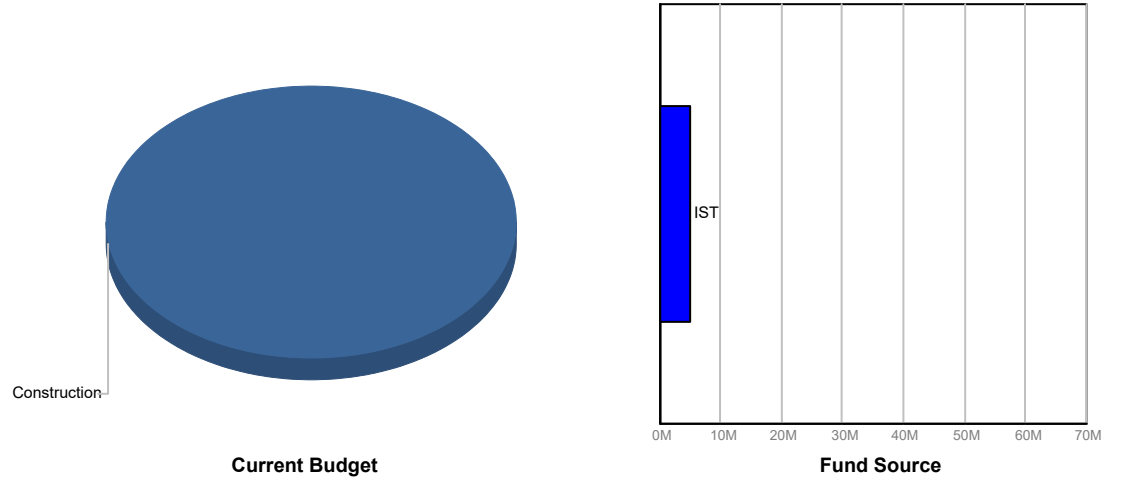
Consultant

SBE 25%
 Local 25%
 WBE 0%
 MBE 6.13%

Contractor

SBE N/A
 Local N/A
 WBE N/A
 MBE N/A

FUNDING



FINANCIAL SUMMARY

	Project Budget	Committed	% Committed	Paid To Date
	A	B	C=B/A	D
Design	\$0	\$219,524	0.00%	\$170,598
Construction	\$5,068,828	\$4,240,015	83.65%	\$42,991
Furniture, Fixtures & Equipment	\$0	\$0	0.00%	\$0
Other	\$0	\$12,458	0.00%	\$12,458
Contingency	\$0	\$0	0.00%	\$0
TOTAL	\$5,068,828	\$4,471,998	88.23%	\$226,047

NOTES

The GMP package submitted on 7/30/2024 was approved at the 9/17/2024 BCC meeting. Pre-construction kick-off meeting held 9/25/2024. OAC meetings held 1st and 3rd Wednesday at 10:00 AM. NTP issued October 21, 2024. Construction is under way with Ground Penetrating Radar (GPR).




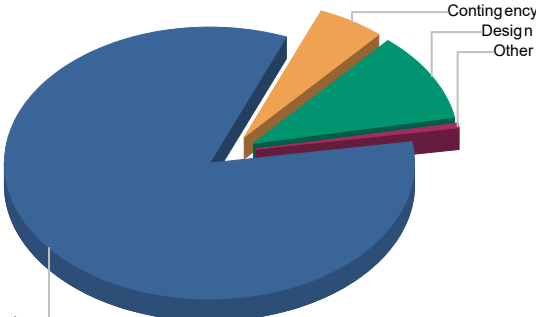
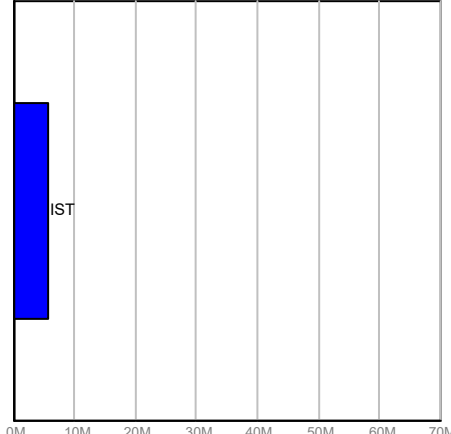
Monthly Infrastructure Sales Tax Project Report

Large Cap Projects

Data Date: 12/19/2024

Report Date: 12/31/2024

DESCRIPTION/TEAM	SCOPE	PHOTO
<p>Project Title: Community Park - New Development</p> <p>Project Number: T004 BCC District: Multiple Delivery Method: Varies Category: N02-New Park Development Status: Varies Designer: Varies Contractor: Varies Project Manager: Varies</p>	<p>Construction of neighborhood park facilities for under served Countywide Community Revitalization Team (CCRT) areas.</p> <p>FY 2017 IST: \$1,000,000 FY 2021 IST: \$4,900,000 FY 2022 IST: (\$3,900,000) FY 2024 IST: \$3,610,000</p>	

SCHEDULE SUMMARY	PARTICIPATION	FUNDING				
<table border="1"> <thead> <tr> <th>Original</th> <th>Actual</th> </tr> </thead> <tbody> <tr> <td colspan="2">Varies by location. Work ongoing</td> </tr> </tbody> </table>	Original	Actual	Varies by location. Work ongoing		<p>Consultant</p> <ul style="list-style-type: none"> SBE Varies Local Varies WBE Varies MBE Varies <p>Contractor</p> <ul style="list-style-type: none"> SBE Varies Local Varies WBE Varies MBE Varies 	<div style="text-align: center;">  <p>Current Budget</p> </div> <div style="text-align: center;">  <p>Fund Source</p> </div>
Original	Actual					
Varies by location. Work ongoing						

FINANCIAL SUMMARY				
	Project Budget	Committed	% Committed	Paid To Date
	A	B	C=B/A	D
Design	\$590,000	\$811,961	137.62%	\$769,942
Construction	\$4,692,035	\$276,896	5.90%	\$221,572
Furniture, Fixtures & Equipment	\$0	\$0	0.00%	\$0
Other	\$32,965	\$33,190	100.68%	\$33,190
Contingency	\$295,000	\$0	0.00%	\$0
TOTAL	\$5,610,000	\$1,122,047	20.00%	\$1,024,704

NOTES

Bridgeman; Construction of a .32 acre neighborhood park on a WUD parcel to serve the Belvedere Heights CCRT neighborhood within the Westgate CRA. Completed in 5/2020 with \$32,415 of IST funds. Paulette Burdick; Parks informed that the Water Utility Department (WUD) requested to hold on due to boundary issues. The completed package for Supplemental #4 to CSA #4 for the Structural Engineering services is awaiting signatures. Gramercy; See P945 for reporting.



Monthly Infrastructure Sales Tax Project Report

Large Cap Projects

Data Date: 12/19/2024

Report Date: 12/31/2024

DESCRIPTION/TEAM

SCOPE

PHOTO

Project Title: FY2020 Sports Field Lighting Replacement
Project Number: T010
BCC District: Multiple
Delivery Method: Sports Field Lighting Annual
Category: S12-Sports Lighting Replacement
Status: Construction
Designer: JLRD Engineers
Contractor: Various
Project Manager: Charlene LaMattina

Lake Lytal Athletic Courts, Haverhill Tennis & Racquetball Courts, BASCR Basketball Courts, Duncan Padgett Park Raquetball Courts
 FY 2020 IST = \$1,300,000
 FY 2021 IST = (\$100,000)
 FY 2022 IST = (\$273,000)



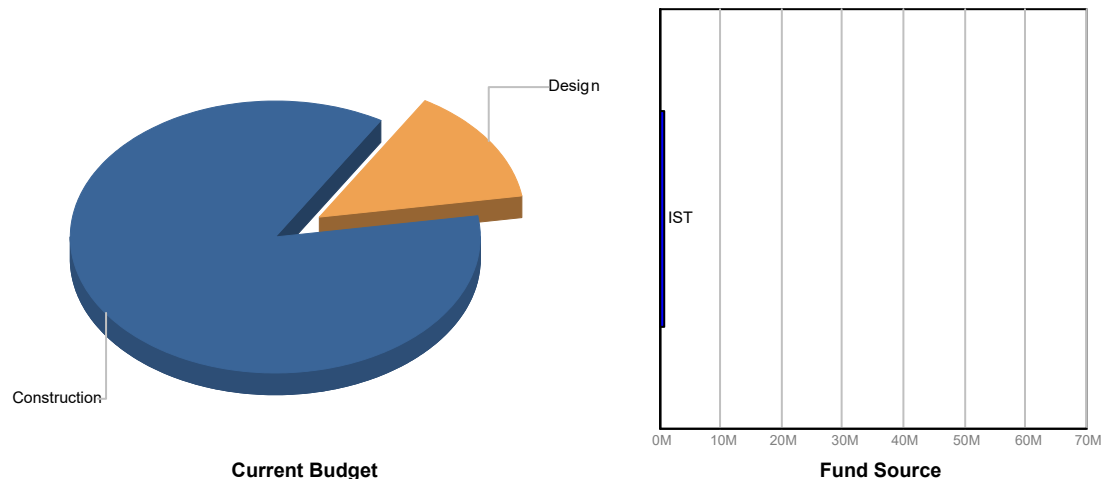
SCHEDULE SUMMARY

	Original	Actual
Project Start	6/29/2017	7/18/2019
Design Start	11/6/2020	11/6/2020
Design Completion	4/2/2021	4/2/2021
Final Completion	12/31/2022	
Bidding Package 1	6/14/2021	6/14/2021
Construction Start Package 1	2/14/2022	2/14/2022
Construction Completion Package 1	6/26/2022	6/24/2022
Bidding Package 2	5/19/2022	5/19/2022
Construction Start Package 2	8/3/2022	8/3/2022
Construction Completion Package 2	12/31/2022	10/19/2022
Bidding Package 3	8/25/2021	8/25/2021
Construction Start Package 3	12/8/2021	12/8/2021
Construction Completion Package 3	8/11/2022	1/30/2022

PARTICIPATION

Consultant
 SBE 100%
 Local 100%
 WBE N/A
 MBE N/A
Contractor
 SBE TBD
 Local TBD
 WBE TBD
 MBE TBD

FUNDING



FINANCIAL SUMMARY

	Project Budget	Committed	% Committed	Paid To Date
	A	B	C=B/A	D
Design	\$130,000	\$505,131	388.56%	\$497,531
Construction	\$797,000	\$349,716	43.88%	\$330,128
TOTAL	\$927,000	\$854,847	92.22%	\$827,659

NOTES

All work is completed, and the Type 1 transfer is pending.



Monthly Infrastructure Sales Tax Project Report

Large Cap Projects

Data Date: 12/19/2024

Report Date: 12/31/2024

DESCRIPTION/TEAM

SCOPE

PHOTO

Project Title: FY2021 Sports Lighting Replacement

Project Number: T011
 BCC District: Multiple
 Delivery Method: Sports Field Lighting Annual
 Category: S12-Sports Lighting Replacement
 Status: Close Out
 Designer: JLRD Engineers
 Contractor: Various
 Project Manager: Charlene LaMattina

Caloosa Park Athletic Courts, Seminole Palms BF 1-8 & MPF 9-11, BASCR Tennis Courts, Carlin Park Tennis Courts, Veterans Park Tennis & Bball Courts, Dyer Park Basketball Courts, Lake Lytal Tball.

FY 2021 IST \$4,050,000.
 FY 2022 IST (\$301,000)



SCHEDULE SUMMARY

	Original	Actual
Project Start	6/29/2017	6/29/2017
Design Start	11/6/2020	11/6/2020
Design Completion	4/2/2021	4/2/2021
Final Completion	12/31/2022	8/31/2022
Bidding Package 1	6/14/2021	6/14/2021
Construction Start Package 1	4/11/2022	12/28/2021
Construction Completion	5/27/2022	3/14/2022
Bidding Package 2	6/2/2022	6/2/2022
Construction Start Package 3	1/27/2022	1/27/2022
Construction Completion Package2	1/28/2023	10/6/2022
Bidding Package 3	10/15/2021	10/15/2021
Construction Start Package 2	8/31/2022	8/31/2022
Construction Completion Package3	6/26/2022	6/24/2022

PARTICIPATION

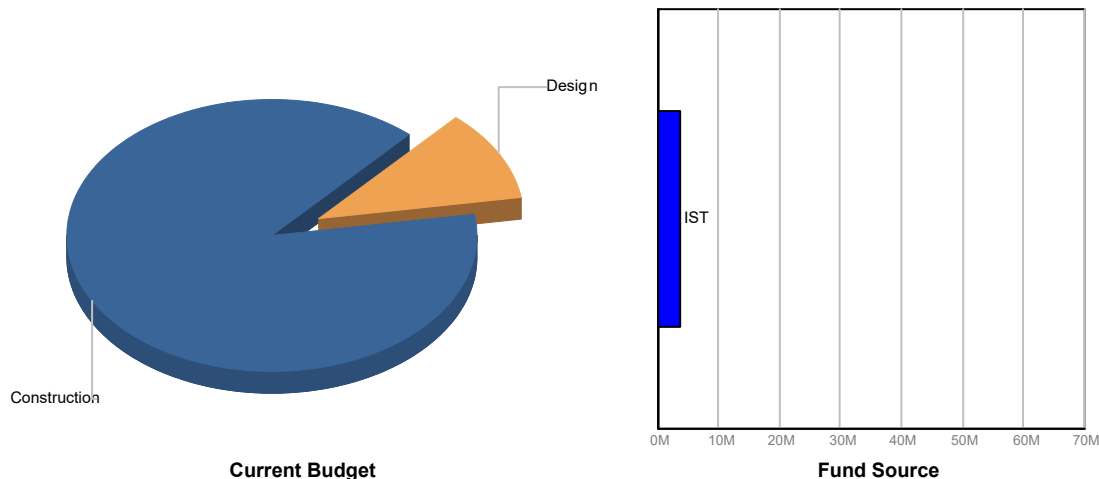
Consultant

- SBE 100%
- Local 100%
- WBE N/A
- MBE N/A

Contractor

- SBE 3.60%
- Local 100%
- WBE N/A
- MBE N/A

FUNDING



FINANCIAL SUMMARY

	Project Budget	Committed	% Committed	Paid To Date
	A	B	C=B/A	D
Design	\$405,000	\$275,842	68.11%	\$278,141
Construction	\$3,344,000	\$2,571,523	76.90%	\$2,567,718
TOTAL	\$3,749,000	\$2,847,365	75.95%	\$2,845,859

NOTES

All projects are complete and closed. Type 1 transfer being processed.



Monthly Infrastructure Sales Tax Project Report

Large Cap Projects

Data Date: 12/19/2024

Report Date: 12/31/2024

DESCRIPTION/TEAM

SCOPE

PHOTO

Project Title: FY 2018 Playground Replacements-Countywide
Project Number: T026
BCC District: Multiple
Delivery Method: Minor Construction Annual Contract
Category: P06-Playground Replacement
Status: Construction
Designer: Varies
Contractor: DW Recreation
Project Manager: Javier Torres

Replacement of Playgrounds: Okeeheelee (Alligator Playground), Loggerhead Picnic Area, Pioneer Park, Jupiter Farms, Buttonwood, Morikami Biwa Pavilion, Ocean Cay, Seminole Palms, Dubois, Carlin (W. Gumbo Limbo Playground & W. Playground), JPP. FY 2018 \$812,000, FY 2019 \$1,589,750, and FY2024 \$293,014.



SCHEDULE SUMMARY

	Original	Actual
Project Design Start	7/1/2020	7/1/2020
Phase I Substantial Completion	12/19/2022	11/10/2023
Phase II Construction Start	6/12/2023	
Phase I Completion	12/8/2023	12/8/2023
Phase III Start	3/8/2024	

PARTICIPATION

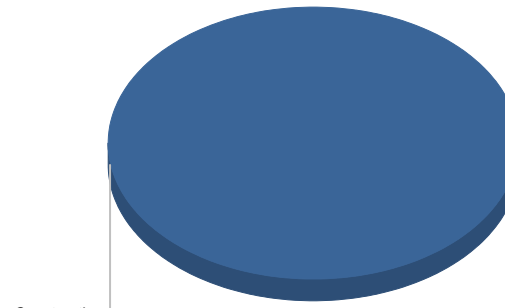
Consultant

SBE N/A
 Local N/A
 WBE N/A
 MBE N/A

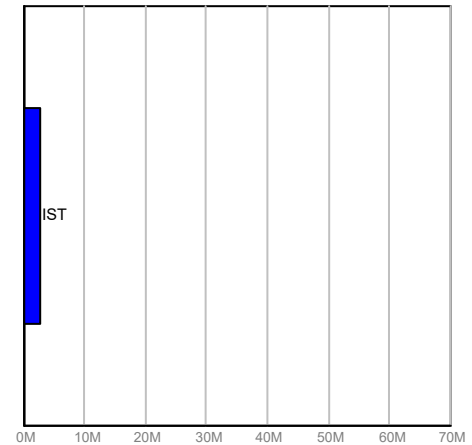
Contractor

SBE 95.5%
 Local 95.5%
 WBE N/A
 MBE N/A

FUNDING



Current Budget



Fund Source

FINANCIAL SUMMARY

	Project Budget	Committed	% Committed	Paid To Date
	A	B	C=B/A	D
Design	\$0	\$1,102,988	0.00%	\$1,102,988
Construction	\$2,694,764	\$59,781	2.22%	\$59,781
TOTAL	\$2,694,764	\$1,162,769	43.15%	\$1,162,769

NOTES

Phase I: Carlin/Jupiter Farms/Ocean Cay/& Dubois are complete. All playgrounds are open. Phase II: Loggerhead & Pioneer; Design completed & awaiting procurement. Phase III Okeeheelee: Conceptual design is completed. Additional funding is needed. Buttonwood, Morikami, Seminole Palms, and JPP: CID recieved proposal from consultant and under review CID.



Monthly Infrastructure Sales Tax Project Report

Large Cap Projects

Data Date: 12/19/2024

Report Date: 12/31/2024

DESCRIPTION/TEAM

SCOPE

PHOTO

Project Title: Bert Winters Park Redevelopment

Project Number: T041
 BCC District: 01
 Delivery Method: Annual Contract
 Category: E02-Existing Park Redevelopment or Expansion
 Status: Permitting
 Designer: Architecture Green
 Contractor: TBD
 Project Manager: Sunil Jagoo

Demolish former PBMI building, tennis courts, and playground. Remove lights and poles servicing Field 2. Renovate Baseball Field 1. Construct new regulation 220' x 360' multipurpose field. Construct new 30' x 60' rental pavilion. Construct new playground area. Renovate existing day use dock for public use. Construct new paved parking, curbing, landscaping, sidewalks and picnic areas. Install new underground infrastructure and site lighting. FY2019 IST \$200,000, FY2021 IST \$1,500,000, and FY2024 IST \$207,400
 \$200K FRDAP Phase II Redevelopment Grant (Construction)
 \$220K FIND Phase II Planning, Design and Permitting Costs
 \$1M FIND Phase II Redevelopment (Construction) – Application pending.



SCHEDULE SUMMARY

	Original	Actual
Project Start	8/22/2019	8/22/2019
Asbestos Report Initiated	8/23/2019	8/23/2019
Asbestos Report Completion	10/1/2019	10/1/2019
Demolition Start	11/12/2019	4/16/2020
Demolition Completion	12/5/2019	8/17/2020
Design Completion	7/1/2020	11/16/2022
Permitting Start(Dock)	7/15/2020	11/30/2022
Permitting Completion(Dock)	12/31/2020	3/29/2023
Permitting Start(Site)	4/9/2024	4/9/2024
IFQ Advertise	11/5/2024	11/5/2024
Addendum 2	12/3/2024	12/3/2024
Bid Due Extended	12/19/2024	

PARTICIPATION

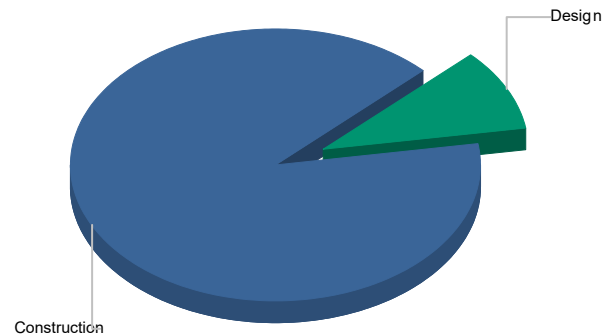
Consultant

SBE 89.28%
 Local 100%
 WBE N/A
 MBE N/A

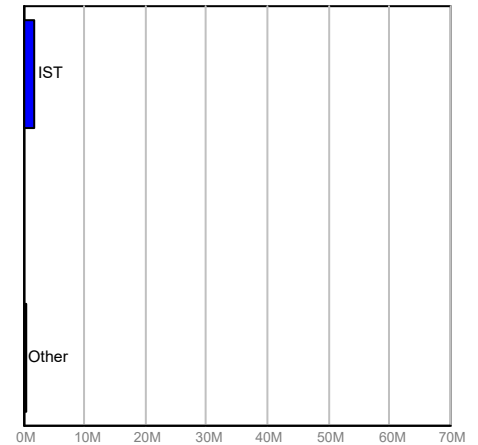
Contractor

SBE TBD
 Local TBD
 WBE TBD
 MBE TBD

FUNDING



Current Budget



Fund Source

FINANCIAL SUMMARY

	Project Budget	Committed	% Committed	Paid To Date
	A	B	C=B/A	D
Design	\$220,000	\$0	0.00%	\$0
Construction	\$2,058,188	\$777,139	37.76%	\$374,424
Other	\$0	\$15,345	0.00%	\$15,345
Contingency	\$0	\$270	0.00%	\$270
TOTAL	\$2,278,188	\$792,754	34.80%	\$390,039

NOTES

Only one contractor submitted a bid for this project. Awaiting an answer from Parks on whether to re-advertise or move forward with the single contractor.



Monthly Infrastructure Sales Tax Project Report

Large Cap Projects

Data Date: 12/19/2024

Report Date: 12/31/2024

DESCRIPTION/TEAM

SCOPE

PHOTO

Project Title: Aqua Crest Pool Facility Replacement

Project Number: T077
 BCC District: 07
 Delivery Method: CMR
 Category: A02-Aquatic Facility Repair and Replacement
 Status: Design
 Designer: Ohlson Lavoie Collaborative
 Contractor: TBD
 Project Manager: Javier Torres

The work consist of the design and renovation of the existing Aqua Crest pool facility. The scope includes but is not limited to: pool improvements such as leak detection, re-surface, lane marker replacement, filtration system replacement; pool deck renovations; demolition of wadding pool; new splash pad; relocation of ticketing booth, admin offices, guards room and weight's room; bathroom renovations; new shade structures and Marquee sign.
 FY 2019 IST: \$6,000,000
 FY 2022 IST: (\$5,000,000)
 FY 2023 IST: \$11,152,500
 FY 2024 IST: \$11,058,928



SCHEDULE SUMMARY

	Original	Actual
Pre-Scope meeting	2/20/2019	2/20/2019
Design Services Advertisement	6/17/2019	8/4/2019
Consultant BCC Approval	1/14/2020	5/5/2020
Design Start	1/21/2020	6/6/2023
Construction Start	3/9/2021	
Substantial Completion	3/8/2022	
Project Close-out	5/3/2022	

PARTICIPATION

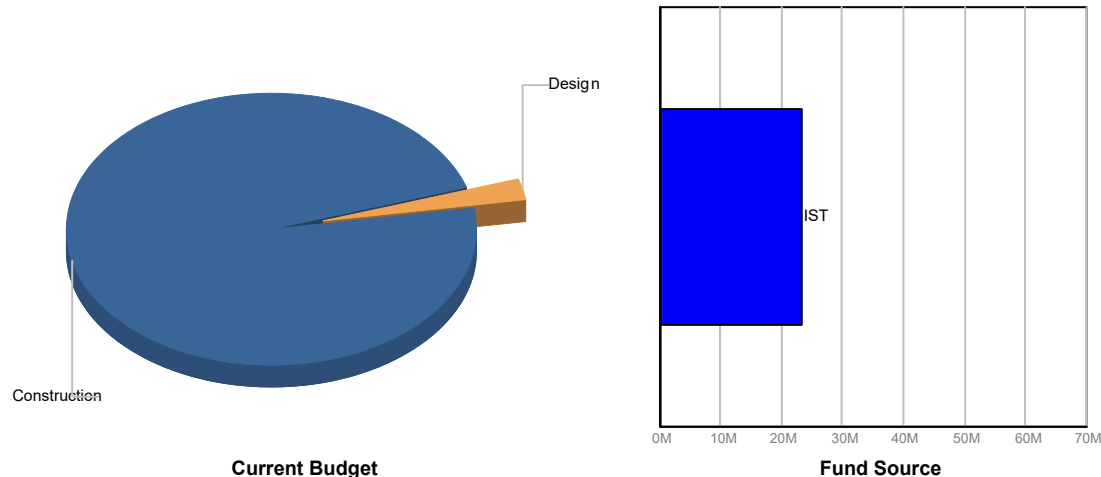
Consultant

SBE 20%
 Local 100%
 WBE N/A
 MBE N/A

Contractor

SBE TBD
 Local TBD
 WBE TBD
 MBE TBD

FUNDING



FINANCIAL SUMMARY

	Project Budget	Committed	% Committed	Paid To Date
	A	B	C=B/A	D
Design	\$600,000	\$1,676,381	279.40%	\$133,873
Construction	\$22,611,428	\$43,752	0.19%	\$43,752
TOTAL	\$23,211,428	\$1,720,133	7.41%	\$177,626

NOTES

OLC Architects & CID met with the PB School District (Mgr, Planning & Inter-Gov't Relations) to discuss current parking with the neighboring Plumosa School Arts. We learned that inter-agency agreements are in-place with the City of Delray Beach. OLC Arch's has started schematic design of Aqua Crest Pool to add competition pool, new locker facilities, life-guard admin. offices, & adding required parking spaces. FD&O completed the Pre-Application Meeting with City of Delray Beach for site constraints and parking requirements. We will be meeting with Park & Rec to determine priorities after we understand site analysis & constraints.



Monthly Infrastructure Sales Tax Project Report

Large Cap Projects

Data Date: 12/19/2024

Report Date: 12/31/2024

DESCRIPTION/TEAM

SCOPE

PHOTO

Project Title: Dyer Park Athletic Field Renovation

Replacement of existing grass field turf with synthetic turf on multi-purpose field 3, 4, & 5 as well as additional damaged area.
 Funded: FY 2020 \$6,000,000
 FY 2024 \$1,724,581



Project Number: T099
 BCC District: 07
 Delivery Method: Annual Contract
 Category: A06-Athletic Field Renovations
 Status: Construction
 Designer: Florida Transportation Engineering
 Contractor: LTG Sports Turf One
 Project Manager: David Polson

SCHEDULE SUMMARY

	Original	Actual
Begin Existing Site Surveys	1/29/2020	1/29/2020
Complete Existing Site Surveys	6/30/2020	5/29/2020
Finalization of Existing Site Surveys	8/30/2020	10/16/2020
Design RFP Proposals Due	9/4/2020	9/10/2020
Design RFP Final Selection	10/29/2020	10/29/2020
Consultant Contract Issuance	12/14/2020	4/20/2021
Design Completion	12/31/2021	10/23/2023
Turf Supplier RFP Proposal Due	4/30/2022	6/6/2023
Turf Contract GMP Executed	9/17/2024	9/17/2024
Turf Contract Substantial Completion	1/30/2026	

PARTICIPATION

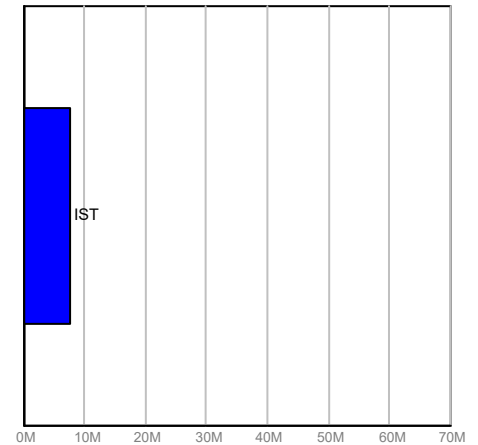
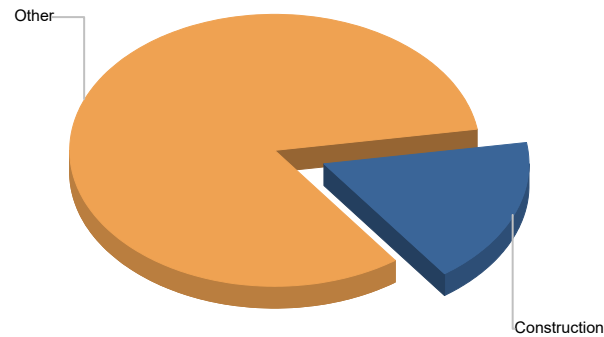
Consultant

- SBE 25%
- Local 25%
- WBE 0%
- MBE 6.13%

Contractor

- SBE N/A
- Local N/A
- WBE N/A
- MBE N/A

FUNDING



Current Budget

Fund Source

FINANCIAL SUMMARY

	Project Budget	Committed	% Committed	Paid To Date
	A	B	C=B/A	D
Construction	\$1,347,644	\$253,901	18.84%	\$221,821
Other	\$6,376,937	\$6,486,475	101.72%	\$91,301
TOTAL	\$7,724,581	\$6,740,375	87.26%	\$313,122

NOTES

The GMP package submitted on 7/30/2024 and was approved at the 9/17/2024 BCC meeting. Pre-construction kick-off meeting held 9/25/2024. OAC meetings held 1st and 3rd Wednesday at 10:00 AM. NTP issued October 21, 2024.



Monthly Infrastructure Sales Tax Project Report

Large Cap Projects

Data Date: 12/19/2024

Report Date: 12/31/2024

DESCRIPTION/TEAM

Project Title: Caloosa Park Athletic Field Renovation

Project Number: T100
 BCC District: 04
 Delivery Method: TBD
 Category: A06-Athletic Field Renovations
 Status: Construction
 Designer: Florida Transportation Engineering
 Contractor: LTG Sports Turf One
 Project Manager: David Polson

SCOPE

Replacement of existing grass field with synthetic turf on multi-purpose field 1 & 3 as well as converted from multi-purpose field 4 converted from softball.
 Funded: FY 2020 \$4,000,000 and FY 2024 \$3,812,826

PHOTO



SCHEDULE SUMMARY

	Original	Actual
Begin Existing Site Surveys	1/29/2020	1/29/2020
Complete Existing Site Surveys	6/30/2020	3/30/2020
Finalization of Existing Site Surveys	8/30/2020	6/7/2020
Design RFP Proposals Due	9/4/2020	9/10/2020
Design RFP Final Selection	10/29/2020	10/29/2020
Consultant Contract Issuance	12/14/2020	4/20/2021
Design Completion	12/31/2021	10/10/2023
Turf Supplier RFP Proposal Due	4/30/2023	6/6/2023
Turf Contract GMP Executed	9/18/2023	9/18/2024
Turf Contract Substantial Completion	1/30/2026	

PARTICIPATION

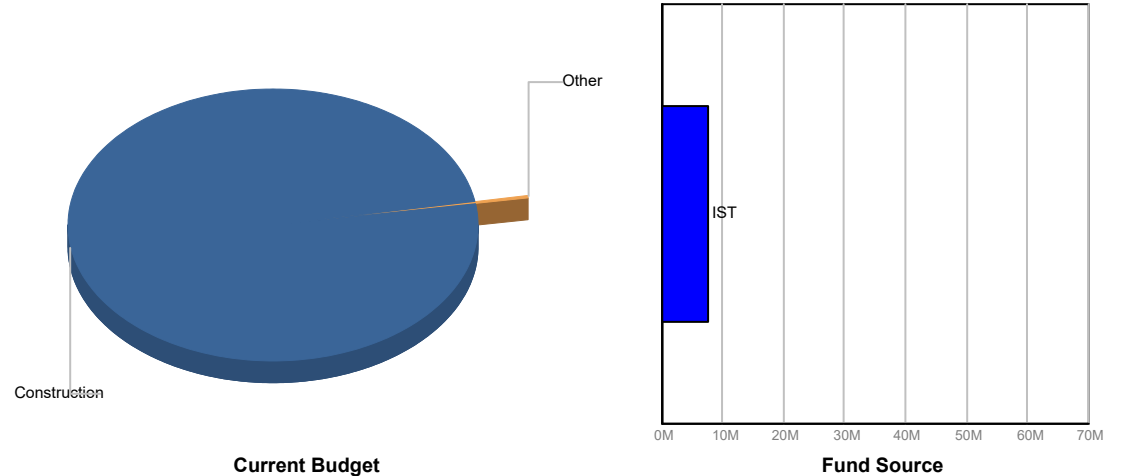
Consultant

- SBE 25%
- Local 25%
- WBE 0%
- MBE 6.13%

Contractor

- SBE N/A
- Local N/A
- WBE N/A
- MBE N/A

FUNDING



FINANCIAL SUMMARY

	Project Budget	Committed	% Committed	Paid To Date
	A	B	C=B/A	D
Construction	\$7,792,826	\$6,766,036	86.82%	\$201,194
Other	\$20,000	\$187,629	938.15%	\$160,100
TOTAL	\$7,812,826	\$6,953,665	89.00%	\$361,294

NOTES

The GMP package submitted on 7/30/2024 and was approved at the 9/17/2024 BCC meeting. Pre-construction kick-off meeting held 9/25/2024. OAC meetings held 1st and 3rd Wednesday at 10:00 AM. NTP issued October 21, 2024. Construction is under way at the softball field with grubbing and hand digging existing irrigation for relocation. Ground Penetrating Radar (GPR) has been completed.



Monthly Infrastructure Sales Tax Project Report

Large Cap Projects

Data Date: 12/19/2024

Report Date: 12/31/2024

DESCRIPTION/TEAM

SCOPE

PHOTO

Project Title: JPP Athletic Field Renovation

Replacement of existing grass field turf with synthetic turf on the Miracle League Field as well as short field multi-purpose field, converted from softball 1.
Funded: FY 2020 \$3,222,000 and FY2024 \$392,840



Project Number: T101
 BCC District: 03
 Delivery Method: TBD
 Category: A06-Athletic Field Renovations
 Status: Construction
 Designer: Florida Transportation Engineering
 Contractor: LTG Sports Turf One
 Project Manager: David Polson

SCHEDULE SUMMARY

	Original	Actual
Begin Existing Site Surveys	1/29/2020	1/29/2020
Complete Existing Site Surveys	6/30/2020	4/15/2020
Finalization of Existing Site Surveys	8/30/2020	10/15/2020
Design RFP Proposals Due	9/4/2020	9/10/2020
Design RFP Final Selection	10/29/2020	10/29/2020
Consultant Contract Issuance	12/14/2020	4/20/2021
Design Completion	12/31/2021	10/10/2023
Turf Supplier RFP Proposal Due	4/30/2022	6/6/2023
Turf Contract GMP Executed	9/17/2024	9/17/2024
Turf Contract Substantial Completion	1/30/2026	

PARTICIPATION

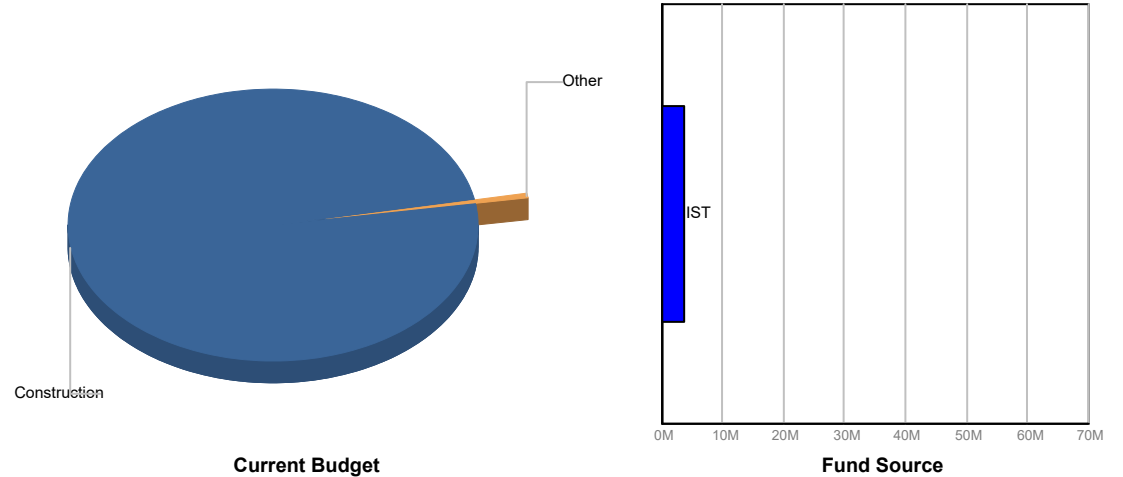
Consultant

- SBE 25%
- Local 25%
- WBE 0%
- MBE 6.13%

Contractor

- SBE N/A
- Local N/A
- WBE N/A
- MBE N/A

FUNDING



FINANCIAL SUMMARY

	Project Budget	Committed	% Committed	Paid To Date
	A	B	C=B/A	D
Construction	\$3,596,840	\$203,643	5.66%	\$191,258
Other	\$16,000	\$1,054,395	6,589.97%	\$3,525
TOTAL	\$3,612,840	\$1,258,038	34.82%	\$194,783

NOTES

The GMP package submitted on 7/30/2024 and was approved at the 9/17/2024 BCC meeting.
 Pre-construction kick-off meeting held 9/25/2024. OAC meetings held 1st and 3rd Wednesday at 10:00 AM. NTP issued October 21, 2024.



Monthly Infrastructure Sales Tax Project Report

Large Cap Projects

Data Date: 12/19/2024

Report Date: 12/31/2024


DESCRIPTION/TEAM

Project Title: Loggers Run Park Athletic Field Renovation
Project Number: T102
BCC District: 05
Delivery Method: TBD
Category: A06-Athletic Field Renovations
Status: Construction
Designer: Florida Transportation Engineering
Contractor: LTG Sports Turf One
Project Manager: David Polson

SCOPE

Replacement of existing grass field turf with synthetic turf on multi-purpose field 1 & 2.
 FY 2020 IST \$3,200,000
 FY 2022 IST (\$700,000)
 FY 2024 IST \$1,221,889

PHOTO



SCHEDULE SUMMARY

	Original	Actual
Begin Existing Site Surveys	1/29/2020	1/29/2020
Complete Existing Site Surveys	6/30/2020	3/16/2020
Finalization of Existing Site Surveys	8/30/2020	10/16/2020
Design RFP Proposals Due	9/4/2020	9/10/2020
Design RFP Final Selection	10/29/2020	10/29/2020
Consultant Contract Issuance	12/14/2020	4/20/2021
Design Completion	12/31/2021	10/10/2023
Turf Supplier RFP Proposal Due	4/30/2022	6/6/2023
Turf Contract GMP Executed	9/17/2024	9/17/2024
Turf Contract Substantial Completion	1/30/2026	

PARTICIPATION

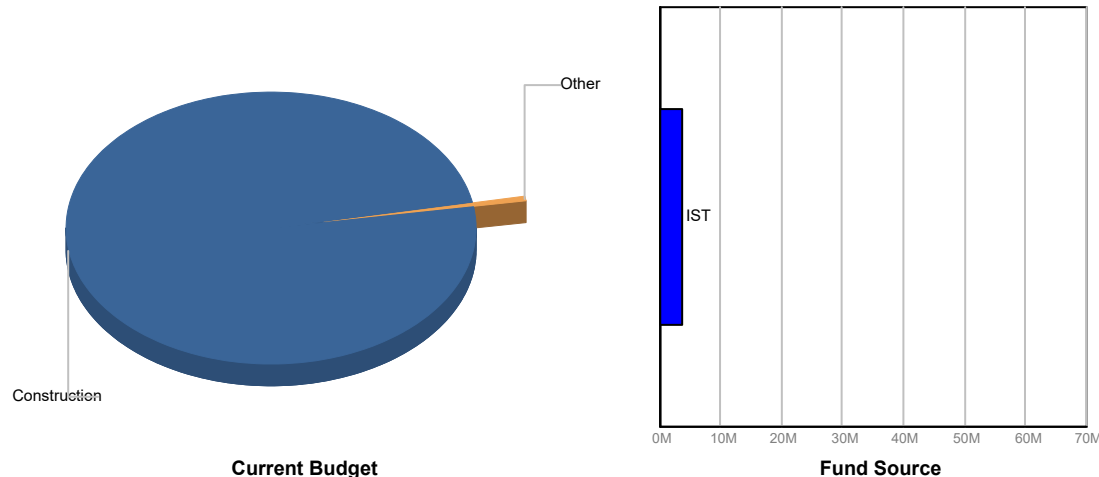
Consultant

- SBE 25%
- Local 25%
- WBE 0%
- MBE 6.13%

Contractor

- SBE N/A
- Local N/A
- WBE N/A
- MBE N/A

FUNDING



FINANCIAL SUMMARY

	Project Budget	Committed	% Committed	Paid To Date
	A	B	C=B/A	D
Construction	\$3,705,889	\$185,915	5.02%	\$145,063
Other	\$16,000	\$3,086,571	19,291.07%	\$47,679
TOTAL	\$3,721,889	\$3,272,486	87.93%	\$192,743

NOTES

The GMP package submitted on 7/30/2024 and was approved at the 9/17/2024 BCC meeting. Pre-construction kick-off meeting held 9/25/2024. OAC meetings held 1st and 3rd Wednesday at 10:00 AM. NTP issued October 21, 2024. Started first field on Oct. 23, 2024. GPR reports completed and Field #1 has rock installed and survey completed. Field #2 is now under construction with forming for the concrete curbs.



Monthly Infrastructure Sales Tax Project Report

Large Cap Projects

Data Date: 12/19/2024

Report Date: 12/31/2024

DESCRIPTION/TEAM

SCOPE

PHOTO

Project Title: Samuel Friedland District Park Expansion
Project Number: T103
BCC District: 06
Delivery Method: TBD
Category: A06-Athletic Field Renovations
Status: Construction
Designer: Florida Transportation Engineering
Contractor: LTG Sports Turf One
Project Manager: David Polson

Replacement of existing grass field turf with synthetic turf on multi-purpose field 9 & 10 as well as the open play field.
 Funded: FY 2020 \$3,000,000 and FY 2024 \$3,196,109



SCHEDULE SUMMARY

	Original	Actual
Begin Existing Site Surveys	1/20/2020	1/29/2020
Complete Existing Site Surveys	6/30/2020	2/28/2020
Finalization of Existing Site Surveys	8/30/2020	10/16/2020
Design RFP Proposals Due	9/4/2020	9/10/2020
Design RFP Final Selection	10/29/2020	10/29/2020
Consultant Contract Issuance	12/14/2020	4/20/2021
Design Completion	12/31/2021	10/10/2023
Turf Supplier RFP Proposal Due	4/30/2022	9/6/2023
Turf Contract GMP Executed	9/17/2024	9/17/2024
Turf Contract Substantial Completion	1/30/2026	

PARTICIPATION

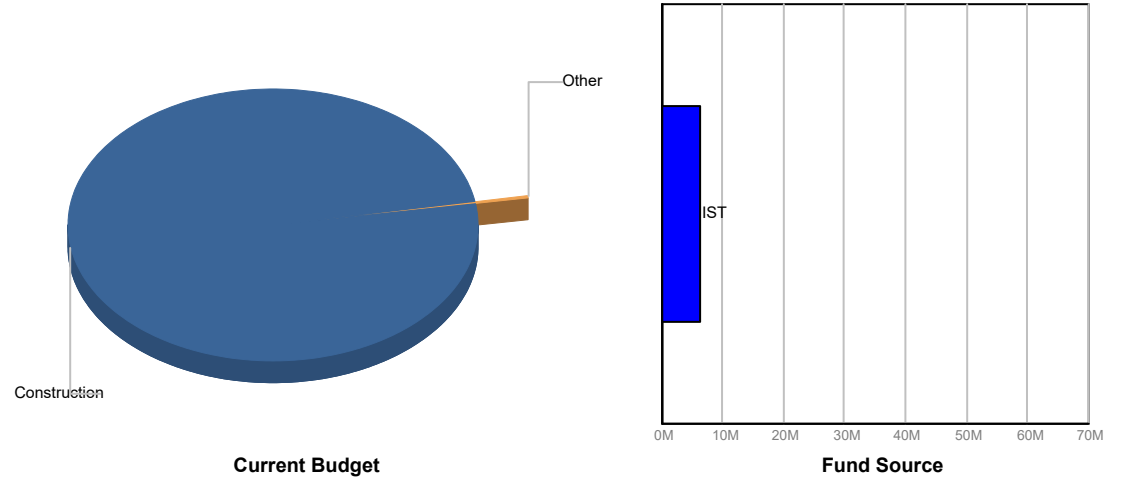
Consultant

- SBE 25%
- Local 25%
- WBE 0%
- MBE 6.13%

Contractor

- SBE N/A
- Local N/A
- WBE N/A
- MBE N/A

FUNDING



FINANCIAL SUMMARY

	Project Budget	Committed	% Committed	Paid To Date
	A	B	C=B/A	D
Construction	\$6,181,109	\$187,049	3.03%	\$150,637
Other	\$15,000	\$5,203,732	34,691.55%	\$14,867
TOTAL	\$6,196,109	\$5,390,781	87.00%	\$165,504

NOTES

The GMP package submitted on 7/30/2024 and was approved at the 9/17/2024 BCC meeting. Pre-construction kick-off meeting held 9/25/2024. OAC meetings held 1st and 3rd Wednesday at 10:00 AM. NTP issued October 21, 2024.



Monthly Infrastructure Sales Tax Project Report

Large Cap Projects

Data Date: 12/19/2024

Report Date: 12/31/2024

DESCRIPTION/TEAM

SCOPE

PHOTO

Project Title: Westgate Park Restroom and Athletic Field Renovation
Project Number: T110
BCC District: 07
Delivery Method: TBD
Category: E02-Existing Park Redevelopment or Expansion
Status: Construction
Designer: Florida Transportation Engineering
Contractor: LTG Sports Turf One
Project Manager: David Polson

Replacement of existing grass field turf with synthetic turf on multi-purpose field 1.
Funded:
 FY 2020 IST \$250,000
 FY 2022 IST \$1,750,000
 FY 2024 IST \$398,460



SCHEDULE SUMMARY

	Original	Actual
Begin Existing Site Surveys	1/29/2020	1/29/2020
Complete Existing Site Surveys	6/30/2020	6/1/2021
Finalization of Existing Site Surveys	8/30/2020	8/25/2021
Design RFP Proposals Due	9/4/2020	9/10/2020
Design RFP Final Selection	10/29/2020	10/29/2020
Consultant Contract Issuance	12/14/2020	4/20/2021
Design Completion	12/31/2021	10/10/2023
Turf Supplier RFP Proposal Due	4/30/2022	6/6/2023
Turf Contract GMP Executed	9/17/2024	9/17/2024
Turf Contract Substantial Completion	1/30/2026	

PARTICIPATION

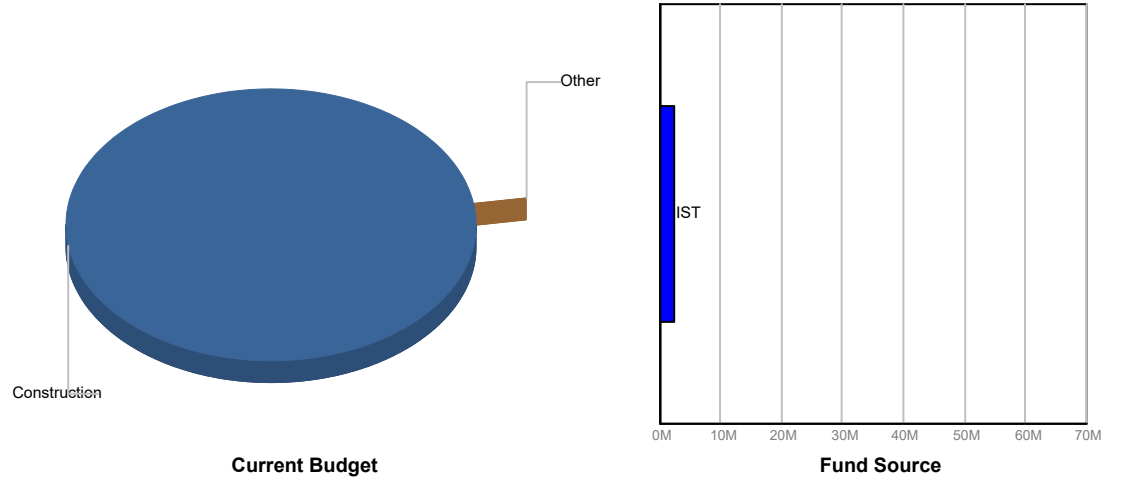
Consultant

- SBE 25%
- Local 25%
- WBE 0%
- MBE 6.13%

Contractor

- SBE N/A
- Local N/A
- WBE N/A
- MBE N/A

FUNDING



FINANCIAL SUMMARY

	Project Budget	Committed	% Committed	Paid To Date
	A	B	C=B/A	D
Construction	\$2,397,210	\$2,088,682	87.13%	\$162,218
Other	\$1,250	\$13,165	1,053.17%	\$0
TOTAL	\$2,398,460	\$2,101,847	87.63%	\$162,218

NOTES

The GMP package submitted on 7/30/2024 and was approved at the 9/17/2024 BCC meeting. Pre-construction kick-off meeting held 9/25/2024. OAC meetings held 1st and 3rd Wednesday at 10:00 AM. NTP issued October 21, 2024.




Monthly Infrastructure Sales Tax Project Report

Large Cap Projects

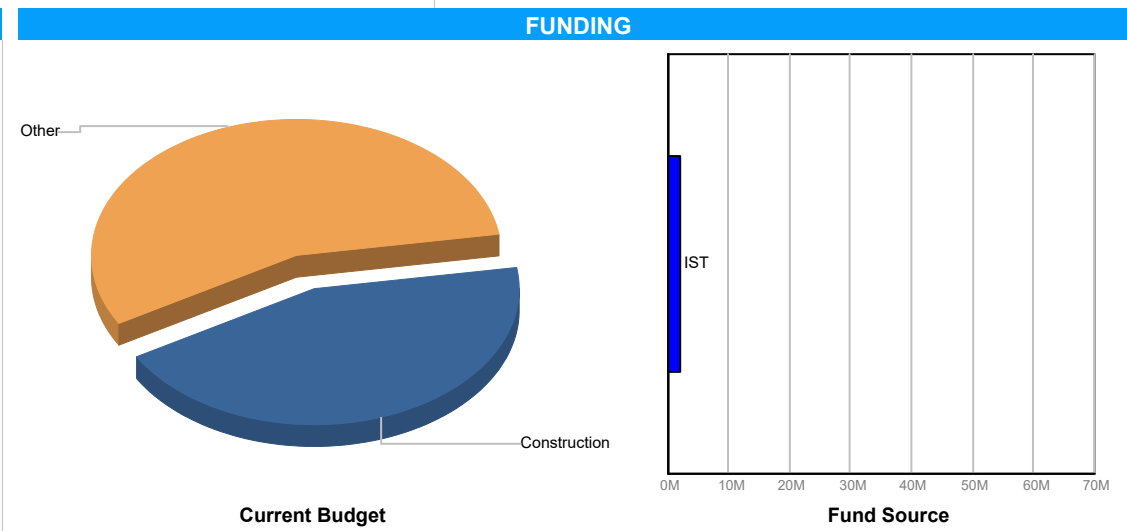
Data Date: 12/19/2024

Report Date: 12/31/2024

DESCRIPTION/TEAM	SCOPE	PHOTO
<p>Project Title: Dubois Park Var Historic Building Repair and Renovation</p> <p>Project Number: T111</p> <p>BCC District: 01</p> <p>Delivery Method: Annual Contract</p> <p>Category: P08-Public Building Repair Replacement & Expans</p> <p>Status: Construction</p> <p>Designer: N/A</p> <p>Contractor: Robling Architecture Construction</p> <p>Project Manager: Javier Torres/Benjamin Carroll</p>	<p>The project consists of relocating the Pineapple Packing House structure, wood framing repairs, roof replacement and new windows, doors, electrical and HVAC, as well as renovation to the Dubois House.</p> <p>IST FY 2020 - \$250,000</p> <p>IST FY 2021 - \$250,000</p> <p>IST FY 2022 - \$250,000</p> <p>IST FY 2023 - \$250,000</p> <p>IST FY 2024 - \$644,585</p> <p>IST FY 2025 - \$599,415</p>	

SCHEDULE SUMMARY		
	Original	Actual
Project Start	4/12/2021	4/12/2021
Project Completion	12/13/2021	

PARTICIPATION	
Consultant	
SBE	N/A
Local	N/A
WBE	N/A
MBE	N/A
Contractor	
SBE	10.46%
Local	100%
WBE	0%
MBE	0%



FINANCIAL SUMMARY				
	Project Budget	Committed	% Committed	Paid To Date
	A	B	C=B/A	D
Construction	\$992,750	\$298,596	30.08%	\$290,748
Other	\$1,251,250	\$69,913	5.59%	\$28,178
TOTAL	\$2,244,000	\$368,508	16.42%	\$318,926

NOTES

Pineapple House (\$400,000): Robling's work is complete. Processing final payment. Pioneer House: Project is in the process of closing out, and a change order is in progress. Proposal approved. CSA in progress. Dubois House: CID Contracts Specialist recommends waiting on the submittal until the consultant's annual contract renewal becomes effective in late January 2025.



Monthly Infrastructure Sales Tax Project Report

Large Cap Projects

Data Date: 12/19/2024

Report Date: 12/31/2024

DESCRIPTION/TEAM

SCOPE

PHOTO

Project Title: Canyon's District Park New Park Development
Project Number: T122
BCC District: 05
Delivery Method: Construction Manager at Risk
Category: N02-New Park Development
Status: Construction
Designer: Architecture Green
Contractor: Kaufman Lynn
Project Manager: David Polson

The project consists of the construction of a 52 acre Park south of Boynton Beach Blvd, along the west side of Acme Dairy Rd. with the Canyon Lakes Communities bordering the south and west limits of the site. The park will be constructed in two phases. Phase I will need to be completed in order to transfer the multi-purpose activities that currently take place on two existing soccer fields located to the west of the park. Once transferred the old soccer fields site will become the site of the new Canyon District Library. Impact Fees \$4,755,000
 FY 2021 IST \$12,000,000
 FY 2022 IST \$12,983,740
 FY 2024 IST \$20,000,000



SCHEDULE SUMMARY

	Original	Actual
GMP Approval-Phase I	1/14/2021	5/4/2021
Construction Start-Phase I	1/27/2021	1/4/2021
Substantial Completion-Phase I	1/27/2022	9/27/2024
Substantial Completion-Phase II	1/30/2026	
Construction Start-Phase II	3/4/2024	8/1/2024
GMP Approval Phase 2	7/2/2024	7/2/2024

PARTICIPATION

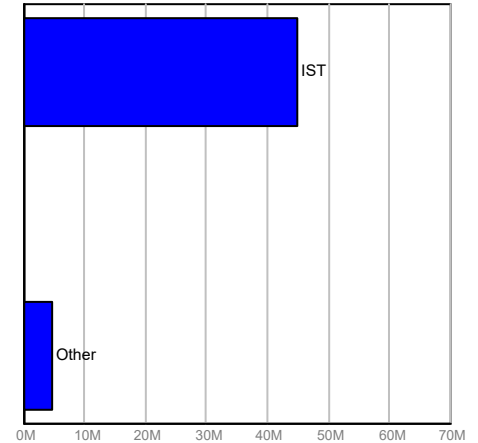
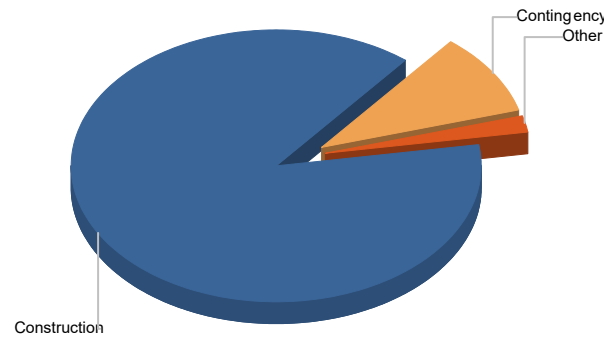
Consultant

- SBE 75.93%
- Local 100%
- WBE 21.41%
- MBE 0%

Contractor

- SBE 22.32%
- Local 100%
- WBE 22.32%
- MBE 22.32%

FUNDING



FINANCIAL SUMMARY

	Project Budget	Committed	% Committed	Paid To Date
	A	B	C=B/A	D
Design	\$0	\$105,606	0.00%	\$182,193
Construction	\$43,961,199	\$39,997,345	90.98%	\$13,283,028
Other	\$1,000,000	\$1,343,988	134.40%	\$1,223,233
Contingency	\$4,755,000	\$1,500,000	31.55%	\$1,500,000
TOTAL	\$49,716,199	\$42,946,939	86.38%	\$16,188,454

NOTES

All Phase 1 and 1A construction is complete; Phase 1 & 1A close-out is progressing, with the Phase 1A final pay application submitted on 6/26/2024. Phase 2 building permits were issued. The construction NTP was issued on 7/16/2024, with a commencement date of 8/1/2024. Ground breaking event conducted 9/30/2024. The Phase 2 construction kick-off meeting was held on 7/29/2024, with twice-monthly OAC meetings beginning on 9/10/2024. The CM is preparing to work on the approach from our project site which intersects with Acme Dairy Road on 12/26/24. Kimley-Horn to send 48 hour notice to PBC. Musco light poles bases are being installed, concrete is delivered as the forms get completed.



Monthly Infrastructure Sales Tax Project Report

Large Cap Projects

Data Date: 12/19/2024

Report Date: 12/31/2024

DESCRIPTION/TEAM

SCOPE

PHOTO

Project Title: Okeehetee Park South Expansion

Project Number: T125
 BCC District: 03
 Delivery Method: Annual Contract
 Category: E02-Existing Park Redevelopment or Expansion
 Status: Design
 Designer: Colome' & Associates, Inc.
 Contractor: TBD
 Project Manager: Javier Torres

Inclusion of new park amenities and accrual of funds for the development of a camping island, picnic island and RV park.
 FY21: \$1,000,000
 FY22: \$1,000,000
 FY24: \$452,010
 FY25: \$1,705,000



SCHEDULE SUMMARY

PARTICIPATION

FUNDING

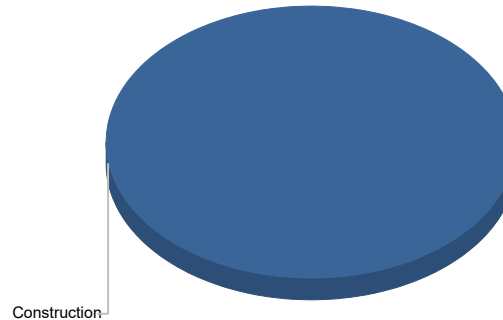
	Original	Actual
Start Date	9/9/2021	2/10/2025
Completion Date	5/31/2022	
Pre-Scope Meeting	11/6/2024	11/6/2024

Consultant

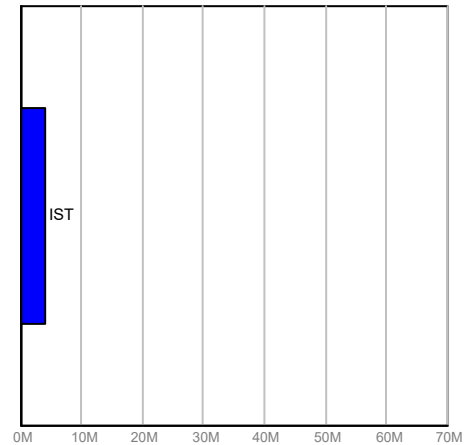
SBE N/A
 Local N/A
 WBE N/A
 MBE N/A

Contractor

SBE 100%
 Local 100%
 WBE 0%
 MBE 0%



Current Budget



Fund Source

FINANCIAL SUMMARY

NOTES

	Project Budget	Committed	% Committed	Paid To Date
	A	B	C=B/A	D
Construction	\$4,157,010	\$56,818	1.37%	\$56,818
TOTAL	\$4,157,010	\$56,818	1.37%	\$56,818

Awaiting the Consultant's annual contract renewal to submit services proposal.




Monthly Infrastructure Sales Tax Project Report

Large Cap Projects

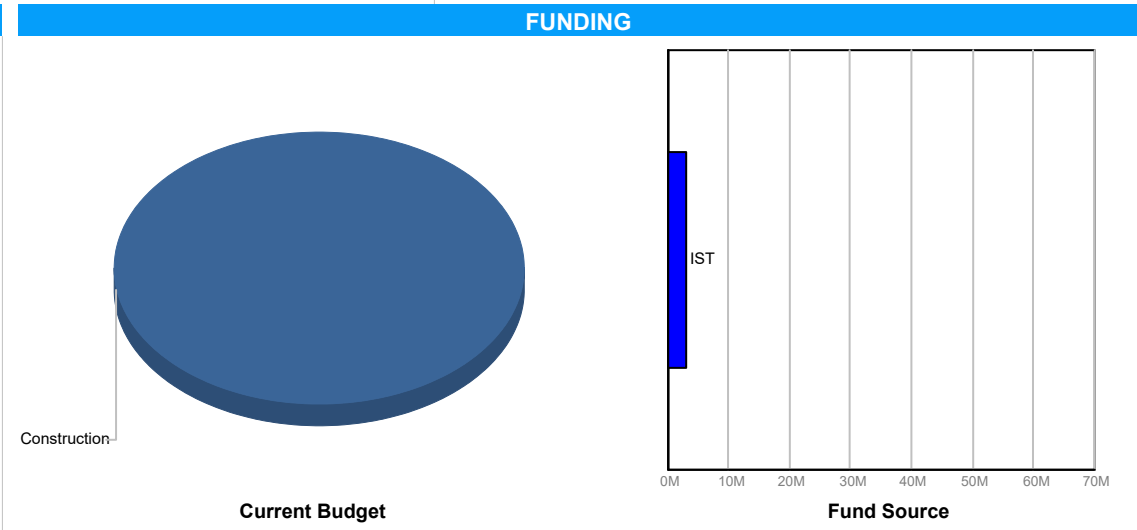
Data Date: 12/19/2024

Report Date: 12/31/2024

DESCRIPTION/TEAM	SCOPE	PHOTO
<p>Project Title: JPP Parks Division Office Building Addition</p> <p>Project Number: T174</p> <p>BCC District: 03</p> <p>Delivery Method: Annual Contract</p> <p>Category: P08-Public Building Repair Replacement & Expans</p> <p>Status: Design</p> <p>Designer: Colome' & Associates, Inc.</p> <p>Contractor: TBD</p> <p>Project Manager: Eric Chimienti</p>	<p>Permanent office space is needed to replace two (2) modular office trailers that have exceeded their useful life and are rotting . The addition would be to the current Parks Operations Administration building (trailers more than 20 years old - rotting).</p> <p>FY2023 \$750,000.00 FY2024 \$344,650.00 FY2025 \$2,075,000.00</p>	

SCHEDULE SUMMARY		
	Original	Actual
Preliminary Proposal	11/19/2024	1/6/2025

PARTICIPATION	
Consultant	
SBE	TBD
Local	TBD
WBE	TBD
MBE	TBD
Contractor	
SBE	TBD
Local	TBD
WBE	TBD
MBE	TBD



FINANCIAL SUMMARY				
	Project Budget	Committed	% Committed	Paid To Date
	A	B	C=B/A	D
Construction	\$3,169,650	\$1,703	0.05%	\$1,703
TOTAL	\$3,169,650	\$1,703	0.05%	\$1,703

NOTES

Received preliminary proposal from Colome and forwarded it to Parks for review.



Monthly Infrastructure Sales Tax Project Report

Large Cap Projects

Data Date: 12/19/2024

Report Date: 12/31/2024

DESCRIPTION/TEAM

SCOPE

PHOTO

Project Title: Glades Pioneer Park Athletic Field Renovation
Project Number: T175
BCC District: 06
Delivery Method: TBD
Category: A06-Athletic Field Renovations
Status: Permitting
Designer: Florida Transportation Engineering
Contractor: LTG Sports Turf One
Project Manager: David Polson

Athletic facility improvement to Glades Pioneer Park will allow for year-round use of football/soccer fields. High quality artificial surfacing will provide an excellent facility for youth and allow for minimal downtime for positive youth activities.
Funded:
 FY 2021 \$210,000
 FY 2023 \$1,009,000
 FY 2024 \$2,824,756



SCHEDULE SUMMARY

	Original	Actual
Begin Existing Site Surveys	1/29/2020	1/29/2020
Complete Existing Site Surveys	6/30/2020	5/18/2020
Finalization of Existing Site Surveys	8/30/2020	9/18/2020
Design RFP Final Selection	10/29/2020	10/29/2020
Consultant Contract Issuance	12/14/2020	9/17/2024
Design Completion	12/31/2021	10/10/2023
Turf Supplier RFP Proposal Due	4/30/2022	6/6/2023
Turf Supplier Contract Executed	9/8/2023	9/8/2023
Turf Contract GMP Executed	9/17/2024	9/17/2024
Turf Contract Substantial Completion	1/30/2026	

PARTICIPATION

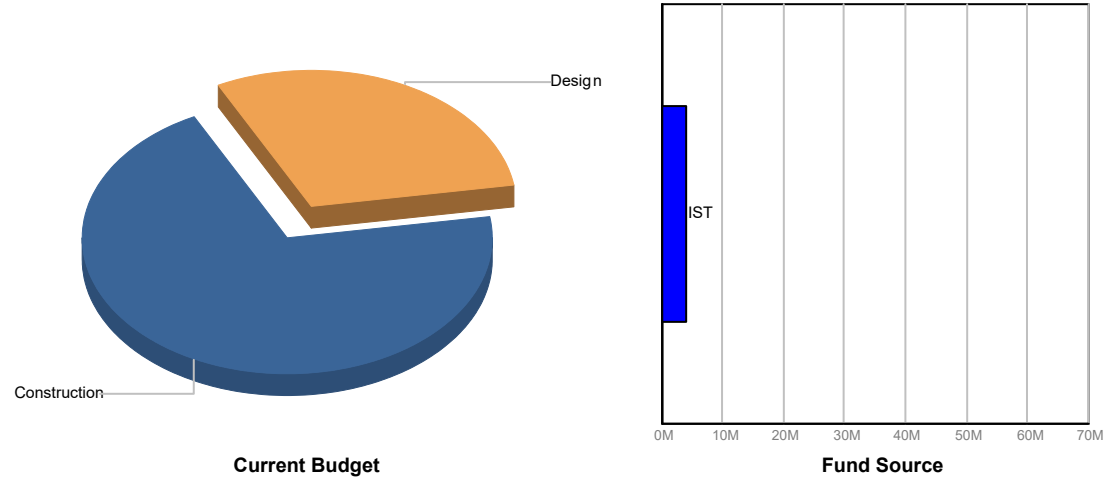
Consultant

- SBE 25%
- Local 25%
- WBE 0%
- MBE 6.13%

Contractor

- SBE N/A
- Local N/A
- WBE N/A
- MBE N/A

FUNDING



FINANCIAL SUMMARY

	Project Budget	Committed	% Committed	Paid To Date
	A	B	C=B/A	D
Design	\$1,213,709	\$188,934	15.57%	\$149,946
Construction	\$2,830,047	\$3,308,209	116.90%	\$1,406
TOTAL	\$4,043,756	\$3,497,143	86.48%	\$151,352

NOTES

The GMP package submitted on 7/30/2024 was approved at the 9/17/2024 BCC meeting. Pre-construction kick-off meeting held 9/25/2024. OAC meetings held 1st and 3rd Wednesday at 10:00 AM. NTP issued October 21, 2024.



Monthly Infrastructure Sales Tax Project Report

Large Cap Projects

Data Date: 12/19/2024

Report Date: 12/31/2024

DESCRIPTION/TEAM

SCOPE

PHOTO

Project Title: North County Pool Facility Repairs and Renovation
Project Number: T176
BCC District: 01
Delivery Method: Annual Contract
Category: A02-Aquatic Facility Repair and Replacement
Status: Design
Designer: Architecture Green
Contractor: TBD
Project Manager: Rich Carlton

Public aquatic facility overdue for large scale capital repair and renovation - renovations would include restroom/locker-room renovation, resurfacing and coping repairs, baby pool replacement with water feature and shade structures. We receive many public complaints about the structural design of and capital condition of the restrooms.

 FY2023 \$2,062,000.00 and FY2024 \$251,564.00



SCHEDULE SUMMARY

	Original	Actual
Pre-scope walk through	5/23/2023	6/2/2023
Phase 1 Design Start: Pool Renovations	2/16/2024	2/16/2024
Phase 2 Design: Restrooms/Lockers	6/24/2024	7/31/2024
Permit-TBD		
Construction Start-TBD		

PARTICIPATION

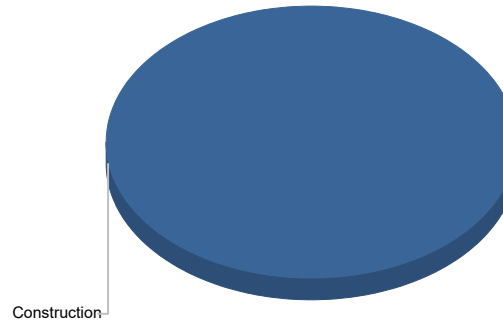
Consultant

SBE 100%
 Local 100%
 WBE 2%
 MBE 0%

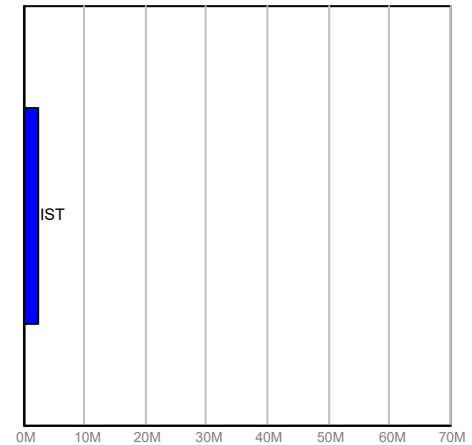
Contractor

SBE TBD
 Local TBD
 WBE TBD
 MBE TBD

FUNDING



Current Budget



Fund Source

FINANCIAL SUMMARY

	Project Budget	Committed	% Committed	Paid To Date
	A	B	C=B/A	D
Construction	\$2,313,564	\$594,349	25.69%	\$162,796
TOTAL	\$2,313,564	\$594,349	25.69%	\$162,796

NOTES

Construction schematic design was received and distributed for comments. Interior designer meeting was held during OAC to determine finishes with user to provide final approval. CM rough order of magnitude cost estimate revised per CID direction, has been received and overall project budget is being developed. Proposed project schedule under review.



Monthly Infrastructure Sales Tax Project Report

Large Cap Projects

Data Date: 12/19/2024

Report Date: 12/31/2024

DESCRIPTION/TEAM

SCOPE

PHOTO

Project Title: Coconut Cove Waterpark Facility Repairs and Renovation
Project Number: T177
BCC District: 05
Delivery Method: Annual Contract
Category: A02-Aquatic Facility Repair and Replacement
Status: Design
Designer: TBD
Contractor: TBD
Project Manager: Eric Chimienti

Repairs and renovations include replacement of play structure in zero depth playground, restroom refurbishment, replace old leaking concession tiki hut with a concession building, classroom and birthday party room renovation, replace old chairs/deck lounge chairs. Upgrades are necessary to maintain business operations and no loss in revenue.
 IST Funded: FY2023\$1,449,000.00 and FY2024 \$176,778



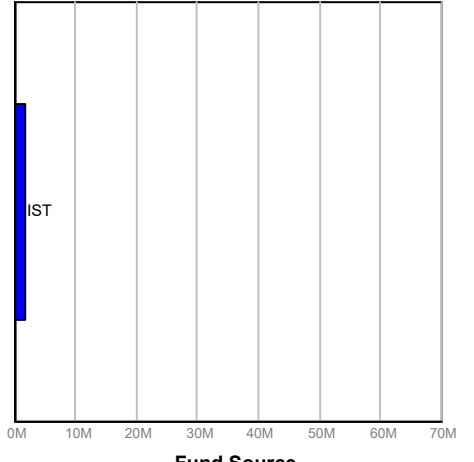
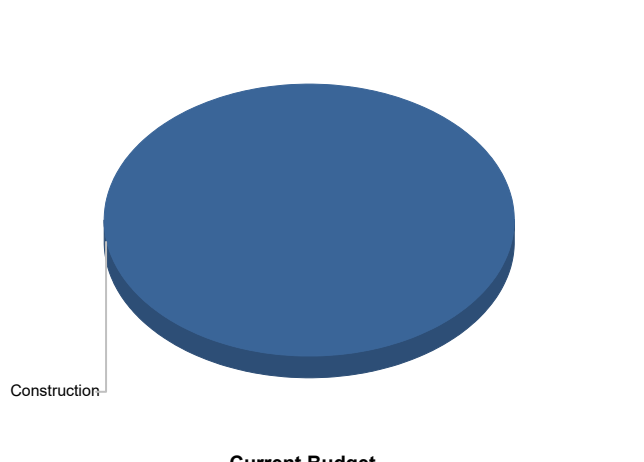
SCHEDULE SUMMARY

PARTICIPATION

FUNDING

	Original	Actual
TBD		

- Consultant**
- SBE TBD
 - Local TBD
 - WBE TBD
 - MBE TBD
- Contractor**
- SBE TBD
 - Local TBD
 - WBE TBD
 - MBE TBD



FINANCIAL SUMMARY

NOTES

	Project Budget	Committed	% Committed	Paid To Date
	A	B	C=B/A	D
Construction	\$1,625,778	\$3,291	0.20%	\$3,291
TOTAL	\$1,625,778	\$3,291	0.20%	\$3,291

Awaiting the proposal from Song & Associates. They are currently gathering proposals from their sub-consultants.



Monthly Infrastructure Sales Tax Project Report

Large Cap Projects

Data Date: 12/19/2024

Report Date: 12/31/2024

DESCRIPTION/TEAM

SCOPE

PHOTO

Project Title: Acreage Community Park Expansion

Project Number: T203
 BCC District: 06
 Delivery Method: TBD
 Category: E02-Existing Park Redevelopment or Expansion
 Status: Design
 Designer: Cotleur & Hearing
 Contractor: LandTek
 Project Manager: ITID/Bob Hamilton

The project originally consisted of construction of a community/recreation center within Acreage Community Park. The project as now proposed consists of a synthetic turf multi-purpose field, state park, equestrian drop-off area and support infrastructure.
 IST FY23 \$3,000,000



SCHEDULE SUMMARY

PARTICIPATION

FUNDING

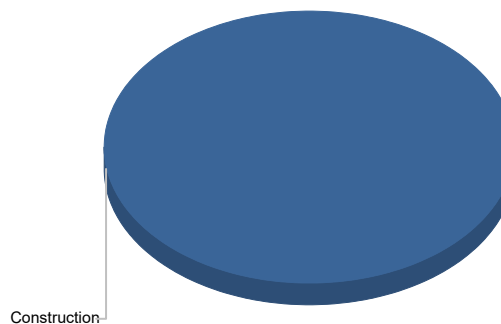
	Original	Actual
Project Start	10/21/2021	10/7/2024

Consultant

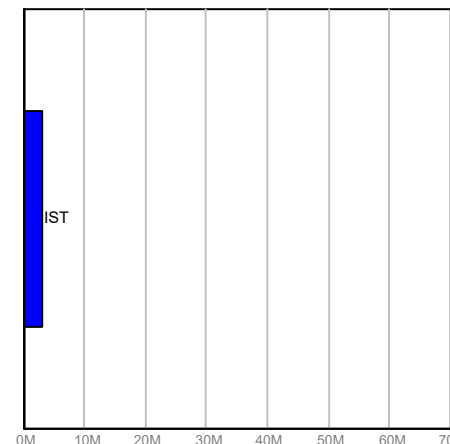
- SBE N/A
- Local N/A
- WBE N/A
- MBE N/A

Contractor

- SBE N/A
- Local N/A
- WBE N/A
- MBE N/A



Current Budget



Fund Source

FINANCIAL SUMMARY

NOTES

	Project Budget	Committed	% Committed	Paid To Date
	A	B	C=B/A	D
Design	\$0	\$0	0.00%	\$0
Construction	\$3,000,000	\$0	0.00%	\$0
Other	\$0	\$0	0.00%	\$0
TOTAL	\$3,000,000	\$0	0.00%	\$0

The permitting process is underway according to ITID's timeline.