

**PALM BEACH COUNTY
INFRASTRUCTURE SURTAX REVENUES
As of August 08, 2018**

| | Interest | Sales Tax | TOTAL | BUDGET | Overage/(Shortfall) |
|--------------------|-----------------|-------------------|-------------------|-------------------|---------------------|
| FY 2017 | \$ 185,642.45 | \$ 57,708,049.23 | \$ 57,893,691.68 | \$ 50,398,384.00 | \$ 7,495,307.68 |
| FY 2018 | 871,526.46 | 57,026,367.87 | 57,897,894.33 | \$ 68,804,213.00 | |
| FY 2019 | | | - | | |
| FY 2020 | | | - | | |
| FY 2021 | | | - | | |
| FY 2022 | | | - | | |
| FY 2023 | | | - | | |
| FY 2024 | | | - | | |
| FY 2025 | | | - | | |
| FY 2026 | | | - | | |
| FY 2027 | | | - | | |
| Cummulative | \$ 1,057,168.91 | \$ 114,734,417.10 | \$ 115,791,586.01 | \$ 119,202,597.00 | \$ 7,495,307.68 |

SURTAX - RVSC 3520

| FISCAL YEAR 2018 | | | | | |
|------------------|-------|----------------------|----------------------|--------------------------|----------------|
| 3520 | | BUDGETED | ACTUAL | SURPLUS / (SHORTFALL) | % of Budget |
| REVENUE | MONTH | | | | |
| OCT | 1 | 5,399,789.71 | 6,051,591.61 | 651,801.90 | 8.9% |
| NOV | 2 | 5,270,589.08 | 6,526,804.09 | 1,256,215.01 | 9.6% |
| DEC | 3 | 5,690,354.91 | 7,687,306.98 | 1,996,952.07 | 11.3% |
| JAN | 4 | 6,946,920.95 | 6,517,164.00 | -429,756.95 | 9.5% |
| FEB | 5 | 5,767,431.69 | 6,508,799.77 | 741,368.08 | 9.5% |
| MAR | 6 | 5,791,585.21 | 7,211,112.64 | 1,419,527.43 | 10.6% |
| APR | 7 | 6,394,914.25 | 6,333,602.78 | -61,311.47 | 9.3% |
| MAY | 8 | 5,750,981.52 | 5,888,356.37 | 137,374.85 | 8.6% |
| JUN | 9 | 5,550,194.76 | | | 0.0% |
| JUL | 10 | 5,302,771.24 | | | 0.0% |
| AUG | 11 | 5,274,543.59 | | | 0.0% |
| SEP | 12 | 5,174,136.08 | | | 0.0% |
| Q1 Adj | 13 | | 2,069,612.13 | 2,069,612.13 | 3.0% |
| Q2 Adj | 14 | | 2,232,017.50 | 2,232,017.50 | 3.3% |
| Q3 Adj | 15 | | | | 0.0% |
| Q4 Adj | 16 | | | | 0.0% |
| | | <u>68,314,213.00</u> | <u>57,026,367.87</u> | <u>10,013,800.54</u> | |

VARIANCE
FROM PRIOR
YEAR

| |
|-------|
| 10.0% |
| 6.3% |
| 6.2% |
| 5.5% |
| 2.3% |
| 65.3% |

| FISCAL YEAR 2017 | | | | |
|------------------|----------------------|----------------------|--------------------------|----------------|
| | BUDGETED | ACTUAL | SURPLUS / (SHORTFALL) | % of Actual |
| OCT | | | | |
| NOV | | | | |
| DEC | | | | |
| JAN | 6,738,982.54 | 5,923,788.81 | -815,193.73 | 10.3% |
| FEB | 5,594,798.29 | 6,122,440.87 | 527,642.58 | 10.6% |
| MAR | 5,618,228.83 | 6,788,738.74 | 1,170,509.91 | 11.8% |
| APR | 6,203,498.76 | 6,001,540.71 | -201,958.05 | 10.4% |
| MAY | 5,578,840.51 | 5,758,607.95 | 179,767.44 | 10.0% |
| JUN | 5,384,063.80 | 5,583,373.23 | 199,309.43 | 9.7% |
| JUL | 5,144,046.26 | 5,562,231.92 | 418,185.66 | 9.6% |
| AUG | 5,116,663.54 | 5,362,850.97 | 246,187.43 | 9.3% |
| SEP | 5,019,261.48 | 5,376,057.77 | 356,796.29 | 9.3% |
| Q1 Adj | | | | |
| Q2 Adj | | 1,350,568.13 | 1,350,568.13 | 2.3% |
| Q3 Adj | | 1,976,250.59 | 1,976,250.59 | 3.4% |
| Q4 Adj | | 1,901,599.54 | 1,901,599.54 | 3.3% |
| | <u>50,398,384.00</u> | <u>57,708,049.23</u> | <u>7,309,665.23</u> | <u>100.0%</u> |

2017 Collected vs. Budgeted

114.5%



Palm Beach County Infrastructure Sales Tax Program

Program Summary

Data Date: 07/19/2018

| Project # | Description | Original Budget | Amended Budget | Committed Costs | Expended Costs |
|---|--|--------------------|--------------------|---------------------|---------------------|
| Engineering | | | | | |
| 1 | Belvedere Rd. Canal Piping | 1,000,000 | 1,000,000 | | |
| 10 | Bridge Modifications | 12,200,000 | 12,200,000 | \$280,715 | \$113,455 |
| 17 | Bridge Replacements | 31,200,000 | 31,200,000 | \$264,535 | \$169,349 |
| 1 | CR 880 Canal Bank Stabilization | 5,000,000 | 5,000,000 | \$1,494,762 | \$838,271 |
| 4 | Drainage (Pipe Replacements) | 3,000,000 | 2,913,014 | \$921,823 | \$532,719 |
| 8 | Drainage Improvements | 25,000,000 | 25,000,000 | | |
| 8 | Pathways | 5,000,000 | 5,000,000 | \$1,783 | \$1,783 |
| 121 | Resurfacing | 77,600,000 | 76,005,381 | \$15,168,453 | \$10,617,003 |
| 29 | Signals and Signal Systems | 15,000,000 | 17,450,000 | \$242,657 | \$31,477 |
| 86 | Street Lighting | 12,000,000 | 10,050,000 | \$24,032 | \$18,196 |
| 27 | Striping | 9,000,000 | 9,075,000 | \$1,221,362 | \$892,552 |
| 1 | Department Reserves | 0 | 1,106,605 | | |
| Total for Engineering: | | 196,000,000 | 196,000,000 | \$19,620,123 | \$13,214,806 |
| Facilities Development & Operations | | | | | |
| 8 | General Government Facilities | 95,922,200 | 95,922,200 | \$869,341 | \$847,444 |
| 2 | Housing | 31,200,000 | 31,200,000 | \$23,258 | \$23,258 |
| 3 | Judicial | 74,026,527 | 74,026,527 | \$72,485 | \$72,485 |
| 4 | Sheriff | 42,188,397 | 42,188,397 | \$8,859,848 | \$8,859,848 |
| 8 | Sheriff - FDO | 144,702,000 | 144,702,000 | \$17,811,785 | \$806,979 |
| 1 | Department Reserves | 0 | 0 | | |
| Total for Facilities Development & Operations: | | 388,039,124 | 388,039,124 | \$27,636,717 | \$10,610,014 |
| Parks and Recreation | | | | | |
| 7 | Aquatic Facility Repair and Replacement | 17,144,500 | 17,144,500 | \$627,169 | \$321,274 |
| 32 | Asphalt Paving & Striping | 990,550 | 990,550 | \$288,000 | \$288,000 |
| 7 | Athletic Field Renovations | 22,820,000 | 20,320,000 | \$11,658 | \$11,658 |
| 3 | Bridge or Boardwalk Replacement | 535,000 | 475,000 | \$25,303 | \$25,303 |
| 6 | Existing Park Redevelopment or Expansion | 13,400,000 | 13,400,000 | \$270 | \$270 |
| 1 | Fencing Replacement | 500,000 | 500,000 | | |
| 3 | Fresh Water Boat Ramps | 1,050,000 | 1,050,000 | | |
| 6 | Group Pavilion Replacement | 1,200,000 | 1,200,000 | \$202 | \$202 |
| 3 | New Park Development | 22,900,000 | 22,900,000 | \$8,972 | \$8,172 |
| 15 | Parking Lot Lighting Replacement | 3,202,000 | 3,202,000 | | |
| 33 | Playground Replacement | 2,260,000 | 2,252,052 | \$334,004 | \$326,037 |
| 22 | Public Building Repair Replacement & Expansion | 21,330,000 | 23,830,000 | \$4,180 | \$4,180 |
| 12 | Restroom Replacement | 3,690,000 | 3,690,000 | \$65,399 | \$65,399 |
| 13 | Sanitary Sewer/Septic Systems | 950,000 | 1,000,000 | \$61,993 | \$36,895 |
| 6 | Sport Court Replacement/ Resurfacing | 1,517,000 | 1,517,000 | \$12,364 | \$12,364 |
| 30 | Sports Lighting Replacement | 11,850,000 | 11,850,000 | \$115,394 | \$105,091 |
| 1 | Department Reserves | 0 | 17,948 | | |
| Total for Parks and Recreation: | | 125,339,050 | 125,339,050 | \$1,554,909 | \$1,204,847 |

| Project # | Description | Original Budget | Amended Budget | Committed Costs | Expended Costs |
|-----------|-------------|-----------------|----------------|-----------------|----------------|
|-----------|-------------|-----------------|----------------|-----------------|----------------|

| | | | | | |
|----------------|--|--|--|--|--|
| Program | | | | | |
|----------------|--|--|--|--|--|

| | | | | | |
|---------------------------|---------------------|----------|----------|--|--|
| 1 | Department Reserves | 0 | 0 | | |
| Total for Program: | | 0 | 0 | | |

| | | | | | |
|----------------------|--|--------------------|--------------------|---------------------|---------------------|
| Grand Totals: | | 709,378,174 | 709,378,174 | \$48,811,749 | \$25,029,667 |
|----------------------|--|--------------------|--------------------|---------------------|---------------------|



Palm Beach County Infrastructure Sales Tax Program Project Tracking

FY 2017 Projects

| Project Name | Category |
|--------------|----------|
|--------------|----------|

Engineering

Started Projects

| | |
|--|---------------------------------|
| Lake Osborne Dr. over Lake Bass Canal | Bridge Modifications |
| Palm Beach Lakes Blvd over FEC R/R | Bridge Modifications |
| Smith Sundry Rd. over LWDD Lat. 33 Canal | Bridge Modifications |
| Kudza Rd. over LWDD Lat. 8 Canal | Bridge Replacements |
| Prairie Rd. over LWDD Lat. 8 Canal | Bridge Replacements |
| CR 880 Canal Bank Stabilization | CR 880 Canal Bank Stabilization |
| Brown's Farms Road | Resurfacing |
| CR 880 | Resurfacing |
| Sections of Clint Moore Road | Striping |
| Sections of Congress Avenue | Striping |
| Sections of Gateway Blvd. | Striping |
| Sections of Hagen Ranch Road | Striping |
| Sections of Jog Road | Striping |
| Sections of Military Trail | Striping |
| Sections of Old Dixie Hwy. | Striping |
| Sections of Palm Beach Lakes Blvd. | Striping |
| Sections of Seacrest Blvd. | Striping |

Future Projects

None

Completed Projects

| | |
|---|------------------------------|
| Sections of Kirk Road | Drainage (Pipe Replacements) |
| CR A1A from Donald Ross Rd. to Marcinski | Resurfacing |
| Gun Club Rd. from Jog Rd. to Congress Ave. | Resurfacing |
| Haverhill Rd. from Okeechobee Blvd. to Roebuck Rd. | Resurfacing |
| Lantana Rd. from west of SR7 to Turnpike | Resurfacing |
| Military Trail from PGA Blvd. to Donald Ross Rd. | Resurfacing |
| Woolbright Road from Military Trail to Lawrence Road | Resurfacing |

Facilities Development & Operations

Started Projects

| | |
|--|-------------------------------|
| Countywide ADA Renovations | General Government Facilities |
| Countywide Radio Replacement | General Government Facilities |
| Housing Units for Homeless, Extremely Low Income, & Low Income | Housing |
| Courthouse Electronics System R&R/Command Center | Judicial |
| Radios Replacement | Sheriff |
| Evidence Building | Sheriff - FDO |
| Headquarters R&R | Sheriff - FDO |
| Main Detention Center Electronics | Sheriff - FDO |

Future Projects

None

Completed Projects

None



Palm Beach County Infrastructure Sales Tax Program Project Tracking

FY 2017 Projects

| Project Name | Category |
|-----------------------------|----------|
| Parks and Recreation | |

Started Projects

| | |
|---|---|
| Lake Lytal Aquatic Center Replace Public Aquatic Facility(Lake Lytal Pool Santaluces Pool Facility Renovation Community Park New Development Playground Replacement - Countywide Lake Lytal Park Activity Building Playground Replacement Sunset Cove Amphitheater Sound System Replacement Canal Point Community Center Septic System Replacement Loxahatchee Groves Septic System Replacement Kreusler Park Restroom Replacement Sports Lighting Replacement - Countywide FY17 | Aquatic Facility Repair and Replacement Aquatic Facility Repair and Replacement New Park Development Playground Replacement Playground Replacement Public Building Repair Replacement and Expansion Sanitary Sewer and Septic System Replacement Sanitary Sewer and Septic System Replacement Restroom Replacement Sports Lighting Replacement |
|---|---|

Future Projects

| | |
|--|---|
| Therapeutic Recreation Pool Resurfacing Buttonwood Park Athletic Field Renovation | Aquatic Facility Repair and Replacement Athletic Field Renovations |
|--|---|

Completed Projects

| | |
|--|--|
| West Boynton Park Playground Surface Replacement JPP Osborne Boundless Playground Surface Replacement | Playground Replacement Playground Replacement |
|--|--|



Palm Beach County Infrastructure Sales Tax Program Project Tracking

FY 2018 Projects

| Project Name | Category |
|--------------------|----------|
| Engineering | |

Started Projects

| | |
|---|------------------------------|
| Sections of Randolph Siding Rd. | Drainage (Pipe Replacements) |
| Various other locations Countywide | Drainage (Pipe Replacements) |
| Hood Road from Briarlake Dr. to W. of Turnpike | Pathways |
| Cannon Gate (residential roads) | Resurfacing |
| Congress Ave. from Lake Ida Rd. to Summit Dr. | Resurfacing |
| Congress Ave. from Miner Rd. to south of Hypoluxo Rd. | Resurfacing |
| Community Dr. from Haverhill Rd. to Military Trail | Resurfacing |
| Duda Extension from C.R. 880 to Gator Blvd. | Resurfacing |
| Military Tr. from Hypoluxo Rd. to Lake Worth Rd. | Resurfacing |
| Military Trail from County Line to Palmetto Park Rd | Resurfacing |
| Northlake Blvd. from Military Trail to Beeline Hwy. | Resurfacing |
| Okeechobee Blvd. from Sem. Pratt Whitney Rd to Royal Palm Beach Blvd. | Resurfacing |
| Lawrence Rd. from Boynton Beach Blvd. to Lantana Rd. | Resurfacing |
| Randolph Siding Rd. from 110th to Jupiter Farms Rd. | Resurfacing |
| Old Boynton Rd. from Knuth Rd. to Congress Ave. | Resurfacing |
| Pratt Whitney Rd. from Indiantown Rd. to north County line | Resurfacing |
| Sam Center Rd. from C.R. 880 to Gator Blvd. | Resurfacing |
| Summit Blvd from Military Tr to Congress Ave. | Resurfacing |
| Blue Heron Blvd. & Riviera FS # 2 | Signals and Signal Systems |
| Video Detection (80 +/- intersection) | Signals and Signal Systems |
| Street Lighting LED Replacements - Countywide | Street Lighting |
| Sections of 10th Avenue North | Striping |
| Sections of 45th Street | Striping |
| Sections of Australian Avenue | Striping |
| Sections of Belvedere Road | Striping |
| Sections of Haverhill Road | Striping |
| Sections of Hypoluxo Road | Striping |
| Sections of Indiantown Road | Striping |
| Sections of Lyons Road | Striping |
| Sections of Okeechobee Blvd. | Striping |
| Sections of Palmetto Park Road | Striping |
| Sections of Summit Blvd | Striping |
| Sections of Yamato Road | Striping |
| Wabasso Dr. over LWDD Lat. 2 Canal | Bridge Replacements |

Future Projects

| | |
|--|------------------------------|
| Belvedere Rd over E-3 canal | Bridge Replacements |
| Prosperity Farms Rd. over SFWMD C-17 Canal | Bridge Replacements |
| Sections of Indiantown Road | Drainage (Pipe Replacements) |
| Golf Road from Military Trail to Congress Ave. | Resurfacing |
| Boynton Beach Blvd. & Seacrest Blvd. | Signals and Signal Systems |
| School Zone System Upgrade | Signals and Signal Systems |
| Sections of Lantana Road | Striping |

Completed Projects

None



Palm Beach County Infrastructure Sales Tax Program Project Tracking

FY 2018 Projects

| Project Name | Category |
|-------------------------------------|----------|
| Facilities Development & Operations | |

Started Projects

| | |
|--|-------------------------------|
| Four Points | General Government Facilities |
| Vehicle Replacement | Sheriff |
| Detention Center Facilities R/R (Phases 3-5) | Sheriff - FDO |

Future Projects

None

Completed Projects

None

| |
|----------------------|
| Parks and Recreation |
|----------------------|

Started Projects

| | |
|---|--|
| Ocean Inlet Park and Marina Renovation | Public Building Repair Replacement and Expansion |
| Sports Field Lighting Replacement - Countywide | Sports Lighting Replacement |
| Beach Access Dune Crossover and Dock Repair and Replacement | Bridge or Boardwalk Replacement |
| Veterans Park Irrigation Well Replacement | Sanitary Sewer and Septic System Replacement |
| Triangle Park Septic System Replacement | Sanitary Sewer and Septic System Replacement |
| Juno Park Septic System Replacement | Sanitary Sewer and Septic System Replacement |

Future Projects

| | |
|---|--|
| BASCR Nature Trail Boardwalk Replacement | Bridge or Boardwalk Replacement |
| Bert Winters Park Redevelopment | Existing Park Redevelopment or Expansion |
| Jupiter Island Pavilion Replacement | Group Pavilion Replacement |
| Playground Replacement - Countywide FY18 | Playground Replacement |
| West Boynton Skate Park Repair and Renovation | Playground Replacement |
| JBE Barn Painting and Rust Treatment | Public Building Repair Replacement and Expansion |
| JBE Sound System Replacement | Public Building Repair Replacement and Expansion |
| Ocean Rescue Wooden Guard Tower Repair and Renovation | Public Building Repair Replacement and Expansion |
| Jupiter Farms Park Septic System Replacement | Sanitary Sewer and Septic System Replacement |
| Lake Ida West Park Septic System Replacement | Sanitary Sewer and Septic System Replacement |
| Okeeheelee Caretaker Septic System Replacement | Sanitary Sewer and Septic System Replacement |
| Haverhill Park Racquetball Court Replacement | Sport Court Replacement and Resurfacing |

Completed Projects

| | |
|--|---|
| BASCR Dog Park Pathway Repairs | Asphalt Paving and Striping |
| BASCR Pathway Repairs | Asphalt Paving and Striping |
| Cabana Colony Pathway Repairs | Asphalt Paving and Striping |
| Caloosa Park Pathway Repairs | Asphalt Paving and Striping |
| Dyer Park Pathway Repairs | Asphalt Paving and Striping |
| Glades Pioneer Pathway Repairs | Asphalt Paving and Striping |
| JPP Pathway Repairs | Asphalt Paving and Striping |
| Lake Ida Dog Park Pathway Repairs | Asphalt Paving and Striping |
| Okeeheelee Nature Center Pathway Repairs | Asphalt Paving and Striping |
| Okeeheelee North Pathway Repairs | Asphalt Paving and Striping |
| Dubois Park Pedestrian Bridge Deck Replacement | Bridge or Boardwalk Replacement |
| Cabana Colony Basketball Court Resurfacing | Sport Court Replacement and Resurfacing |



Palm Beach County Infrastructure Sales Tax Program

Appropriated - Summary

Data Date: 07/19/2018

FY17 AND FY18 IST FUNDING ONLY

| Project # | Description | Original Budget | Amended Budget | Committed Costs | Expended Costs |
|---|--|-------------------|-------------------|---------------------|---------------------|
| Engineering | | | | | |
| 3 | Bridge Modifications | 1,800,000 | 1,800,000 | \$280,715 | \$113,455 |
| 5 | Bridge Replacements | 1,400,000 | 1,400,000 | \$264,535 | \$169,349 |
| 1 | CR 880 Canal Bank Stabilization | 3,000,000 | 3,000,000 | \$1,494,762 | \$838,271 |
| 4 | Drainage (Pipe Replacements) | 1,500,000 | 1,413,014 | \$921,823 | \$532,719 |
| 1 | Pathways | 200,000 | 200,000 | \$1,783 | \$1,783 |
| 24 | Resurfacing | 19,400,000 | 17,805,381 | \$15,168,453 | \$10,617,003 |
| 4 | Signals and Signal Systems | 1,000,000 | 3,450,000 | \$242,657 | \$31,477 |
| 16 | Street Lighting | 1,950,000 | 0 | \$24,032 | \$18,196 |
| 22 | Striping | 2,000,000 | 2,075,000 | \$1,221,362 | \$892,552 |
| 1 | Department Reserves | 0 | 1,106,605 | | |
| Total for Engineering: | | 32,250,000 | 32,250,000 | \$19,620,123 | \$13,214,806 |
| Facilities Development & Operations | | | | | |
| 3 | General Government Facilities | 1,570,000 | 1,570,000 | \$869,341 | \$847,444 |
| 1 | Housing | 5,100,000 | 5,100,000 | \$23,258 | \$23,258 |
| 1 | Judicial | 9,999,700 | 9,999,700 | \$72,485 | \$72,485 |
| 2 | Sheriff | 11,082,897 | 11,082,897 | \$8,859,848 | \$8,859,848 |
| 4 | Sheriff - FDO | 37,997,000 | 37,997,000 | \$17,811,785 | \$806,979 |
| 1 | Department Reserves | 0 | 0 | | |
| Total for Facilities Development & Operations: | | 65,749,597 | 65,749,597 | \$27,636,717 | \$10,610,014 |
| Parks and Recreation | | | | | |
| 3 | Aquatic Facility Repair and Replacement | 6,914,500 | 6,914,500 | \$627,169 | \$321,274 |
| 10 | Asphalt Paving & Striping | 288,000 | 288,000 | \$288,000 | \$288,000 |
| 2 | Athletic Field Renovations | 3,500,000 | 1,000,000 | \$11,658 | \$11,658 |
| 3 | Bridge or Boardwalk Replacement | 310,000 | 250,000 | \$25,303 | \$25,303 |
| 1 | Existing Park Redevelopment or Expansion | 200,000 | 200,000 | \$270 | \$270 |
| 1 | Group Pavilion Replacement | 150,000 | 150,000 | \$202 | \$202 |
| 1 | New Park Development | 1,000,000 | 1,000,000 | \$8,972 | \$8,172 |
| 24 | Playground Replacement | 1,698,500 | 1,690,552 | \$334,004 | \$326,037 |
| 5 | Public Building Repair Replacement & Expansion | 540,000 | 3,040,000 | \$4,180 | \$4,180 |
| 1 | Restroom Replacement | 200,000 | 200,000 | \$65,399 | \$65,399 |
| 8 | Sanitary Sewer/Septic Systems | 450,000 | 500,000 | \$61,993 | \$36,895 |
| 2 | Sport Court Replacement/ Resurfacing | 282,000 | 282,000 | \$12,364 | \$12,364 |
| 17 | Sports Lighting Replacement | 5,400,000 | 5,400,000 | \$115,394 | \$105,091 |
| 1 | Department Reserves | 0 | 17,948 | | |



Palm Beach County Infrastructure Sales Tax Program
Appropriated - Summary

| Project # | Description | Original Budget | Amended Budget | Committed Costs | Expended Costs |
|--|---------------------|-----------------|----------------|-----------------|----------------|
| Total for Parks and Recreation: | | 20,933,000 | 20,933,000 | \$1,554,909 | \$1,204,847 |
| Program | | | | | |
| 1 | Department Reserves | 0 | 0 | | |
| Total for Program: | | 0 | 0 | | |
| Grand Totals: | | 118,932,597 | 118,932,597 | \$48,811,749 | \$25,029,667 |



Palm Beach County Infrastructure Sales Tax Program

Appropriated - Detailed

Data Date: 07/19/2018

FY17 AND FY18 IST FUNDING ONLY

| Description | Original Budget | Amended Budget | Committed Costs | Expended Costs |
|---|------------------|------------------|--------------------|------------------|
| Engineering | | | | |
| B04 - Bridge Modifications | | | | |
| Smith Sundry Rd. over LWDD Lat. 33 Canal (PB934411) | 150,000 | 150,000 | \$141,556 | \$11,462 |
| Palm Beach Lakes Blvd over FEC R/R (937709) | 1,500,000 | 1,500,000 | \$16,984 | \$16,984 |
| Lake Osborne Dr. over Lake Bass Canal (PB934354) | 150,000 | 150,000 | \$122,175 | \$85,010 |
| Subtotal for Bridge Modifications : | 1,800,000 | 1,800,000 | \$280,715 | \$113,455 |
| B08 - Bridge Replacements | | | | |
| Prairie Rd. over LWDD Lat. 8 Canal (PB934334) | 150,000 | 150,000 | \$149,992 | \$119,178 |
| Kudza Rd. over LWDD Lat. 8 Canal (934312) | 150,000 | 150,000 | \$110,225 | \$45,855 |
| Prosperity Farms Rd. over SFWMD C-17 Canal (934116) | 500,000 | 500,000 | \$1,380 | \$1,380 |
| Belvedere Rd over E-3 canal (934205 & 934206) | 450,000 | 450,000 | \$607 | \$607 |
| Wabasso Dr. over LWDD Lat. 2 Canal (934237) | 150,000 | 150,000 | \$2,331 | \$2,331 |
| Subtotal for Bridge Replacements : | 1,400,000 | 1,400,000 | \$264,535 | \$169,349 |
| C02 - CR 880 Canal Bank Stabilization | | | | |
| CR 880 Canal Bank Stabilization | 3,000,000 | 3,000,000 | \$1,494,762 | \$838,271 |
| Subtotal for CR 880 Canal Bank Stabilization : | 3,000,000 | 3,000,000 | \$1,494,762 | \$838,271 |
| D02 - Drainage (Pipe Replacements) | | | | |
| Sections of Kirk Road | 500,000 | 413,014 | \$413,014 | \$413,014 |
| Various other locations Countywide | 500,000 | 500,000 | \$434,612 | \$45,508 |
| Sections of Randolph Siding Rd. | 300,000 | 300,000 | \$73,927 | \$73,927 |
| Sections of Indiantown Road Pipe | 200,000 | 200,000 | \$270 | \$270 |
| Subtotal for Drainage (Pipe Replacements) : | 1,500,000 | 1,413,014 | \$921,823 | \$532,719 |
| P04 - Pathways | | | | |
| Hood Road from Briarlake Dr. to W. of Turnpike | 200,000 | 200,000 | \$1,783 | \$1,783 |
| Subtotal for Pathways : | 200,000 | 200,000 | \$1,783 | \$1,783 |
| R04 - Resurfacing | | | | |
| Woolbright Road from Military Trail to Lawrence Road | 1,000,000 | 792,152 | \$792,153 | \$792,153 |



Palm Beach County Infrastructure Sales Tax Program
Appropriated - Detailed

| Description | Original Budget | Amended Budget | Committed Costs | Expended Costs |
|-------------|-----------------|----------------|-----------------|----------------|
|-------------|-----------------|----------------|-----------------|----------------|

Engineering

R04 - Resurfacing

| | | | | |
|---|-------------------|-------------------|---------------------|---------------------|
| <i>Military Trail from PGA Blvd. to Donald Ross Rd.</i> | 1,800,000 | 1,576,226 | \$1,576,226 | \$1,576,226 |
| <i>Gun Club Rd. from Jog Rd. to Congress Ave.</i> | 1,400,000 | 841,011 | \$841,011 | \$841,011 |
| <i>Haverhill Rd. from Okeechobee Blvd. to Roebuck Rd.</i> | 1,200,000 | 707,123 | \$707,123 | \$707,123 |
| <i>Lantana Rd. from west of SR7 to Turnpike</i> | 900,000 | 850,873 | \$850,873 | \$850,873 |
| <i>CR A1A from Donald Ross Rd. to Marcinski</i> | 300,000 | 237,996 | \$237,997 | \$237,997 |
| CR 880 | 600,000 | 600,000 | \$521,533 | \$304,373 |
| Brown's Farms Road | 400,000 | 400,000 | \$372,050 | \$157,490 |
| Military Tr. from Hypoluxo Rd. to Lake Worth Rd. | 2,200,000 | 2,200,000 | \$1,789,204 | \$97,704 |
| Lawrence Rd. from Boynton Beach Blvd. to Lantana Rd. | 1,600,000 | 1,600,000 | \$1,397,157 | \$2,157 |
| Northlake Blvd. from Military Trail to Beeline Hwy. | 1,500,000 | 1,500,000 | \$1,293,056 | \$1,293,056 |
| Okeechobee Blvd. from Sem. Pratt Whitney Rd to Royal Palm Beach Blvd. | 1,500,000 | 1,500,000 | \$1,105,564 | \$986,564 |
| Military Trail from County Line to Palmetto Park Rd | 900,000 | 900,000 | \$604,944 | \$476,944 |
| Summit Blvd from Military Tr to Congress Ave. | 700,000 | 700,000 | \$550,777 | \$513,097 |
| Congress Ave. from Miner Rd. to south of Hypoluxo Rd. | 600,000 | 600,000 | \$419,455 | \$419,455 |
| Golf Road from Military Trail to Congress Ave. | 600,000 | 600,000 | \$325,809 | \$809 |
| Congress Ave. from Lake Ida Rd. to Summit Dr. | 500,000 | 500,000 | \$485,014 | \$441,574 |
| Cannon Gate (residential roads) | 400,000 | 400,000 | \$237,757 | \$230,357 |
| Duda Extension from C.R. 880 to Gator Blvd. | 300,000 | 300,000 | \$211,348 | \$211,348 |
| Sam Center Rd. from C.R. 880 to Gator Blvd. | 200,000 | 200,000 | \$195,003 | \$270 |
| Community Dr. from Haverhill Rd. to Military Trail | 200,000 | 200,000 | \$187,651 | \$169,171 |
| Pratt Whitney Rd. from Indiantown Rd. to north County line | 200,000 | 200,000 | \$132,628 | \$132,628 |
| Old Boynton Rd. from Knuth Rd. to Congress Ave. | 200,000 | 200,000 | \$194,753 | \$174,353 |
| Randolph Siding Rd. from 110th to Jupiter Farms Rd. | 200,000 | 200,000 | \$139,364 | \$268 |
| Subtotal for Resurfacing : | 19,400,000 | 17,805,381 | \$15,168,453 | \$10,617,003 |

S08 - Signals and Signal Systems

| | | | | |
|--|------------------|------------------|------------------|-----------------|
| Boynton Beach Blvd. & Seacrest Blvd. | 400,000 | 400,000 | \$539 | \$539 |
| Blue Heron Blvd. & Riviera FS # 2 | 400,000 | 400,000 | \$43,610 | \$4,830 |
| Video Detection (80 +/- intersection) | 200,000 | 2,150,000 | \$198,508 | \$26,108 |
| School Zone System Upgrade | 0 | 500,000 | \$0 | \$0 |
| Subtotal for Signals and Signal Systems : | 1,000,000 | 3,450,000 | \$242,657 | \$31,477 |

S14 - Street Lighting

| | | | | |
|--|---------|---|----------|----------|
| Hypoluxo Road (Hagen Ranch Road to I-95) | 275,000 | 0 | \$24,032 | \$18,196 |
| Boynton Beach Blvd. (Turnpike to Knuth Road) | 250,000 | 0 | \$0 | \$0 |
| Haverhill Road (SR80 to Lake Worth Road) | 250,000 | 0 | \$0 | \$0 |
| Belvedere Road (Royal Palm Beach City Limits to Haverhill City Limits) | 175,000 | 0 | \$0 | \$0 |
| Haverhill Road (West Palm Beach City Limits to Haverhill City Limits) | 175,000 | 0 | \$0 | \$0 |
| Glades Road (SR7 to Boca Rio Road) | 150,000 | 0 | \$0 | \$0 |
| Gun Club Road (Bosque Blvd. to Congress Avenue) | 120,000 | 0 | \$0 | \$0 |
| Jog Road (Belvedere Road to SR80) | 120,000 | 0 | \$0 | \$0 |
| Forest Hill Blvd. (Turnpike to Pinehurst Drive) | 75,000 | 0 | \$0 | \$0 |



Palm Beach County Infrastructure Sales Tax Program
Appropriated - Detailed

| Description | Original Budget | Amended Budget | Committed Costs | Expended Costs |
|--|-------------------|-------------------|---------------------|---------------------|
| Engineering | | | | |
| S14 - Street Lighting | | | | |
| Forest Hill Blvd. (Jog Road to Military Trail) | 75,000 | 0 | \$0 | \$0 |
| Congress Avenue (Okeechobee Blvd. to Belvedere Road) | 70,000 | 0 | \$0 | \$0 |
| Congress Avenue (Lantana Road to Hypoluxo Road) | 65,000 | 0 | \$0 | \$0 |
| Gateway Blvd. (Military Trail to Windward Passage Drive) | 45,000 | 0 | \$0 | \$0 |
| 10th Avenue North (Haverhill Road to Kirk Road) | 40,000 | 0 | \$0 | \$0 |
| Congress Avenue (Gun Club Road to Summit Blvd.) | 35,000 | 0 | \$0 | \$0 |
| Community Drive (Haverhill Road to Military Trail) | 30,000 | 0 | \$0 | \$0 |
| Subtotal for Street Lighting : | 1,950,000 | 0 | \$24,032 | \$18,196 |
| <hr/> | | | | |
| S16 - Striping | | | | |
| Sections of Jog Road | 350,000 | 350,000 | \$309,430 | \$243,220 |
| Sections of Military Trail | 200,000 | 200,000 | \$136,687 | \$136,687 |
| Sections of Congress Avenue | 100,000 | 100,000 | \$50,227 | \$50,227 |
| Sections of Gateway Blvd. | 100,000 | 100,000 | \$76,915 | \$76,915 |
| Sections of Seacrest Blvd. | 50,000 | 50,000 | \$31,589 | \$31,589 |
| Sections of Old Dixie Hwy. | 50,000 | 50,000 | \$16,285 | \$16,285 |
| Sections of Clint Moore Road | 50,000 | 50,000 | \$34,182 | \$34,182 |
| Sections of Hagen Ranch Road | 50,000 | 50,000 | \$49,596 | \$49,596 |
| Sections of Palm Beach Lakes Blvd. | 50,000 | 50,000 | \$29,252 | \$29,252 |
| Sections of Lyons Road | 200,000 | 200,000 | \$105,627 | \$105,627 |
| Sections of Haverhill Road | 100,000 | 100,000 | \$21,203 | \$21,203 |
| Sections of Belvedere Road | 100,000 | 100,000 | \$17,552 | \$135 |
| Sections of Yamato Road | 75,000 | 75,000 | \$66,472 | \$101 |
| Sections of Indiantown Road Striping | 75,000 | 75,000 | \$28,563 | \$101 |
| Sections of Palmetto Park Road | 75,000 | 75,000 | \$52,437 | \$52,437 |
| Sections of Hypoluxo Road | 75,000 | 75,000 | \$53,063 | \$101 |
| Sections of Australian Avenue | 75,000 | 75,000 | \$10,923 | \$101 |
| Sections of Lantana Road | 75,000 | 75,000 | \$101 | \$101 |
| Sections of Okeechobee Blvd. | 50,000 | 50,000 | \$44,557 | \$44,557 |
| Sections of 10th Avenue North | 50,000 | 50,000 | \$24,155 | \$67 |
| Sections of 45th Street | 50,000 | 50,000 | \$11,490 | \$67 |
| Sections of Summit Blvd. | 0 | 75,000 | \$51,058 | \$0 |
| Subtotal for Striping : | 2,000,000 | 2,075,000 | \$1,221,362 | \$892,552 |
| <hr/> | | | | |
| Z90 - Department Reserves | | | | |
| Engineering Department Reserves | 0 | 1,106,605 | | |
| Subtotal for Department Reserves : | 0 | 1,106,605 | | |
| <hr/> | | | | |
| Total for Engineering: | 32,250,000 | 32,250,000 | \$19,620,123 | \$13,214,806 |
| <hr/> | | | | |
| Facilities Development & Operations | | | | |



Palm Beach County Infrastructure Sales Tax Program
Appropriated - Detailed

| Description | Original Budget | Amended Budget | Committed Costs | Expended Costs |
|--|-------------------|-------------------|---------------------|---------------------|
| Facilities Development & Operations | | | | |
| G02 - General Government Facilities | | | | |
| Countywide ADA Renovations | 250,000 | 250,000 | \$16,277 | \$16,277 |
| Countywide Radio Replacement | 870,000 | 870,000 | \$853,064 | \$831,167 |
| Four Points | 450,000 | 450,000 | \$0 | \$0 |
| Subtotal for General Government Facilities : | 1,570,000 | 1,570,000 | \$869,341 | \$847,444 |
| <hr/> | | | | |
| H02 - Housing | | | | |
| Housing Units for Homeless, Extremely Low Income, & Low Income | 5,100,000 | 5,100,000 | \$23,258 | \$23,258 |
| Subtotal for Housing : | 5,100,000 | 5,100,000 | \$23,258 | \$23,258 |
| <hr/> | | | | |
| J02 - Judicial | | | | |
| Courthouse Electronics System R&R/Command Center | 9,999,700 | 9,999,700 | \$72,485 | \$72,485 |
| Subtotal for Judicial : | 9,999,700 | 9,999,700 | \$72,485 | \$72,485 |
| <hr/> | | | | |
| S04 - Sheriff | | | | |
| Radios Replacement | 7,432,384 | 7,432,384 | \$7,431,391 | \$7,431,391 |
| Vehicle Replacement | 3,650,513 | 3,650,513 | \$1,428,457 | \$1,428,457 |
| Subtotal for Sheriff : | 11,082,897 | 11,082,897 | \$8,859,848 | \$8,859,848 |
| <hr/> | | | | |
| S06 - Sheriff - FDO | | | | |
| Evidence Building | 17,597,000 | 17,597,000 | \$485,879 | \$151,286 |
| Headquarters R&R | 1,600,000 | 1,600,000 | \$1,373,394 | \$348,007 |
| Main Detention Center Electronics | 10,300,000 | 10,300,000 | \$8,387,774 | \$296,225 |
| Detention Center Facilities R/R (Phases 3-5) | 8,500,000 | 8,500,000 | \$7,564,738 | \$11,461 |
| Subtotal for Sheriff - FDO : | 37,997,000 | 37,997,000 | \$17,811,785 | \$806,979 |
| <hr/> | | | | |
| Z90 - Department Reserves | | | | |
| FDO Department Reserves | 0 | 0 | | |
| Subtotal for Department Reserves : | 0 | 0 | | |
| <hr/> | | | | |
| Total for Facilities Development & Operations: | 65,749,597 | 65,749,597 | \$27,636,717 | \$10,610,014 |

Parks and Recreation

| | | | | |
|--|-----------|-----------|----------|----------|
| A02 - Aquatic Facility Repair and Replacement | | | | |
| Lake Lytal Pool Facility Replacement | 6,000,000 | 6,000,000 | \$58,677 | \$35,060 |



Palm Beach County Infrastructure Sales Tax Program
Appropriated - Detailed

| Description | Original Budget | Amended Budget | Committed Costs | Expended Costs |
|--|------------------|------------------|------------------|------------------|
| Parks and Recreation | | | | |
| A02 - Aquatic Facility Repair and Replacement | | | | |
| Santaluces Pool Facility Renovation | 850,000 | 850,000 | \$567,990 | \$285,713 |
| Therapeutic Recreation Pool Resurfacing | 64,500 | 64,500 | \$501 | \$501 |
| Subtotal for Aquatic Facility Repair and Replacement : | 6,914,500 | 6,914,500 | \$627,169 | \$321,274 |
| <hr/> | | | | |
| A04 - Asphalt Paving & Striping | | | | |
| <i>JPP Pathway Repairs</i> | <i>50,000</i> | <i>50,000</i> | <i>\$50,000</i> | <i>\$50,000</i> |
| <i>Okeehelée North Pathway Repairs</i> | <i>44,000</i> | <i>44,000</i> | <i>\$44,000</i> | <i>\$44,000</i> |
| <i>BASCR Pathway Repairs</i> | <i>40,000</i> | <i>40,000</i> | <i>\$40,000</i> | <i>\$40,000</i> |
| <i>Okeehelée Nature Center Pathway Repairs</i> | <i>35,000</i> | <i>35,000</i> | <i>\$35,000</i> | <i>\$35,000</i> |
| <i>BASCR Dog Park Pathway Repairs</i> | <i>25,000</i> | <i>25,000</i> | <i>\$25,000</i> | <i>\$25,000</i> |
| <i>Dyer Park Pathway Repairs</i> | <i>25,000</i> | <i>25,000</i> | <i>\$25,000</i> | <i>\$25,000</i> |
| <i>Lake Ida Dog Park Pathway Repairs</i> | <i>25,000</i> | <i>25,000</i> | <i>\$25,000</i> | <i>\$25,000</i> |
| <i>Glades Pioneer Pathway Repairs</i> | <i>20,000</i> | <i>20,000</i> | <i>\$20,000</i> | <i>\$20,000</i> |
| <i>Caloosa Park Pathway Repairs</i> | <i>16,000</i> | <i>16,000</i> | <i>\$16,000</i> | <i>\$16,000</i> |
| <i>Cabana Colony Pathway Repairs</i> | <i>8,000</i> | <i>8,000</i> | <i>\$8,000</i> | <i>\$8,000</i> |
| Subtotal for Asphalt Paving & Striping : | 288,000 | 288,000 | \$288,000 | \$288,000 |
| <hr/> | | | | |
| A06 - Athletic Field Renovations | | | | |
| West Boynton Park Athletic Field Renovation | 2,000,000 | 0 | \$0 | \$0 |
| Buttonwood Park Athletic Field Renovation | 1,500,000 | 1,000,000 | \$11,658 | \$11,658 |
| Subtotal for Athletic Field Renovations : | 3,500,000 | 1,000,000 | \$11,658 | \$11,658 |
| <hr/> | | | | |
| B06 - Bridge or Boardwalk Replacement | | | | |
| BASCR Nature Trail Boardwalk Replacement | 225,000 | 225,000 | \$303 | \$303 |
| <i>Dubois Park Pedestrian Bridge Deck Replacement</i> | <i>60,000</i> | <i>0</i> | <i>\$0</i> | <i>\$0</i> |
| Beach Access Dune Crossover and Dock Repair and Replacement | 25,000 | 25,000 | \$25,000 | \$25,000 |
| Subtotal for Bridge or Boardwalk Replacement : | 310,000 | 250,000 | \$25,303 | \$25,303 |
| <hr/> | | | | |
| E02 - Existing Park Redevelopment or Expansion | | | | |
| Bert Winters Park Redevelopment | 200,000 | 200,000 | \$270 | \$270 |
| Subtotal for Existing Park Redevelopment or Expansion : | 200,000 | 200,000 | \$270 | \$270 |
| <hr/> | | | | |
| G04 - Group Pavilion Replacement | | | | |
| Jupiter Island Pavilion Replacement | 150,000 | 150,000 | \$202 | \$202 |
| Subtotal for Group Pavilion Replacement : | 150,000 | 150,000 | \$202 | \$202 |



Palm Beach County Infrastructure Sales Tax Program
Appropriated - Detailed

| Description | Original Budget | Amended Budget | Committed Costs | Expended Costs |
|-------------|-----------------|----------------|-----------------|----------------|
|-------------|-----------------|----------------|-----------------|----------------|

Parks and Recreation

N02 - New Park Development

| | | | | |
|--|------------------|------------------|----------------|----------------|
| Community Park New Development | 1,000,000 | 1,000,000 | \$8,972 | \$8,172 |
| Subtotal for New Park Development : | 1,000,000 | 1,000,000 | \$8,972 | \$8,172 |

P06 - Playground Replacement

| | | | | |
|---|------------------|------------------|------------------|------------------|
| JPP Osborne Boundless Playground Surface Replacement | 175,000 | 175,000 | \$166,839 | \$166,839 |
| Playground Replacement - Countywide FY17 | 100,000 | 398,750 | \$11,066 | \$3,099 |
| West Boynton Park Playground Surface Replacement | 85,000 | 77,052 | \$77,052 | \$77,052 |
| Lake Lytal Park Activity Building Playground Replacement | 77,750 | 77,750 | \$77,750 | \$77,750 |
| Playground Replacement - Countywide FY18 | 75,000 | 812,000 | \$1,095 | \$1,095 |
| Juno Park Playground Replacement | 52,750 | 0 | | |
| Lake Ida Park 4th St Playground Replacement | 52,750 | 0 | | |
| Paul Rardin Park Playground Replacement | 52,750 | 0 | | |
| John Stretch Park Playground Replacement | 32,750 | 0 | | |
| Sanders Park Playground Replacement | 32,750 | 0 | | |
| Okeeheelee Park Alligator Playground Replacement | 205,500 | 0 | \$0 | \$0 |
| West Boynton Skate Park Repair and Renovation | 150,000 | 150,000 | \$202 | \$202 |
| Loggerhead Picnic Area Playground Replacement | 82,750 | 0 | \$0 | \$0 |
| Pioneer Park Playground with Swings Replacement | 80,500 | 0 | \$0 | \$0 |
| Jupiter Farms Playground Replacement | 70,000 | 0 | \$0 | \$0 |
| Buttonwood Park Playground Replacement | 55,000 | 0 | \$0 | \$0 |
| Morikami Biwa Pavilion Playground Replacement | 52,750 | 0 | \$0 | \$0 |
| Ocean Cay Park Playground Replacement | 50,000 | 0 | \$0 | \$0 |
| Seminole Palms Playground Replacement | 50,000 | 0 | \$0 | \$0 |
| Dubois Park Playground Replacement | 42,750 | 0 | \$0 | \$0 |
| Carlin Park West Gumbo Limbo Playground Replacement | 32,750 | 0 | \$0 | \$0 |
| Carlin Park West Playground Near Tennis Courts Replacement | 30,000 | 0 | \$0 | \$0 |
| Pioneer Park Playground at Picnic Shelter Replacement | 30,000 | 0 | \$0 | \$0 |
| JPP Center Drive Playground Replacement | 30,000 | 0 | \$0 | \$0 |
| Subtotal for Playground Replacement : | 1,698,500 | 1,690,552 | \$334,004 | \$326,037 |

P08 - Public Building Repair Replacement & Expansion

| | | | | |
|--|----------------|------------------|----------------|----------------|
| Sunset Cove Amphitheater Sound System Replacement | 150,000 | 150,000 | \$3,216 | \$3,216 |
| JBE Barn Painting and Rust Treatment | 250,000 | 250,000 | \$337 | \$337 |
| JBE Sound System Replacement | 120,000 | 120,000 | \$162 | \$162 |
| Ocean Rescue Wooden Guard Tower Repair and Renovation | 20,000 | 20,000 | \$465 | \$465 |
| Ocean Inlet Park and Marina Renovation and Expansion | 0 | 2,500,000 | \$0 | \$0 |
| Subtotal for Public Building Repair Replacement & Expansion : | 540,000 | 3,040,000 | \$4,180 | \$4,180 |

R02 - Restroom Replacement



Palm Beach County Infrastructure Sales Tax Program
Appropriated - Detailed

| Description | Original Budget | Amended Budget | Committed Costs | Expended Costs |
|---|------------------|------------------|------------------|------------------|
| Parks and Recreation | | | | |
| R02 - Restroom Replacement | | | | |
| Kreusler Park Restroom Replacement- | 200,000 | 200,000 | \$65,399 | \$65,399 |
| Subtotal for Restroom Replacement : | 200,000 | 200,000 | \$65,399 | \$65,399 |
| <hr/> | | | | |
| S02 - Sanitary Sewer/Septic Systems | | | | |
| Canal Point Community Center Septic System Replacement | 50,000 | 50,000 | \$389 | \$389 |
| Loxahatchee Groves Septic System Replacement | 50,000 | 50,000 | \$11,882 | \$11,882 |
| Lake Ida West Park Septic System Replacement | 150,000 | 150,000 | \$202 | \$202 |
| Juno Park Septic System Replacement | 50,000 | 50,000 | \$10,267 | \$67 |
| Jupiter Farms Park Septic System Replacement | 50,000 | 50,000 | \$67 | \$67 |
| Okeehoelee Caretaker Septic System Replacement | 50,000 | 50,000 | \$67 | \$67 |
| Triangle Park Septic System Replacement | 50,000 | 50,000 | \$14,966 | \$67 |
| Veterans Park Irrigation Well Replacement | 0 | 50,000 | \$24,153 | \$24,153 |
| Subtotal for Sanitary Sewer/Septic Systems : | 450,000 | 500,000 | \$61,993 | \$36,895 |
| <hr/> | | | | |
| S10 - Sport Court Replacement/ Resurfacing | | | | |
| Haverhill Park Racquetball Court Replacement | 270,000 | 270,000 | \$364 | \$364 |
| Cabana Colony Basketball Court Resurfacing | 12,000 | 12,000 | \$12,000 | \$12,000 |
| Subtotal for Sport Court Replacement/ Resurfacing : | 282,000 | 282,000 | \$12,364 | \$12,364 |
| <hr/> | | | | |
| S12 - Sports Lighting Replacement | | | | |
| Okeehoelee Park Softball Fields 1,2,3,4 Light Replacement | 600,000 | 4,200,000 | \$113,776 | \$103,473 |
| Okeehoelee MPF 10,11,12,13 Light Replacement | 600,000 | 1,200,000 | \$1,618 | \$1,618 |
| BASCR Fields 4,5,6,7 Light Replacement | 400,000 | 0 | \$0 | \$0 |
| BASCR Fields 8,9,10,11 Light Replacement | 400,000 | 0 | \$0 | \$0 |
| Okeehoelee Tennis Courts and Ski Course Light Replacement | 400,000 | 0 | \$0 | \$0 |
| Pinewoods Park Baseball Fields 1,2,3 Light Replacement | 400,000 | 0 | \$0 | \$0 |
| Caloosa Park Multipurpose Fields 5,6 Light Replacement | 300,000 | 0 | \$0 | \$0 |
| Pioneer Park Tennis and Basketball Courts Light Replacement | 200,000 | 0 | \$0 | \$0 |
| Jupiter Farms Park Baseball 1,2 Light Replacement | 200,000 | 0 | \$0 | \$0 |
| Westgate Sport Fields and Bball Court Light Replacement | 200,000 | 0 | \$0 | \$0 |
| Bert Winters Ballfield 1 Light Replacement | 150,000 | 0 | \$0 | \$0 |
| Juno Park Ballfield 1 Light Replacement | 150,000 | 0 | \$0 | \$0 |
| Bert Winters Ballfield 2 Light Replacement | 100,000 | 0 | \$0 | \$0 |
| Pioneer Park Ballfield 2 Light Replacement | 100,000 | 0 | \$0 | \$0 |
| Dyer Park Ballfields 1,2 MPF 1,2,3 Light Replacement | 600,000 | 0 | \$0 | \$0 |
| Lake Charleston Park Baseball 1,2,3,4 Light Replacement | 400,000 | 0 | \$0 | \$0 |
| BASCR Fields 12,13 Light Replacement | 200,000 | 0 | \$0 | \$0 |
| Subtotal for Sports Lighting Replacement : | 5,400,000 | 5,400,000 | \$115,394 | \$105,091 |



Palm Beach County Infrastructure Sales Tax Program
 Appropriated - Detailed

| Description | Original Budget | Amended Budget | Committed Costs | Expended Costs |
|---|--------------------|--------------------|---------------------|---------------------|
| Parks and Recreation | | | | |
| Z90 - Department Reserves | | | | |
| Parks Department Reserves | 0 | 17,948 | | |
| Subtotal for Department Reserves : | 0 | 17,948 | | |
| <hr/> | | | | |
| Total for Parks and Recreation: | 20,933,000 | 20,933,000 | \$1,554,909 | \$1,204,847 |
| Program | | | | |
| Z90 - Department Reserves | | | | |
| Program Reserves | 0 | 0 | | |
| Subtotal for Department Reserves : | 0 | 0 | | |
| <hr/> | | | | |
| Total for Program: | 0 | 0 | | |
| <hr/> | | | | |
| Grand Totals: | 118,932,597 | 118,932,597 | \$48,811,749 | \$25,029,667 |

PALM BEACH COUNTY

INFRASTRUCTURE SALES TAX TYPE 1 TRANSFER

| | | | |
|--------------------------|---|-------------------|-------------|
| PROJECT: | Woolbright Road/Military to Lawrence | CATEGORY: | Resurfacing |
| PROJECT NO.: | 2015516 | DISTRICT NO: | 4 |
| CONSTRUCTION DEPARTMENT: | Engineering and Public Works | DEPT. TRANSFER #: | 18-09 |
| OPERATING DEPARTMENT: | Engineering and Public Works | | |

A Type 1 Transfer authorizes the transfer sweep of Residual Funds from the Approved Project Budget to the Department Reserve.

Summary of Transfer Details:

Project is complete. Remaining balance can be swept to the departmental reserve.

| | |
|--|--------------------|
| Date of Project Close-Out: | <u>6/7/2018</u> |
| Approved Project Budget: | <u>\$1,000,000</u> |
| Total Project Cost: | <u>\$792,152</u> |
| Amount to be Transferred/Swept: | <u>\$207,848</u> |
| Department Reserve before this Transfer: | <u>\$674,983</u> |
| Department Reserve after this Transfer: | <u>\$882,831</u> |

PALM BEACH COUNTY
Requested by Engineering Dept.:

By: 

Title: Steve Carrier, P.E.
Assistant County Engineer

Date: 7/17/18

Recommended by Jacobs Project
Management:

By: 

Title: Project Manager

Date: 7/18/18

Approved by OFMB:

By: 

Title: Budget Director

Date: 7/18/18

PALM BEACH COUNTY
INFRASTRUCTURE SALES TAX TYPE 1 TRANSFER



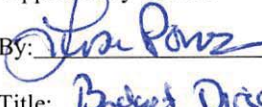
| | | | |
|--------------------------|--|-------------------|--------------------|
| PROJECT: | <u>Military Trail/PGA to Donald Ross</u> | CATEGORY: | <u>Resurfacing</u> |
| PROJECT NO.: | <u>2017202</u> | DISTRICT NO: | <u>1</u> |
| CONSTRUCTION DEPARTMENT: | <u>Engineering and Public Works</u> | DEPT. TRANSFER #: | <u>18-10</u> |
| OPERATING DEPARTMENT: | <u>Engineering and Public Works</u> | | |

A Type 1 Transfer authorizes the transfer sweep of Residual Funds from the Approved Project Budget to the Department Reserve.

Summary of Transfer Details:

Project is complete. Remaining balance can be swept to the departmental reserve.

| | |
|--|--------------------|
| Date of Project Close-Out: | <u>6/7/2018</u> |
| Approved Project Budget: | <u>\$1,800,000</u> |
| Total Project Cost: | <u>\$1,576,226</u> |
| Amount to be Transferred/Swept: | <u>\$223,774</u> |
| Department Reserve before this Transfer: | <u>\$882,831</u> |
| Department Reserve after this Transfer: | <u>\$1,106,605</u> |

| | | |
|--|---|---|
| <p>PALM BEACH COUNTY Requested by Engineering Dept.:</p> <p>By: <u></u></p> <p>Title: <u>Steve Carrier, P.E.</u> <u>Assistant County Engineer</u></p> <p>Date: <u>7/17/18</u></p> | <p>Recommended by Jacobs Project Management:</p> <p>By: <u></u></p> <p>Title: <u>Project Manager</u></p> <p>Date: <u>7/18/18</u></p> | <p>Approved by OFMB:</p> <p>By: <u></u></p> <p>Title: <u>Budget Director</u></p> <p>Date: <u>7/20/18</u></p> |
|--|---|---|

**PALM BEACH COUNTY
INFRASTRUCTURE SALES TAX TYPE 2 TRANSFER**

| | | | |
|--------------------------|---|-------------------|-------------|
| PROJECT: | Golf Road/Military Trail to Congress Ave. | CATEGORY: | Resurfacing |
| PROJECT NO.: | 2018814 | DISTRICT NO.: | 4 |
| CONSTRUCTION DEPARTMENT: | Engineering and Public Works | DEPT. TRANSFER #: | 18-11 |
| OPERATING DEPARTMENT: | Engineering and Public Works | | |

A Type 2 Transfer authorizes; 1) changes in an Approved Project Budget either by transfer to or from Department Reserves or another funding source or 2) re-prioritization of an Approved Project.

Summary of Transfer Details:

The purpose of this transfer is to increase the construction budget/funding for the "Golf Road from Military Trail to Congress Ave." Resurfacing project. The project is currently funded within the IST program at \$600,000 in FY 2018. It has been determined that additional work is needed in order to preserve the integrity of the road while providing a safe and durable road surface. The problem encountered is that portions of the road template have been inundated with ficus tree roots causing a ride ability and structural issue with the road surface. The scope of the project now involves removing a portion of the existing asphalt and reworking the existing roadway base, removing the organics within the road template, root pruning the existing trees, constructing a root barrier, and then resurfacing the entire road. The anticipated cost to complete the project now totals \$850,000.

In summary, the funding for the project will be increased from \$600,000 to \$850,000 through Engineering's IST Reserve account, all in FY18.

This Type 2 transfer will: (check all that apply)

- Authorize transfer to/from Departmental Reserves to an Approved Project Budget.
- Authorize from a non-IST funding source to supplement the Approved Project Budget.
- Document reprioritization of IST funded projects.
- Transfer funds from an Approved Project Budget to Departmental Reserve due to a project being completed prior to the IST Project Plan date with 100% non-IST funds.

FINANCIAL

| | |
|---|-------------|
| Approved Project Budget: | \$600,000 |
| Amount to be increased/decreased to Project/Budget: | \$250,000 |
| Funding Source for Non-IST Funds: | \$0 |
| BCC or OFMB Approval Date for Non-IST Funds: | |
| Project Budget after this Transfer: | \$850,000 |
| Department Reserve before this Transfer: | \$1,106,605 |
| Department Reserve after this Transfer: | \$856,605 |

SCHEDULE (For Transfers Involving Re-Prioritization)

| | |
|-----------------------------------|-------|
| Name of Approved Project: | _____ |
| Approved Project Funding Year: | _____ |
| Funding Year After this Transfer: | _____ |
| Name of Approved Project: | _____ |
| Approved Project Funding Year: | _____ |
| Funding Year After this Transfer: | _____ |

| | | |
|---|--|---|
| PALM BEACH COUNTY Requested by Engineering Dept.: By: <u>[Signature]</u> Title: <u>Steve Carrier, P.E.</u> <u>Assistant County Engineer</u> | Recommended by Jacobs Project Management: By: <u>[Signature]</u> Title: <u>Project Manager</u> Date: <u>7/19/18</u> | Recommended by OFMB: By: <u>[Signature]</u> Title: <u>Budget Director</u> Date: <u>7/05/18</u> |
| PALM BEACH COUNTY Recommended by Engineering Dept.: By: <u>[Signature]</u> Title: <u>David Ricks, P.E.</u> <u>County Engineer</u> | Recommended by Administration: By: <u>[Signature]</u> Title: <u>Patrick Rutter,</u> <u>Assistant County Administrator</u> | Recommended by IST Oversight Committee: By: _____ Title: _____ Date: _____ |