



# Monthly Infrastructure Sales Tax Project Report

## Large Cap Projects

Data Date: 06/21/2018

Report Date: 07/12/2018

### DESCRIPTION/TEAM

### SCOPE

### PHOTO

**Project Title:** Headquarters R&R

Project Number: 11206  
 BCC District: 02  
 Delivery Method: Construction Management  
 Category: S06-Sheriff - FDO  
 Status: Design  
 Designer: Leo Daly  
 Contractor: Kast Construction  
 Project Manager: Zindy Agredo

Interior renovation/remodeling to select areas located within the existing PBSO HQ, which has been in operation 24/7 for approximately 35 years. The existing exterior walls and window system to be analyzed with an Exterior Wall Hardening Study. Partial roof replacement, level 3 ballistic resistance at the first floor exterior envelope, replacement of building systems and various phases of work to sustain continuous operations are all included within the scope of work.  
 This project is funded in:  
 FY 2017 IST \$1,600,000  
 FY 2019 IST \$11,047,000  
 FY 2020 IST \$10,835,000  
 FY 2021 IST \$9,220,000



### SCHEDULE SUMMARY

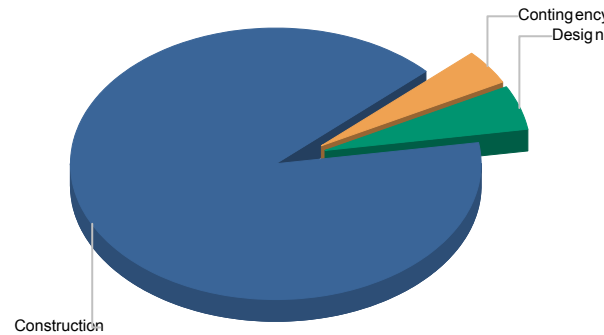
	Original	Actual/Projected
Project Start	3/14/2016	3/14/2016
Design Start	5/9/2017	5/9/2017
Construction Start	1/31/2019	
Substantial Completion	1/31/2022	
Project Completion	2/28/2022	

### PARTICIPATION

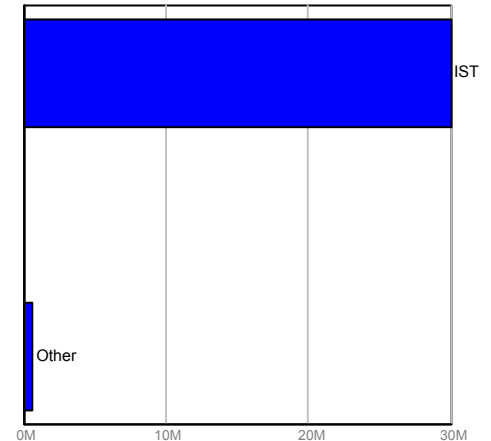
**Consultant**  
 SBE 26.5%  
 Local 100%

**Contractor**  
 SBE TBD  
 Local TBD

### FUNDING



Current Budget



Fund Source

### FINANCIAL SUMMARY

	Project Budget	Committed	% Committed	Paid To Date
	A	B	C=B/A	D
Design	\$1,774,200	\$1,149,931	64.81%	\$324,520
Construction	\$30,186,645	\$99,985	0.33%	\$0
Furniture, Fixtures & Equipment	\$0	\$0	0.00%	\$0
Other	\$0	\$20,011	0.00%	\$20,011
Contingency	\$1,418,800	\$0	0.00%	\$0
<b>TOTAL</b>	<b>\$33,379,645</b>	<b>\$1,269,927</b>	<b>3.80%</b>	<b>\$344,531</b>

### NOTES

Meeting with PBSO to finalize block diagram and move forward with interior layout.



# Monthly Infrastructure Sales Tax Project Report

## Large Cap Projects

Data Date: 06/21/2018

Report Date: 07/12/2018

### DESCRIPTION/TEAM

### SCOPE

### PHOTO

**Project Title:** Ocean Inlet Park and Marina Renovation

Project Number: 13367  
 BCC District: 04  
 Delivery Method: TBD  
 Category: P08-Public Building Repair Replacement & Expans  
 Status: Design  
 Designer: Alan Gerwig & Associates, Inc.  
 Contractor: TBD  
 Project Manager: Rich Avery

The project consists of the replacement of marina components as well as new components including bulkhead wall, floating docks, floating finger docks, fixed dock, boat lifts, floating wave attenuator, landscaping, and replacement of the current Marina/Restroom and concession buildings. The project will be constructed in two phases. Phase one will consist of marina bulkhead, dock reconstruction and wave attenuator construction. The remaining scope to be completed during phase 2.

Total available funding for this project consists of \$2,500,000 FY18 IST funds. Future funding consists of \$2,500,000 FY23 IST funds and shown as "Future Funding" within the current budget. Also pending are \$2,500,000 FY20 Find Grant funds, which are not shown in the budget and will not be available until after the Find Grant Application has been submitted and approved.



### SCHEDULE SUMMARY

	Original	Actual/Projected
Phase I Start	2/5/2018	2/4/2018
Design Start	8/21/2018	
Construction Start	1/24/2020	
Substantial Completion	10/2/2020	

### PARTICIPATION

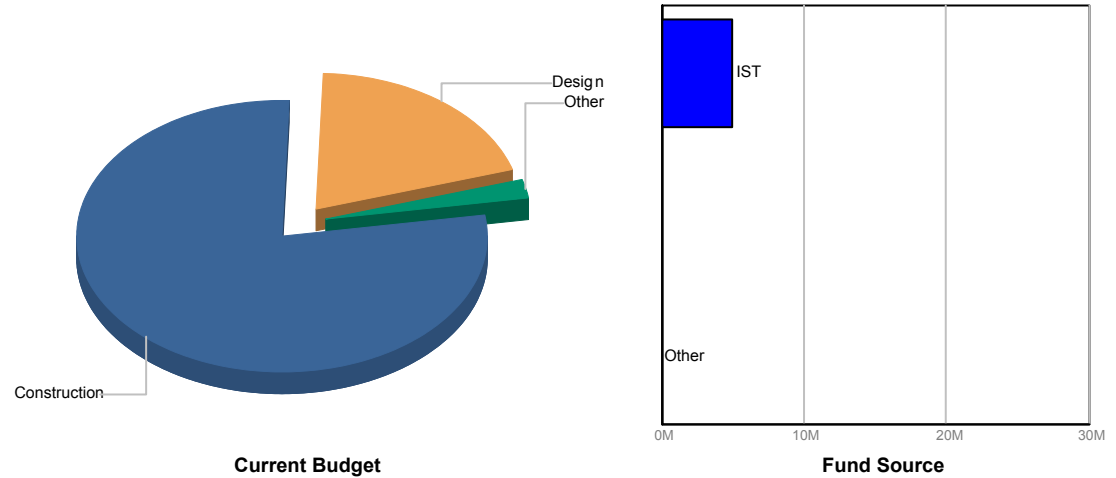
#### Consultant

SBE TBD  
 Local TBD

#### Contractor

SBE TBD  
 Local TBD

### FUNDING



### FINANCIAL SUMMARY

	Project Budget	Committed	% Committed	Paid To Date
	A	B	C=B/A	D
Design	\$385,300	\$0	0.00%	\$0
Construction	\$3,906,200	\$0	0.00%	\$0
Other	\$108,500	\$0	0.00%	\$0
Design	\$600,000	\$0	0.00%	\$0
<b>TOTAL</b>	<b>\$5,000,000</b>	<b>\$0</b>	<b>0.00%</b>	<b>\$0</b>

### NOTES

Contract negotiations are on going. Alan Gerwig & Associates, Inc. has submitted a fee proposal for consideration. Proposal review comments have been returned to AGA, and a proposal review meeting has been scheduled for 7/11/18.



# Monthly Infrastructure Sales Tax Project Report

## Large Cap Projects

Data Date: 06/21/2018

Report Date: 07/12/2018

### DESCRIPTION/TEAM

### SCOPE

### PHOTO

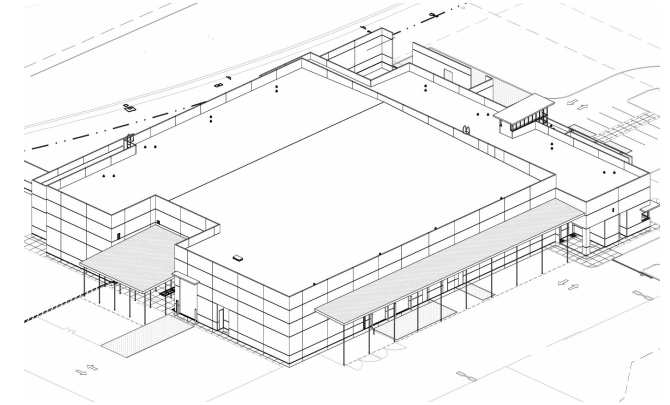
**Project Title: Evidence Building**

Project Number: 14218  
 BCC District: 02  
 Delivery Method: Construction Management  
 Category: S06-Sheriff - FDO  
 Status: Design  
 Designer: Leo Daly  
 Contractor: Pirtle Construction  
 Project Manager: Mike McPherson

The project consists of a new 2-story Evidence Storage/Crime Scene/Crime Lab Facility (Approximately 87,000 GSF) and a 12,000 GSF metal building for impound vehicle storage. The main facility will house property seized by the Sheriff's Office, Administrative Offices, Evidence Processing via the crime scene investigation unit and the crime lab.

Monitored cameras, motion detectors, and restricted access with electronic logging will be provided. The facility will accommodate secure vehicle garage bays that can store large vehicles (i.e. 56' long trailers) holding evidence for investigation or transport.

Site Development (16 Acres) to include user parking (public, booking officers & staff), a fenced/gated impound lot (350 surface spaces) and a limited area of covered parking (pre-fabricated aluminum canopies).



### SCHEDULE SUMMARY

	Original	Actual/Projected
Project Start	3/30/2016	12/21/2016
Design Start	6/28/2017	6/28/2017
Construction Start	7/5/2018	
Substantial Completion	11/5/2019	
Project Completion	11/26/2019	

### PARTICIPATION

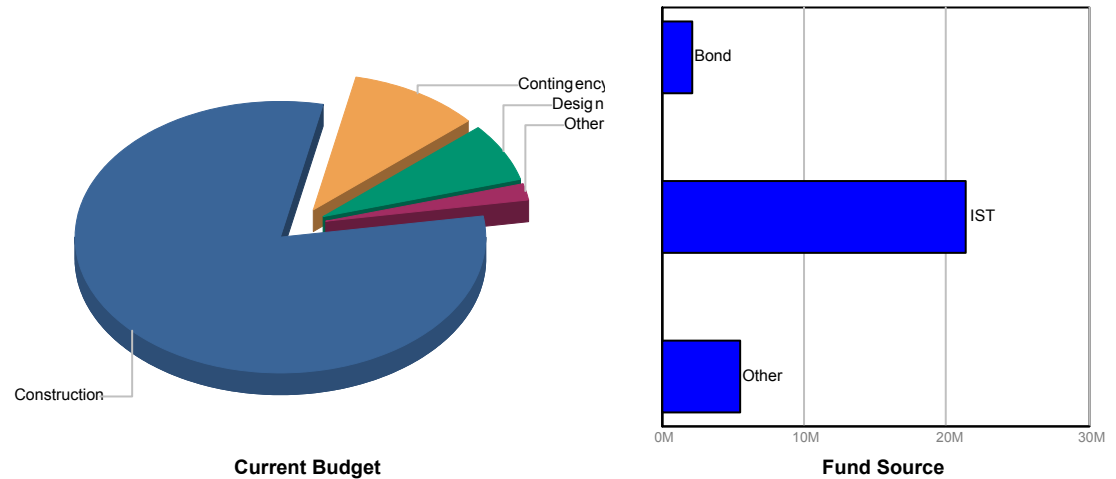
**Consultant**

SBE 35.2%  
 Local 78.96%

**Contractor**

SBE TBD  
 Local TBD

### FUNDING



### FINANCIAL SUMMARY

	Project Budget	Committed	% Committed	Paid To Date
	A	B	C=B/A	D
Design	\$1,961,526	\$1,855,891	94.61%	\$952,346
Construction	\$23,373,369	\$560,678	2.40%	\$215,096
Furniture, Fixtures & Equipment	\$0	\$0	0.00%	\$0
Other	\$602,158	\$167,268	27.78%	\$167,268
Contingency	\$2,995,461	\$0	0.00%	\$0
<b>TOTAL</b>	<b>\$28,932,514</b>	<b>\$2,583,837</b>	<b>8.93%</b>	<b>\$1,334,709</b>

### NOTES

The 95% construction documents were due to be distributed on May 30, 2018 and submitted to the PBC Building Dept. However, the submittal of the drawings to the building department has been delayed due to changes requested by PBSO. These changes will delay the project approximately 60 days to submit the drawings to the building department. Additionally, the construction manager will be delayed in obtaining subcontractor pricing for their GMP until the drawings have been revised .

FY 2017 \$4,395,000, FY 2018 \$13,202,000, FY 2019 \$3,739,540. Total IST funding of \$21,336,540.



# Monthly Infrastructure Sales Tax Project Report

## Large Cap Projects

Data Date: 06/21/2018

Report Date: 07/12/2018

### DESCRIPTION/TEAM

### SCOPE

### PHOTO

**Project Title:** CR 880 Canal Bank Stabilization

Project Number: 1448  
 BCC District: 06  
 Delivery Method: Bid Contract Award  
 Category: C02-CR 880 Canal Bank Stabilization  
 Status: Construction  
 Designer: Wantman Group  
 Contractor: Dickerson Florida, Inc.  
 Project Manager: Holly Knight

This project will repair, restore, and stabilize the embankment along a portion of County Road 880. The South Florida Water Management District's L-13 Canal parallels and is very close to County Road 880. The embankment area for County Road 880 to the canal is minimal. The undermining of the County Road 880 embankment continues due to storm events and increased South Florida Water Management District pumping and has progressively deteriorated. Repair of the embankment is necessary to prevent the eventual collapse of County Road 880 and to ensure the integrity of County Road 880 and provide a safe roadway for the public.



### SCHEDULE SUMMARY

	Original	Actual/Projected
Construction Notice to Proceed	6/5/2017	6/5/2017
Phase III Construction Complete	11/2/2017	10/20/2017
Phase IV-Construction Notice to Proceed	6/1/2018	7/9/2018
Phase IV-Construction Complete	12/1/2018	

### PARTICIPATION

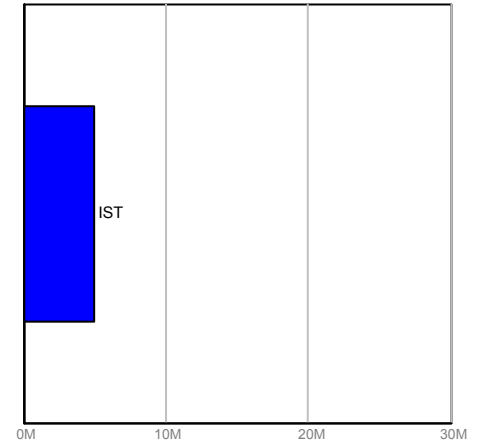
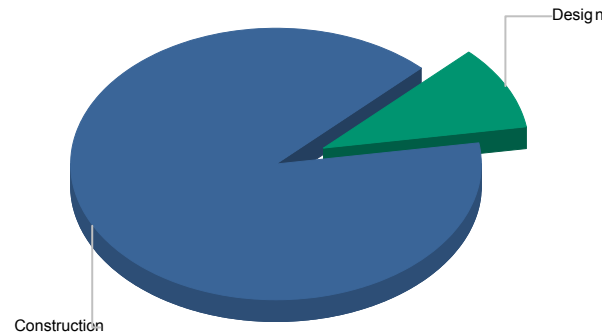
#### Consultant

SBE 15%  
 Local 100%

#### Contractor

SBE 30.2%  
 Local 25%

### FUNDING



Current Budget

Fund Source

### FINANCIAL SUMMARY

	Project Budget	Committed	% Committed	Paid To Date
	A	B	C=B/A	D
Design	\$500,000	\$33,779	6.76%	\$31,807
Construction	\$4,500,000	\$1,456,565	32.37%	\$802,046
Contingency	\$0	\$0	0.00%	\$0
<b>TOTAL</b>	<b>\$5,000,000</b>	<b>\$1,490,344</b>	<b>29.81%</b>	<b>\$833,853</b>

### NOTES

Phases I and II (constructing adjacent locations) were completed in FY 2015 and FY 2016 using non-IST funding. Phase III construction is funded at \$1,000,000 in FY 2017. Phase III construction is complete. Phase IV construction is funded at \$2,000,000 in FY 2018. Phase IV design and permitting are complete and Phase IV construction to start in July, 2018. This project is funded as follows in the following IST amounts: \$1,000,000 in FY2017, \$2,000,000 in FY2018, and \$2,000,000 in FY2024.





# Monthly Infrastructure Sales Tax Project Report

## Large Cap Projects

Data Date: 06/21/2018

Report Date: 07/12/2018

### DESCRIPTION/TEAM

### SCOPE

### PHOTO

**Project Title:** Woolbright Road from Military Trail to Lawrence Road

Project Number: 1469  
 BCC District: 04  
 Delivery Method: Annual Construction Contract  
 Category: R04-Resurfacing  
 Status: Construction  
 Designer: N/A  
 Contractor: Ranger and Hinterland  
 Project Manager: Mark Kroeger

Resurfacing 1 mile (4 lane miles) and replacing storm inlets on Woolbright Road from Military Trail to Lawrence Road.



### SCHEDULE SUMMARY

	Original	Actual/Projected
Drainage Contract approved	4/4/2017	4/4/2017
ADA (Curb/Cut Ramps) contract approved	4/11/2017	4/11/2017
Mill/Pave Contract approved	4/14/2017	4/14/2017
Drainage Notice to Proceed	4/19/2017	4/19/2017
Drainage Complete	7/7/2017	7/7/2017
ADA (Curb/Cut Ramps) Complete	7/18/2017	7/18/2017
Traffic Striping Award	8/24/2017	8/24/2017
Milling and Pavement Complete	9/21/2017	9/21/2017
Traffic Striping Complete	11/20/2017	11/20/2017
Traffic Loops Complete	6/1/2018	5/29/2018

### PARTICIPATION

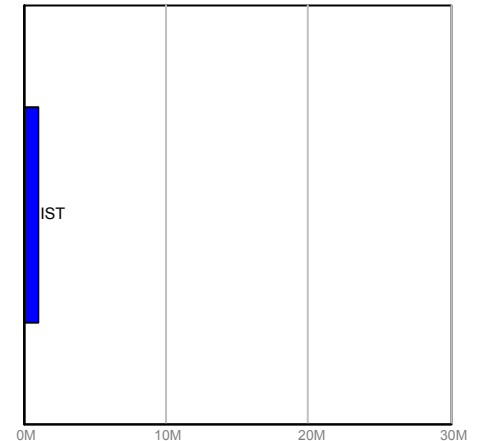
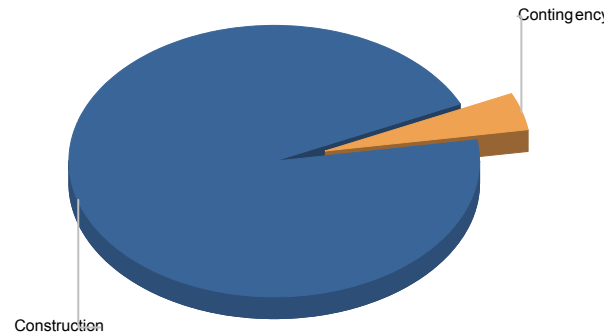
#### Consultant

SBE N/A  
 Local N/A

#### Contractor

SBE 65.2%  
 Local 100%

### FUNDING



Current Budget

Fund Source

### FINANCIAL SUMMARY

	Project Budget	Committed	% Committed	Paid To Date
	A	B	C=B/A	D
Design	\$0	\$0	0.00%	\$0
Construction	\$956,104	\$778,736	81.45%	\$778,736
Other	\$0	\$13,417	0.00%	\$13,417
Contingency	\$43,896	\$0	0.00%	\$0
<b>TOTAL</b>	<b>\$1,000,000</b>	<b>\$792,153</b>	<b>79.22%</b>	<b>\$792,153</b>

### NOTES

Work is complete. A Type 1 transfer to sweep the remaining balance of the project to reserves is forthcoming.



# Monthly Infrastructure Sales Tax Project Report

## Large Cap Projects

Data Date: 06/21/2018

Report Date: 07/12/2018

### DESCRIPTION/TEAM

### SCOPE


### PHOTO

**Project Title: Main Detention Center Electronics**

Project Number: 15218  
 BCC District: 02  
 Delivery Method: Construction Management  
 Category: S06-Sheriff - FDO  
 Status: Design  
 Designer: Leo A. Daly  
 Contractor: Hedrick Brothers Construction  
 Project Manager: Mike McPherson

Phase II - Electronics for the South, East, and West Towers at the Main Detention Center, which have continually operated since the early 1980's. These systems include door controls, intercom, nurse's call system, CCTV, upgrade of EST3 software for fire alarm and new infrastructure for the future expansion of the CCTV system.

FY 2017 IST \$5,600,000  
 FY 2018 IST \$4,700,000



### SCHEDULE SUMMARY

	Original	Actual/Projected
Project Start	7/9/2015	6/9/2015
Design Start	6/21/2016	6/21/2016
Construction Start	3/19/2018	12/7/2017
Substantial Completion	3/15/2022	
Project Completion	6/30/2022	

### PARTICIPATION

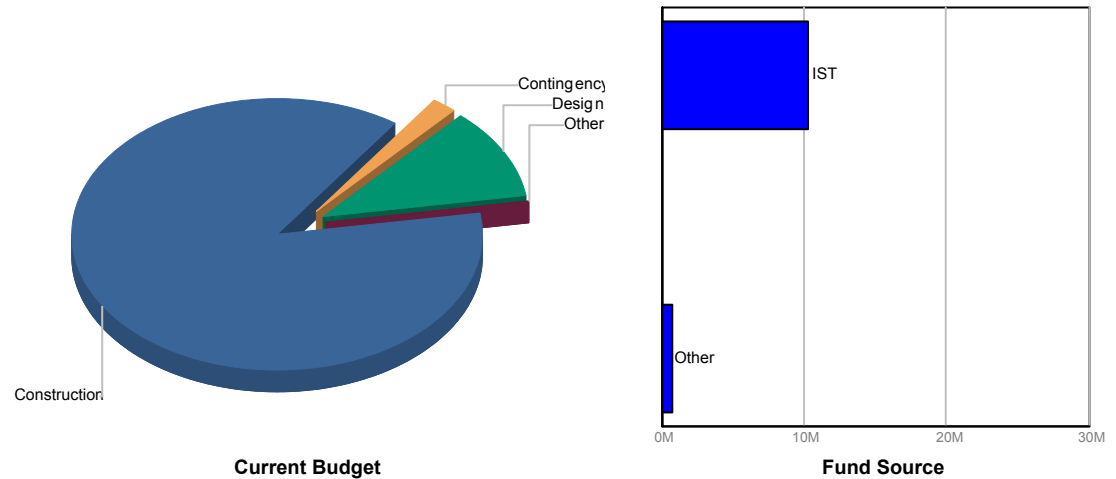
#### Consultant

SBE 19.88%  
 Local 67%

#### Contractor

SBE TBD  
 Local TBD

### FUNDING



### FINANCIAL SUMMARY

	Project Budget	Committed	% Committed	Paid To Date
	A	B	C=B/A	D
Design	\$1,181,817	\$984,719	83.32%	\$225,089
Construction	\$9,600,000	\$7,928,506	82.59%	\$0
Furniture, Fixtures & Equipment	\$0	\$0	0.00%	\$0
Other	\$3,000	\$43,525	1,450.83%	\$43,525
Contingency	\$215,183	\$0	0.00%	\$0
<b>TOTAL</b>	<b>\$11,000,000</b>	<b>\$8,956,750</b>	<b>81.42%</b>	<b>\$268,614</b>

### NOTES

We have issued the NTP to Hedrick Brothers for WDC A & B as we have received the building permit. We held a pre-construction meeting with PBSO and HB to confirm our processes and reviewed the logistics and protocols for constructing while the jail is in operation. Additionally, HB has been moving forward with providing submittals and shop drawings for approval on WDC as well as MDC. Concurrently, HB and their electrical subcontractors and low voltage subcontractors are surveying the existing pathways as well as determining new pathways for their conduit and soffi steel.



# Monthly Infrastructure Sales Tax Project Report

## Large Cap Projects

Data Date: 06/21/2018

Report Date: 07/12/2018

### DESCRIPTION/TEAM

### SCOPE

### PHOTO

**Project Title:** Military Trail from PGA Blvd. to Donald Ross Rd.  
**Project Number:** 1531  
**BCC District:** 01  
**Delivery Method:** Annual Construction Contract  
**Category:** R04-Resurfacing  
**Status:** Construction  
**Designer:** N/A  
**Contractor:** Ranger  
**Project Manager:** Mark Kroeger

Resurfacing and drainage repairs for 3 miles (18 lane miles) of Military Trail from PGA Boulevard to Donald Ross Road.



### SCHEDULE SUMMARY

	Original	Actual/Projected
Drainage Contract Awarded	10/17/2016	10/17/2016
Milling/Pavement Contract Awarded	11/22/2016	11/22/2016
ADA (Curb/Cut Ramps) Contract Awarded	6/20/2017	6/20/2017
Drainage Complete	6/29/2017	6/29/2017
Traffic Striping Award	7/11/2017	7/11/2017
Milling and Pavement Complete	8/29/2017	8/29/2017
ADA (Curb/Cut Ramps) Complete	10/6/2017	10/6/2017
Traffic Loops Award	12/5/2017	12/5/2017
Traffic Striping Complete	1/22/2018	1/22/2018
Traffic Loops Complete	2/20/2018	2/20/2018

### PARTICIPATION

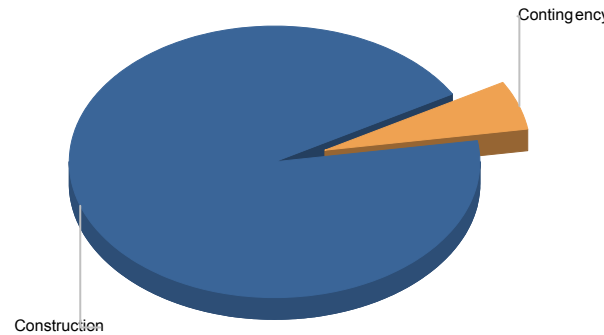
#### Consultant

SBE N/A  
 Local N/A

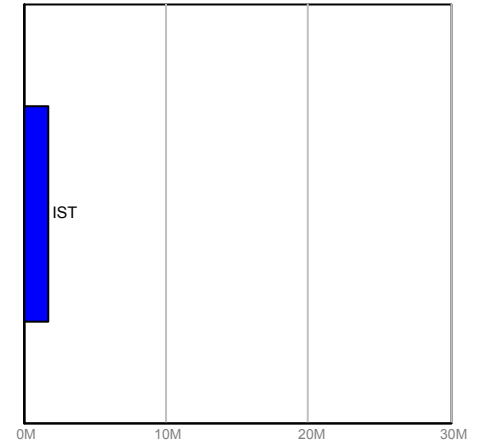
#### Contractor

SBE 36.1%  
 Local 100%

### FUNDING



Current Budget



Fund Source

### FINANCIAL SUMMARY

	Project Budget	Committed	% Committed	Paid To Date
	A	B	C=B/A	D
Design	\$0	\$0	0.00%	\$0
Construction	\$1,696,680	\$1,562,236	92.08%	\$1,562,236
Contingency	\$103,320	\$13,990	13.54%	\$13,990
<b>TOTAL</b>	<b>\$1,800,000</b>	<b>\$1,576,226</b>	<b>87.57%</b>	<b>\$1,576,226</b>

### NOTES

Work is complete. A type 1 transfer to sweep the remaining balance of the project budget to reserves is forthcoming.



# Monthly Infrastructure Sales Tax Project Report

## Large Cap Projects

Data Date: 06/21/2018

Report Date: 07/12/2018

### DESCRIPTION/TEAM

### SCOPE

### PHOTO

**Project Title:** Palm Beach Lakes Blvd over FEC R/R (937709)  
**Project Number:** 1532  
**BCC District:** 07  
**Delivery Method:** Design CCNA  
**Category:** B04-Bridge Modifications  
**Status:** Design  
**Designer:** TBD  
**Contractor:** TBD  
**Project Manager:** Kathleen Farrell

This project will rehabilitate an existing bridge that was built over 50 years ago. The project will improve traffic safety (lane widths, pedestrian barrier, railings) and may involve other improvements such as shoulders, bike lanes, and sidewalks.



### SCHEDULE SUMMARY

	Original	Actual/Projected
Project Start	9/30/2017	9/30/2017
Design Procurement Finish	9/3/2018	
Design Start	9/3/2018	
Permit Application	6/3/2019	
Permit Issued	6/1/2020	
Design Finish	9/1/2020	
Construction Start	2/1/2021	
Construction Finish	2/1/2023	
Project Completion	2/1/2023	

### PARTICIPATION

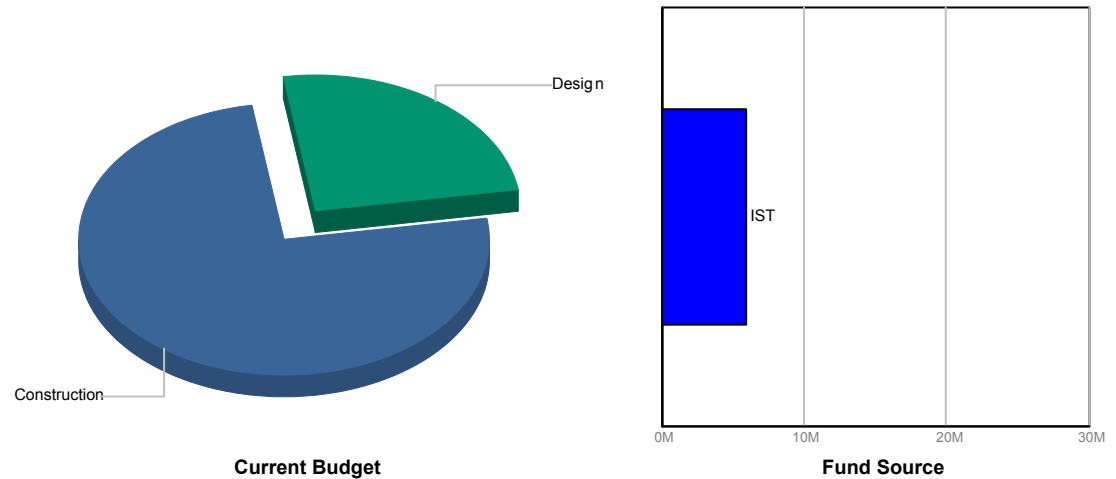
#### Consultant

SBE TBD  
 Local TBD

#### Contractor

SBE TBD  
 Local TBD

### FUNDING



### FINANCIAL SUMMARY

	Project Budget	Committed	% Committed	Paid To Date
	A	B	C=B/A	D
Design	\$1,500,000	\$1,255	0.08%	\$1,255
Construction	\$4,500,000	\$402	0.01%	\$402
Other	\$0	\$15,076	0.00%	\$15,076
Contingency	\$0	\$0	0.00%	\$0
<b>TOTAL</b>	<b>\$6,000,000</b>	<b>\$16,733</b>	<b>0.28%</b>	<b>\$16,733</b>

### NOTES

The project is in the coordination stage with stakeholders including the City of West Palm Beach and the Community Redevelopment Agency to determine scope and design parameters for the rehabilitation of the bridge superstructure. This project is funded for design in FY 2017. Construction is currently included in the plan for FY 2021.



# Monthly Infrastructure Sales Tax Project Report

## Large Cap Projects

Data Date: 06/21/2018

Report Date: 07/12/2018

### DESCRIPTION/TEAM

### SCOPE

### PHOTO

**Project Title:** Sections of Jog Road

This project consists of restriping sections of Jog Road.



Project Number: 1537  
 BCC District: Multiple  
 Delivery Method: Annual Striping Contract  
 Category: S16-Striping  
 Status: Construction  
 Designer: N/A  
 Contractor: Oglesby  
 Project Manager: Larry Kelly

### SCHEDULE SUMMARY

	Original	Actual/Projected
Summit to Gun Club Complete	9/20/2017	9/20/2017
PGA to Hood Complete	10/31/2017	10/31/2017
10th Avenue N. to Summit Complete	1/22/2018	1/22/2018
Wallis to Roebuck Complete	3/7/2018	3/7/2018

### PARTICIPATION

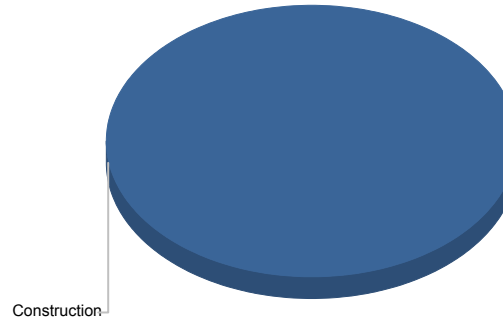
#### Consultant

SBE N/A  
 Local N/A

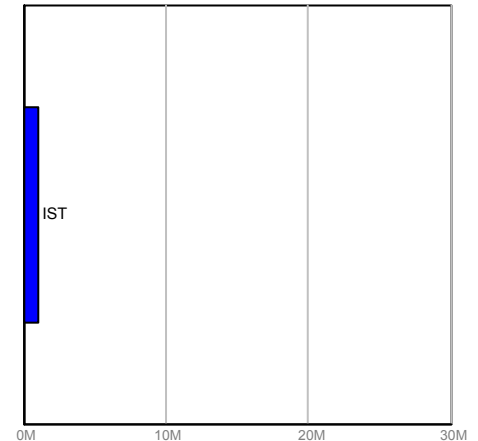
#### Contractor

SBE 75%  
 Local 75%

### FUNDING



Current Budget



Fund Source

### FINANCIAL SUMMARY

	Project Budget	Committed	% Committed	Paid To Date
	A	B	C=B/A	D
Design	\$0	\$0	0.00%	\$0
Construction	\$1,100,000	\$309,430	28.13%	\$243,220
Contingency	\$0	\$0	0.00%	\$0
<b>TOTAL</b>	<b>\$1,100,000</b>	<b>\$309,430</b>	<b>28.13%</b>	<b>\$243,220</b>

### NOTES

Jog Road is a North-South major County thoroughfare. This project consists of re-striping sections of Jog Road. The restriping scheduled for FY2017 has been completed. This project is funded in:

FY 2017	\$350,000
FY 2021	\$150,000
FY 2022	\$100,000
FY 2023	\$100,000
FY 2024	\$200,000
FY 2026	\$200,000





# Monthly Infrastructure Sales Tax Project Report

## Large Cap Projects

Data Date: 06/21/2018

Report Date: 07/12/2018

### DESCRIPTION/TEAM

### SCOPE

### PHOTO

**Project Title:** CR 880

Project Number: 1539  
 BCC District: 06  
 Delivery Method: Annual Construction Contract  
 Category: R04-Resurfacing  
 Status: Construction  
 Designer: N/A  
 Contractor: Community  
 Project Manager: Mark Kroeger

Resurfacing 2 miles (4 lane miles) of County Road 880 from Sam Senter Road east for 2 miles.



### SCHEDULE SUMMARY

	Original	Actual/Projected
FY 2017 Construction Complete	12/22/2017	12/22/2017

### PARTICIPATION

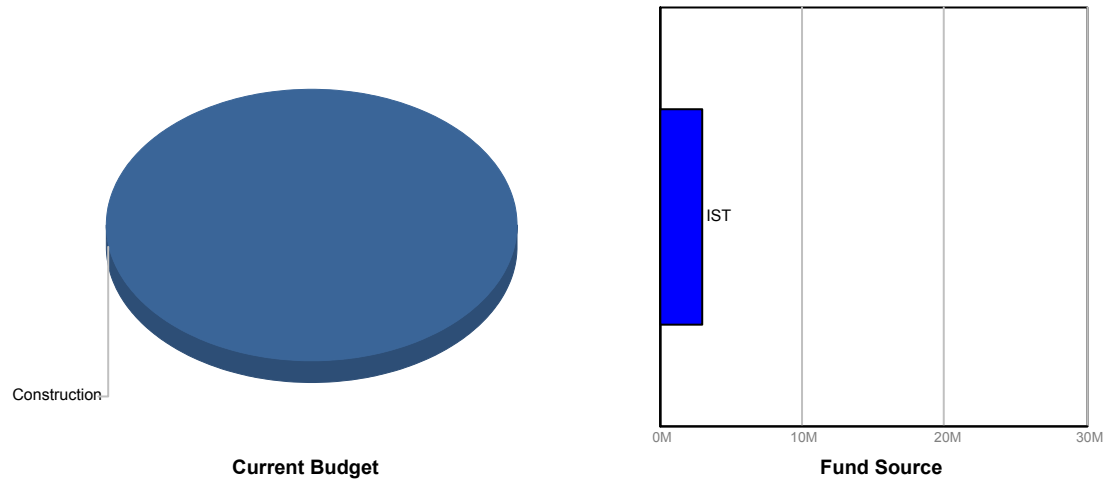
#### Consultant

SBE N/A  
 Local N/A

#### Contractor

SBE 8.9%  
 Local 100%

### FUNDING



### FINANCIAL SUMMARY

	Project Budget	Committed	% Committed	Paid To Date
	A	B	C=B/A	D
Design	\$0	\$0	0.00%	\$0
Construction	\$3,000,000	\$521,129	17.37%	\$281,669
Contingency	\$0	\$0	0.00%	\$0
<b>TOTAL</b>	<b>\$3,000,000</b>	<b>\$521,129</b>	<b>17.37%</b>	<b>\$281,669</b>

### NOTES

County Road 880 is approximately 19 miles in length. This project entails resurfacing a portion (\$300,000) of County Road 880 each year. Construction for FY 2017 is complete.



# Monthly Infrastructure Sales Tax Project Report

## Large Cap Projects

Data Date: 06/21/2018

Report Date: 07/12/2018

### DESCRIPTION/TEAM

### SCOPE

### PHOTO

**Project Title:** Brown's Farms Road

Resurfacing 2 miles (4 lane miles) of Brown's Farms Road from 10 miles south of County Road 880 to 12 miles south of County Road 880.



Project Number: 1540  
 BCC District: 06  
 Delivery Method: Annual Construction Contract  
 Category: R04-Resurfacing  
 Status: Construction  
 Designer: N/A  
 Contractor: Community  
 Project Manager: Mark Kroeger

### SCHEDULE SUMMARY

	Original	Actual/Projected
FY 2017 Construction Complete	12/22/2017	12/22/2017
FY 2018 Construction Complete	12/1/2018	

### PARTICIPATION

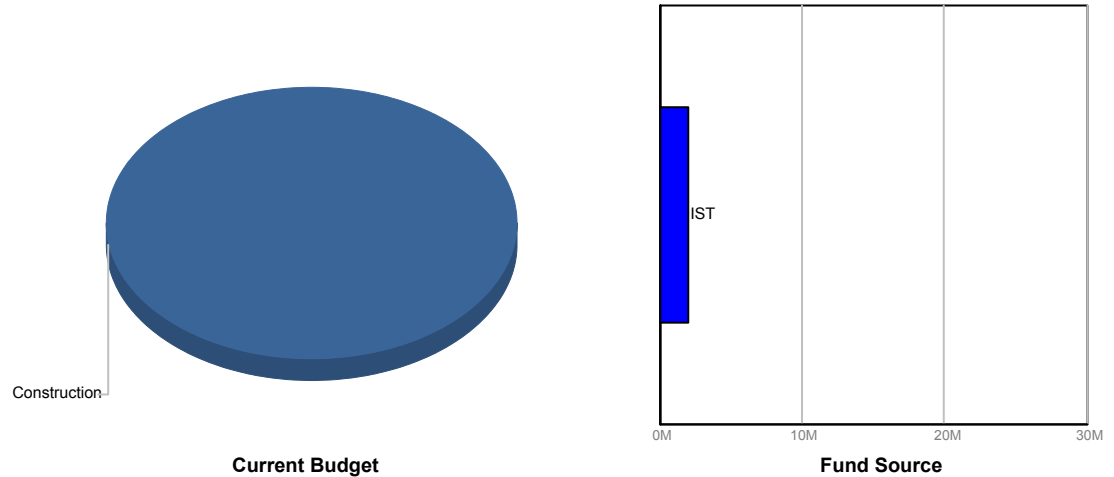
#### Consultant

SBE N/A  
 Local N/A

#### Contractor

SBE 2%  
 Local 100%

### FUNDING



### FINANCIAL SUMMARY

	Project Budget	Committed	% Committed	Paid To Date
	A	B	C=B/A	D
Design	\$0	\$0	0.00%	\$0
Construction	\$2,000,000	\$374,220	18.71%	\$157,220
Contingency	\$0	\$0	0.00%	\$0
<b>TOTAL</b>	<b>\$2,000,000</b>	<b>\$374,220</b>	<b>18.71%</b>	<b>\$157,220</b>

### NOTES

Brown's Farm Road is approximately 14 miles in length. This project entails resurfacing a portion (\$200,000) of Brown's Farm Road each year. Construction for FY 2017 is complete.



# Monthly Infrastructure Sales Tax Project Report

## Large Cap Projects

Data Date: 06/21/2018

Report Date: 07/12/2018

### DESCRIPTION/TEAM

### SCOPE

### PHOTO

**Project Title:** Various other locations Countywide

Project Number: 1558  
 BCC District: Multiple  
 Delivery Method: Annual Construction Contract  
 Category: D02-Drainage (Pipe Replacements)  
 Status: Construction  
 Designer: N/A  
 Contractor: Hinterland  
 Project Manager: Mark Kroeger

This project will repair and/or replace existing pipe culverts and drainage structures along various roads and canals Countywide. These repairs are needed in order to properly drain and maintain the various roads and canals in a safe operating condition.



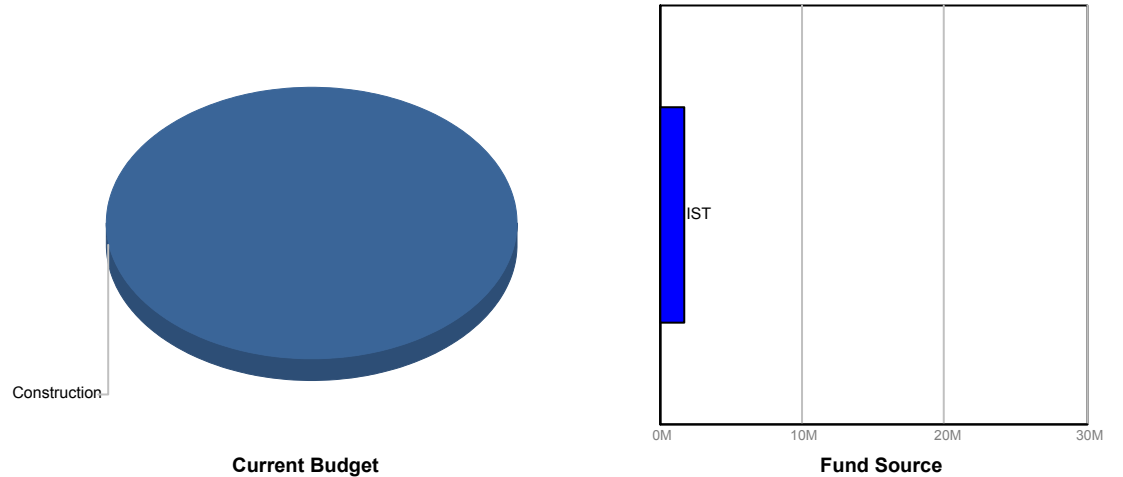
### SCHEDULE SUMMARY

### PARTICIPATION

### FUNDING

	Original	Actual/Projected
Limestone Creek & Palm Garden St.	7/1/2018	
Jupiter Farms (133rd Rd. & 156th St.)	7/1/2018	
1069 Edgehill Road	7/15/2018	
3261 Atlantic Road	7/15/2018	
Van Buren Road @ E-3 Canal	8/1/2018	6/15/2018
19582 Trails End Terrace	8/1/2018	
19598 Trails End Terrace	8/15/2018	
6558 Wood Lake Road	8/15/2018	
19506 Trails End Terrace	8/15/2018	5/11/2018
6361 Wood Lake Road	9/1/2018	
19650 Red Maple Road	9/1/2018	
Jupiter Farms (4 locates)	9/15/2018	
6126 Wood Lake Road	9/15/2018	

**Consultant**  
 SBE N/A  
 Local N/A  
**Contractor**  
 SBE 100%  
 Local 100%



### FINANCIAL SUMMARY

### NOTES

	Project Budget	Committed	% Committed	Paid To Date
	A	B	C=B/A	D
Construction	\$1,700,000	\$487,933	28.70%	\$8,611
Contingency	\$0	\$0	0.00%	\$0
<b>TOTAL</b>	<b>\$1,700,000</b>	<b>\$487,933</b>	<b>28.70%</b>	<b>\$8,611</b>

This project is funded in:  
 FY 2018 \$500,000  
 FY 2021 \$500,000  
 FY 2022 \$200,000  
 FY 2023 \$200,000  
 FY 2024 \$200,000  
 FY 2025 \$100,000  
 The total project is estimated at \$1,700,000.



# Monthly Infrastructure Sales Tax Project Report

## Large Cap Projects

Data Date: 06/21/2018

Report Date: 07/12/2018

### DESCRIPTION/TEAM

### SCOPE

### PHOTO

**Project Title:** Military Tr. from Hypoluxo Rd. to Lake Worth Rd.  
**Project Number:** 1562  
**BCC District:** 02, 03  
**Delivery Method:** Annual Construction Contract  
**Category:** R04-Resurfacing  
**Status:** Construction  
**Designer:** N/A  
**Contractor:** Ranger  
**Project Manager:** Mark Kroeger

Resurfacing and drainage repairs for 3.2 miles (19.2 lane miles) of Military Tr. from Hypoluxo Rd. to Lake Worth Rd.



### SCHEDULE SUMMARY

### PARTICIPATION

### FUNDING

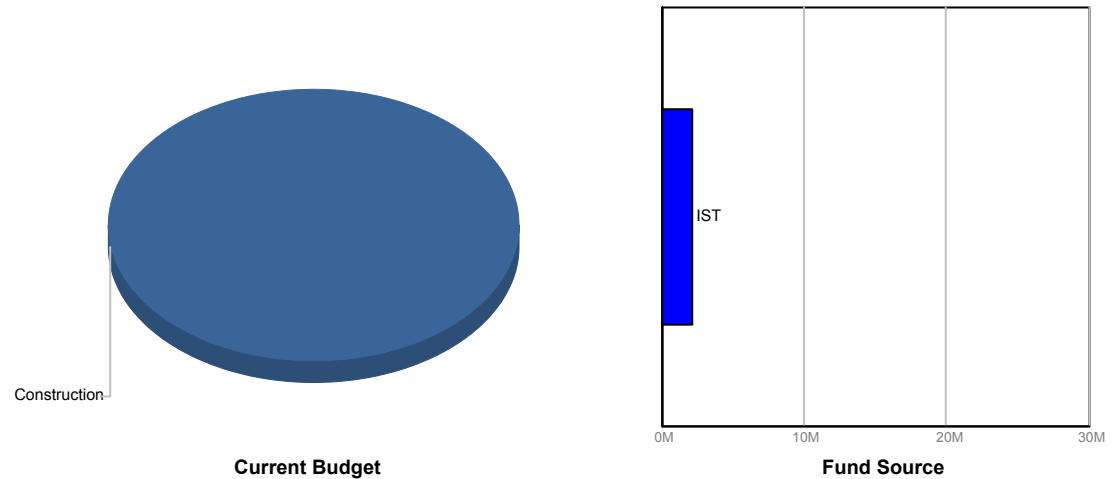
	Original	Actual/Projected
Drainage Contract Awarded	1/2/2018	1/2/2018
Drainage Complete	4/1/2018	7/13/2018
Milling and Pavement Complete	6/1/2018	7/20/2018
ADA (Curb/Cut Ramps) Complete	10/12/2018	
Traffic Striping Complete	11/30/2018	
Traffic Loops Complete	12/28/2018	

#### Consultant

SBE N/A  
 Local N/A

#### Contractor

SBE 15%  
 Local 100%



### FINANCIAL SUMMARY

### NOTES

	Project Budget	Committed	% Committed	Paid To Date
	A	B	C=B/A	D
Construction	\$2,200,000	\$1,786,238	81.19%	\$0
Contingency	\$0	\$0	0.00%	\$0
<b>TOTAL</b>	<b>\$2,200,000</b>	<b>\$1,786,238</b>	<b>81.19%</b>	<b>\$0</b>

Outstanding work includes paving, updating ADA ramps, restriping the road, and replacing traffic loops.



# Monthly Infrastructure Sales Tax Project Report

## Large Cap Projects

Data Date: 06/21/2018

Report Date: 07/12/2018

### DESCRIPTION/TEAM

### SCOPE

### PHOTO

**Project Title:** Lawrence Rd. from Boynton Beach Blvd. to Lantana Rd.  
**Project Number:** 1563  
**BCC District:** Multiple  
**Delivery Method:** Annual Construction Contract  
**Category:** R04-Resurfacing  
**Status:** Construction  
**Designer:** N/A  
**Contractor:** Ranger and Wynn & Sons  
**Project Manager:** Mark Kroeger

Resurfacing and drainage repairs for 4.2 miles (19.2 lane miles) and spot roadway restoration of Lawrence Rd. from Boynton Beach Blvd. to Lantana Rd.



### SCHEDULE SUMMARY

### PARTICIPATION

### FUNDING

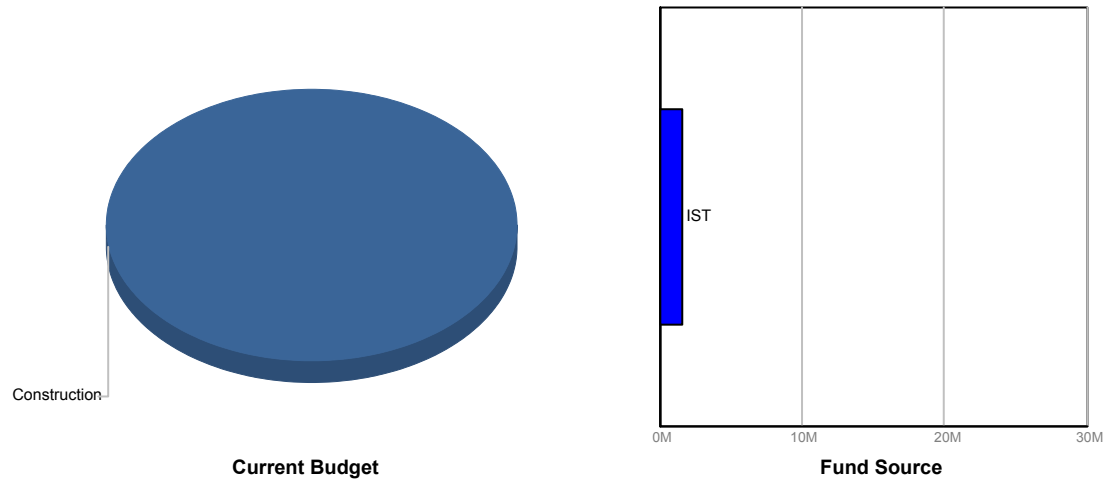
	Original	Actual/Projected
Roadway Restoration Complete	9/1/2018	
Drainage Complete	11/1/2018	
Milling and Pavement Complete	1/1/2019	
ADA (Curb/Cut Ramps) Complete	3/1/2019	
Traffic Striping Complete	5/1/2019	
Traffic Loops Complete	7/1/2019	

#### Consultant

SBE N/A  
 Local N/A

#### Contractor

SBE 15%  
 Local 100%



### FINANCIAL SUMMARY

### NOTES

	Project Budget	Committed	% Committed	Paid To Date
	A	B	C=B/A	D
Construction	\$1,600,000	\$1,395,000	87.19%	\$0
Contingency	\$0	\$0	0.00%	\$0
<b>TOTAL</b>	<b>\$1,600,000</b>	<b>\$1,395,000</b>	<b>87.19%</b>	<b>\$0</b>

Outstanding work includes spot roadway restoration, drainage repair, milling and paving, updating ADA ramps, restriping the road, and replacing traffic loops.





# Monthly Infrastructure Sales Tax Project Report

## Large Cap Projects

Data Date: 06/21/2018

Report Date: 07/12/2018

### DESCRIPTION/TEAM

### SCOPE

### PHOTO

**Project Title:** Northlake Blvd. from Military Trail to Beeline Hwy.  
**Project Number:** 1564  
**BCC District:** 01  
**Delivery Method:** Annual Construction Contract  
**Category:** R04-Resurfacing  
**Status:** Construction  
**Designer:** N/A  
**Contractor:** Ranger  
**Project Manager:** Mark Kroeger

Resurfacing 2.9 miles (17.4 lane miles) of Northlake Blvd. from Military Trail to Beeline Hwy.



### SCHEDULE SUMMARY

### PARTICIPATION

### FUNDING

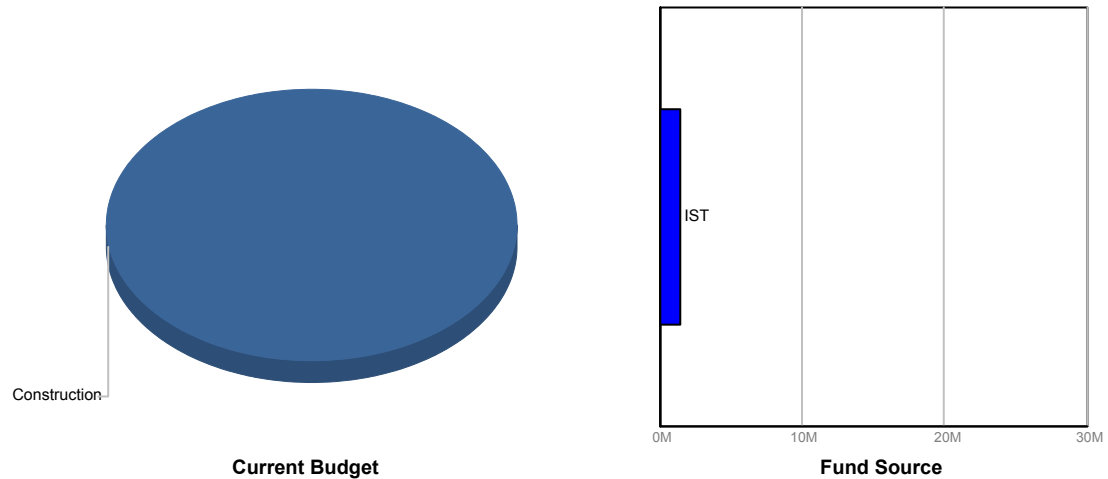
	Original	Actual/Projected
Milling and Pavement Complete	1/5/2018	1/5/2018
ADA (curb/cut ramps) Complete	2/6/2018	2/6/2018
Traffic Striping Complete	5/1/2018	5/2/2018
Traffic Loops Complete	6/1/2018	5/22/2018

#### Consultant

SBE N/A  
 Local N/A

#### Contractor

SBE 26%  
 Local 100%



### FINANCIAL SUMMARY

### NOTES

	Project Budget	Committed	% Committed	Paid To Date
	A	B	C=B/A	D
Construction	\$1,500,000	\$1,276,459	85.10%	\$1,258,459
Contingency	\$0	\$0	0.00%	\$0
<b>TOTAL</b>	<b>\$1,500,000</b>	<b>\$1,276,459</b>	<b>85.10%</b>	<b>\$1,258,459</b>

Work is complete; Final payments are pending. A type 1 transfer to sweep the remaining balance of the project budget to reserves is forthcoming.



# Monthly Infrastructure Sales Tax Project Report

## Large Cap Projects

Data Date: 06/21/2018

Report Date: 07/12/2018

### DESCRIPTION/TEAM

### SCOPE

### PHOTO

**Project Title:** Okeechobee Blvd. from Sem. Pratt Whitney Rd to Royal Palm Beach Blvd.  
**Project Number:** 1565  
**BCC District:** 06  
**Delivery Method:** Annual Construction Contract  
**Category:** R04-Resurfacing  
**Status:** Construction  
**Designer:** N/A  
**Contractor:** Ranger  
**Project Manager:** Mark Kroeger

Resurfacing 4.9 miles (12.6 lane miles) of Okeechobee Blvd. from Sem. Pratt Whitney Rd to Royal Palm Beach Blvd.



### SCHEDULE SUMMARY

	Original	Actual/Projected
Milling and Pavement Complete	3/9/2018	3/22/2018
ADA (Curb/Cut Ramps) Complete	5/1/2018	
Traffic Striping Complete	6/1/2018	6/12/2018
Taffic Loops Complete	7/1/2018	

### PARTICIPATION

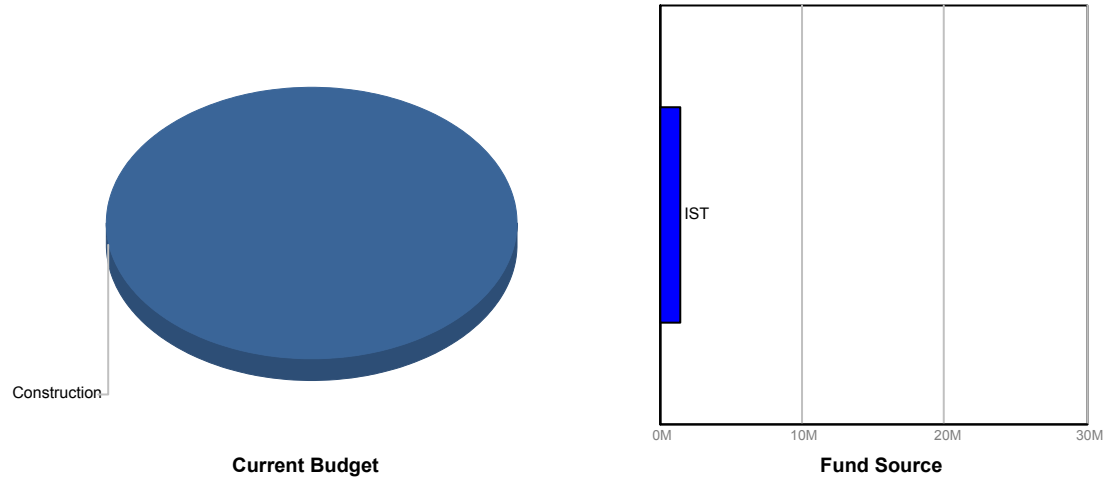
#### Consultant

SBE N/A  
 Local N/A

#### Contractor

SBE 15%  
 Local 100%

### FUNDING



### FINANCIAL SUMMARY

	Project Budget	Committed	% Committed	Paid To Date
	A	B	C=B/A	D
Construction	\$1,500,000	\$1,103,542	73.57%	\$984,542
Contingency	\$0	\$0	0.00%	\$0
<b>TOTAL</b>	<b>\$1,500,000</b>	<b>\$1,103,542</b>	<b>73.57%</b>	<b>\$984,542</b>

### NOTES

Outstanding work includes updating ADA ramps, and replacing traffic loops.



# Monthly Infrastructure Sales Tax Project Report

## Large Cap Projects

Data Date: 06/21/2018

Report Date: 07/12/2018

### DESCRIPTION/TEAM

### SCOPE

### PHOTO

**Project Title:** Video Detection (80 +/- intersection)

This project will replace the traffic detection at numerous signalized intersections from the existing inductive loop system to video detection. The video detection system is more reliable and easier to maintain.



Project Number: 1580  
 BCC District: Multiple  
 Delivery Method: Annual Traffic Signals Contract  
 Category: S08-Signals and Signal Systems  
 Status: Construction  
 Designer: N/A  
 Contractor: Gerelco  
 Project Manager: Fattoush Jafar

### SCHEDULE SUMMARY

### PARTICIPATION

### FUNDING

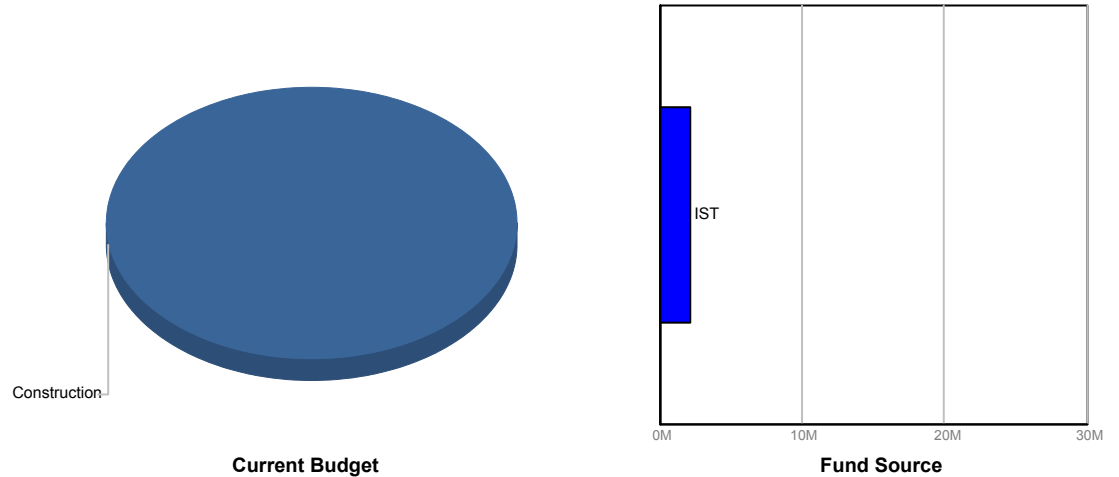
	Original	Actual/Projected
Military Tr. & Garden Lake	7/1/2018	
Gateway & Renaissance Commons	8/1/2018	
Australian & Turnage	9/1/2018	
Woolbright & Hagen Ranch	10/1/2018	
Belvedere & Country Club Road	11/1/2018	
Palm Beach Lakes & Wellesley	12/1/2018	

#### Consultant

SBE N/A  
 Local N/A

#### Contractor

SBE 0%  
 Local 23%



### FINANCIAL SUMMARY

### NOTES

	Project Budget	Committed	% Committed	Paid To Date
	A	B	C=B/A	D
Construction	\$2,200,000	\$198,238	9.01%	\$0
Contingency	\$0	\$0	0.00%	\$0
<b>TOTAL</b>	<b>\$2,200,000</b>	<b>\$198,238</b>	<b>9.01%</b>	<b>\$0</b>

This project is funded in:  
 FY 2018 \$200,000  
 FY 2023 \$300,000  
 FY 2024 \$800,000  
 FY 2026 \$900,000  
 The total project is estimated at \$2,200,000.



# Monthly Infrastructure Sales Tax Project Report

## Large Cap Projects

Data Date: 06/21/2018

Report Date: 07/12/2018

### DESCRIPTION/TEAM

### SCOPE

### PHOTO

**Project Title:** FY 2018 Street Lighting LED Replacements - Countywide  
**Project Number:** 1581  
**BCC District:** CW  
**Delivery Method:** Florida Power and Light  
**Category:** S14-Street Lighting  
**Status:** Design  
**Designer:** Florida Power and Light  
**Contractor:** Florida Power and Light  
**Project Manager:** Amy Harris

These projects will replace the high pressure sodium street lights with LED lights. Many of the street lights along County roads are owned and maintained by Florida Power and Light (FPL) with the County paying all the operation and maintenance costs (including power). FPL will be responsible for the final design and installation to convert the street lighting to the newer LED technology, and the County will reimburse FPL all applicable conversion costs. The result will provide a cost savings, better quality illumination, and a more desirable environmental light source.



### SCHEDULE SUMMARY

### PARTICIPATION

### FUNDING

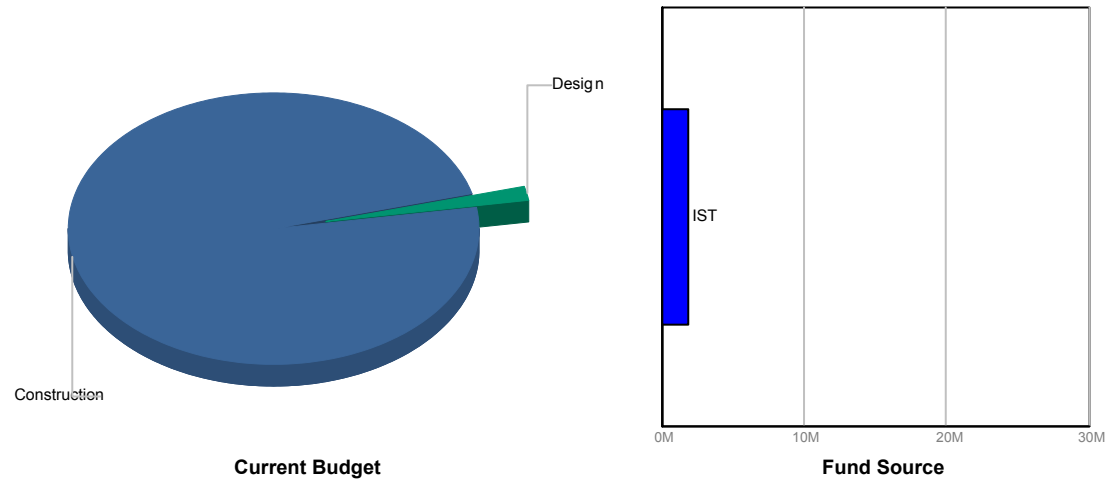
	Original	Actual/Projected
Hypoluxo Road/Hagen Ranch to I-95		
Boynton Beach Boulevard/Turnpike to Kn		
Haverhill/State Road 80 to Lake Worth		
Belvedere Road/RPB City to Haverhill Cit		
Haverhill Road/WPB City to Haverhill City		
Glades Road/State Road 7 to Boca Rio		
Gun Club Road/Bosque to Congress		
Jog Road/Belvedere to State Road 80		
Forest Hill/Turnpike to Pinehurst & Jog to		
Congress/Okeechobee to Belvedere		
Congress/Lantana to Hypoluxo & Gun Cl		
Gateway/Military to Windward		
10th Avenue North/Haverhill to Kirk		
Community/Haverhill to Military		

#### Consultant

SBE N/A  
 Local N/A

#### Contractor

SBE N/A  
 Local N/A



### FINANCIAL SUMMARY

### NOTES

	Project Budget	Committed	% Committed	Paid To Date
	A	B	C=B/A	D
Design	\$30,000	\$0	0.00%	\$0
Construction	\$1,920,000	\$21,403	1.11%	\$15,567
Contingency	\$0	\$0	0.00%	\$0
<b>TOTAL</b>	<b>\$1,950,000</b>	<b>\$21,403</b>	<b>1.10%</b>	<b>\$15,567</b>

There are 16 street lighting projects (road segments) funded (\$1,950,000) for conversion in FY 2018. Illumination analysis has been completed for three projects. Those three projects have been forwarded to FPL - requesting final design and installation. The remaining 13 projects will be assigned to FPL over the next six months.



# Monthly Infrastructure Sales Tax Project Report

## Large Cap Projects

Data Date: 06/21/2018

Report Date: 07/12/2018

### DESCRIPTION/TEAM

### SCOPE

### PHOTO

**Project Title:** Courthouse Electronics System R&R/Command Center  
**Project Number:** 16208  
**BCC District:** 07  
**Delivery Method:** Construction Management  
**Category:** J02-Judicial  
**Status:** Design  
**Designer:** TLC Engineering  
**Contractor:** Hedrick Brothers Construction Co., Inc.  
**Project Manager:** Rich Avery

Security Systems replacement at the Main County Courthouse including the Security Management System, Access Control System, CCTV system, Duress System, Intercom, Elevator Override, and Fire Alarm. The Project will also include addressing the emergency egress procedures for the facility, as well as build-out for the expansion of the 4th floor Command Center.



Total IST, Ad Valorem, and General funding for this project is \$16,452,328; Total IST funds are \$12,999,700, which are comprised of FY17 IST funds of \$1,300,000 and FY18 IST funds of \$8,699,700 and are currently available, Ad Valorem funds are \$3,449,845, General funds are \$2,783

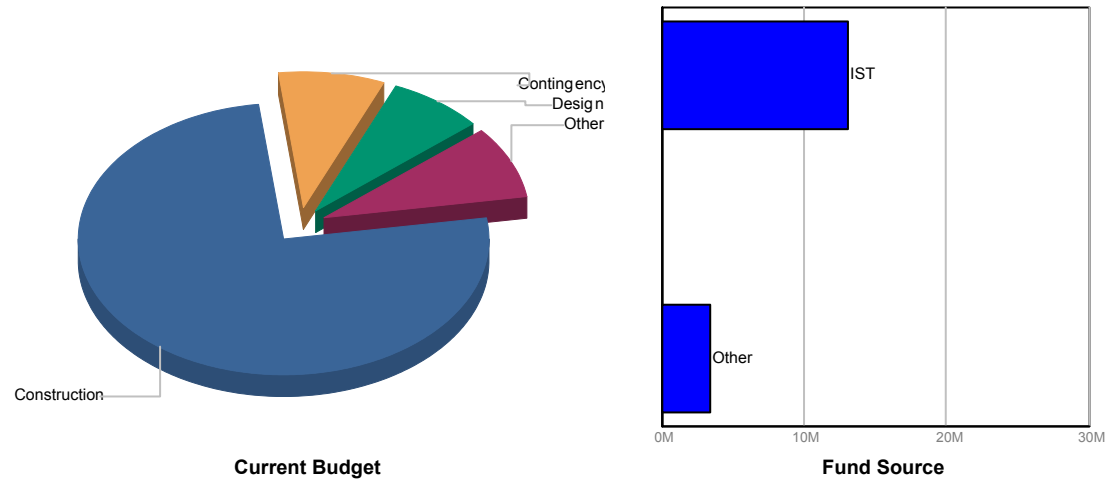
### SCHEDULE SUMMARY

	Original	Actual/Projected
Project Start	2/19/2016	2/19/2016
Design Start	2/15/2017	2/15/2017
Construction - Start	5/1/2018	
Substantial Completion	2/1/2021	
Project Completion	4/1/2021	

### PARTICIPATION

**Consultant**  
 SBE 12.7%  
 Local 19%  
**Contractor**  
 SBE TBD  
 Local TBD

### FUNDING



### FINANCIAL SUMMARY

	Project Budget	Committed	% Committed	Paid To Date
	A	B	C=B/A	D
Design	\$1,252,921	\$1,176,921	93.93%	\$784,818
Construction	\$12,452,283	\$83,349	0.67%	\$62,167
Furniture, Fixtures & Equipment	\$0	\$0	0.00%	\$0
Other	\$1,406,000	\$60,755	4.32%	\$60,755
Contingency	\$1,341,124	\$0	0.00%	\$0
<b>TOTAL</b>	<b>\$16,452,328</b>	<b>\$1,321,025</b>	<b>8.03%</b>	<b>\$907,740</b>

### NOTES

The Construction Manager issued an addendum to include additional bidders for the PLC replacement scope, this extended the bid due date to July 6, and the GMP due date to the County to the end of July. The exact date to be determined.





# Monthly Infrastructure Sales Tax Project Report

## Large Cap Projects

Data Date: 06/21/2018

Report Date: 07/12/2018

### DESCRIPTION/TEAM

### SCOPE

### PHOTO

**Project Title:** Replacement of Sports Field Lighting

Replacement of Sports Field Lighting at Burt Aaronson South County Regional Park, Bert Winters Park, Caloosa Park, Dyer Park, Glades Pioneer Park, Juno Park, Jupiter Farms, Lake Charleston Park, Okeeheliee Park, Pinewoods Park and Westgate Park.



Project Number: 17217  
 BCC District: CW  
 Delivery Method: TBD  
 Category: S12-Sports Lighting Replacement  
 Status: Design  
 Designer: JLRD  
 Contractor: TBD  
 Project Manager: Jason Fair

### SCHEDULE SUMMARY

	Original	Actual/Projected
Project Start	6/29/2017	6/29/2017
Procurement (Light Fixture Vendor)	3/25/2018	
Procurement (Installation)	7/13/2018	
Begin Construction	1/2/2019	
Final Completion	11/8/2019	

### PARTICIPATION

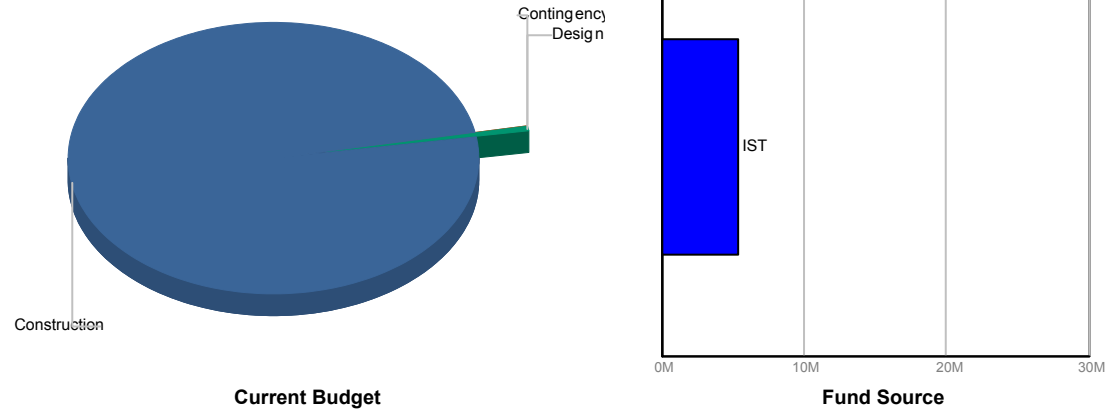
#### Consultant

SBE 100%  
 Local 100%

#### Contractor

SBE TBD  
 Local TBD

### FUNDING



### FINANCIAL SUMMARY

	Project Budget	Committed	% Committed	Paid To Date
	A	B	C=B/A	D
Design	\$28,000	\$71,921	256.86%	\$61,618
Construction	\$5,365,000	\$0	0.00%	\$0
Contingency	\$7,000	\$39,111	558.73%	\$39,111
<b>TOTAL</b>	<b>\$5,400,000</b>	<b>\$111,032</b>	<b>2.06%</b>	<b>\$100,729</b>

### NOTES

FY 2017 \$4,100,000  
 FY 2018 \$1,200,000  
 Bert Winters Park Baseball Field 2, valued \$100,000 was eliminated from advertised Scope of Work.  
 RFP 01 Proposals received for Lighting Vendor selection for the following Parks ; BASCR, Bert Winters, Caloosa, Juno, Jupiter Farms, Okeeheliee, Pinewoods, Pioneer, Westgate, Dyer, and Lake Charleston. Selection Committee Meeting held June 20, 2018 and Musco selected as vendor. Qualite has submitted Protest.




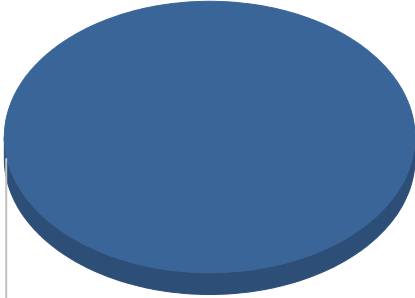
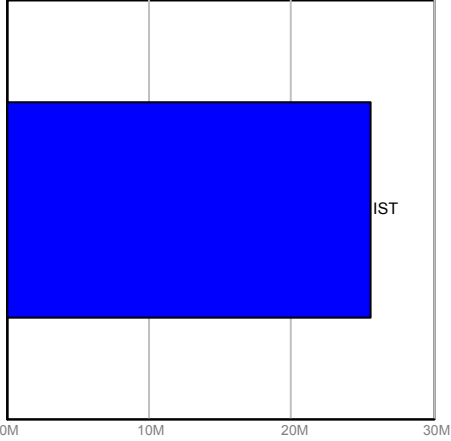
# Monthly Infrastructure Sales Tax Project Report

## Large Cap Projects

Data Date: 06/21/2018

Report Date: 07/12/2018

DESCRIPTION/TEAM	SCOPE	PHOTO
<p><b>Project Title:</b> Housing Units for Homeless, Extremely Low Income, &amp; Low Income</p> <p>Project Number: Q001</p> <p>BCC District: CW</p> <p>Delivery Method: TBD</p> <p>Category: H02-Housing</p> <p>Status: Design</p> <p>Designer: TBD</p> <p>Contractor: TBD</p> <p>Project Manager: TBD</p>	<p>This project involves the acquisition and renovation of older, possibly run down motel properties into efficiency units for use as temporary or longer term affordable housing for homeless and special populations.</p> <p>This Project is funded in: FY 2017 - FY 2026 for \$2,550,000 each year for a total project estimate at \$25,500,000.</p>	

SCHEDULE SUMMARY	PARTICIPATION	FUNDING																		
<table border="1"> <thead> <tr> <th></th> <th style="text-align: center;">Original</th> <th style="text-align: center;">Actual/Projected</th> </tr> </thead> <tbody> <tr><td>Project Start</td><td></td><td></td></tr> <tr><td>Design Start</td><td></td><td></td></tr> <tr><td>Construction Start</td><td></td><td></td></tr> <tr><td>Substantial Completion</td><td></td><td></td></tr> <tr><td>Project Completion</td><td></td><td></td></tr> </tbody> </table>		Original	Actual/Projected	Project Start			Design Start			Construction Start			Substantial Completion			Project Completion			<p><b>Consultant</b></p> <p>SBE TBD</p> <p>Local TBD</p> <p><b>Contractor</b></p> <p>SBE TBD</p> <p>Local TBD</p>	<div style="text-align: center;">  <p>Construction</p> <p><b>Current Budget</b></p> </div> <div style="text-align: center;">  <p><b>Fund Source</b></p> </div>
	Original	Actual/Projected																		
Project Start																				
Design Start																				
Construction Start																				
Substantial Completion																				
Project Completion																				

FINANCIAL SUMMARY				
	Project Budget	Committed	% Committed	Paid To Date
	A	B	C=B/A	D
Design	\$0	\$0	0.00%	\$0
Construction	\$25,500,000	\$0	0.00%	\$0
Furniture, Fixtures & Equipment	\$0	\$0	0.00%	\$0
Other	\$0	\$19,819	0.00%	\$19,819
Contingency	\$0	\$0	0.00%	\$0
<b>TOTAL</b>	<b>\$25,500,000</b>	<b>\$19,819</b>	<b>0.08%</b>	<b>\$19,819</b>

**NOTES**

This Large Cap Project will fund multiple projects over the 10 year period. Staff obtained direction from the Board of Commissioners on 9/26/2017 to proceed with an affordable housing pilot project. Preparation of an RFP for development services began 12/1/2017 and will continue through the coming months with the formal solicitation and selection process to then follow. Additional Board direction is anticipated at a forthcoming workshop.



# Monthly Infrastructure Sales Tax Project Report

## Large Cap Projects

Data Date: 06/21/2018

Report Date: 07/12/2018

### DESCRIPTION/TEAM

### SCOPE

### PHOTO

**Project Title:** Radios Replacement

Project Number: Q005  
 BCC District: CW  
 Delivery Method: Direct Purchase  
 Category: S04-Sheriff  
 Status: Construction  
 Designer: N/A  
 Contractor: N/A  
 Project Manager: Audrey Wolf

This project funds the replacement of PBSO's mobile radio fleet and the portion of the portable fleet that is not P25 compliant or upgradeable with P25 compliant radios.

This project is funded in:  
 FY 2017 \$7,432,384



### SCHEDULE SUMMARY

### PARTICIPATION

### FUNDING

	Original	Actual/Projected
Project Start	4/4/2017	4/4/2017
Project Completion	12/31/2017	

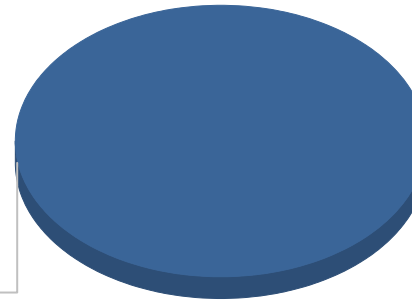
#### Consultant

SBE NA  
 Local NA

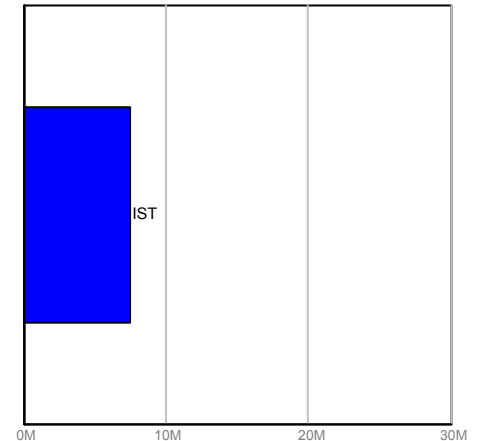
#### Contractor

SBE NA  
 Local NA

Furniture,  
 Fixtures &  
 Equipment



Current Budget



Fund Source

### FINANCIAL SUMMARY

### NOTES

	Project Budget	Committed	% Committed	Paid To Date
	A	B	C=B/A	D
Furniture, Fixtures & Equipment	\$7,432,384	\$7,422,016	99.86%	\$7,422,016
<b>TOTAL</b>	<b>\$7,432,384</b>	<b>\$7,422,016</b>	<b>99.86%</b>	<b>\$7,422,016</b>

The County and Sheriff's Office entered into a project funding agreement on 4/4/2017 setting forth the terms by which the County will fund and the Sheriff will administer the project. All radios have been delivered and PBSO radio technicians are programming / reprogramming all portable radios and installing replacement mobiles ( vehicle mounted ).



# Monthly Infrastructure Sales Tax Project Report

## Large Cap Projects

Data Date: 06/21/2018

Report Date: 07/12/2018

### DESCRIPTION/TEAM

### SCOPE

### PHOTO

**Project Title:** Vehicle Replacement

Project Number: Q007  
 BCC District: Multiple  
 Delivery Method: Direct Purchase  
 Category: S04-Sheriff  
 Status: Construction  
 Designer: N/A  
 Contractor: N/A  
 Project Manager: Audrey Wolf

This project funds the replacement of PBSO public safety vehicles and related equipment (other than radios), tools and/or services.

FY 18 Funds: \$3,650,513  
 FY 19 Funds: \$3,650,513  
 FY 20 Funds: \$3,650,514  
 FY 24 Funds: \$1,669,963



### SCHEDULE SUMMARY

### PARTICIPATION

### FUNDING

	Original	Actual/Projected
1 Project Start	10/1/2018	5/1/2018
2 Project Completion	9/30/2024	

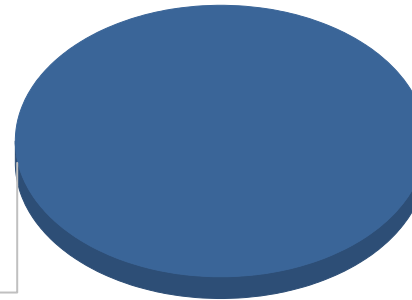
#### Consultant

SBE N/A  
 Local N/A

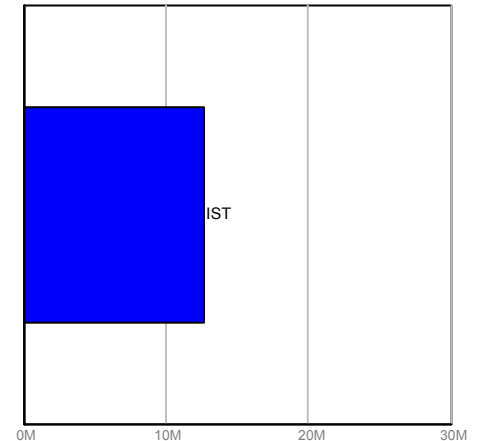
#### Contractor

SBE N/A  
 Local N/A

Furniture,  
 Fixtures &  
 Equipment



Current Budget



Fund Source

### FINANCIAL SUMMARY

### NOTES

	Project Budget	Committed	% Committed	Paid To Date
	A	B	C=B/A	D
Furniture, Fixtures & Equipment	\$12,621,503	\$1,428,457	11.32%	\$1,428,457
<b>TOTAL</b>	<b>\$12,621,503</b>	<b>\$1,428,457</b>	<b>11.32%</b>	<b>\$1,428,457</b>

Prioritization, identification and cost of specific assets are determined by the Sheriff's Office with administration support being performed by FD&O through a Project Funding Agreement with the County.