



**Board of County Commissioners
Impact Fee Report
For
Fiscal Year 2010**

**Board of County Commissioners
Impact Fee Report
For Fiscal Year 2010**

INDEX

Page

1 Acknowledgments

Introduction

2 - Introductory Letter

Impact Fee Summary Highlights

3 - Impact Fee Revenues & Expenditures for Fiscal Year 2010

4 - Summary of Impact Fee Revenues by Zone

5 - Summary of Impact Fee Expenditures by Zone

6 - Summary of Impact Fee Revenues by Municipality

7 - Credit Summary Report

Impact Fee Historical Trends

8 - Summary of Impact Fee Revenues by Fiscal Year 2005-2010

9 - Summary of Impact Fee Expenditures by Fiscal Year 2005-2010

Impact Fee Revenue by Municipality

10-48 - Detail Impact Fee Revenues by Municipality

Impact Fee Expenditures by Benefit Zone

49-53 - Impact Fee Expenditures for Roads

54 - Impact Fee Expenditures for Law Enforcement

55 - Impact Fee Expenditures for Fire Rescue

56-58 - Impact Fee Expenditures for Parks

59 - Impact Fee Expenditures for Public Buildings

60 - Impact Fee Expenditures for Libraries

61-64 - Impact Fee Expenditures for Schools

Impact Fee Benefit Zone Maps

65 - Impact Fee Benefit Zone Map for Schools

66 - Impact Fee Benefit Zone Map for Roads

67 - Impact Fee Benefit Zone Map for Law Enforcement

68 - Impact Fee Benefit Zone Map for Fire Rescue

69 - Impact Fee Benefit Zone Map for Parks

70 - Impact Fee Benefit Zone Map for Public Buildings

71 - Impact Fee Benefit Zone Map for Libraries

**PALM BEACH COUNTY
ACKNOWLEDGEMENTS**

Special recognition should be given to the following individuals for their effort in coordinating and preparing the 2010 Impact Fee Report.

**Office of Financial Management & Budget
(in alphabetical order)**

**Liz Bloeser
Michele A. Bonanni
Richard Iavarone
Willie Swoope**

**Director of OFMB
Financial Analyst II
Director of Financial Management Division
Impact Fee Manager**

**Municipal Collecting Agents
(in alphabetical order)**

**Boca Raton
Boynton Beach
Briny Breezes
Delray Beach
Golf
Greenacres
Juno Beach
Jupiter
Mangonia Park
North Palm Beach
Palm Beach Gardens
Palm Springs
Riviera Beach
Royal Palm Beach
Tequesta
Wellington**

Special thanks to:

County Commissioners, County Administrator, Deputy County Administrator, and Assistant County Administrators for their continuous support of the Impact Fee Program.

Palm Beach County's PZ&B Building and Accounting Staff for their efforts in collection and accounting of Impact Fees.

Palm Beach County's Information System Services & Finance Department for their continued support of the Impact Fee program.



County Administration

P.O. Box 1989
West Palm Beach, FL 33402-1989
(561) 355-2030
FAX: (561) 355-3982
www.pbcgov.com



**Palm Beach County
Board of County
Commissioners**


Karen T. Marcus, Chair
Shelley Vana, Vice Chair
Paulette Burdick
Steven L. Abrams
Burt Aaronson
Jess R. Santamaria
Priscilla A. Taylor

County Administrator

Robert Weisman

INTEROFFICE MEMORANDUM

TO: Karen Marcus, Chair and Members of the
Board of County Commissioners

FROM: Robert Weisman
County Administrator 

DATE: June 15, 2011

SUBJECT: Palm Beach County Impact Fee Report

In accordance with the requirements of the Impact Fee Ordinance and Sec. 163.31801 F.S., OFMB has prepared the Palm Beach County Impact Fee Report for Fiscal Year 2010. The report is available on-line on the Impact Fee Office website at www.pbcgov.com/pzb/impactfees. Along the left margin, select Financial Report for Fiscal Year 2010.

The report provides detailed financial information about revenue collections by impact fee type, benefit zone, and municipality. The program generated revenues totaling \$12.4 Million for fiscal year 2010. The report also shows expenditures by project and by benefit zone. Funds were only expended on new or expanded capital facilities that benefit growth.

Should you have any questions regarding the report or impact fees in general, please contact Willie M. Swoope, Palm Beach County Impact Fee Manager, at (561) 233-5025.


cc: Liz Bloeser, Director, OFMB
Richard Iavarone, Director Financial Management Div.
Willie M. Swoope, Impact Fee Manager
Michele A. Bonanni, Financial Analyst II
City Managers



IMPACT FEE
SUMMARY HIGHLIGHTS

**Impact Fee Revenues & Expenditures
For Fiscal Year 2010**

Millions



**Board of County Commissioners
Collection of Impact Fees
By Zone**

Descriptions	2010 Actual
<u>School Program</u>	
Impact Fee Zone 1	\$1,286,250
Impact Fee Zone 2	776,259
Impact Fee Zone 3	1,104,772
Impact Fee Zone 4	532,217
<u>Road Program</u>	
Impact Fees Zone 1	1,150,402
Impact Fees Zone 2	1,167,491
Impact Fees Zone 3	1,198,730
Impact Fees Zone 4	1,385,116
Impact Fees Zone 5	817,460
<u>Law Enforcement Program</u>	
Law Enforcement Impact Fees	164,106
<u>Fire Rescue Program</u>	
Fire Rescue Impact Fees	687,973
<u>Parks Program</u>	
Impact Fees Z-1	301,302
Impact Fees Z-2	424,637
Impact Fees Z-3	891,681
<u>Other Programs</u>	
Public Building Impact Fees	363,943
Library Impact Fees	190,774
Grand Total	\$12,443,113

Descriptions	2010 Actuals
School	\$3,699,498
Road	5,719,199
Law Enforcement	164,106
Fire/Rescue	687,973
Parks	1,617,620
Public Building	363,943
Library	\$190,774
Grand Total	\$12,443,113

**Board of County Commissioners
Summary of Impact Fee Expenditures
By Zone**

<u>Descriptions</u>	<u>2010 Expenditures</u>
Roads I/F - Zone 1	7,433,478
Roads I/F - Zone 2	5,318,432
Roads I/F - Zone 3	15,984,584
Roads I/F - Zone 4	6,017,758
Roads I/F - Zone 5	5,417,127
Law Enforcement	662,774
Fire Rescue I/F	16,634
Parks I/F Zone 1	716,081
Parks I/F Zone 2	754,193
Parks I/F Zone 3	1,746,098
Public Building I/F	939
Library I/F	2,443,493
School I/F Zone 1	\$1,371,028
School I/F Zone 2	804,036
School I/F Zone 3	1,359,077
School I/F Zone 4	639,937
Grand Total	<u><u>\$50,685,669</u></u>

Summary of Impact Fees	2010 Actual
School	\$4,174,078
Roads	40,171,379
Law	662,774
Fire Rescue	16,634
Parks	3,216,372
Public Building	939
Library	2,443,493
Grand Total	<u><u>\$50,685,669</u></u>

**Board of County Commissioners
Summary of Impact Fee Revenue
By Municipality**

<u>Descriptions</u>	<u>2010 Actual</u>
Atlantis	\$0
Belle Glade	0
Boca Raton	537,799
Boynton Beach	97,294
Briny Breeze	0
Cloud Lake	0
Delray Beach	435,225
Glen Ridge	0
Golf	0
Greenacres	225,319
Gulfstream	1,944
Haverhill	0
Highland Beach	4,160
Hypoluxo	2,416
Juno Beach	14,144
Jupiter	1,062,613
Jupiter Inlet Colony	0
Lake Clarke Shores	2,582
Lake Park	-93,035
Lake Worth	152,387
Lantana	58,487
Loxahatchee Groves	43,569
Manalapan	11,040
Mangonia Park	0
North Palm Beach	29,078
Ocean Ridge	8,036
Pahokee	0
Palm Beach	25,987
Palm Beach Gardens	1,141,743
Palm Beach Shores	0
Palm Springs	500,142
Riviera Beach	309,578
Royal Palm Beach	406,159
South Bay	0
South Palm Beach	0
Tequesta	38,130
Unincorporated P.B.C.	5,920,016
Wellington	1,089,252
West Palm Beach	419,048
Grand Total	<u><u>\$12,443,113</u></u>

<p align="center"> Palm Beach County Credit Summary Report Fiscal Year 2010 </p>

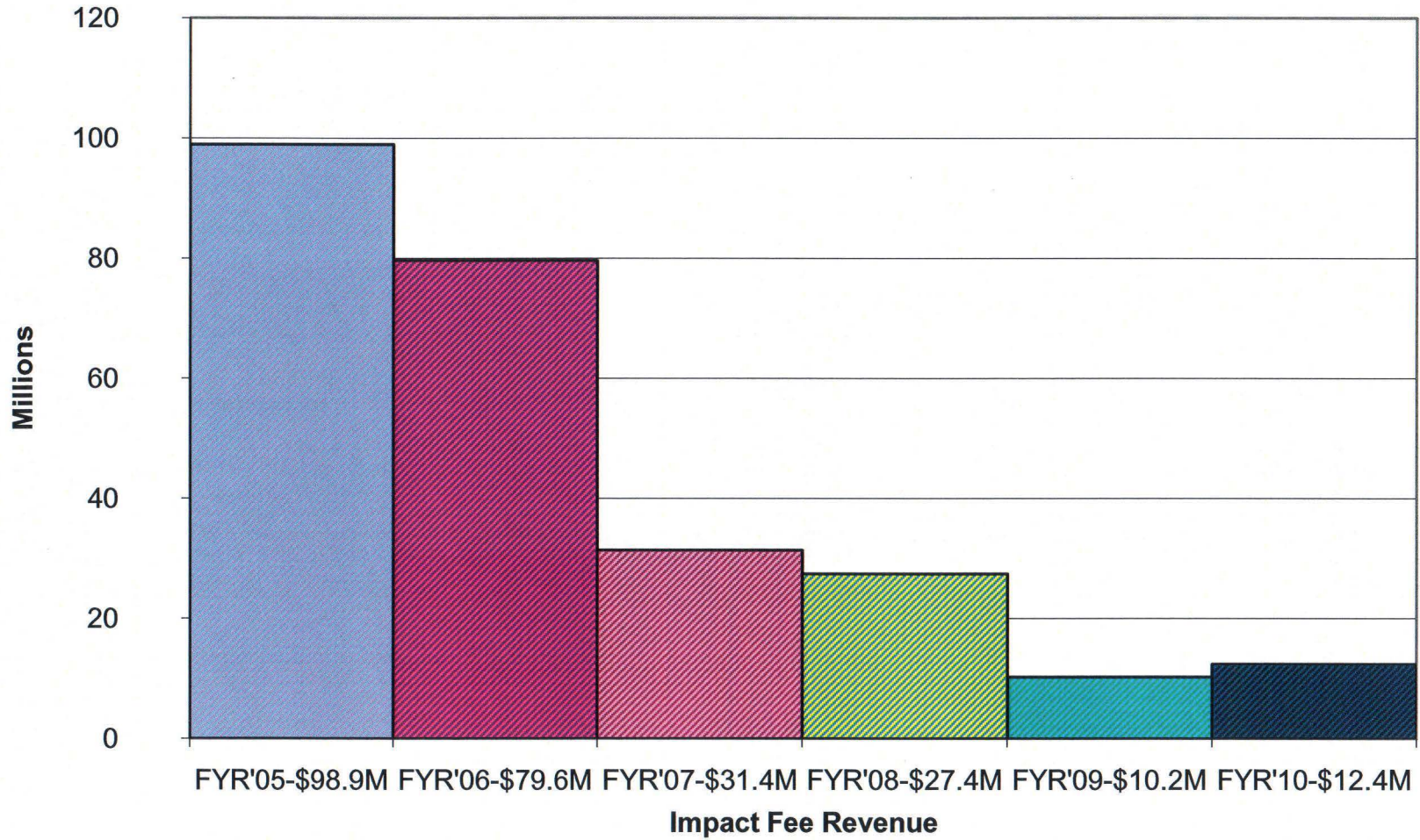
Impact Fee Components September-10	<----- Monthly Credit ----->		<----- Total Credit ----->		Available Credit Balances as of September 30, 2010
	Allowed	Used	Authorized	Used	
Fire Rescue	\$0.00	\$0.00	\$19,956.54	\$6,541.86	\$13,414.68
Parks	\$0.00	\$0.00	\$4,296,045.40	\$2,650,883.97	\$1,645,161.43
Schools	\$0.00	\$2,871.92	\$9,191,723.15	\$7,802,515.27	\$1,389,207.88
Roads	\$0.00	\$122,468.52	\$130,279,355.95	\$86,508,361.00	\$43,770,994.95
Libraries	\$0.00	\$0.00	\$8,213.94	\$3,604.64	\$4,609.30
Public Buildings	\$0.00	\$0.00	\$11,179.82	\$3,325.10	\$7,854.72
Law - County	\$0.00	\$0.00	\$4,079.14	\$1,379.14	\$2,700.00
Law - Patrol	\$0.00	\$0.00	\$411.50	\$8.04	\$403.46
Total	\$0.00	\$125,340.44	\$143,810,965.44	\$96,976,619.02	\$46,834,346.42



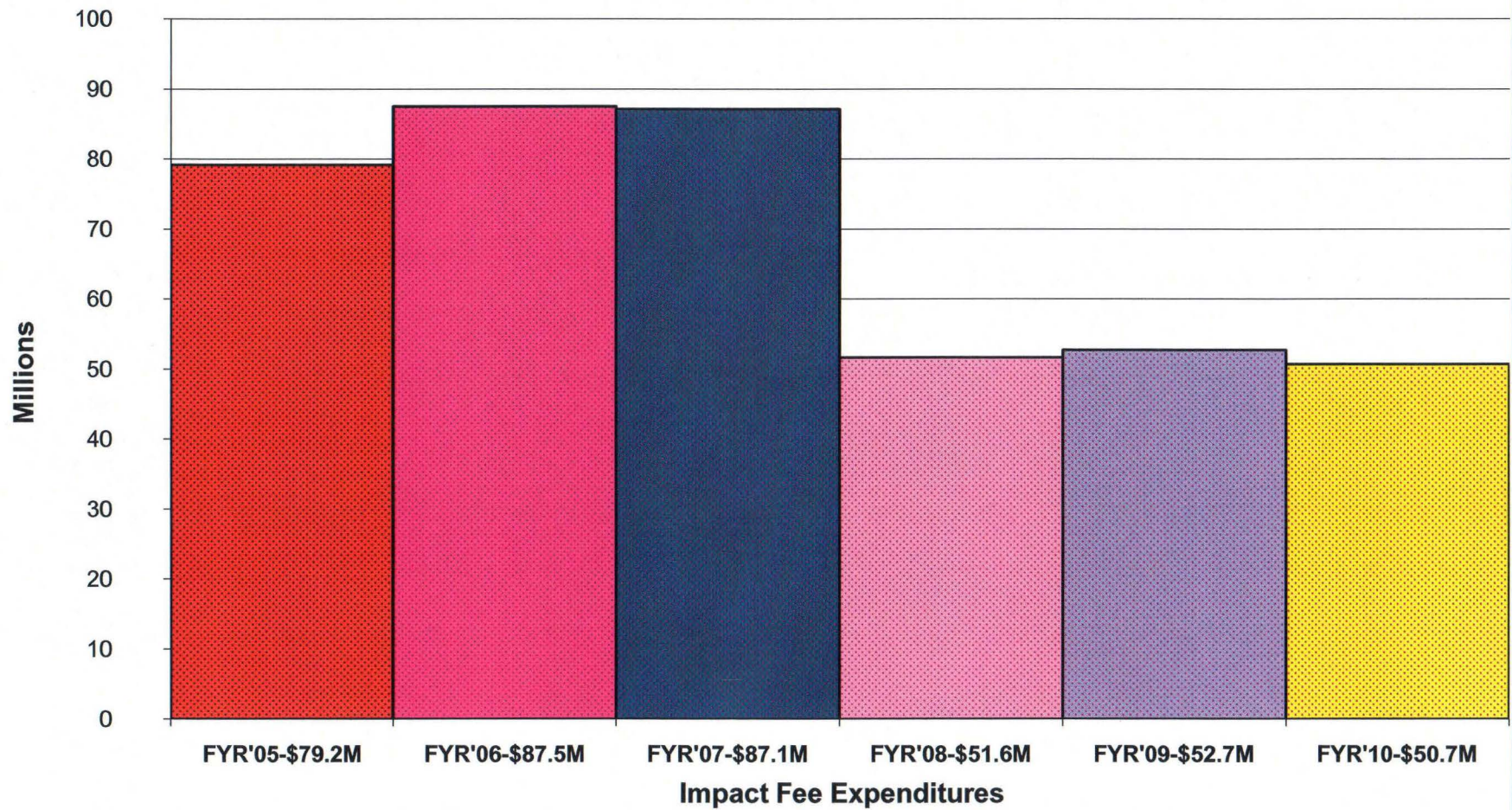
IMPACT FEE

HISTORICAL TRENDS

Impact Fee Revenue by Fiscal Year Fiscal Years 2005 - 2010



Impact Fee Expenditures by Fiscal Year Fiscal Years 2005 - 2010



A large yellow dashed border surrounds the entire page content.

IMPACT FEE REVENUE
BY MUNICIPALITY

**Board of County Commissioners
Detail Impact Fee Revenue
City of Atlantis**

Descriptions	2010 Actual
School I/F Zone 2	\$0
Roads I/F Zone 4	0
Parks I/F Zone 2	0
Public Building I/F	0
Library I/F	0
Grand Total	\$0

Summary of Impact Fees	2010 Actual
School	\$0
Roads	0
Parks	0
Public Building	0
Library	0
Grand Total	\$0

**Board of County Commissioners
Detail Impact Fee Revenue
City of Belle Glade**

Descriptions	2010 Actual
Public Building I/F	\$0
Library I/F	0
Grand Total	\$0

Summary of Impact Fees	2010 Actual
Public Building	\$0
Library	0
Grand Total	\$0

**Board of County Commissioners
Detail Impact Fee Revenue
City of Boca Raton**

<u>Descriptions</u>	<u>2010 Actual</u>
School I/F Zone 3	\$144,451
Roads I/F Zone 5	337,565
Parks I/F Zone 3	20,659
Library	6,269
Public Building I/F	28,855
Grand Total	<u><u>\$537,799</u></u>

Summary of Impact Fees	2010 Actual
School	\$144,451
Roads	337,565
Parks	20,659
Library	6,269
Public Building	28,855
Grand Total	<u><u>\$537,799</u></u>

**Board of County Commissioners
Detail Impact Fee Revenue
City of Boynton Beach**

Descriptions	2010 Actual
School I/F Zone 2	-\$17,232
School I/F Zone 3	12,835
Roads I/F Zone 3	6,102
Roads I/F Zone 4	99,740
Parks I/F Zone 2	-7,846
Parks I/F Zone 3	1,354
Public Building I/F	2,341
Grand Total	\$97,294

Summary of Impact Fees	2010 Actual
School	-\$4,397
Roads	105,842
Parks	-6,492
Public Building	2,341
Grand Total	\$97,294

**Board of County Commissioners
Detail Impact Fee Revenue
Town of Briny Breeze**

<u>Descriptions</u>	<u>2010 Actual</u>
School I/F Zone 3	\$0
Roads I/F Zone 4	0
Parks I/F Zone 3	0
Public Building I/F	0
Grand Total	\$0

Summary of Impact Fees	2010 Actual
School	\$0
Roads	0
Parks	0
Public Building	0
Grand Total	\$0

**Board of County Commissioners
Detail Impact Fee Revenue
Town of Cloud Lake**

Descriptions	2010 Actual
School I/F Zone 2	\$0
Roads I/F Zone 2	0
Law Enforcement I/F	0
Fire Rescue I/F	0
Parks I/F Zone 2	0
Public Building I/F	0
Library I/F	0
Grand Total	\$0

Summary of Impact Fees	2010 Actual
School	\$0
Roads	0
Law	0
Fire Rescue	0
Parks	0
Public Building	0
Library	0
Grand Total	\$0

**Board of County Commissioners
Detail Impact Fee Revenue
City of Delray Beach**

<u>Descriptions</u>	<u>2010 Actual</u>
School I/F Zone 3	\$137,517
Roads I/F Zone 5	260,435
Parks I/F Zone 3	26,633
Public Building I/F	10,640
Grand Total	<u><u>\$435,225</u></u>

<u>Summary of Impact Fees</u>	<u>2010 Actual</u>
School	\$137,517
Roads	260,435
Parks	26,633
Public Building	10,640
Grand Total	<u>\$435,225</u>

**Board of County Commissioners
Detail Impact Fee Revenue
Town of Glen Ridge**

<u>Descriptions</u>	<u>2010 Actual</u>
School I/F Zone 2	\$0
Roads I/F Zone 2	0
Law Enforcement I/F	0
Fire Rescue I/F	0
Parks I/F Zone 2	0
Public Building I/F	0
Library I/F	0
Grand Total	<u><u>\$0</u></u>

<u>Summary of Impact Fees</u>	<u>2010 Actual</u>
School	\$0
Roads	0
Law	0
Fire Rescue	0
Parks	0
Public Building	0
Library	0
Grand Total	<u><u>\$0</u></u>

**Board of County Commissioners
Detail Impact Fee Revenue
Village of Golf**

<u>Descriptions</u>	<u>2010 Actual</u>
School I/F Zone 3	\$0
Roads I/F Zone 5	0
Law Enforcement I/F	0
Parks I/F Zone 3	0
Public Building I/F	0
Grand Total	<u><u>\$0</u></u>

<u>Summary of Impact Fees</u>	<u>2010 Actual</u>
School	\$0
Roads	0
Law	0
Parks	0
Public Building	0
Grand Total	<u>\$0</u>

**Board of County Commissioners
Detail Impact Fee Revenue
City of Greenacres**

<u>Descriptions</u>	<u>2010 Actual</u>
School I/F Zone 2	\$76,688
Roads I/F Zone 2	111,783
Roads I/F Zone 4	0
Parks I/F Zone 2	30,259
Public Building I/F	3,153
Library I/F	3,436
Grand Total	<u><u>\$225,319</u></u>

<u>Summary of Impact Fees</u>	<u>2010 Actual</u>
School	\$76,688
Roads	111,783
Parks	30,259
Public Building	3,153
Library	3,436
Grand Total	<u>\$225,319</u>

**Board of County Commissioners
Detail Impact Fees Revenue
Town of Gulfstream**

<u>Descriptions</u>	<u>2010 Actual</u>
School I/F Zone 3	\$1,761
Road I/F Zone 5	0
Parks I/F Zone 3	153
Public Buildings	30
Grand Total	<u><u>\$1,944</u></u>

<u>Summary of Impact Fees</u>	<u>2010 Actual</u>
School	\$1,761
Roads	0
Parks	153
Public Buildings	30
Grand Total	<u><u>\$1,944</u></u>

**Board of County Commissioners
Detail Impact Fee Revenue
Town of Haverhill**

Descriptions	2010 Actual
School I/F Zone 2	\$0
Roads I/F Zone 2	0
Law Enforcement I/F	0
Fire Rescue I/F	0
Parks I/F Zone 2	0
Public Building I/F	0
Library I/F	0
Grand Total	\$0

Summary of Impact Fees	2010 Actual
School	\$0
Roads	0
Law	0
Fire Rescue	0
Parks	0
Public Building	0
Library	0
Grand Total	\$0

**Board of County Commissioners
Detail Impact Fee Revenue
Town of Highland Beach**

<u>Descriptions</u>	<u>2010 Actual</u>
School I/F Zone 3	\$3,522
Roads I/F Zone 5	0
Parks I/F Zone 3	579
Public Building I/F	59
Grand Total	<u><u>\$4,160</u></u>

Summary of Impact Fees	2010 Actual
School	\$3,522
Roads	0
Parks	579
Public Building	59
Grand Total	<u>\$4,160</u>

**Board of County Commissioners
Detail Impact Fee Revenue
Town of Hypoluxo**

<u>Descriptions</u>	<u>2010 Actual</u>
School I/F Zone 2	\$1,996
Roads I/F Zone 4	0
Parks I/F Zone 2	350
Public Building I/F	33
Library I/F	37
Grand Total	<u><u>\$2,416</u></u>

<u>Summary of Impact Fees</u>	<u>2010 Actual</u>
School	\$1,996
Roads	0
Parks	350
Public Building	33
Library	37
Grand Total	<u><u>\$2,416</u></u>

**Board of County Commissioners
Detail Impact Fee Revenue
Town of Juno Beach**

<u>Descriptions</u>	<u>2010 Actual</u>
School I/F Zone 1	\$6,925
Roads I/F Zone 1	4,658
Fire Rescue I/F	510
Parks I/F Zone 1	1,646
Public Building I/F	194
Library I/F	211
Grand Total	<u><u>\$14,144</u></u>

<u>Summary of Impact Fees</u>	<u>2010 Actual</u>
School	\$6,925
Roads	4,658
Fire Rescue	510
Parks	1,646
Public Building	194
Library	211
Grand Total	<u>\$14,144</u>

**Board of County Commissioners
Detail Impact Fee Revenue
Town of Jupiter**

Descriptions	2010 Actual
School I/F Zone 1	\$682,729
Roads I/F Zone 1	75,150
Fire Rescue I/F	114,554
Parks I/F Zone 1	117,790
Public Building I/F	43,950
Library I/F	28,440
Grand Total	\$1,062,613

Summary of Impact fees	2010 Actual
School	\$682,729
Roads	75,150
Fire Rescue	114,554
Parks	117,790
Public Building	43,950
Library	28,440
Grand Total	\$1,062,613

**Board of County Commissioners
Detail Impact Fee Revenue
Town of Jupiter Inlet Colony**

Descriptions	2010 Actual
School I/F Zone 1	\$0
Parks I/F Zone 1	0
Public Building I/F	0
Library I/F	0
Grand Total	\$0

Summary of Impact Fees	2010 Actual
School	\$0
Parks	0
Public Building	0
Library	0
Grand Total	\$0

**Board of County Commissioners
Detail Impact Fee Revenue
Town of Lake Clarke Shores**

Descriptions	2010 Actual
School I/F Zone 2	\$2,133
Roads I/F Zone 2	0
Fire Rescue I/F	0
Parks I/F Zone 2	374
Public Building I/F	36
Library I/F	39
Grand Total	\$2,582

Summary of Impact Fees	2010 Actual
School	\$2,133
Roads	\$0
Fire Rescue	0
Parks	374
Public Building	36
Library	39
Grand Total	\$2,582

**Board of County Commissioners
Detail Impact Fee Revenue
Town of Lake Park**

Descriptions	2010 Actual
School I/F Zone 1	\$0
Roads IF Zone 1	-97,295
Parks I/F Zone 1	0
Public Building I/F	4,260
Grand Total	-\$93,035

Summary of Impact Fees	2010 Actual
School	\$0
Roads	-97,295
Parks	0
Public Building	4,260
Grand Total	-\$93,035

**Board of County Commissioners
Detail Impact Fee Revenue
City of Lake Worth**

<u>Descriptions</u>	<u>2010 Actual</u>
School I/F Zone 2	\$7,914
Roads I/F Zone 2	119,852
Roads I/F Zone 4	9,126
Parks I/F Zone 2	945
Fire Rescue	7,865
Public Building I/F	6,685
Grand Total	\$152,387

Summary of Impact Fees	2010 Actual
School	\$7,914
Roads	128,978
Parks	945
Fire Rescue	7,865
Public Building	6,685
Grand Total	\$152,387

**Board of County Commissioners
Detail Impact Fee Revenue
Town of Lantana**

<u>Descriptions</u>	<u>2010 Actual</u>
School I/F Zone 2	\$1,067
Roads I/F Zone 4	56,956
Fire Rescue I/F	99
Parks I/F Zone 2	110
Public Building I/F	255
Grand Total	<u><u>\$58,487</u></u>

<u>Summary of Impact Fees</u>	<u>2010 Actual</u>
School	\$1,067
Roads	56,956
Fire Rescue	99
Parks	110
Public Building	255
Grand Total	<u>\$58,487</u>

**Board of County Commissioners
Detail Impact Fee Revenue
Town of Loxahatchee Groves**

<u>Descriptions</u>	<u>2010 Actual</u>
School I/F Zone 4	\$1,866
Roads I/F Zone 3	34,593
Parks I/F Zone 2	1,138
Fire Rescue	3,379
Library	119
Law Enforcement	1,350
Public Building I/F	1,124
Grand Total	<u><u>\$43,569</u></u>

Summary of Impact Fees	2010 Actual
School	\$1,866
Roads	34,593
Parks	1,138
Fire Rescue	3,379
Library	119
Law Enforcement	1,350
Public Building	1,124
Grand Total	<u>\$43,569</u>

**Board of County Commissioners
Detail Impact Fee Revenue
Town of Manalapan**

<u>Descriptions</u>	<u>2010 Actual</u>
School I/F Zone 2	\$4,693
Roads I/F Zone 4	4,658
Parks I/F Zone 2	1,532
Public Building I/F	157
Grand Total	\$11,040

Summary of Impact Fees	2010 Actual
School	\$4,693
Roads	4,658
Parks	1,532
Public Building	157
Grand Total	\$11,040

**Board of County Commissioners
Detail Impact Fee Revenue
Town of Mangonia Park**

Descriptions	2010 Actual
School I/F Zone 2	\$0
Roads I/F Zone 3	0
Parks I/F Zone 2	0
Public Building I/F	0
Library I/F	0
Grand Total	\$0

Summary of Impact Fees	2010 Actual
School	\$0
Roads	0
Parks	0
Public Building	0
Library	0
Grand Total	\$0

**Board of County Commissioners
Detail Impact Fee Revenue
Village of North Palm Beach**

Descriptions	2010 Actual
School I/F Zone 1	\$16,541
Roads I/F Zone 1	9,315
Parks I/F Zone 1	2,789
Public Building I/F	433
Grand Total	\$29,078

Summary of Impact Fees	2010 Actual
School	\$16,541
Roads	9,315
Parks	2,789
Public Building	433
Grand Total	\$29,078

**Board of County Commissioners
Detail Impact Fee Revenue
Town of Ocean Ridge**

Descriptions	2010 Actual
School I/F Zone 2	\$3,796
School I/F Zone 3	2,965
Roads I/F Zone 4	0
Parks I/F Zone 2	582
Parks I/F Zone 3	455
Public Building I/F	114
Library I/F	124
Grand Total	\$8,036

Summary of Impact Fees	2010 Actual
School	\$6,761
Roads	0
Parks	1,037
Public Building	114
Library	124
Grand Total	\$8,036

**Board of County Commissioners
Detail Impact Fee Revenue
City of Pahokee**

Descriptions	2010 Actual
Public Building I/F	\$0
Library I/F	0
Grand Total	\$0

Summary of Impact Fees	2010 Actual
Public Building	\$0
Library	0
Grand Total	\$0

**Board of County Commissioners
Detail Impact Fee Revenue
Town of Palm Beach**

Descriptions	2010 Actual
School I/F Zone 2	\$8,588
Roads I/F Zone 1	0
Roads I/F Zone 2	15,788
Roads I/F Zone 4	0
Parks I/F Zone 2	1,182
Public Building I/F	429
Grand Total	\$25,987

Summary of Impact Fees	2010 Actual
School	\$8,588
Roads	15,788
Parks	1,182
Public Building	429
Grand Total	\$25,987

**Board of County Commissioners
Detail Impact Fee Revenue
City of Palm Beach Gardens**

<u>Descriptions</u>	<u>2010 Actual</u>
School I/F Zone 1	\$440,163
Roads I/F Zone 1	385,038
Roads I/F Zone 1	146,791
Parks I/F Zone 1	115,177
Public Building I/F	36,864
Library I/F	17,710
Grand Total	<u><u>\$1,141,743</u></u>

<u>Summary of Impact Fees</u>	<u>2010 Actual</u>
School	\$440,163
Roads	531,829
Parks	115,177
Public Building	36,864
Library	17,710
Grand Total	<u><u>\$1,141,743</u></u>

**Board of County Commissioners
Detail Impact Fee Revenue
Town of Palm Beach Shores**

Descriptions	2010 Actual
School I/F Zone 1	\$0
Roads I/F Zone 1	0
Parks I/F Zone 1	0
Public Building I/F	0
Library I/F	0
Grand Total	\$0

Summary of Impact Fees	2010 Actual
School	\$0
Roads	0
Parks	0
Public Building	0
Library	0
Grand Total	\$0

**Board of County Commissioners
Detail Impact Fee Revenue
Village of Palm Springs**

<u>Descriptions</u>	<u>2010 Actual</u>
School I/F Zone 1	\$0
School I/F Zone 2	\$49,575
Roads I/F Zone 2	406,160
Parks I/F Zone 1	0
Parks I/F Zone 2	20,669
Public Building	9,654
Fire Rescue	14,084
Grand Total	<u><u>\$500,142</u></u>

<u>Summary of Impact Fees</u>	<u>2010 Actual</u>
School	\$49,575
Roads	406,160
Parks	20,669
Public Building	9,654
Fire Rescue	14,084
Grand Total	<u><u>\$500,142</u></u>

**Board of County Commissioners
Detail Impact Fee Revenue
City of Riviera Beach**

<u>Descriptions</u>	<u>2010 Actual</u>
School I/F Zone 1	\$6,912
School I/F Zone 2	10,709
Roads I/F Zone 1	277,041
Roads I/F Zone 2	5,375
Parks I/F Zone 1	1,568
Parks I/F Zone 2	393
Parks I/F Zone 3	80
Public Building I/F	7,500
Grand Total	\$309,578

Summary of Impact Fees	2010 Actual
School	\$17,621
Roads	282,416
Parks	2,041
Public Building	7,500
Grand Total	\$309,578

**Board of County Commissioners
Detail Impact Fee Revenue
Village of Royal Palm Beach**

<u>Descriptions</u>	<u>2010 Actual</u>
School I/F Zone 3	\$6,657
School I/F Zone 4	144,693
Roads I/F Zone 1	0
Roads I/F Zone 3	204,566
Parks I/F Zone 2	36,864
Public Building I/F	7,710
Library I/F	5,669
Grand Total	<u><u>\$406,159</u></u>

<u>Summary of Impact Fees</u>	<u>2010 Actual</u>
School	\$151,350
Roads	204,566
Parks	36,864
Public Building	7,710
Library	5,669
Grand Total	<u><u>\$406,159</u></u>

**Board of County Commissioners
 Detail Impact Fee Revenue
 City of South Bay**

Descriptions	2010 Actual
Public Building I/F	\$0
Library I/F	0
Grand Total	\$0

Summary of Impact Fees	2010 Actual
Public Building	\$0
Library	0
Grand Total	\$0

**Board of County Commissioners
Detail Impact Fee Revenue
Town of South Palm Beach**

<u>Descriptions</u>	<u>2010 Actual</u>
School I/F Zone 2	\$0
Roads I/F Zone 2	0
Roads I/F Zone 4	0
Fire Rescue	0
Parks I/F Zone 2	0
Public Building I/F	0
Grand Total	<u><u>\$0</u></u>

<u>Summary of Impact Fees</u>	<u>2010 Actual</u>
School	\$0
Roads	0
Fire Rescue	0
Parks	0
Public Building	0
Grand Total	<u><u>\$0</u></u>

**Board of County Commissioners
Detail Impact Fee Revenue
Village of Tequesta**

<u>Descriptions</u>	<u>2010 Actual</u>
School I/F Zone 1	\$7,187
Roads I/F Zone 1	28,318
Parks I/F Zone 1	1,443
Public Building I/F	966
Library I/F	216
Grand Total	<u><u>\$38,130</u></u>

<u>Summary of Impact Fees</u>	<u>2010 Actual</u>
School	\$7,187
Roads	28,318
Parks	1,443
Public Building	966
Library	216
Grand Total	<u>\$38,130</u>

**Board of County Commissioners
Detail Impact Fee Revenues
Unincorporated Palm Beach County**

<u>Impact Fee Zones</u>	<u>2010 Actuals</u>
School I/F Zone 1	\$125,793
School I/F Zone 2	564,128
School I/F Zone 3	795,064
School I/F Zone 4	42,794
Roads I/F Zone 1	468,178
Roads I/F Zone 2	249,109
Roads I/F Zone 3	255,652
Roads I/F Zone 4	1,140,525
Roads I/F Zone 5	219,459
Law Enforcement I/F Zone 2	144,971
Fire Rescue I/F	492,761
Parks I/F Zone 1	59,779
Parks I/F Zone 2	236,182
Parks I/F Zone 3	841,769
Public Building I/F	169,093
Library I/F	114,759
Grand Total	<u><u>\$5,920,016</u></u>

<u>Summary of Unincorporated P.B. County</u>	<u>2010 Actual</u>
School	\$1,527,779
Roads	2,332,923
Law	144,971
Fire Rescue	492,761
Parks	1,137,730
Public Building	169,093
Library	114,759
Grand Total	<u><u>\$5,920,016</u></u>

**Board of County Commissioners
Detail Impact Fee Revenue
Village of Wellington**

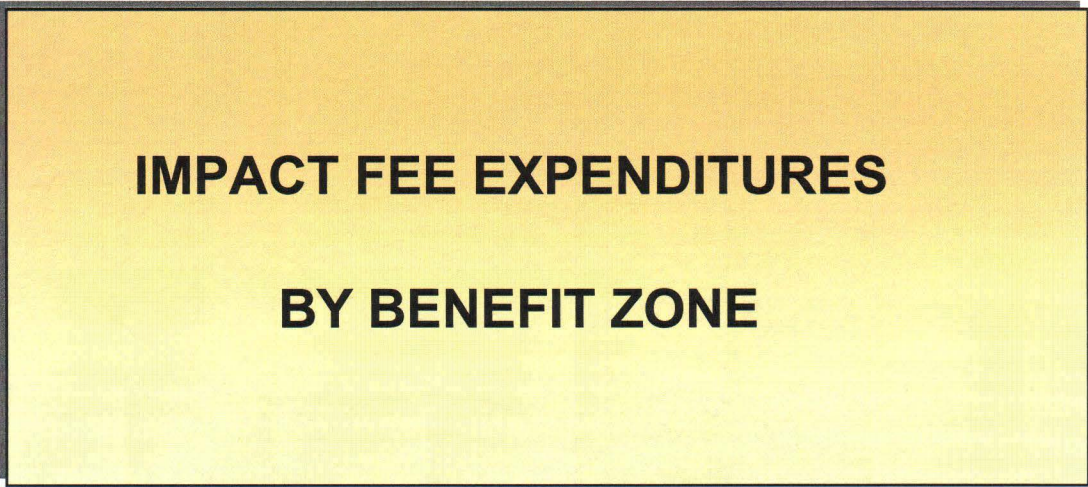
<u>Descriptions</u>	<u>2010 Actual</u>
School I/F Zone 4	\$338,171
Roads I/F Zone 3	480,040
Roads I/F Zone 4	74,111
Law Enforcement I/F	17,784
Fire Rescue	54,720
Parks I/F Zone 2	88,992
Public Building I/F	21,689
Library I/F	13,745
Grand Total	<u><u>\$1,089,252</u></u>

<u>Summary of Impact Fees</u>	<u>2010 Actual</u>
School	\$338,171
Roads	554,151
Law	17,784
Fire Rescue	54,720
Parks	88,992
Public Building	21,689
Library	13,745
Grand Total	<u>\$1,089,252</u>

**Board of County Commissioners
Detail Impact Fee Revenue
City of West Palm Beach**

Descriptions	2010 Actual
School I/F Zone 2	\$62,204
School I/F Zone 4	4,693
Roads I/F Zone 2	112,634
Roads I/F Zone 3	217,777
Parks I/F Zone 1	1,109
Parks I/F Zone 2	12,911
Public Building I/F	7,720
Grand Total	\$419,048

Summary of Impact Fees	2010 Actual
School	\$66,897
Roads	330,411
Parks	14,020
Public Building	7,720
Grand Total	\$419,048



**IMPACT FEE EXPENDITURES
BY BENEFIT ZONE**

**Board of County Commissioners
Impact Fees Expenditures
Road Program Zone 1**

Project Name:

**2010
Expenditures**

PGA Blvd @ Prosperity Farms Rd	111
Roosevelt-Indiantown/Martin Co	3,540
Old Dixie Hwy/Park Ave-Northlake	124,289
Donald Ross Rd/Alternate A1A	2,886
Donald Ross Rd and I95 Interchange Mod	1,138
Indiantown Rd/I-95 Interchange Study	28,070
Alt A1A/T Penna Dr to Indntwn	2,801,217
Jog Rd/Hood Rd to Donald Ross	728,548
Alt A1A/F Small Rd-Toney Penna	2,619,659
Silver Bch Rd/E of Con-Old Dix	78,479
Toney Penna Dr & Old Dixie Hwy	19,577
Indiantown Rd/Jupiter Farms Rd to W of Tur	42,836
Central Blvd/Indiantown Rd to Longshore	164,889
Blue Heron & Congress Intersect - FDOT	534,316
RCA Blvd & SR811(Alt A1A) Intersection	131,408
Park Ave West & Congress Ave Intersection	69,171
Jog Rd/Florida's Turnpike to Northlake Blvd	83,344
Grand Total	\$7,433,478

**Board of County Commissioners
Impact Fees Expenditures
Road Program Zone 2**

<u>Project Name:</u>	2010 Expenditures
Belvedere Rd/E of Jog to Military	\$26,883
Haverhill Rd/Okeechobee to Community	19,294
45th St/Pinewood Ave to U.S. 1	33,681
Okee Blvd & Tamarind Ave	64,972
Haverhill Rd - 45th St./Beeline Hwy.	2,360
Okeechobee Blvd & Australian Blvd Int	3,375
Community Dr/Military To Village Blvd.	182,107
Forest Hill Blvd @ Jog Road	56,077
Haverhill Rd/N of Caribbean To Beeline Hwy	871
45th/Jog Rd to Haverhill	4,848,992
Westgate Ave/Congress Ave to Australian	1,547
Australian Ave/Blue Heron Dr To Old Dixie Hwy	3,222
Australian Ave/Banyan Ave to 45th St	30,484
Lyons Rd/S of LWDD L-11 Canal to N of LWDD	44,567
Grand Total	\$5,318,432

**Board of County Commissioners
Impact Fees Expenditures
Road Program Zone 3**

<u>Project Name:</u>	2010 Expenditures
Northlake BL/Sem Pratt-Coconut	\$235,258
Okeechobee-W of SR7/E of Jog	5,916,947
Okeechobee-E of Jog/E of Tpike	4,278,040
Roebuck Rd/SR 7 to Jog Rd	110,711
Okeechobee Blvd/Seminole Pratt to E of FC	1,379
Jog Rd/S. Of 45th St To N Of 45th St	1,991,240
Seminole Pratt - Northlake/Beeline	173,727
Persimmon-E End Connect/Okeechobee	246,104
Jog Rd - Roebuck Rd/45th St	200,340
Seminole Pratt-Okeechobee/Sycamore	660,552
Seminole PW - SR 80/Okeechobee	1,207,856
Seminole PW - Sycamore/Orange	55,636
Acreage Access Road - Persimmon Blvd to 6	294,951
Seminole PW - Orange/Northlake	105,275
Forest Hill Blvd/Wellington Trace to SR80	67
SR 7/S of LW Rd - No of Southern	506,501
Grand Total	\$15,984,584

**Board of County Commissioners
Impact Fees Expenditures
Road Program Zone 4**

<u>Project Name:</u>	2010 Expenditures
Congress/Lantana To Melaleuca	136,979
Congress-Melaleuca/Lake Worth	8,310
Lantana Rd/High Ridge Rd to Redding R	25,218
Haverhill Rd/LWDD L-19 Canal To Hypoluxo	1,496
Haverhill Rd/S Of LWDD-14 Canal To Lake Wo	1,704
Woolbright Rd/Corporate Dr-Seacrest Blvd	25,414
Hypoluxo Rd/W of Lyons Rd To W of Hagen Ranch Rd	985,482
Melaleuca Lane - Jog/Haverhill	26,098
Congress - Hypoluxo - Lantana	45,636
Hypoluxo Rd/High Ridge To Seacrest Blvd	29,892
Hypoluxo Rd/Jog Rd to Military	3,706,658
Lawrence Rd Bridge Over LWDD Boynton Ca	1,023,234
Lyons Road/Lantana Road To Lake Worth Rd	1,145
Haverhill Rd/Lantana Rd To L-14 Canal	492
Grand Total	\$6,017,758

**Board of County Commissioners
Impact Fees Expenditures
Road Program Zone 5**

Project Name:

**Boca Rio-Palmetto Park/Glades
Clint Moore Rd/Jog Rd To Military Trail
Lyons Rd/W Atlantic to S of Boynton
Lyons Rd - Glades Rd/Yamato Rd
Boca Rio Rd/SW 18th St to Palmetto P
Jog - Glades/Clintmoore
Palmetto Pk Rd/W of Pwrlne-I95
Old Dixie Hwy/Yamato Rd To Linton Blvd
Grand Total**

**2010
Expenditures**

\$257,950
1,145
777,858
4,260,229
4,241
55,815
59,458
431
\$5,417,127

**Board of County Commissioners
Impact Fees Expenditures
Law Enforcement**

Project Name:

**PBSO Marine Unit
Grand Total**

2010 Expenditures	
	662,774
	\$662,774

**Board of County Commissioners
Impact Fees Expenditures
Fire Rescue**

Project Name:

**Training Facility
Seminole Pratt/Bee Line Station
Station 56
Grand Total**

2010 Expenditures	
	\$6,550
	9,710
	374
	\$16,634

Board of County Commissioners
Impact Fees Expenditures
Parks & Recreation Zone 1

Project Name:

2010
Expenditures

Jupiter Farms Park Equestrian Fac	\$94,563
Light Harbor Marina	8,152
Loggerhead Park Improvements FY2008	585
Riverbend/Reese Grove Pk Ph II	125
Riverbend/Reese Grove Pk Ph 3	419,088
Jupiter Farms Park Improvement	31,910
Dubois Park Riverwalk Improv.	18,296
Carlin Park Improvements	143,362
Grand Total	\$716,081

Board of County Commissioners
Impact Fees Expenditures
Parks & Recreation Zone 2

Project Name:

2010
Expenditures

R.G. Kreusler Park Improvements	3,811
Park Ridge Golf Course	106
District Park "F" (Acreage) Design & D	131,357
Okecheelee Golf Course Improve	10,733
Therapeutic Recreation Complex	2,564
Okecheelee South Park Dev Phase III	599,043
Jim Brandon Equestrian Center	6,579
Grand Total	\$754,193

Board of County Commissioners
Impact Fees Expenditures
Parks & Recreation Zone 3

Project Name:

Loggers Run Park Phase III
South County Regional Park Phase III 2008
Milani Park
South County Regional Phase II
Grand Total

2010
Expenditures

\$21,505
182,925
48,652
1,493,016
\$1,746,098

**Board of County Commissioners
Impact Fees Expenditures
Public Building**

Project Name:
S. Cnty Courthouse Expansion
Grand Total

2010	
Expenditures	
	939
	\$939

**Board of County Commissioners
Impact Fees Expenditures
Library**

Project Name:

N. County Regional Expansion

Grand Total

**2010
Expenditures**

\$2,443,493
\$2,443,493

Board of County Commissioners
Impact Fees Expenditures
School Zone 1

Project Name:

2010 Expenditures
\$1,371,028
\$1,371,028

Independence Middle
Grand Total

Board of County Commissioners
Impact Fees Expenditures
School Zone 2

Project Name:

Okeehlee Middle School

Grand Total

2010
Expenditures

\$804,036
\$804,036

Board of County Commissioners
Impact Fees Expenditures
School Zone 3

Project Name:

Boynton Delray Area Middle (Odyssey)

Grand Total

2010
Expenditures

\$1,359,077
\$1,359,077

**Board of County Commissioners
Impact Fees Expenditures
School Zone 4**

Project Name:

Royal Palm Beach High School

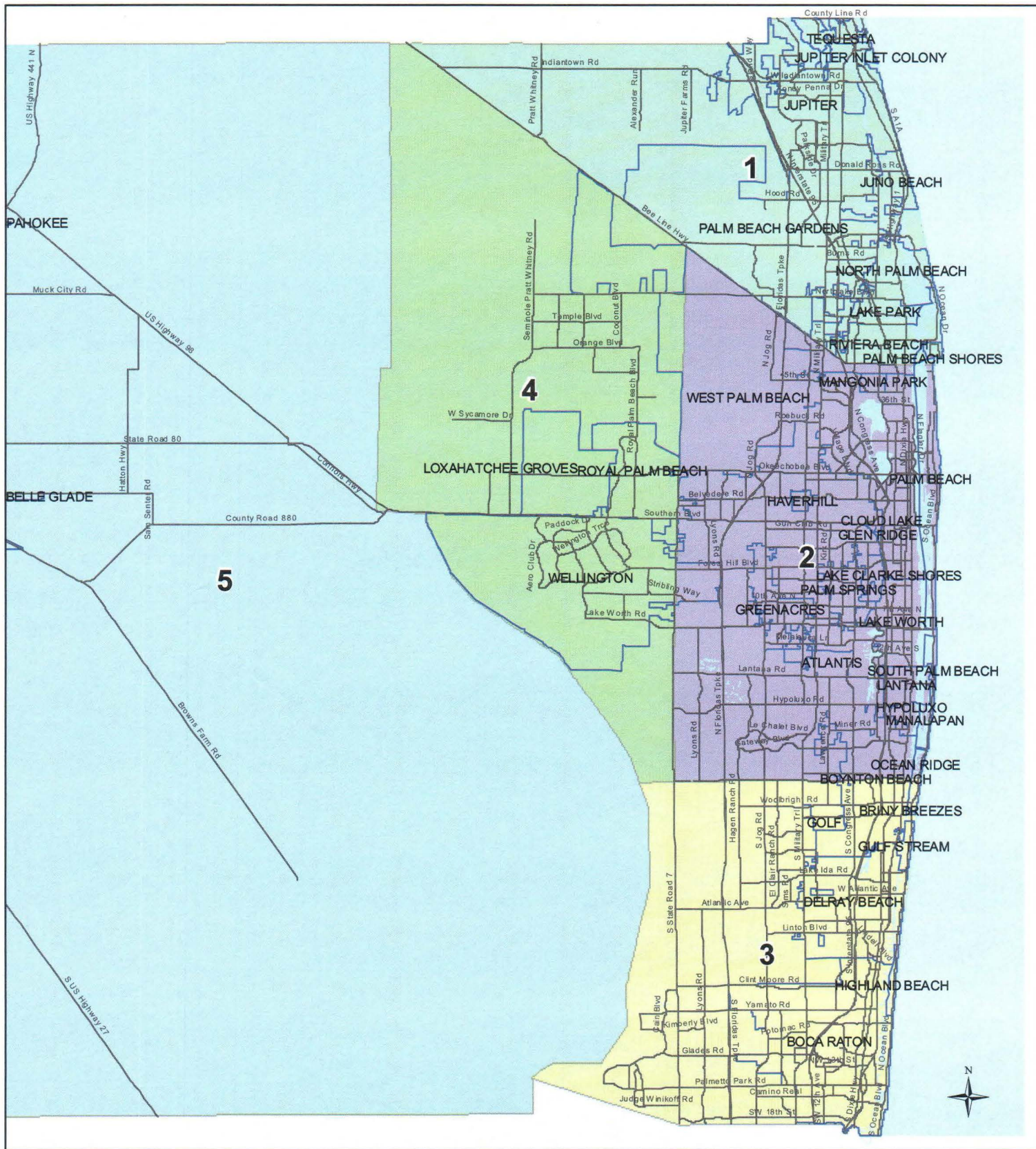
Grand Total

**2010
Expenditures**







\$639,937
\$639,937

IMPACT FEE BENEFIT

ZONE MAPS

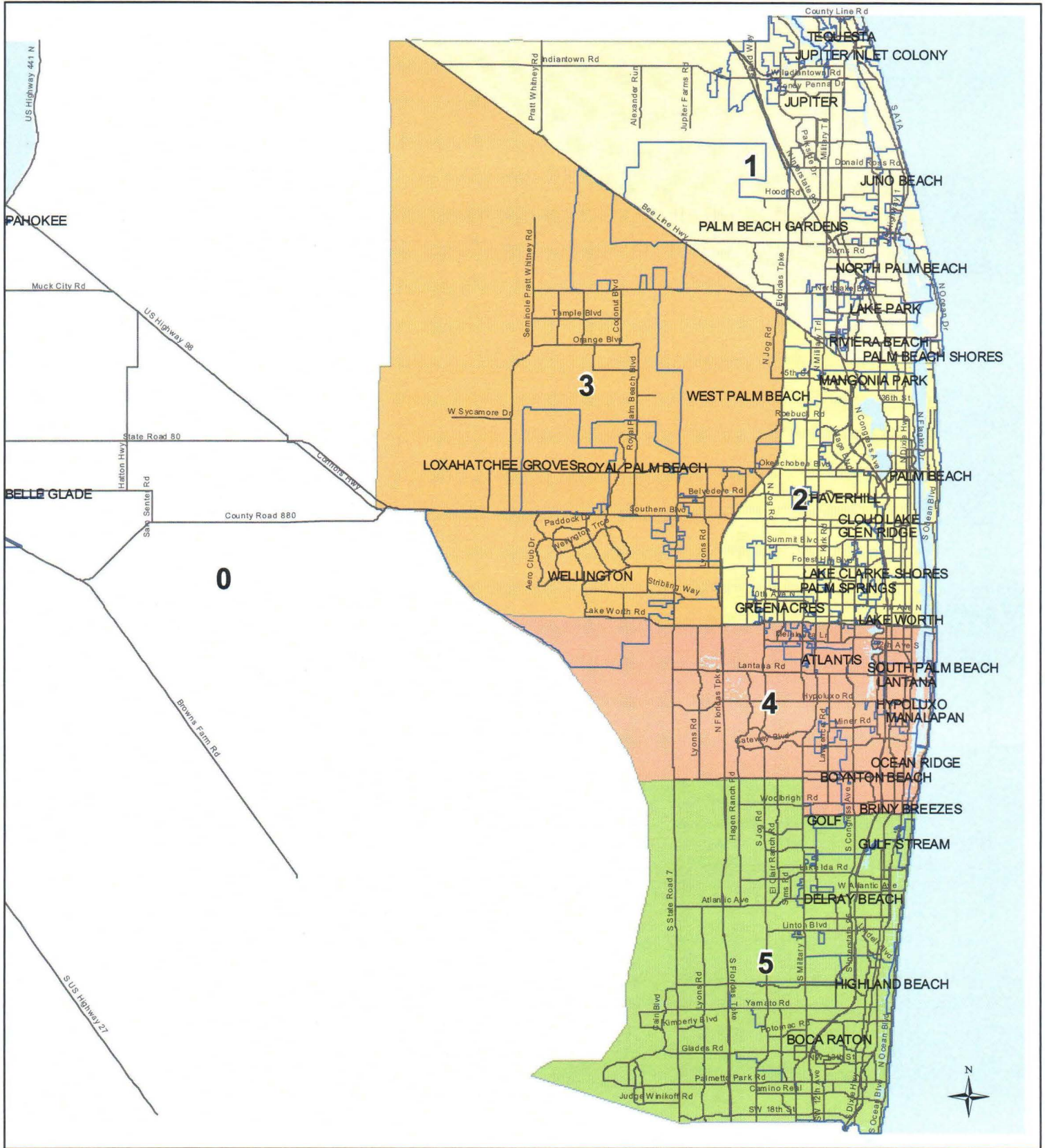


SCHOOL IMPACT FEE ZONES

-  Municipal Boundaries
-  1
-  2
-  3
-  4
-  5



Planning, Zoning and Building
Department - GIS
2300 N. Jog Road
West Palm Beach, FL 33411
(561) 233-5000
pzmap@pbcgov.org
www.pbcgov.com/pzb

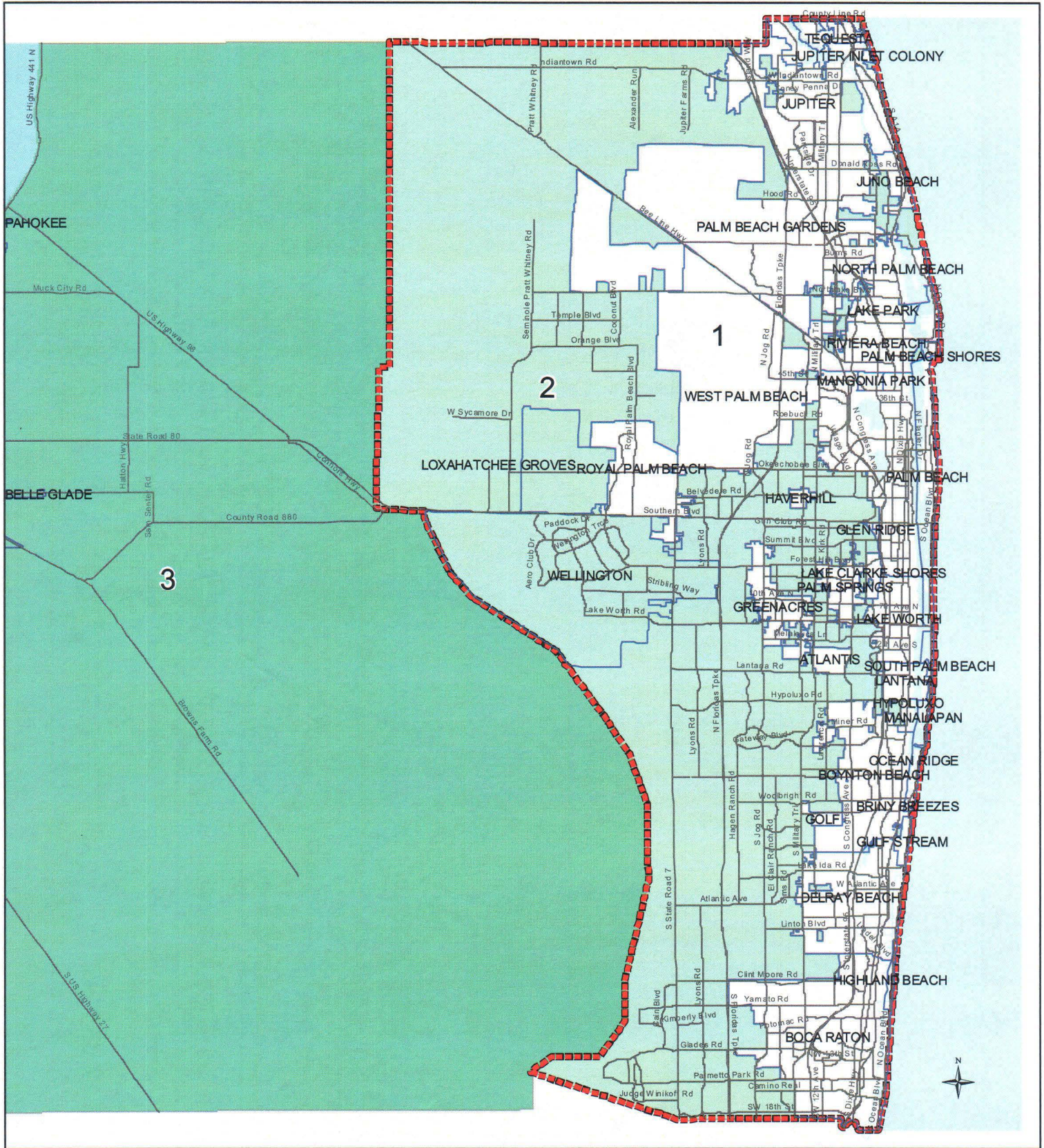


ROAD IMPACT FEE ZONES




- Municipal Boundaries



**Planning, Zoning and Building
 Department - GIS**
 2300 N. Jog Road
 West Palm Beach, FL 33411
 (561) 233-5000
pzbrmap@pbcgov.org
www.pbcgov.com/pzb

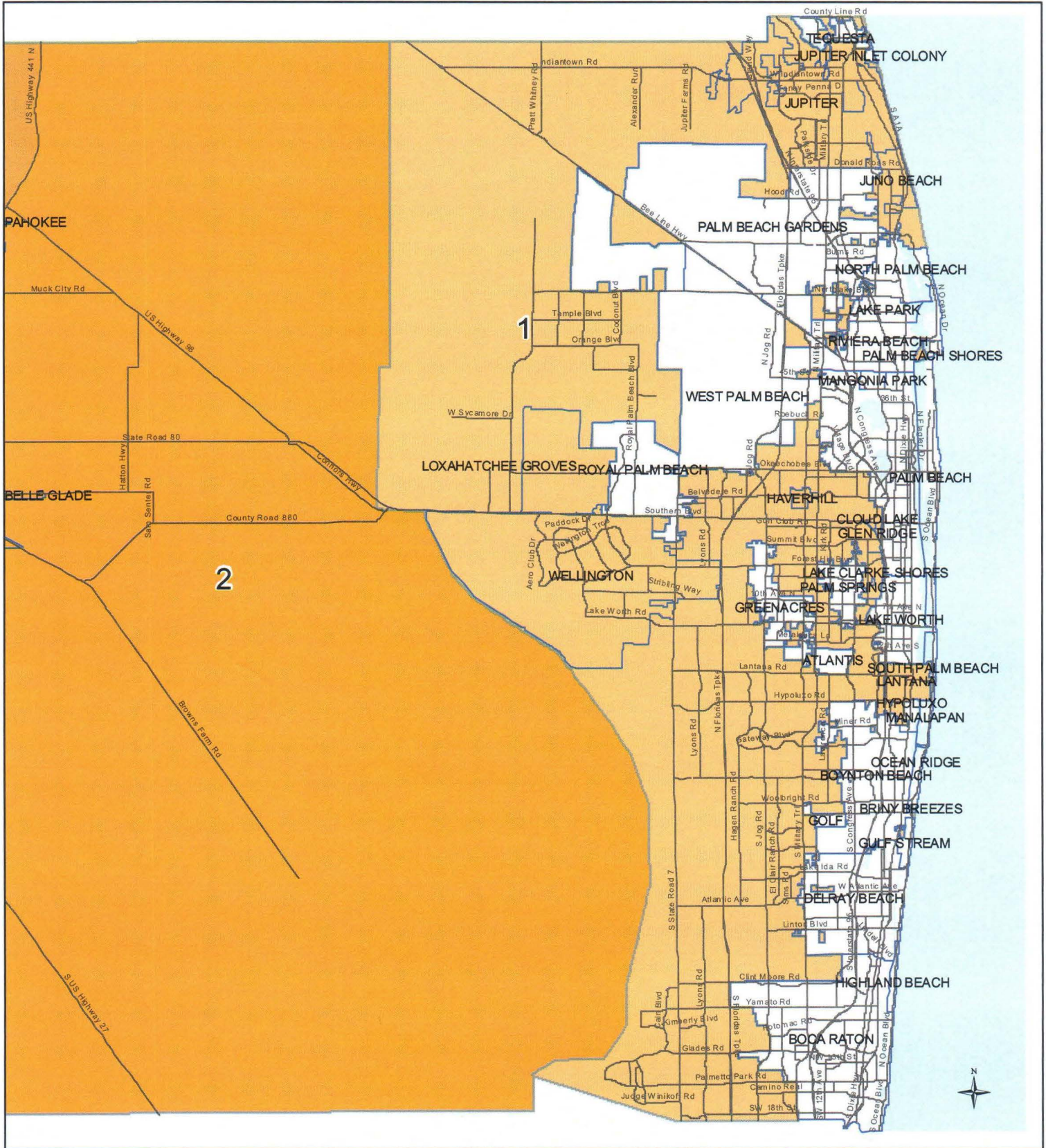


LAW ENFORCEMENT PATROL IMPACT FEE ZONES


-  Municipal Boundaries
-  1
-  2
-  3



**Planning, Zoning and Building
Department - GIS**
 2300 N. Jog Road
 West Palm Beach, FL 33411
 (561) 233-5000
 pzbtmap@pbcgov.org
 www.pbcgov.com/pzb

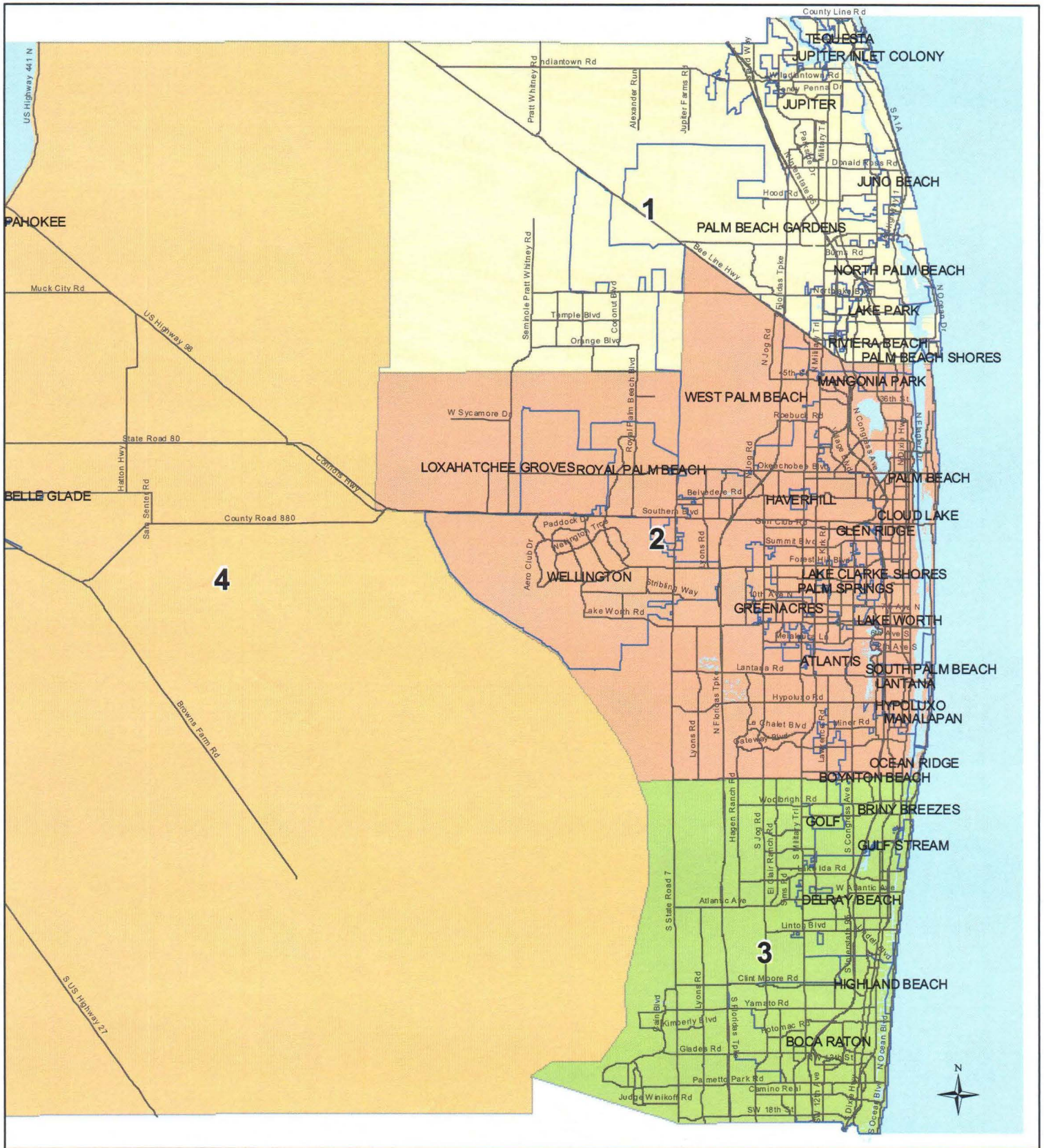


FIRE IMPACT FEE ZONES

-  Municipal Boundaries
-  1
-  2



**Planning, Zoning and Building
 Department - GIS**
 2300 N. Jog Road
 West Palm Beach, FL 33411
 (561) 233-5000
 pzmap@pbcgov.com
 www.pbcgov.com/pzb

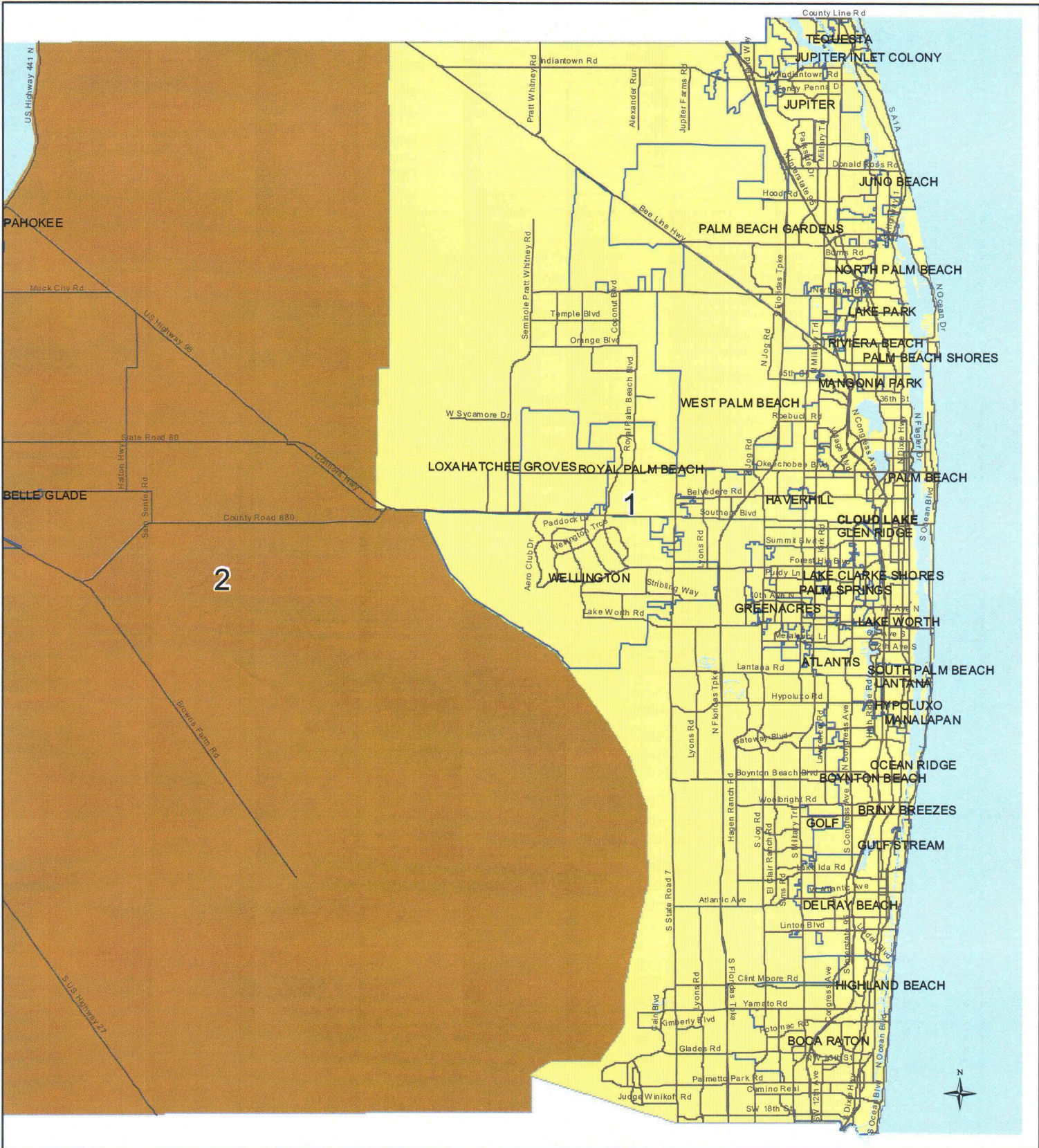


PARK IMPACT FEE ZONES

-  Municipal Boundaries



Planning, Zoning and Building
Department - GIS
 2300 N. Jog Road
 West Palm Beach, FL 33411
 (561) 233-5000
 pzmap@pbcgov.org
 www.pbcgov.com/pzb

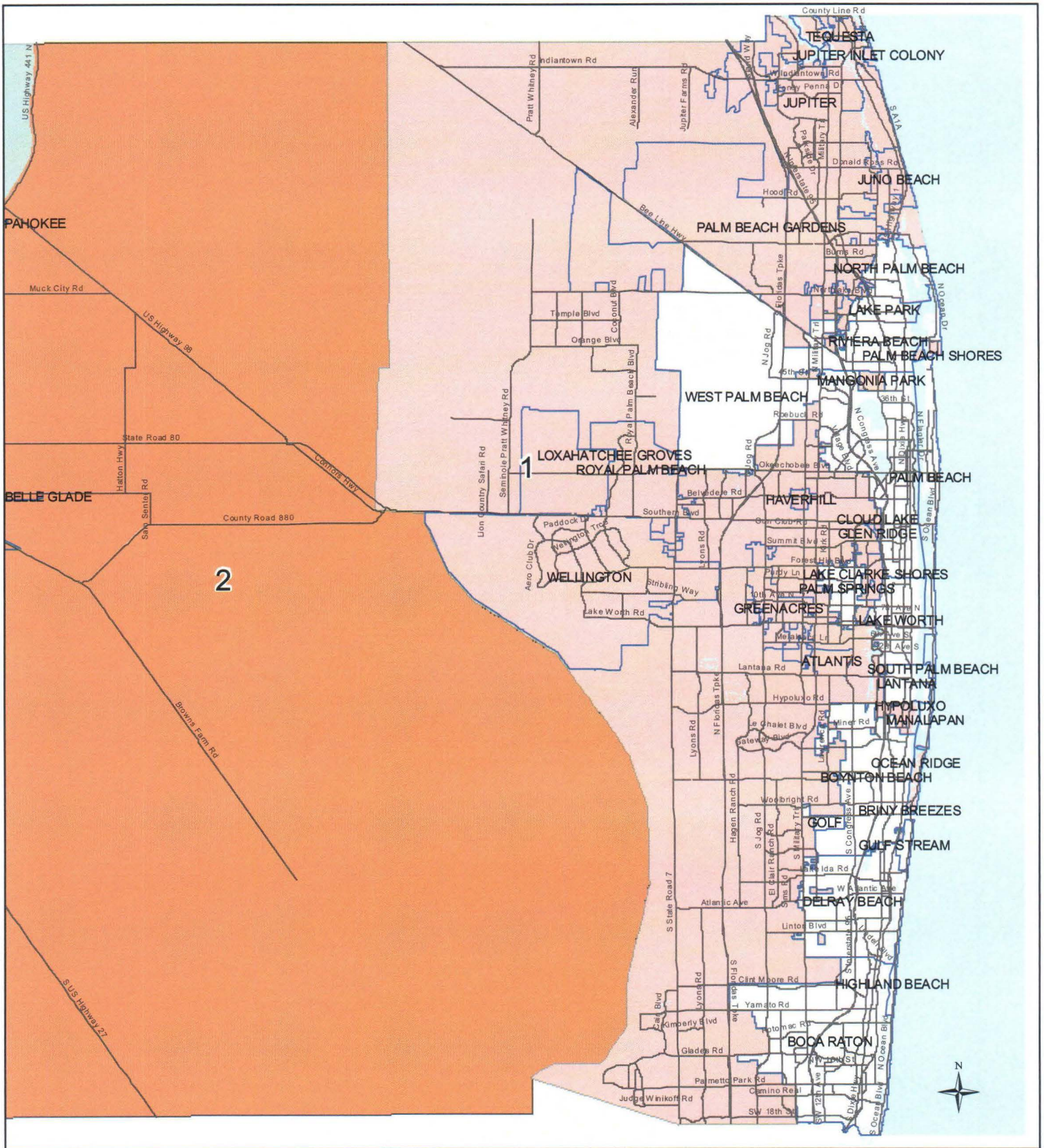


PUBLIC BUILDING IMPACT FEE ZONES




- Municipal Boundaries
- 1
- 2



Planning, Zoning and Building Department - GIS
 2300 N. Jog Road
 West Palm Beach, FL 33411
 (561) 233-5000
 pzbtmap@pbcgov.org
 www.pb.gov/pzb



LIBRARY IMPACT FEE ZONES

-  Municipal Boundaries
-  1
-  2



Date: April 14, 2011 File name: library/iz.mxd (ac)



**Planning, Zoning and Building
Department - GIS**
2300 N. Jog Road
West Palm Beach, FL 33411
(561) 233-5000
pzmap@pbcgov.org
www.pbcgov.com/pzb