



**Board of County Commissioners
Impact Fee Report
For
Fiscal Year 2017**

Board of County Commissioners
Impact Fee Report
For Fiscal Year 2017

INDEX

Page

1 Acknowledgments

Introduction

2 - Introductory Letter

Impact Fee Summary Highlights

3 - Impact Fee Revenues & Expenditures for Fiscal Year 2017

4 - Summary of Impact Fee Revenues by Zone

5 - Summary of Impact Fee Expenditures by Zone

6 - Summary of Impact Fee Revenues by Municipality

7 - Credit Summary Report

Impact Fee Historical Trends

8 - Summary of Impact Fee Revenues by Fiscal Year 2012-2017

9 - Summary of Impact Fee Expenditures by Fiscal Year 2012-2017

Impact Fee Revenue by Municipality

10-49 - Detail Impact Fee Revenues by Municipality

Impact Fee Expenditures by Benefit Zone

50-54 - Impact Fee Expenditures for Roads

55 - Impact Fee Expenditures for Law Enforcement

56 - Impact Fee Expenditures for Fire Rescue

57-59 - Impact Fee Expenditures for Parks

60 - Impact Fee Expenditures for Public Buildings

61 - Impact Fee Expenditures for Libraries

62-65 - Impact Fee Expenditures for Schools

Impact Fee Benefit Zone Maps

66 - Impact Fee Benefit Zone Map for Schools

67 - Impact Fee Benefit Zone Map for Roads

68 - Impact Fee Benefit Zone Map for Law Enforcement

69 - Impact Fee Benefit Zone Map for Fire Rescue

70 - Impact Fee Benefit Zone Map for Parks

71 - Impact Fee Benefit Zone Map for Public Buildings

72 - Impact Fee Benefit Zone Map for Libraries

**PALM BEACH COUNTY
ACKNOWLEDGEMENTS**

Special recognition should be given to the following individuals for their effort in coordinating and preparing the 2017 Impact Fee Report.

**Office of Financial Management & Budget
(in alphabetical order)**

Sherry Brown	Director of OFMB
Michele A. Bonanni	Financial Analyst II
Richard Iavarone	Director of Financial Management Division
Willie Swoope	Impact Fee Manager

**Municipal Collecting Agents
(in alphabetical order)**

**Boca Raton
Boynton Beach
Briny Breezes
Delray Beach
Golf
Greenacres
Juno Beach
Jupiter
Mangonia Park
North Palm Beach
Palm Beach Gardens
Palm Springs
Riviera Beach
Royal Palm Beach
Tequesta
Wellington**

Special thanks to:

County Commissioners, County Administrator, Deputy County Administrator, and Assistant County Administrators for their continuous support of the Impact Fee Program.

Palm Beach County's PZ&B Building and Accounting Staff for their efforts in collection and accounting of Impact Fees.

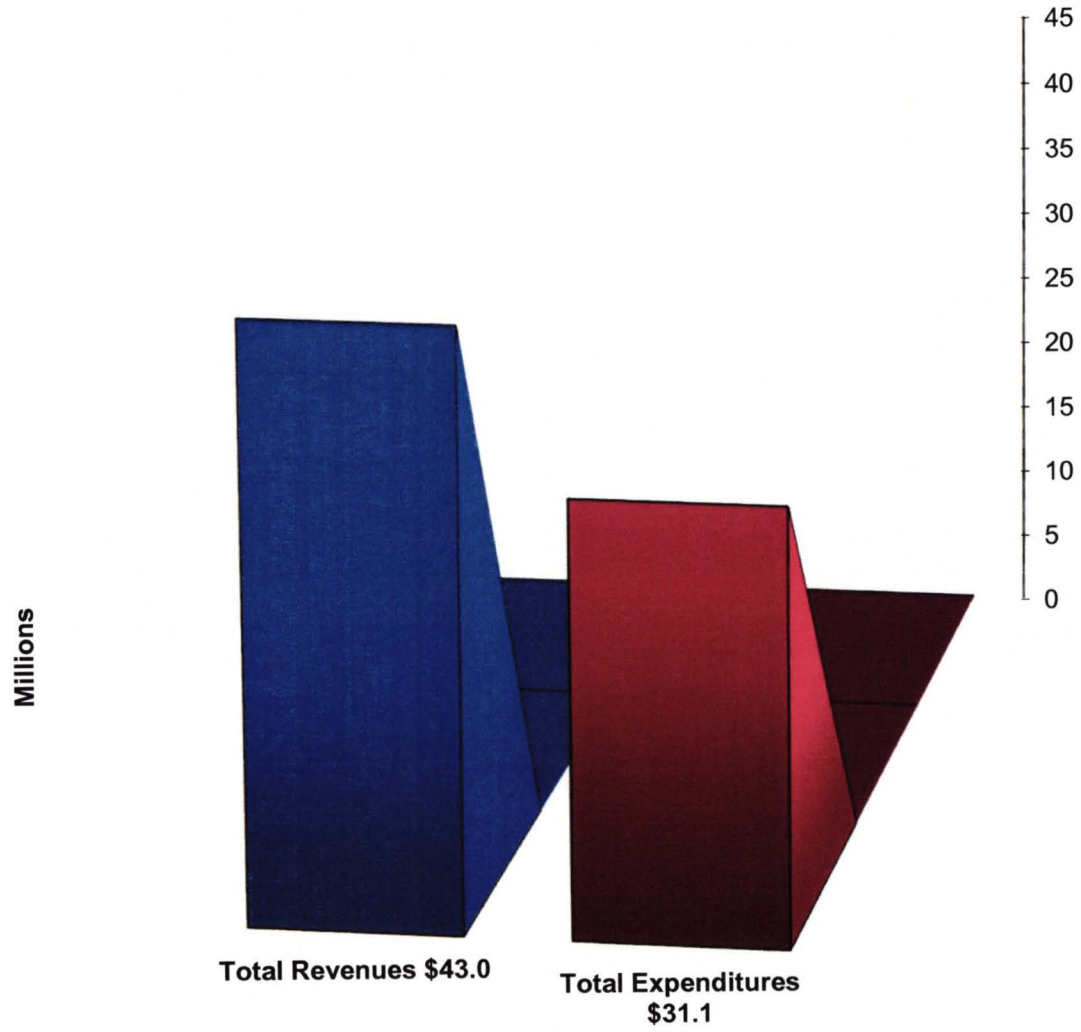
Palm Beach County's Information System Services & Finance Department for their continued support of the Impact Fee program.



IMPACT FEE

SUMMARY HIGHLIGHTS

Impact Fee Revenues & Expenditures For Fiscal Year 2017



**Board of County Commissioners
Collection of Impact Fees
By Zone**

Descriptions	2017 Actual
<u>School Program</u>	
Impact Fee Zone 1	\$1,371,993
Impact Fee Zone 2	2,752,862
Impact Fee Zone 3	2,047,219
Impact Fee Zone 4	465,265
<u>Road Program</u>	
Impact Fees Zone 1	5,464,507
Impact Fees Zone 2	7,889,068
Impact Fees Zone 3	3,836,531
Impact Fees Zone 4	5,482,565
Impact Fees Zone 5	8,545,883
<u>Law Enforcement Program</u>	
Law Enforcement Impact Fees	265,188
<u>Fire Rescue Program</u>	
Fire Rescue Impact Fees	617
<u>Parks Program</u>	
Impact Fees Z-1	552,739
Impact Fees Z-2	1,337,310
Impact Fees Z-3	901,536
<u>Other Programs</u>	
Public Building Impact Fees	1,437,002
Library Impact Fees	638,734
Grand Total	\$42,989,019

Descriptions	2017 Actual
School	\$6,637,339
Road	31,218,554
Law Enforcement	265,188
Fire/Rescue	617
Parks	2,791,585
Public Building	1,437,002
Library	\$638,734
Grand Total	\$42,989,019

**Board of County Commissioners
Summary of Impact Fee Expenditures
By Zone**

Descriptions	2017 Expenditures
Roads I/F - Zone 1	\$3,705,988
Roads I/F - Zone 2	2,571,334
Roads I/F - Zone 3	1,268,982
Roads I/F - Zone 4	8,503,416
Roads I/F - Zone 5	2,570,153
Law Enforcement	0
Fire Rescue I/F	445,806
Parks I/F Zone 1	2,689,028
Parks I/F Zone 2	1,584,496
Parks I/F Zone 3	852,070
Public Building I/F	0
Library I/F	0
School I/F Zone 1	1,208,162
School I/F Zone 2	3,107,360
School I/F Zone 3	2,226,540
School I/F Zone 4	405,685
Grand Total	\$31,139,020

Summary of Impact Fees	2017 Actual
School	\$6,947,747
Roads	18,619,873
Law	0
Fire Rescue	445,806
Parks	5,125,594
Public Building	0
Library	0
Grand Total	\$31,139,020

**Board of County Commissioners
Summary of Impact Fee Revenue
By Municipality**

<u>Descriptions</u>	<u>2017 Actual</u>
Atlantis	\$464,781
Belle Glade	0
Boca Raton	4,195,632
Boynton Beach	810,215
Briny Breeze	0
Cloud Lake	0
Delray Beach	2,138,795
Glen Ridge	4,589
Golf	0
Greenacres	799,699
Gulfstream	326
Haverhill	223,334
Highland Beach	138
Hypoluxo	0
Juno Beach	70,067
Jupiter	926,503
Jupiter Inlet Colony	442
Lake Clarke Shores	10,160
Lake Park	(359,913)
Lake Worth	511,083
Lantana	102,822
Loxahatchee Groves	101,387
Manalapan	9,731
Mangonia Park	3,083
North Palm Beach	5,518
Ocean Ridge	9,990
Pahokee	0
Palm Beach	10,988
Palm Beach Gardens	5,264,178
Palm Beach Shores	0
Palm Springs	701,376
Riviera Beach	110,726
Royal Palm Beach	852,273
South Bay	0
South Palm Beach	104,319
Tequesta	0
Unincorporated P.B.C.	18,678,034
Wellington	843,789
Westlake	69,781
West Palm Beach	6,325,173
Grand Total	<u><u>\$42,989,019</u></u>

Palm Beach County Credit Summary Report Fiscal Year 2017

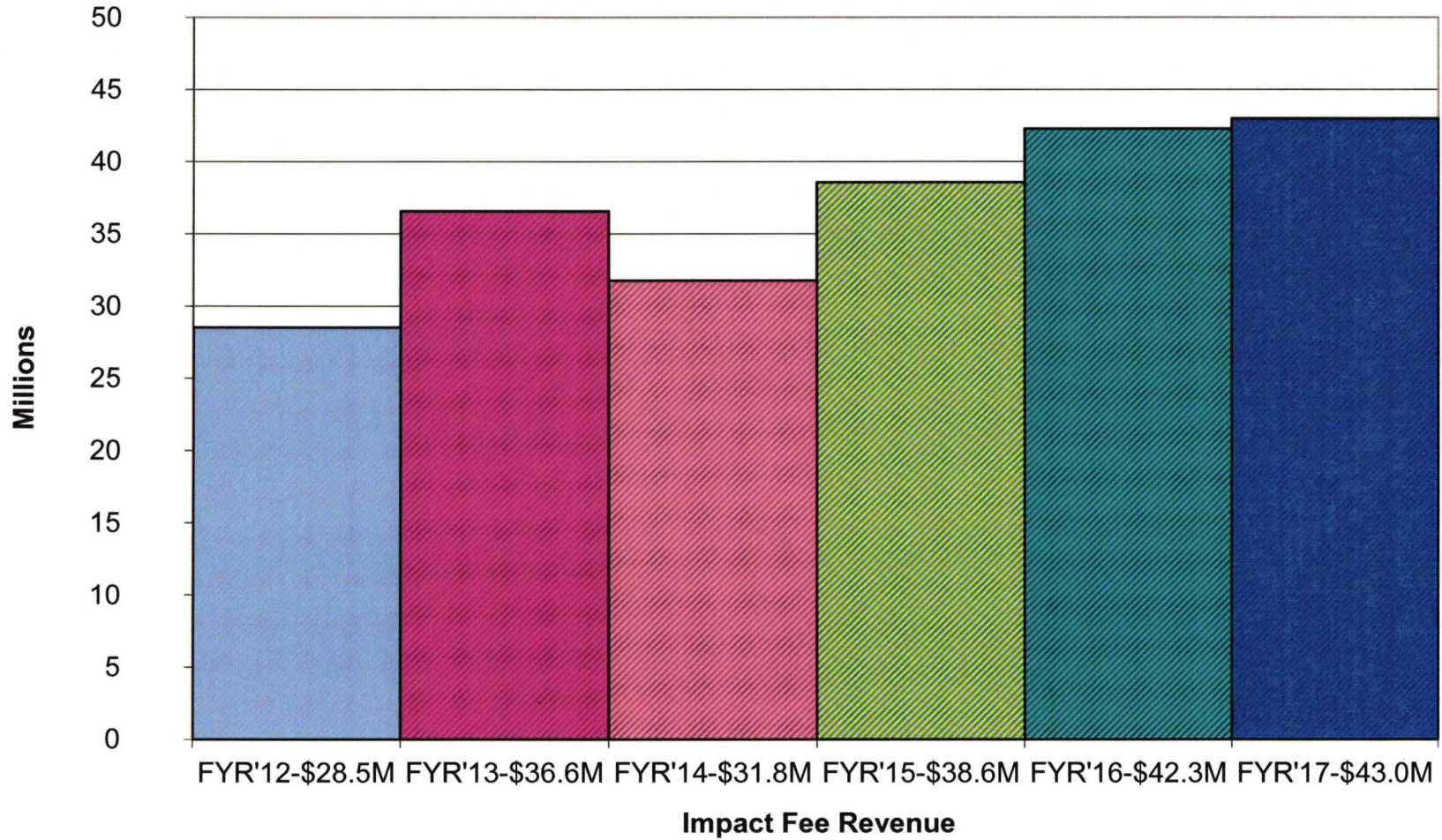
Impact Fee Components September-17	<----- Monthly Credit ----->		<----- Total Credit ----->		Available Credit Balances as of September 30, 2017
	Allowed	Used	Authorized	Used	
Fire Rescue	\$0.00	\$0.00	\$19,956.54	\$19,956.54	\$0.00
Parks	\$0.00	\$2,507.71	\$8,361,045.40	\$2,766,506.46	\$5,594,538.94
Schools	\$0.00	\$5,441.15	\$13,291,723.15	\$7,880,626.75	\$5,411,096.40
Roads	\$994,611.28	\$279,340.54	\$135,121,894.84	\$110,987,493.81	\$24,134,401.03
Libraries	\$0.00	\$0.00	\$8,213.94	\$8,213.94	\$0.00
Public Buildings	\$0.00	\$0.00	\$11,179.82	\$7,557.02	\$3,622.80
Law - Patrol	\$0.00	\$0.00	\$4,079.14	\$4,079.14	\$0.00
Law - County	\$0.00	\$0.00	\$411.50	\$8.04	\$403.46
Total	\$994,611.28	\$287,289.40	\$156,818,504.33	\$121,674,441.70	\$35,144,062.63



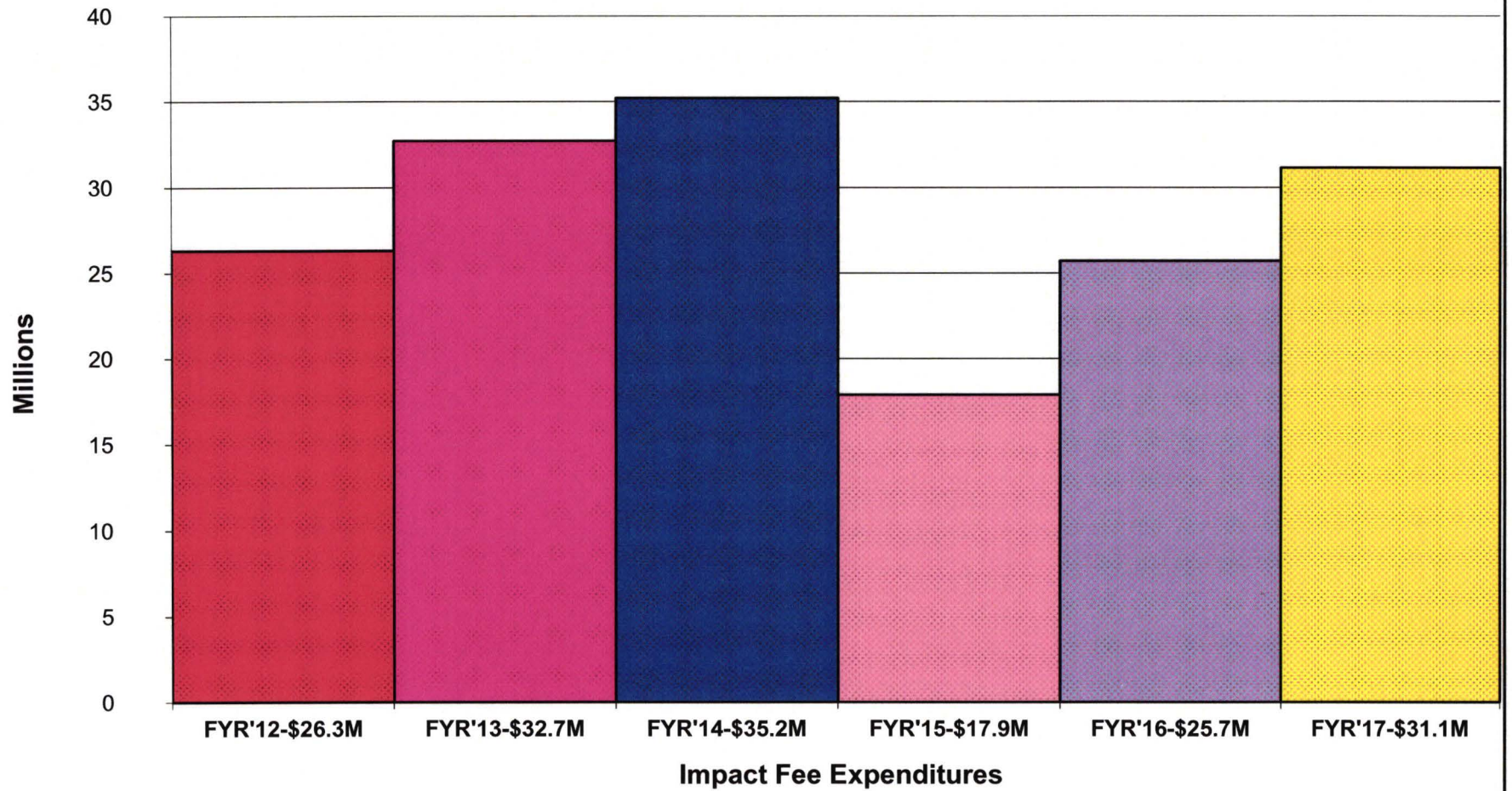
IMPACT FEE

HISTORICAL TRENDS

Impact Fee Revenue by Fiscal Year Fiscal Years 2012 - 2017



Impact Fee Expenditures by Fiscal Year Fiscal Years 2012- 2017





**IMPACT FEE REVENUE
BY MUNICIPALITY**

**Board of County Commissioners
Detail Impact Fee Revenue
City of Atlantis**

Descriptions	2017 Actual
School I/F Zone 2	\$0
Roads I/F Zone 4	435,308
Parks I/F Zone 2	0
Public Building I/F	29,473
Library I/F	0
Grand Total	\$464,781

Summary of Impact Fees	2017 Actual
School	\$0
Roads	435,308
Parks	0
Public Building	29,473
Library	0
Grand Total	\$464,781

**Board of County Commissioners
Detail Impact Fee Revenue
City of Belle Glade**

Descriptions	2017 Actual
Public Building I/F	\$0
Library I/F	0
Grand Total	\$0

Summary of Impact Fees	2017 Actual
Public Building	\$0
Library	0
Grand Total	\$0

**Board of County Commissioners
Detail Impact Fee Revenue
City of Boca Raton**

Descriptions	2017 Actual
School I/F Zone 3	\$728,865
Roads I/F Zone 5	3,195,446
Parks I/F Zone 3	136,227
Public Building I/F	135,094
Grand Total	\$4,195,632

Summary of Impact Fees	2017 Actual
School	\$728,865
Roads	3,195,446
Parks	136,227
Public Building	135,094
Grand Total	\$4,195,632

**Board of County Commissioners
Detail Impact Fee Revenue
City of Boynton Beach**

Descriptions	2017 Actual
School I/F Zone 2	\$41,568
School I/F Zone 3	10,098
Roads I/F Zone 4	645,942
Roads I/F Zone 5	48,918
Parks I/F Zone 2	15,263
Parks I/F Zone 3	15,763
Public Building I/F	32,663
Grand Total	<u><u>\$810,215</u></u>

Summary of Impact Fees	2017 Actual
School	\$51,666
Roads	694,860
Parks	31,026
Public Building	32,663
Grand Total	<u>\$810,215</u>

**Board of County Commissioners
Detail Impact Fee Revenue
Town of Briny Breeze**

Descriptions	2017 Actual
School I/F Zone 3	\$0
Roads I/F Zone 4	0
Parks I/F Zone 3	0
Public Building I/F	0
Grand Total	\$0

Summary of Impact Fees	2017 Actual
School	\$0
Roads	0
Parks	0
Public Building	0
Grand Total	\$0

**Board of County Commissioners
Detail Impact Fee Revenue
Town of Cloud Lake**

<u>Descriptions</u>	<u>2017 Actual</u>
School I/F Zone 2	\$0
Roads I/F Zone 2	0
Law Enforcement I/F	0
Fire Rescue I/F	0
Parks I/F Zone 2	0
Public Building I/F	0
Library I/F	0
Grand Total	<u><u>\$0</u></u>

Summary of Impact Fees	2017 Actual
School	\$0
Roads	0
Law	0
Fire Rescue	0
Parks	0
Public Building	0
Library	0
Grand Total	<u><u>\$0</u></u>

**Board of County Commissioners
Detail Impact Fee Revenue
City of Delray Beach**

Descriptions	2017 Actual
School I/F Zone 3	\$197,908
Roads I/F Zone 5	1,805,978
Parks I/F Zone 3	65,266
Public Building I/F	69,643
Grand Total	\$2,138,795

Summary of Impact Fees	2017 Actual
School	\$197,908
Roads	1,805,978
Parks	65,266
Public Building	69,643
Grand Total	\$2,138,795

**Board of County Commissioners
Detail Impact Fee Revenue
Town of Glen Ridge**

<u>Descriptions</u>	<u>2017 Actual</u>
School I/F Zone 2	\$917
Roads I/F Zone 2	2,813
Law Enforcement I/F	123
Fire Rescue I/F	0
Parks I/F Zone 2	423
Public Building I/F	163
Library I/F	150
Grand Total	<u><u>\$4,589</u></u>

<u>Summary of Impact Fees</u>	<u>2017 Actual</u>
School	\$917
Roads	2,813
Law	123
Fire Rescue	0
Parks	423
Public Building	163
Library	150
Grand Total	<u><u>\$4,589</u></u>

**Board of County Commissioners
Detail Impact Fee Revenue
Village of Golf**

Descriptions	2017 Actual
School I/F Zone 3	\$0
Roads I/F Zone 5	0
Law Enforcement I/F	0
Parks I/F Zone 3	0
Public Building I/F	0
Grand Total	\$0

Summary of Impact Fees	2017 Actual
School	\$0
Roads	0
Law	0
Parks	0
Public Building	0
Grand Total	\$0

**Board of County Commissioners
Detail Impact Fee Revenue
City of Greenacres**

<u>Descriptions</u>	<u>2017 Actual</u>
School I/F Zone 2	\$111,544
Roads I/F Zone 2	434,451
Roads I/F Zone 4	172,935
Parks I/F Zone 2	48,082
Public Building I/F	18,253
Library I/F	14,434
Grand Total	<u><u>\$799,699</u></u>

<u>Summary of Impact Fees</u>	<u>2017 Actual</u>
School	\$111,544
Roads	607,386
Parks	48,082
Public Building	18,253
Library	14,434
Grand Total	<u><u>\$799,699</u></u>

**Board of County Commissioners
Detail Impact Fees Revenue
Town of Gulfstream**

Descriptions	2017 Actual
School I/F Zone 3	\$150
Road I/F Zone 5	0
Parks I/F Zone 3	64
Public Buildings	112
Grand Total	\$326

Summary of Impact Fees	2017 Actual
School	\$150
Roads	0
Parks	64
Public Buildings	112
Grand Total	\$326

**Board of County Commissioners
Detail Impact Fee Revenue
Town of Haverhill**

Descriptions	2017 Actual
School I/F Zone 2	\$38,595
Roads I/F Zone 2	154,727
Law Enforcement I/F	2,723
Fire Rescue I/F	0
Parks I/F Zone 2	17,788
Public Building I/F	4,546
Library I/F	4,955
Grand Total	\$223,334

Summary of Impact Fees	2017 Actual
School	\$38,595
Roads	154,727
Law	2,723
Fire Rescue	0
Parks	17,788
Public Building	4,546
Library	4,955
Grand Total	\$223,334

**Board of County Commissioners
Detail Impact Fee Revenue
Town of Highland Beach**

Descriptions	2017 Actual
School I/F Zone 3	\$63
Roads I/F Zone 5	0
Parks I/F Zone 3	27
Public Building I/F	48
Grand Total	\$138

Summary of Impact Fees	2017 Actual
School	\$63
Roads	0
Parks	27
Public Building	48
Grand Total	\$138

**Board of County Commissioners
Detail Impact Fee Revenue
Town of Hypoluxo**

Descriptions	2017 Actual
School I/F Zone 2	\$0
Roads I/F Zone 4	0
Parks I/F Zone 2	0
Public Building I/F	0
Library I/F	0
Grand Total	\$0

Summary of Impact Fees	2017 Actual
School	\$0
Roads	0
Parks	0
Public Building	0
Library	0
Grand Total	\$0

**Board of County Commissioners
Detail Impact Fee Revenue
Town of Juno Beach**

Descriptions	2017 Actual
School I/F Zone 1	\$25,675
Roads I/F Zone 1	30,945
Fire Rescue I/F	0
Parks I/F Zone 1	8,886
Public Building I/F	1,756
Library I/F	2,805
Grand Total	\$70,067

Summary of Impact Fees	2017 Actual
School	\$25,675
Roads	30,945
Fire Rescue	0
Parks	8,886
Public Building	1,756
Library	2,805
Grand Total	\$70,067

**Board of County Commissioners
Detail Impact Fee Revenue
Town of Jupiter**

<u>Descriptions</u>	<u>2017 Actual</u>
School I/F Zone 1	\$323,451
Roads I/F Zone 1	443,843
Fire Rescue I/F	0
Parks I/F Zone 1	60,442
Public Building I/F	54,003
Library I/F	44,764
Grand Total	<u><u>\$926,503</u></u>

Summary of Impact fees	2017 Actual
School	\$323,451
Roads	443,843
Fire Rescue	0
Parks	60,442
Public Building	54,003
Library	44,764
Grand Total	<u><u>\$926,503</u></u>

**Board of County Commissioners
Detail Impact Fee Revenue
Town of Jupiter Inlet Colony**

Descriptions	2017 Actual
School I/F Zone 1	\$214
Parks I/F Zone 1	71
Public Building I/F	75
Library I/F	82
Grand Total	\$442

Summary of Impact Fees	2017 Actual
School	\$214
Parks	71
Public Building	75
Library	82
Grand Total	\$442

**Board of County Commissioners
Detail Impact Fee Revenue
Town of Lake Clarke Shores**

<u>Descriptions</u>	<u>2017 Actual</u>
School I/F Zone 2	\$1,802
Roads I/F Zone 2	7,033
Fire Rescue I/F	0
Parks I/F Zone 2	831
Public Building I/F	236
Library I/F	258
Grand Total	<u><u>\$10,160</u></u>

Summary of Impact Fees	2017 Actual
School	\$1,802
Roads	\$7,033
Fire Rescue	0
Parks	831
Public Building	236
Library	258
Grand Total	<u><u>\$10,160</u></u>

**Board of County Commissioners
Detail Impact Fee Revenue
Town of Lake Park**

Descriptions	2017 Actual
School I/F Zone 1	\$263
Roads IF Zone 1	(361,891)
Parks I/F Zone 1	113
Public Building I/F	1,602
Grand Total	<u>(359,913)</u>

Summary of Impact Fees	2017 Actual
School	\$263
Roads	(361,891)
Parks	113
Public Building	1,602
Grand Total	<u>(359,913)</u>

**Board of County Commissioners
Detail Impact Fee Revenue
City of Lake Worth**

Descriptions	2017 Actual
School I/F Zone 2	\$44,544
Roads I/F Zone 2	314,226
Roads I/F Zone 4	132,432
Parks I/F Zone 2	8,324
Fire Rescue	0
Public Building I/F	11,557
Grand Total	\$511,083

Summary of Impact Fees	2017 Actual
School	\$44,544
Roads	446,658
Parks	8,324
Fire Rescue	0
Public Building	11,557
Grand Total	\$511,083

**Board of County Commissioners
Detail Impact Fee Revenue
Town of Lantana**

Descriptions	2017 Actual
School I/F Zone 2	\$8,623
Roads I/F Zone 4	88,650
Fire Rescue I/F	0
Parks I/F Zone 2	2,133
Public Building I/F	3,416
Grand Total	\$102,822

Summary of Impact Fees	2017 Actual
School	\$8,623
Roads	88,650
Fire Rescue	0
Parks	2,133
Public Building	3,416
Grand Total	\$102,822

**Board of County Commissioners
Detail Impact Fee Revenue
Town of Loxahatchee Groves**

Descriptions	2017 Actual
School I/F Zone 4	\$12,291
Roads I/F Zone 3	74,437
Parks I/F Zone 2	5,664
Fire Rescue	617
Library	1,659
Law Enforcement	1,361
Public Building I/F	5,358
Grand Total	\$101,387

Summary of Impact Fees	2017 Actual
School	\$12,291
Roads	74,437
Parks	5,664
Fire Rescue	617
Library	1,659
Law Enforcement	1,361
Public Building	5,358
Grand Total	\$101,387

**Board of County Commissioners
Detail Impact Fee Revenue
Town of Manalapan**

Descriptions	2017 Actual
School I/F Zone 2	\$1,715
Roads I/F Zone 4	7,033
Parks I/F Zone 2	725
Public Building I/F	258
Grand Total	\$9,731

Summary of Impact Fees	2017 Actual
School	\$1,715
Roads	7,033
Parks	725
Public Building	258
Grand Total	\$9,731

**Board of County Commissioners
Detail Impact Fee Revenue
Town of Mangonia Park**

Descriptions	2017 Actual
School I/F Zone 2	\$1,802
Roads I/F Zone 2	0
Parks I/F Zone 2	831
Public Building I/F	215
Library I/F	235
Grand Total	\$3,083

Summary of Impact Fees	2017 Actual
School	\$1,802
Roads	0
Parks	831
Public Building	215
Library	235
Grand Total	\$3,083

**Board of County Commissioners
Detail Impact Fee Revenue
Village of North Palm Beach**

Descriptions	2017 Actual
School I/F Zone 1	\$2,441
Roads I/F Zone 1	2,356
Parks I/F Zone 1	365
Public Building I/F	356
Grand Total	\$5,518

Summary of Impact Fees	2017 Actual
School	\$2,441
Roads	2,356
Parks	365
Public Building	356
Grand Total	\$5,518

**Board of County Commissioners
Detail Impact Fee Revenue
Town of Ocean Ridge**

Descriptions	2017 Actual
School I/F Zone 2	\$0
School I/F Zone 3	1,715
Roads I/F Zone 4	7,033
Parks I/F Zone 2	0
Parks I/F Zone 3	659
Public Building I/F	279
Library I/F	304
Grand Total	\$9,990

Summary of Impact Fees	2017 Actual
School	\$1,715
Roads	7,033
Parks	659
Public Building	279
Library	304
Grand Total	\$9,990

**Board of County Commissioners
Detail Impact Fee Revenue
City of Pahokee**

Descriptions	2017 Actual
Public Building I/F	\$0
Library I/F	0
Grand Total	\$0

Summary of Impact Fees	2017 Actual
Public Building	\$0
Library	0
Grand Total	\$0

**Board of County Commissioners
Detail Impact Fee Revenue
Town of Palm Beach**

Descriptions	2017 Actual
School I/F Zone 2	\$2,794
Roads I/F Zone 1	0
Roads I/F Zone 2	7,033
Roads I/F Zone 4	0
Parks I/F Zone 2	607
Public Building I/F	554
Grand Total	\$10,988

Summary of Impact Fees	2017 Actual
School	\$2,794
Roads	7,033
Parks	607
Public Building	554
Grand Total	\$10,988

**Board of County Commissioners
Detail Impact Fee Revenue
City of Palm Beach Gardens**

<u>Descriptions</u>	<u>2017 Actual</u>
School I/F Zone 1	\$815,572
Roads I/F Zone 1	3,865,325
Roads I/F Zone 3	0
Parks I/F Zone 1	308,539
Public Building I/F	172,369
Library I/F	102,373
Grand Total	<u><u>\$5,264,178</u></u>

<u>Summary of Impact Fees</u>	<u>2017 Actual</u>
School	\$815,572
Roads	3,865,325
Parks	308,539
Public Building	172,369
Library	102,373
Grand Total	<u><u>\$5,264,178</u></u>

**Board of County Commissioners
Detail Impact Fee Revenue
Town of Palm Beach Shores**

Descriptions	2017 Actual
School I/F Zone 1	\$0
Roads I/F Zone 1	0
Parks I/F Zone 1	0
Public Building I/F	0
Library I/F	0
Grand Total	\$0

Summary of Impact Fees	2017 Actual
School	\$0
Roads	0
Parks	0
Public Building	0
Library	0
Grand Total	\$0

**Board of County Commissioners
Detail Impact Fee Revenue
Village of Palm Springs**

<u>Descriptions</u>	<u>2017 Actual</u>
School I/F Zone 2	\$114,402
Roads I/F Zone 2	521,299
Parks I/F Zone 2	49,264
Public Building	16,411
Fire Rescue	0
Grand Total	<u><u>\$701,376</u></u>

Summary of Impact Fees	2017 Actual
School	114,402
Roads	521,299
Parks	49,264
Public Building	16,411
Fire Rescue	0
Grand Total	<u>\$701,376</u>

**Board of County Commissioners
Detail Impact Fee Revenue
City of Riviera Beach**

Descriptions	2017 Actual
School I/F Zone 1	\$11,562
School I/F Zone 2	0
Roads I/F Zone 1	41,066
Roads I/F Zone 2	51,752
Parks I/F Zone 1	2,161
Parks I/F Zone 2	0
Public Building I/F	4,185
Grand Total	\$110,726

Summary of Impact Fees	2017 Actual
School	\$11,562
Roads	92,818
Parks	2,161
Public Building	4,185
Grand Total	\$110,726

**Board of County Commissioners
Detail Impact Fee Revenue
Village of Royal Palm Beach**

Descriptions	2017 Actual
School I/F Zone 4	125,840
Roads I/F Zone 3	635,093
Parks I/F Zone 2	52,503
Public Building I/F	22,211
Library I/F	16,626
Grand Total	\$852,273

Summary of Impact Fees	2017 Actual
School	\$125,840
Roads	635,093
Parks	52,503
Public Building	22,211
Library	16,626
Grand Total	\$852,273

**Board of County Commissioners
Detail Impact Fee Revenue
City of South Bay**

Descriptions	2017 Actual
Public Building I/F	\$0
Library I/F	0
Grand Total	\$0

Summary of Impact Fees	2017 Actual
Public Building	\$0
Library	0
Grand Total	\$0

**Board of County Commissioners
Detail Impact Fee Revenue
Town of South Palm Beach**

Descriptions	2017 Actual
School I/F Zone 2	\$54,066
Roads I/F Zone 2	0
Roads I/F Zone 4	31,151
Library I/F	7,038
Parks I/F Zone 2	8,811
Public Building I/F	3,253
Grand Total	\$104,319

Summary of Impact Fees	2017 Actual
School	\$54,066
Roads	31,151
Library I/F	7,038
Parks	8,811
Public Building	3,253
Grand Total	\$104,319

**Board of County Commissioners
Detail Impact Fee Revenue
Village of Tequesta**

Descriptions	2017 Actual
School I/F Zone 1	\$0
Roads I/F Zone 1	0
Parks I/F Zone 1	0
Public Building I/F	0
Library I/F	0
Grand Total	\$0

Summary of Impact Fees	2017 Actual
School	\$0
Roads	0
Parks	0
Public Building	0
Library	0
Grand Total	\$0

**Board of County Commissioners
Detail Impact Fee Revenues
Unincorporated Palm Beach County**

Impact Fee Zones	2017 Actuals
School I/F Zone 1	\$192,815
School I/F Zone 2	1,233,331
School I/F Zone 3	1,108,419
School I/F Zone 4	231,691
Roads I/F Zone 1	1,442,863
Roads I/F Zone 2	2,385,339
Roads I/F Zone 3	1,750,736
Roads I/F Zone 4	3,962,082
Roads I/F Zone 5	3,495,541
Law Enforcement I/F Zone 2	249,373
Fire Rescue I/F	0
Parks I/F Zone 1	167,934
Parks I/F Zone 2	718,144
Parks I/F Zone 3	683,530
Public Building I/F	628,203
Library I/F	428,033
Grand Total	<u>\$18,678,034</u>

Summary of Unincorporated P.B. County	2017 Actual
School	\$2,766,256
Roads	13,036,561
Law	249,373
Fire Rescue	0
Parks	1,569,608
Public Building	628,203
Library	428,033
Grand Total	<u>\$18,678,034</u>

**Board of County Commissioners
Detail Impact Fee Revenue
Village of Wellington**

<u>Descriptions</u>	<u>2017 Actual</u>
School I/F Zone 4	\$45,915
Roads I/F Zone 3	720,061
Roads I/F Zone 4	0
Law Enforcement I/F	8,762
Fire Rescue	0
Parks I/F Zone 2	24,957
Public Building I/F	34,132
Library I/F	9,962
Grand Total	<u><u>\$843,789</u></u>

Summary of Impact Fees	2017 Actual
School	\$45,915
Roads	720,061
Law	8,762
Fire Rescue	0
Parks	24,957
Public Building	34,132
Library	9,962
Grand Total	<u><u>\$843,789</u></u>

**Board of County Commissioners
Detail Impact Fee Revenue
City of Westlake**

Descriptions	2017 Actual
School I/F Zone 4	\$37,087
Roads I/F Zone 3	0
Roads I/F Zone 4	0
Law Enforcement I/F	2,844
Fire Rescue	0
Parks I/F Zone 2	17,093
Public Building I/F	7,699
Library I/F	5,058
Grand Total	\$69,781

Summary of Impact Fees	2017 Actual
School	\$37,087
Roads	0
Law	2,844
Fire Rescue	0
Parks	17,093
Public Building	7,699
Library	5,058
Grand Total	\$69,781

**Board of County Commissioners
Detail Impact Fee Revenue
City of West Palm Beach**

Descriptions	2017 Actual
School I/F Zone 2	\$1,097,157
School I/F Zone 4	12,441
Roads I/F Zone 2	4,010,396
Roads I/F Zone 3	656,204
Parks I/F Zone 1	4,229
Parks I/F Zone 2	365,869
Public Building I/F	178,877
Grand Total	\$6,325,173

Summary of Impact Fees	2017 Actual
School	\$1,109,598
Roads	4,666,600
Parks	370,098
Public Building	178,877
Grand Total	\$6,325,173



**IMPACT FEE EXPENDITURES
BY BENEFIT ZONE**

**Board of County Commissioners
Impact Fees Expenditures
Road Program Zone 1**

<u>Project Name:</u>	2017 Expenditures
Northlake Blvd & Military Tr Intersection	\$133,144
PGA Blvd & Military Trail Intersection	\$46,465
Old Dixie Hwy/Park Ave-Northlake	\$936,262
Congress Ave/Northlake To Alt.A1A	\$86,536
Northlake Blvd & Alt. A1A Intersection	\$26,678
PGA Blvd & Ellison Wilson Rd. Intersection	\$291,918
Australian Ave W 10th to N of W 13th RB	\$1,017,620
Silver Bch Rd/E of Con-Old Dix	\$208,804
Toney Penna Dr & Old Dixie Hwy	\$294,213
Island Way and Casa Circle-Church St	\$11,065
PGA Blvd & Central Blvd Intersection	\$4,914
Hood Rd & Central Blvd Intersection	\$21,451
Hood Rd/E of Turnpike to W.Central Blvd	\$302,706
Blue Heron & Australian Intersection	\$12,608
Indiantown Rd/Jupiter Farms Rd to W of Turnpike	\$189,164
Burns Rd & Military Trail Intersection	\$39,282
Church St Limestone Creek Rd to W of Central	\$25,768
Central Blvd & University Blvd Intersection	\$1,120
Blue Heron & Congress Intersection Imp	\$15,102
Central Blvd/Indiantown Rd To Longshore Dr	\$159
Center St Drainage Imp/Thelma To Woodland	\$34,376
Garden Road Culvert	\$6,633
Grand Total	\$3,705,988

**Board of County Commissioners
Impact Fees Expenditures
Road Program Zone 2**

<u>Project Name:</u>	2017 Expenditures
Florida Mango Rd Over LWDD L-9&L-10 Canals	\$192,937
Lake Worth Rd & Jog Rd Intersection	\$25,815
Palm Beach Lakes Blvd & N. Robbins Dr.	\$53,612
Okeechobee Blvd & Church St. Intersection	\$35,570
Southern Blvd & Kirk Rd Intersection	\$35,574
Congress Ave Over WPB "F" Canal, N of Okeechobee To Ware Dr	\$65,592
Florida Mango Rd, Barbados Rd To N Of Myrica Rd	\$13,426
Military Tr & Forest Hill Blvd Intersection	\$153,792
Kirk Rd, S Of LWDD L-7 Canal To Pot O'Gold St	\$9,544
45th St/E Of Haverhill To W Of Military Trail	\$67,015
Fl Mango Over LWDD L-8 Canal S of Exuma Rd to N of Antigua Rd	\$117,395
10th Ave N & Boutwell Rd Intersection	\$116,934
Australian Ave/Banyan Ave to 45th St	\$111,461
Florida Mango Rd Over LWDD L-6 Canal	\$52,116
Roebuck Rd/Jog Rd To Haverhill Rd	\$108,523
Haverhill Rd/N. Of Caribbean Blvd to Bee Line	\$531,795
Purdy Lane/Forest Hill Elem to E of Major Dr	\$190,838
Congress Ave & Palm Beach Lakes Blvd Intersection	\$87,530
Drexel Rd Over LWDD L-2 Canal	\$601,865
Grand Total	\$2,571,334

**Board of County Commissioners
Impact Fees Expenditures
Road Program Zone 3**

<u>Project Name:</u>	2017 Expenditures
Northlake BL/Sem Pratt-Coconut	\$36,434
Benoist Farm Rd, SR 80 to Belvedere Rd	\$221,883
Okeechobee Blvd and Skees Rd Intersection	\$32,450
Seminole Pratt - Northlake/Beeline	\$54,636
Lyons Rd/S of LWDD L-11 Canal to N of L	\$2,044
Seminole Pratt-Okeechobee/Sycamore	\$2,842
Seminole PW - Sycamore/Orange	\$51,528
Acreage Access Road - Persimmon Blvd to 60th St.	\$124,600
Seminole PW - Orange/Northlake	\$70,536
Seminole PW-SR 80/Okeechobee	\$2,262
Royal Palm Beach Blvd From M-Canal To S of Orange	\$138,107
Okeechobee Blvd @ Ponce Deleon St WB Rt Turn Lane	\$164,359
SR 80 & Lyons Rd/Sansbury Way Intersection	\$8,910
Okeechobee Blvd and Jog Rd Intersection	\$27,982
Belvedere Road & Sansbury's Way	\$17,625
SR7 Extension, 60th St To Northlake	\$38,799
60th Street N, 140th Ave To E Of 120th Ave N	\$11,627
Lyons Rd From P.B. Central High Ent. To LWDD L-7 Canal	\$262,358
Grand Total	\$1,268,982

**Board of County Commissioners
Impact Fees Expenditures
Road Program Zone 4**

Project Name:

**2017
Expenditures**

Haverhill Rd/S Of LWDD-14 Canal To Lake Wo	\$4,732,239
Lawrence Rd 300' to 200'N of L-17 Canal	\$742
Lantana Rd @ Edgecliff Ave-W Rt Turn Lane	\$100,538
Gateway Blvd & Military Trail Intersection	\$25,937
Lantana Rd & Lawrence Rd Intersection	\$25,545
Lyons Road/Lantana Road To Lake Worth Rd	\$2,854,385
Haverhill Rd/Lantana Rd To L-14 Canal	\$739,439
Gateway Blvd & High Ridge Rd Intersection	\$24,591
Grand Total	\$8,503,416

**Board of County Commissioners
Impact Fees Expenditures
Road Program Zone 5**

<u>Project Name:</u>	2017 Expenditures
S.W. 18th St. & Military Trail Intersection	\$537,095
Clint Moore Rd, E Of Congress Ave To E of LWDD E-4 Canal	\$234
Camino Real Rd, SW 17th Court to SW 7	\$7,166
W Atlantic Ave & Fla Turnpike Intersection	\$105,381
Glades Rd & Butts Rd Intersection Imp	\$29,751
Linton Blvd & Military Trail Intersection	\$45,888
Flavor Pict Rd/SR 7 to Lyons Rd	\$88,158
Lyons Rd/Clint Moore Rd To Atlantic Ave	\$395,169
Lyons Rd/Hillsboro Canal To SW 18th St	\$50,210
S.W. 3rd St From SR 7 To E of SR7	\$12,821
Sandalfoot Blvd From SR7 To E of SR7	\$24,618
Boynton Beach Blvd & S Entrace To Fl Turnpike	\$715
Old Dixie From Yamato Rd to Linton	\$474,481
Coral Ridge Dr & S County Regional Park N Ent to 750'N	\$441,021
Lyons Rd/Norte Lago To Pine Springs Dr	\$42,572
Linton Blvd & South Federal Hwy	\$49,440
Camino Real Rd/Boca Club Bridge Over ICWW	\$67,095
SE 23rd Ave And Federal Highway Intersection	\$18,824
Yamato Road And Lyons Road Intersection	\$835
Palmetto Park Road/E Of Military To I-95	\$18,109
Glades Rd & Sandpiper Shores Elem School	\$68,041
Palmetto Park Rd & Boca Rio Rd Intersection	\$20,232
Palmetto Park Rd Over LWDD E-4 Canal	\$26,523
Palmetto Park Rd & NW 12th Avenue	\$19,663
Yamato Road, Lakeridge Blvd To W Of Florida's Turnpike	\$6,579
Clint Moore Rd, Oaks Club Dr To Long Lake Dr	\$7,326
Hagen Ranch Rd & Atlantic Ave Intersection	\$12,206
Grand Total	\$2,570,153

**Board of County Commissioners
Impact Fees Expenditures
Law Enforcement**

Project Name:

Grand Total

2017 Expenditures	
	\$0
	\$0

**Board of County Commissioners
Impact Fees Expenditures
Fire Rescue**

<u>Project Name:</u>	2017 Expenditures
Station 48 Expansion	\$14,004
Station 22 Replacement	\$30,872
Fire Station #41 North	\$324,700
Enhancements To Existing Tactical Command Unit	\$76,230
Grand Total	\$445,806

**Board of County Commissioners
Impact Fees Expenditures
Parks & Recreation Zone 1**

<u>Project Name:</u>	2017 Expenditures
Burt Reynolds Park West Side Expansion	\$4,464
Riverbend Park Utility Connection	230,806
Dubois Park Expansion FY2010	19,745
Riverbend/Reese Grove Park Ph 3	2,434,013
Grand Total	\$2,689,028

**Board of County Commissioners
Impact Fees Expenditures
Parks & Recreation Zone 2**

<u>Project Name:</u>	2017 Expenditures
John Prince Park Improvements Phase IV	\$1,385,695
Okecheelee South Park Dev Phase III	42,365
John Prince Campground Phase III	119,189
Okecheelee South Park Boating Center	6,591
John Prince Park Custard Apple Natural Area	30,656
Grand Total	\$1,584,496

**Board of County Commissioners
Impact Fees Expenditures
Parks & Recreation Zone 3**

Project Name:

**2017
Expenditures**

Canyons District Park Design & Dev	\$440
South County Regional Park Phase III 2008	295,958
Morikami Museum & Japanese Garden	136
Osprey Point Golf Course Clubhouse Expansion	295,786
John Prince Park Campground Phase III	259,750
Grand Total	\$852,070

**Board of County Commissioners
Impact Fees Expenditures
Public Building**

Project Name:

Grand Total

2017 Expenditures	
	\$0
	\$0

**Board of County Commissioners
Impact Fees Expenditures
Library**

Project Name:

Grand Total

**2017
Expenditures**

	\$0
	\$0

**Board of County Commissioners
Impact Fees Expenditures
School Zone 1**

Project Name:

Marsh Pointe Elementary

Grand Total

**2017
Expenditures**

	\$1,208,162
	\$1,208,162

**Board of County Commissioners
Impact Fees Expenditures
School Zone 2**

Project Name:

Discovery Key Elementary

Grand Total

**2017
Expenditures**

	\$3,107,360
	\$3,107,360

**Board of County Commissioners
Impact Fees Expenditures
School Zone 3**

Project Name:

Sunset Palm Elementary

Grand Total

**2017
Expenditures**

\$2,226,540
\$2,226,540

**Board of County Commissioners
Impact Fees Expenditures
School Zone 4**

Project Name:

Seminole Ridge High

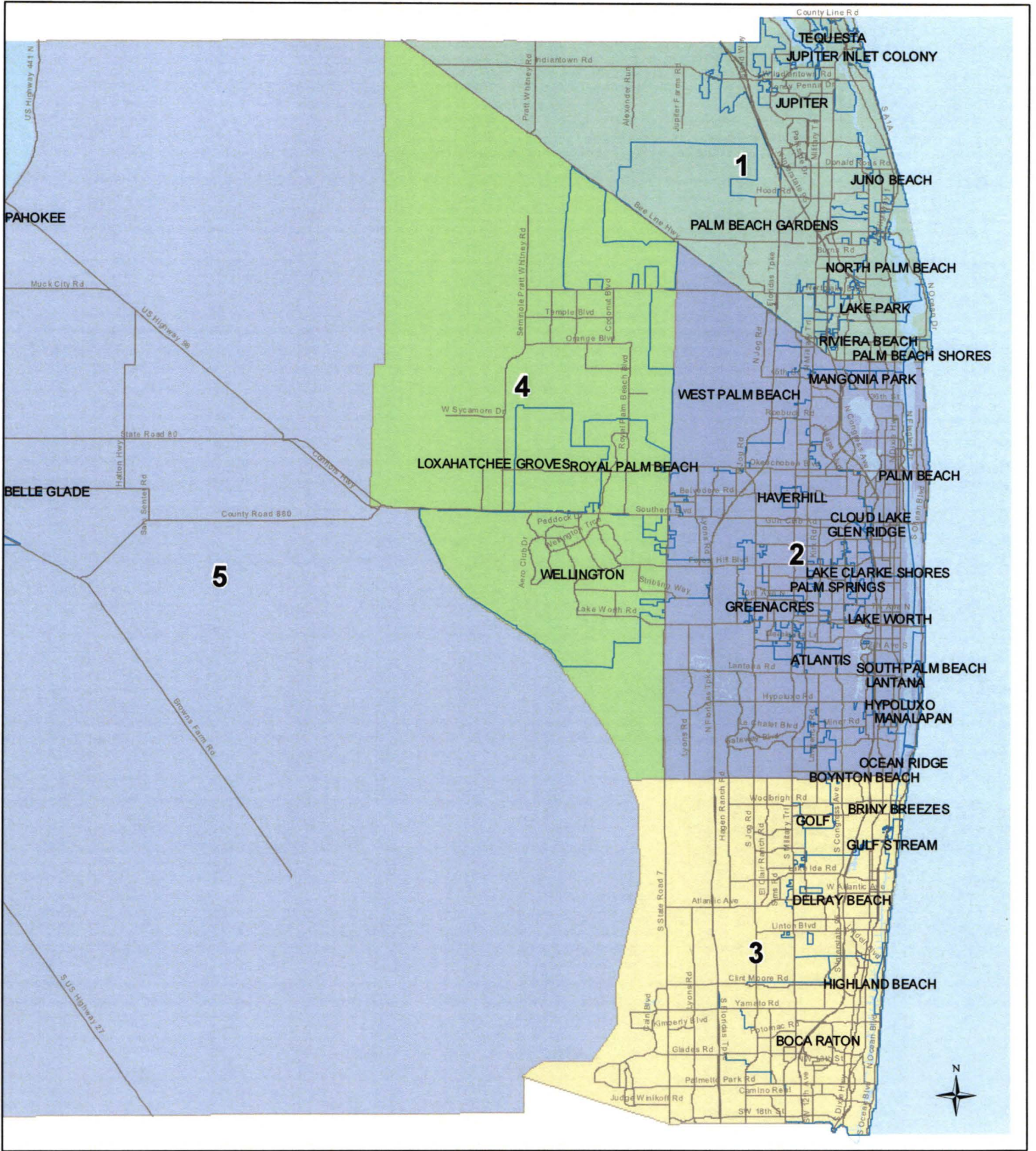
Grand Total

2017 Expenditures	
	\$405,685
	\$405,685




IMPACT FEE BENEFIT

ZONE MAPS

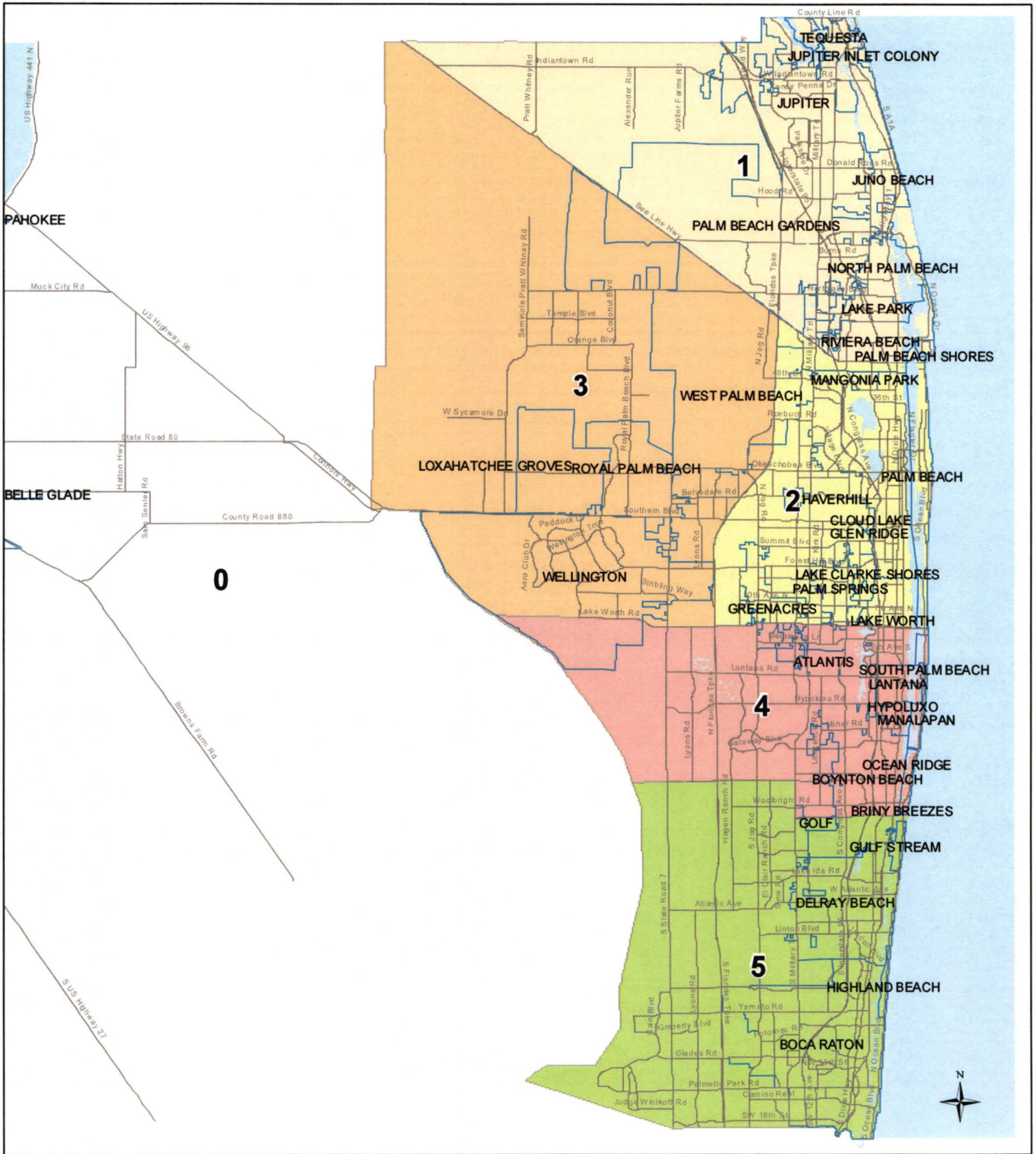


SCHOOL IMPACT FEE ZONES

- Municipal Boundaries
- 1
- 2
- 3
- 4
- 5



Planning, Zoning and Building
Department - GIS
 2300 N. Jog Road
 West Palm Beach, FL 33411
 (561) 233-5000
pz.bmap@pbcgov.org
www.pbcgov.com/pzb

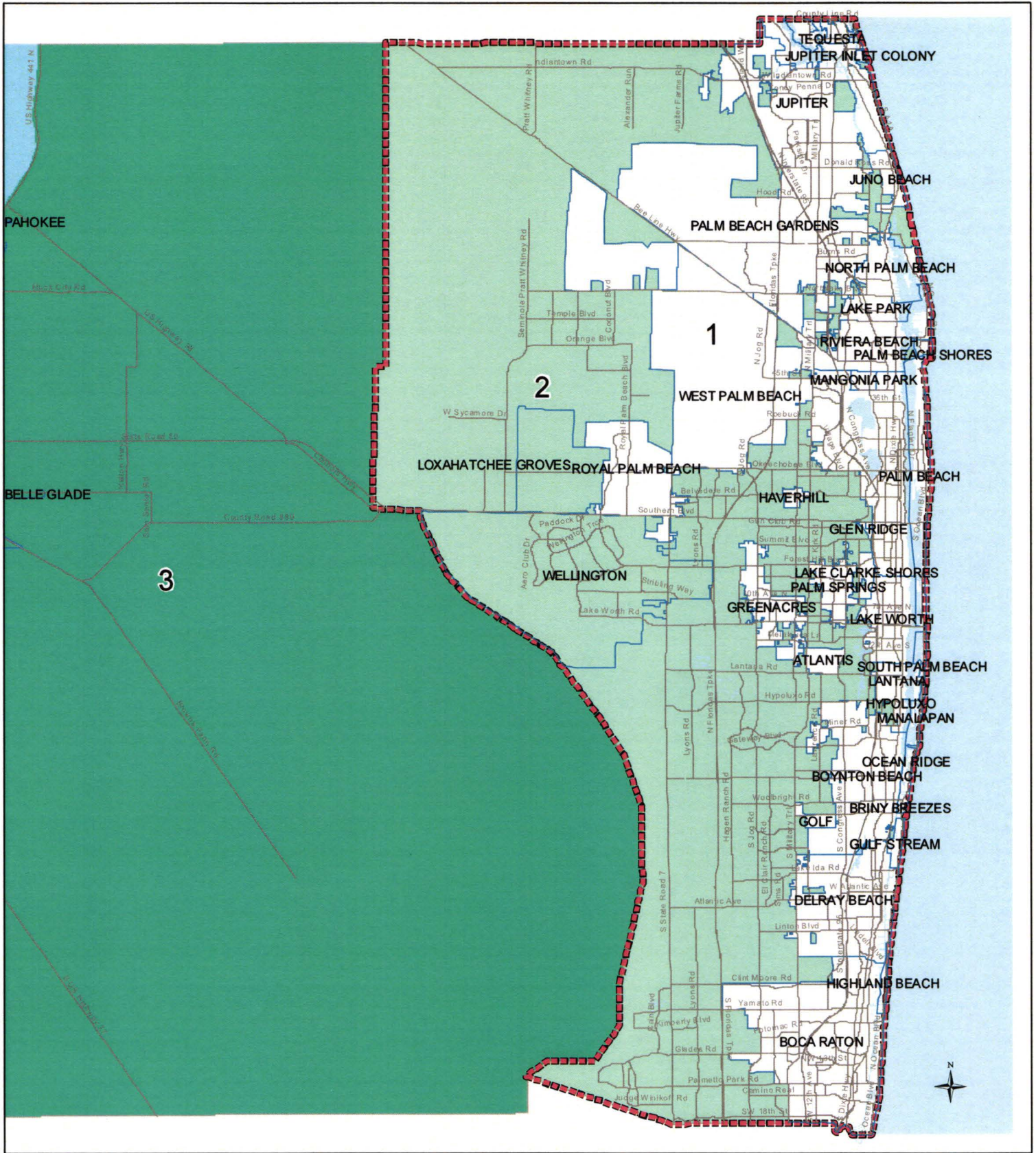


ROAD IMPACT FEE ZONES





- Municipal Boundaries
- 1
- 2
- 3
- 4
- 5



Planning, Zoning and Building
Department - GIS
 2300 N. Jog Road
 West Palm Beach, FL 33411
 (561) 233-5000
pz.bmap@pbcgov.org
www.pbcgov.com/pzb



LAW ENFORCEMENT PATROL IMPACT FEE ZONES

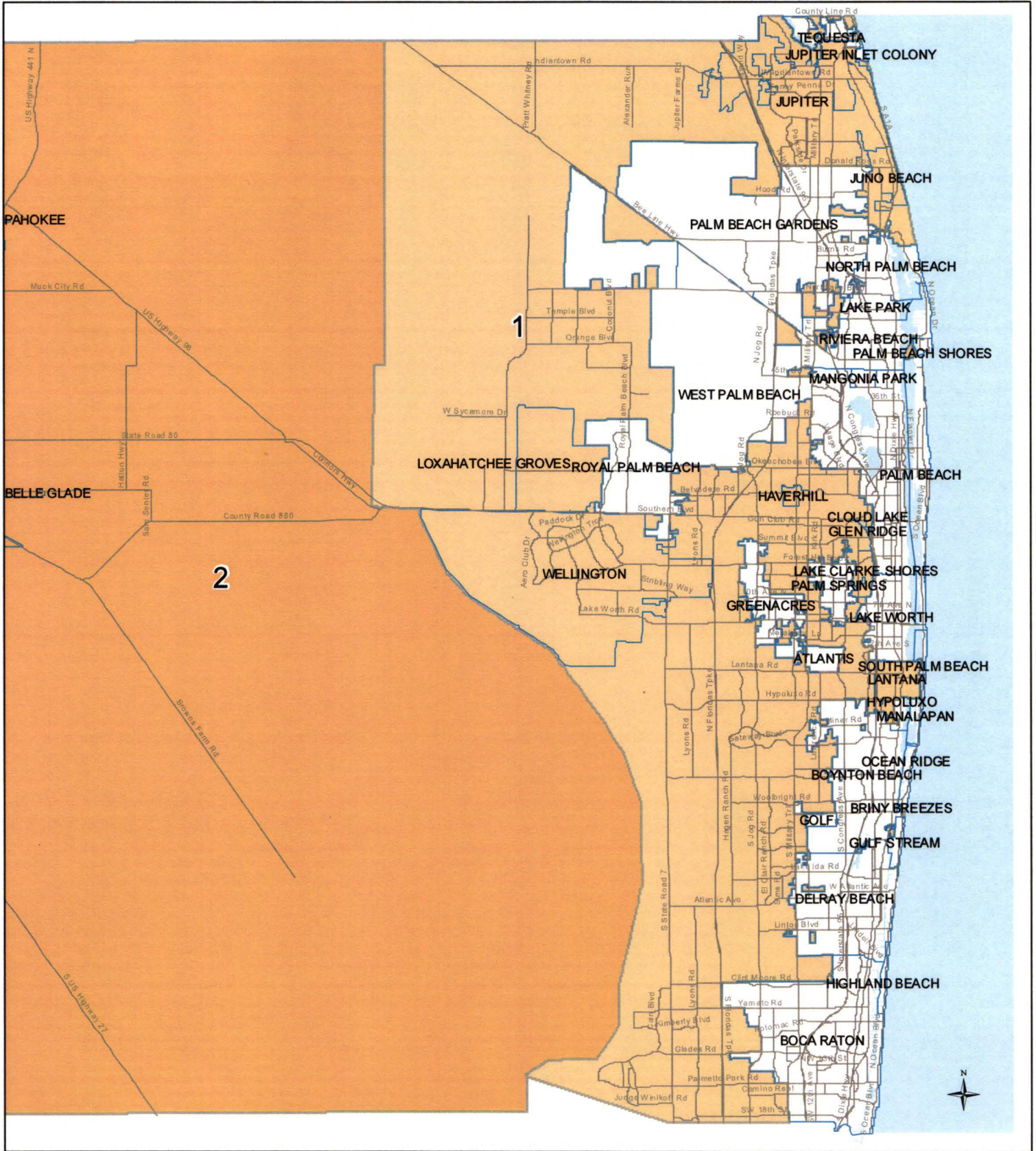
-  Municipal Boundaries
-  1
-  2
-  3



Date: April 4, 2011 File name: law_enfzsmal.mxd(ac)



Planning, Zoning and Building
 Department - GIS
 2300 N. Jog Road
 West Palm Beach, FL 33411
 (561) 233-5000
 pzmap@pbcgov.org
 www.pbcgov.com/pzb

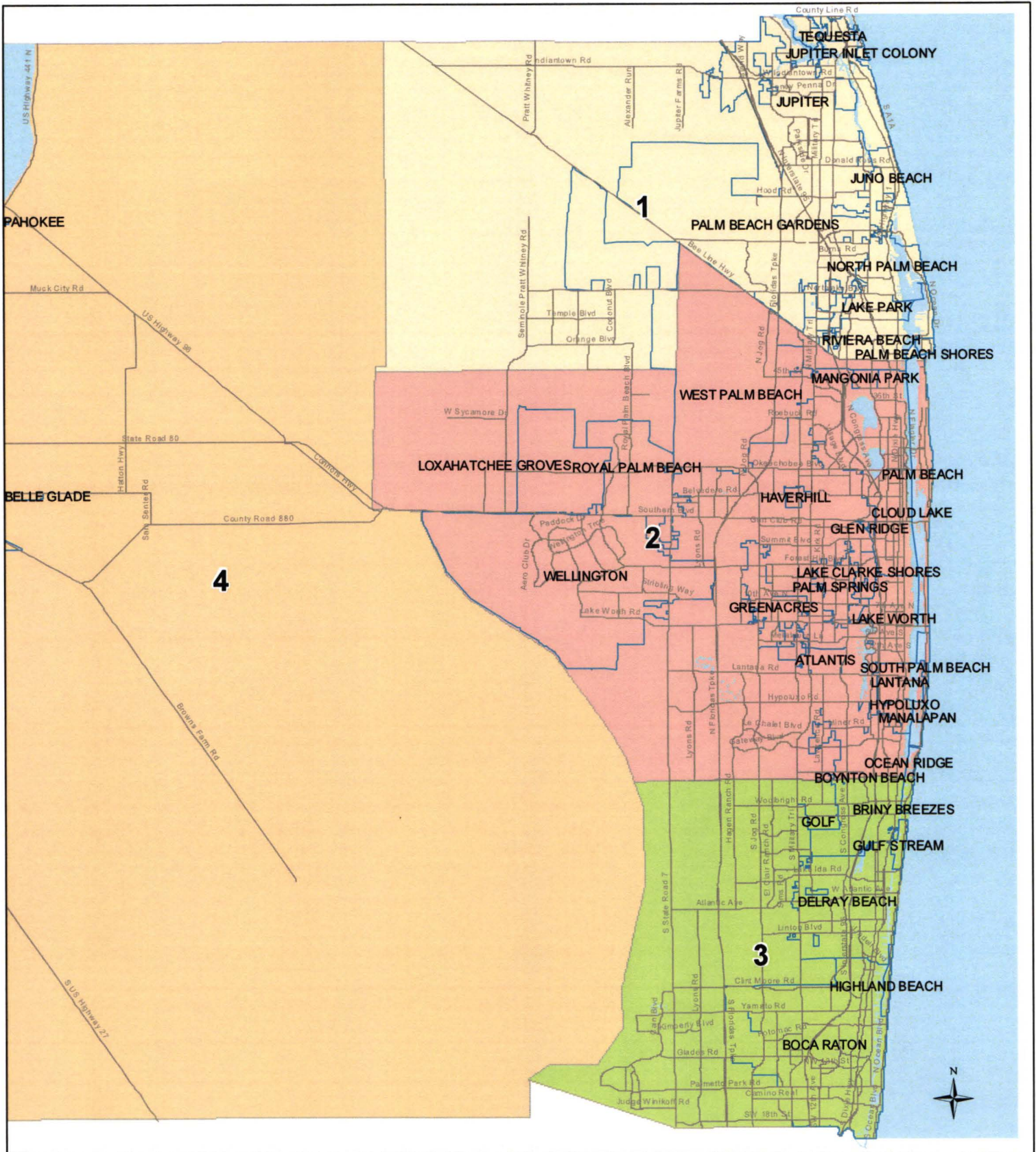


FIRE IMPACT FEE ZONES

- Municipal Boundaries
- 1
- 2



Planning, Zoning and Building
Department - GIS
 2300 N. Jog Road
 West Palm Beach, FL 33411
 (561) 233-5000
 pzmap@pbcgov.com
 www.pbcgov.com/pzb

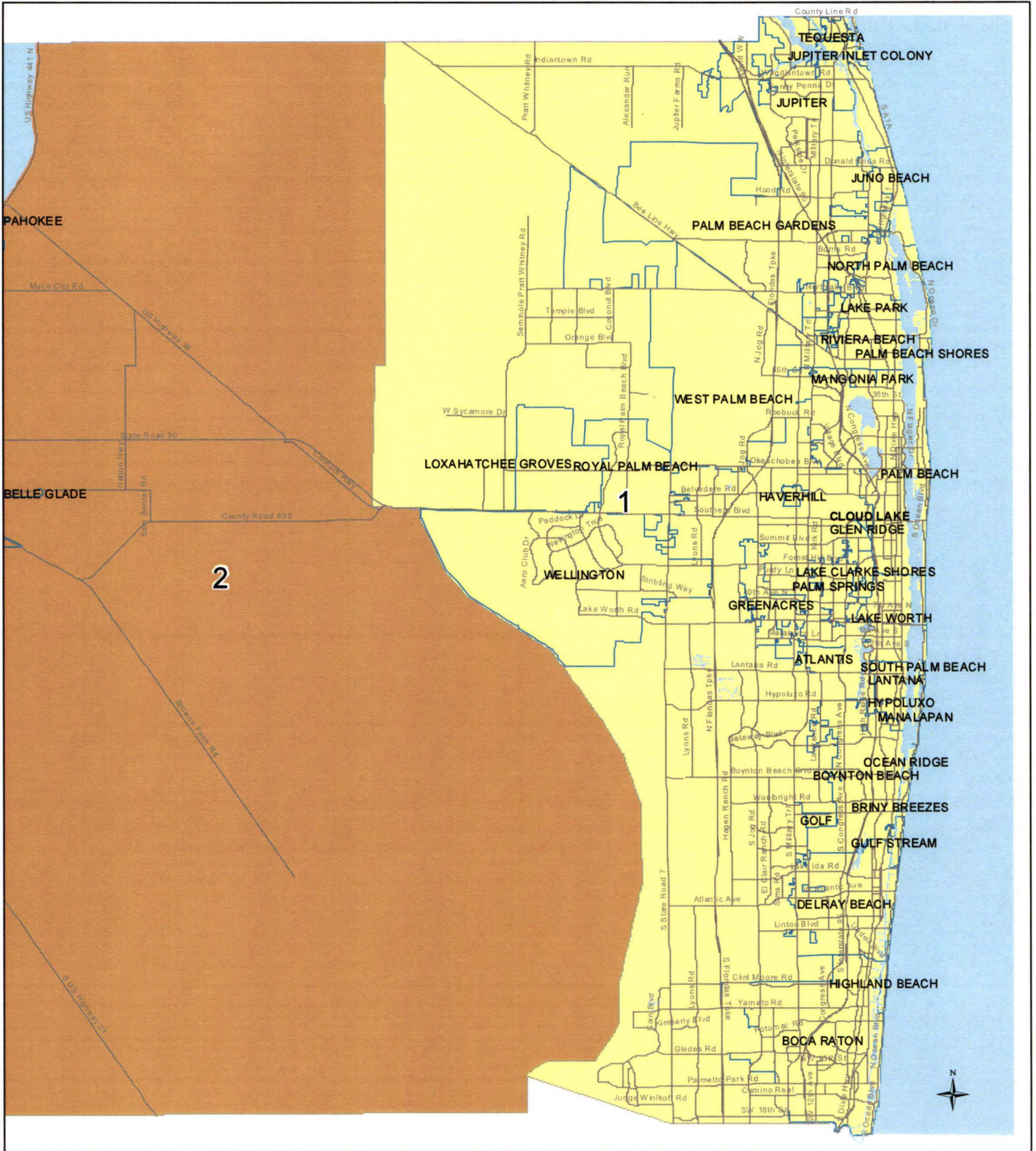


PARK IMPACT FEE ZONES

- Municipal Boundaries
- 1
- 3
- 2
- 4



**Planning, Zoning and Building
Department - GIS**
 2300 N. Jog Road
 West Palm Beach, FL 33411
 (561) 233-5000
 pz.bmap@pbcgov.org
 www.pbcgov.com/pzb



PUBLIC BUILDING IMPACT FEE ZONES

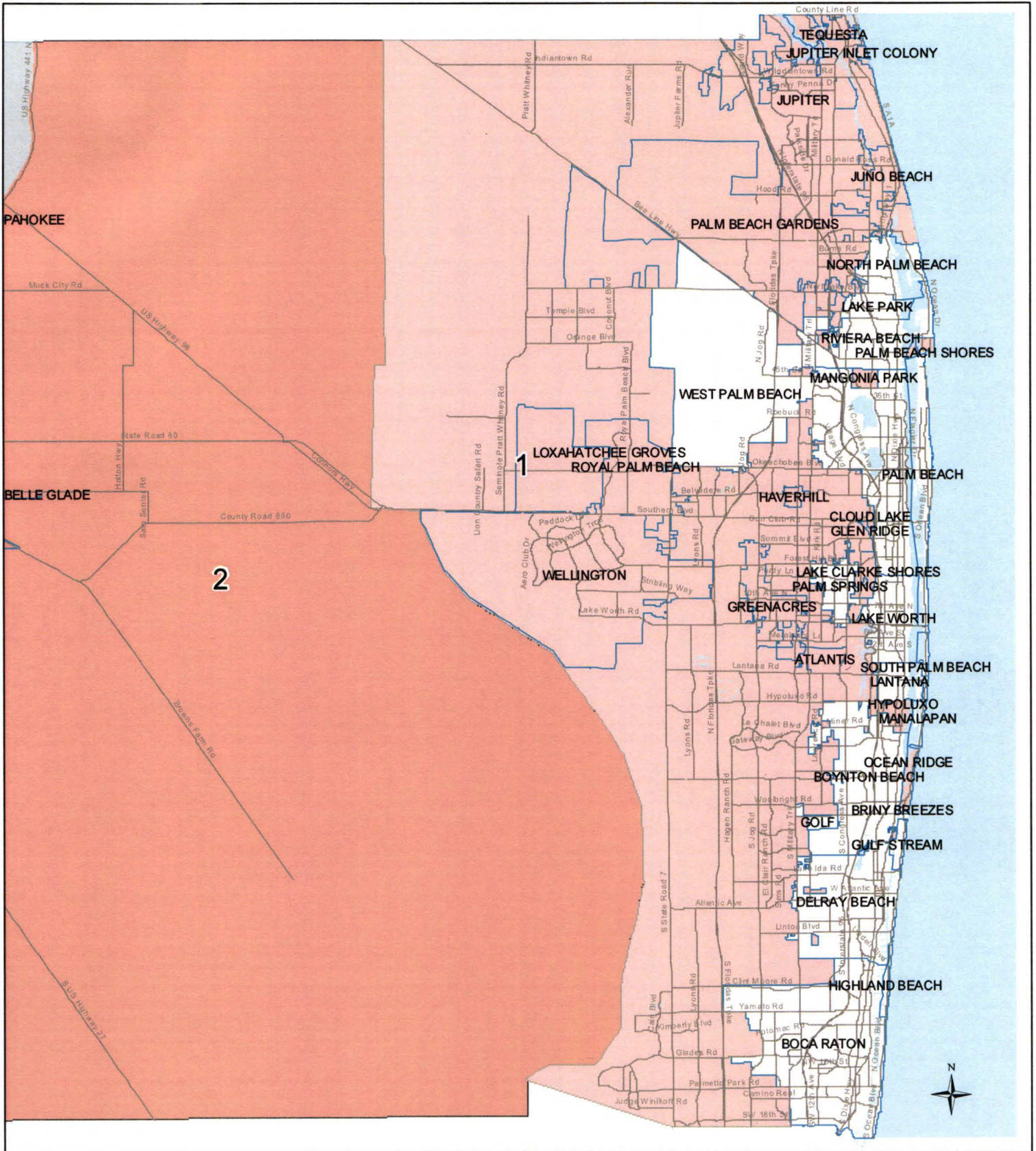
-  Municipal Boundaries
-  1
-  2






Date: April 4, 2011 Filename: bldgizsmall.mxd (ac)



Planning, Zoning and Building
 Department - GIS
 2300 N. Jog Road
 West Palm Beach, FL 33411
 (561) 233-5000
 pzmap@pbcgov.org
 www.pbcgov.com/pzb



LIBRARY IMPACT FEE ZONES

-  Municipal Boundaries
-  1
-  2



Planning, Zoning and Building
 Department - GIS
 2300 N. Jog Road
 West Palm Beach, FL 33411
 (561) 233-5000
 pzbnmap@pbcgov.org
 www.pbcgov.com/pzb