



**Board of County Commissioners
Impact Fee Report
For
Fiscal Year 2020**

**Board of County Commissioners
Impact Fee Report
For Fiscal Year 2020**

INDEX

Page

1 Acknowledgments

Introduction

2 - Introductory Letter

Impact Fee Summary Highlights

3 - Impact Fee Revenues & Expenditures for Fiscal Year 2020

4 - Summary of Impact Fee Revenues by Zone

5 - Summary of Impact Fee Expenditures by Zone

6 - Summary of Impact Fee Revenues by Municipality

7 - Credit Summary Report

Impact Fee Historical Trends

8 - Summary of Impact Fee Revenues by Fiscal Year 2015-2020

9 - Summary of Impact Fee Expenditures by Fiscal Year 2015-2020

Impact Fee Revenue by Municipality

10-49 - Detail Impact Fee Revenues by Municipality

Impact Fee Expenditures by Benefit Zone

50-54 - Impact Fee Expenditures for Roads

55 - Impact Fee Expenditures for Law Enforcement

56 - Impact Fee Expenditures for Fire Rescue

57-59 - Impact Fee Expenditures for Parks

60 - Impact Fee Expenditures for Public Buildings

61 - Impact Fee Expenditures for Libraries

62-65 - Impact Fee Expenditures for Schools

Impact Fee Benefit Zone Maps

66 - Impact Fee Benefit Zone Map for Schools

67 - Impact Fee Benefit Zone Map for Roads

68 - Impact Fee Benefit Zone Map for Law Enforcement

69 - Impact Fee Benefit Zone Map for Fire Rescue

70 - Impact Fee Benefit Zone Map for Parks

71 - Impact Fee Benefit Zone Map for Public Buildings

72 - Impact Fee Benefit Zone Map for Libraries

**PALM BEACH COUNTY
ACKNOWLEDGEMENTS**

Special recognition should be given to the following individuals for their effort in coordinating and preparing the 2020 Impact Fee Report.

**Office of Financial Management & Budget
(in alphabetical order)**

Sherry Brown	Director of OFMB
Margarett Charles	Financial Analyst II
Richard Iavarone	Director of Financial Management Division
Derrek Moore	Impact Fee Manager
Willie Swoope	Impact Fee Manager

**Municipal Collecting Agents
(in alphabetical order)**

**Boca Raton
Boynton Beach
Briny Breezes
Delray Beach
Golf
Greenacres
Juno Beach
Jupiter
Mangonia Park
North Palm Beach
Palm Beach Gardens
Palm Springs
Riviera Beach
Royal Palm Beach
Tequesta
Wellington**

Special thanks to:

County Commissioners, County Administrator, Deputy County Administrator, and Assistant County Administrators for their continuous support of the Impact Fee Program.

Palm Beach County's PZ&B Building and Accounting Staff for their efforts in collection and accounting of Impact Fees.

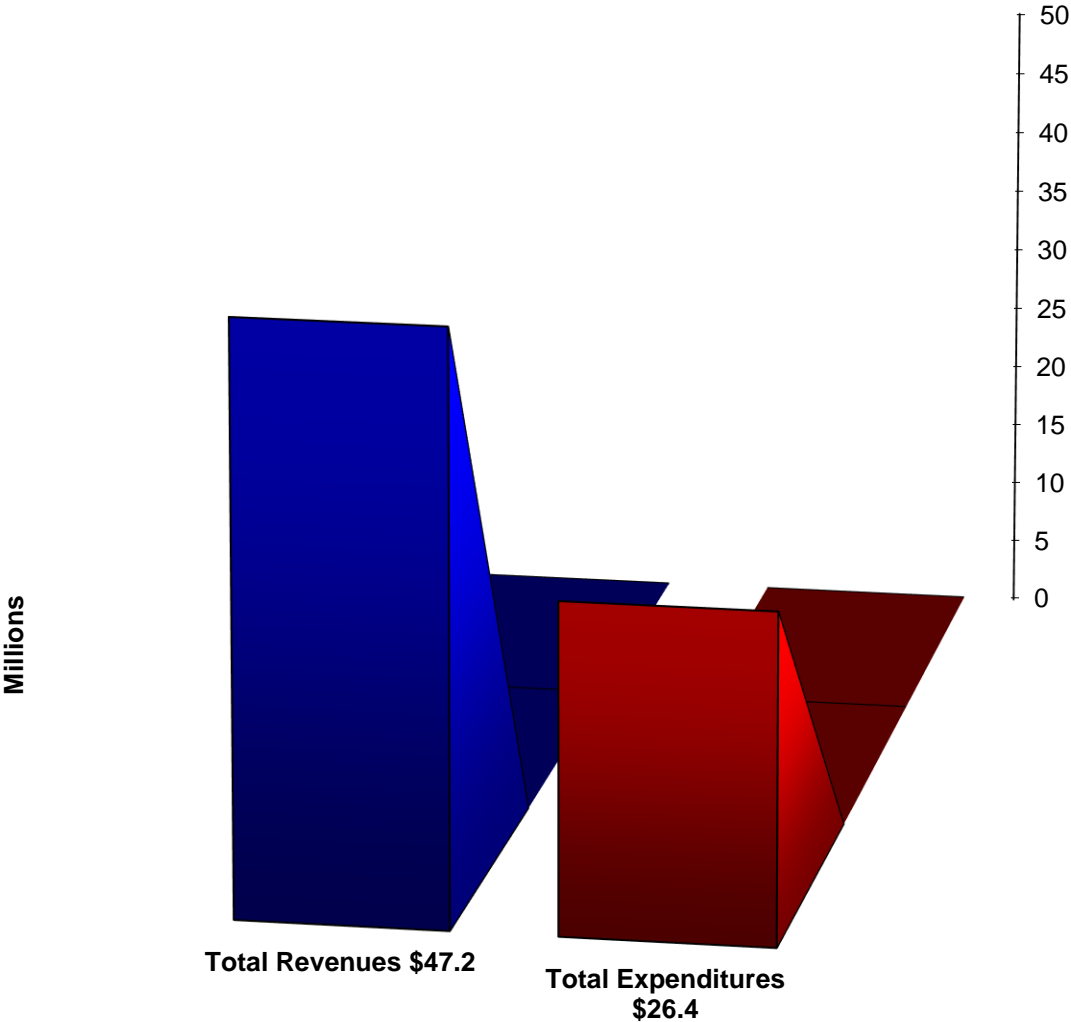
Palm Beach County's Information System Services & Finance Department for their continued support of the Impact Fee program.



IMPACT FEE

SUMMARY HIGHLIGHTS

Impact Fee Revenues & Expenditures For Fiscal Year 2020



**Board of County Commissioners
Collection of Impact Fees
By Zone**

<u>Descriptions</u>	<u>2020 Actual</u>
<u>School Program</u>	
Impact Fee Zone 1	\$2,425,981
Impact Fee Zone 2	7,438,580
Impact Fee Zone 3	4,948,188
Impact Fee Zone 4	2,602,643
<u>Road Program</u>	
Impact Fees Zone 1	2,770,239
Impact Fees Zone 2	6,003,541
Impact Fees Zone 3	3,084,717
Impact Fees Zone 4	4,108,504
Impact Fees Zone 5	5,769,712
<u>Law Enforcement Program</u>	
Law Enforcement Impact Fees	523,301
<u>Fire Rescue Program</u>	
Fire Rescue Impact Fees	1,019,790
<u>Parks Program</u>	
Impact Fees Z-1	668,807
Impact Fees Z-2	1,947,444
Impact Fees Z-3	1,348,343
<u>Other Programs</u>	
Public Building Impact Fees	1,670,838
Library Impact Fees	896,661
Grand Total	\$47,227,288

Descriptions	2020 Actual
School	\$17,415,391
Road	21,736,713
Law Enforcement	523,301
Fire/Rescue	1,019,790
Parks	3,964,594
Public Building	1,670,838
Library	\$896,661
Grand Total	\$47,227,288

**Board of County Commissioners
Summary of Impact Fee Expenditures
By Zone**

Descriptions	2020 Expenditures
Roads I/F - Zone 1	\$5,272,478
Roads I/F - Zone 2	2,861,670
Roads I/F - Zone 3	2,364,789
Roads I/F - Zone 4	1,191,260
Roads I/F - Zone 5	5,233,467
Law Enforcement	148,741
Fire Rescue I/F	361,967
Parks I/F Zone 1	8,591
Parks I/F Zone 2	1,909,581
Parks I/F Zone 3	390,925
Public Building I/F	6,700,000
Library I/F	0
School I/F Zone 1	0
School I/F Zone 2	0
School I/F Zone 3	0
School I/F Zone 4	0
Grand Total	\$26,443,469

Summary of Impact Fees	2020 Actual
School	\$0
Roads	16,923,664
Law	148,741
Fire Rescue	361,967
Parks	2,309,097
Public Building	6,700,000
Library	0
Grand Total	\$26,443,469

**Board of County Commissioners
Summary of Impact Fee Revenue
By Municipality**

<u>Descriptions</u>	<u>2020 Actual</u>
Atlantis	\$9,841
Belle Glade	0
Boca Raton	1,769,655
Boynton Beach	1,179,384
Briny Breeze	0
Cloud Lake	0
Delray Beach	2,105,436
Glen Ridge	0
Golf	19,135
Greenacres	97,234
Gulfstream	275
Haverhill	20,219
Highland Beach	0
Hypoluxo	0
Juno Beach	9,836
Jupiter	636,408
Jupiter Inlet Colony	0
Lake Clarke Shores	11,379
Lake Park	13,141
Lake Worth	1,681,428
Lantana	2,175,142
Loxahatchee Groves	224,573
Manalapan	0
Mangonia Park	0
North Palm Beach	20,549
Ocean Ridge	1,684
Pahokee	0
Palm Beach	30,632
Palm Beach Gardens	2,733,399
Palm Beach Shores	0
Palm Springs	116,044
Riviera Beach	1,448,954
Royal Palm Beach	895,026
South Bay	0
South Palm Beach	0
Tequesta	9,731
Unincorporated P.B.C.	24,482,793
Wellington	1,066,997
Westlake	2,360,591
West Palm Beach	4,107,802
Grand Total	<u><u>\$47,227,288</u></u>

Palm Beach County Credit Summary Report Fiscal Year 2020

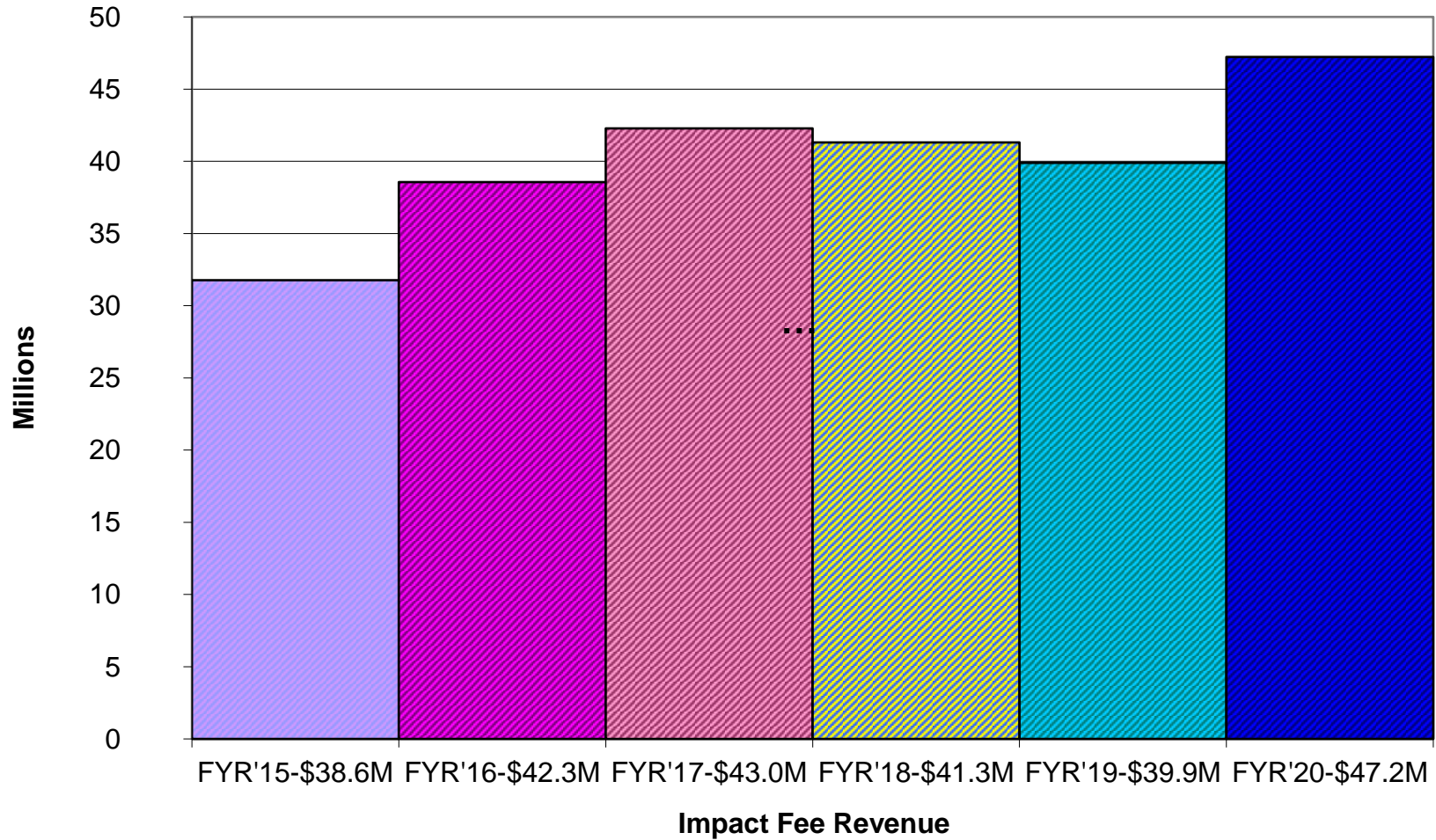
Impact Fee Components September-2020	<----- Monthly Credit ----->		<----- Total Credit ----->		Available Credit Balances as of September 30, 2020
	Allowed	Used	Authorized	Used	
Fire Rescue	\$0.00	\$0.00	\$19,956.54	\$19,956.54	\$0.00
Parks	\$0.00	\$29,618.81	\$8,361,045.40	\$3,262,387.91	\$5,098,657.49
Schools	\$0.00	\$237,857.37	\$13,291,723.15	\$9,753,703.03	\$3,538,020.12
Roads	\$0.00	\$846,338.15	\$151,432,403.31	\$125,185,007.50	\$26,247,395.81
Libraries	\$0.00	\$0.00	\$8,213.94	\$8,213.94	\$0.00
Public Buildings	\$0.00	\$0.00	\$11,179.82	\$7,557.02	\$3,622.80
Law - Patrol	\$0.00	\$0.00	\$4,079.14	\$4,079.14	\$0.00
Law - County	\$0.00	\$0.00	\$411.50	\$8.04	\$403.46
Total	\$0.00	\$1,113,814.33	\$173,129,012.80	\$138,240,913.12	\$34,888,099.68



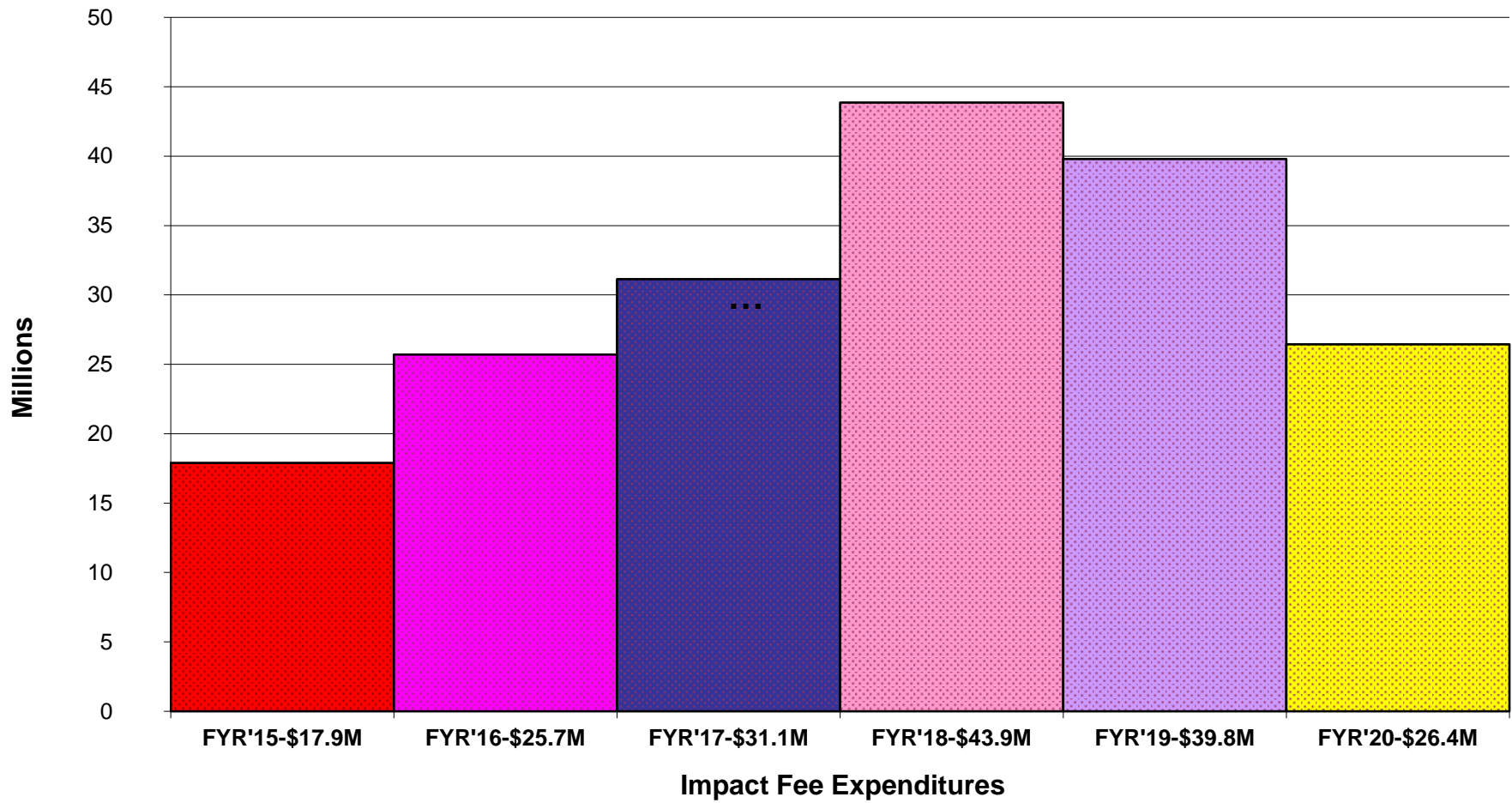
IMPACT FEE

HISTORICAL TRENDS

Impact Fee Revenue by Fiscal Year Fiscal Years 2015 - 2020



Impact Fee Expenditures by Fiscal Year Fiscal Years 2015 - 2020





**IMPACT FEE REVENUE
BY MUNICIPALITY**

**Board of County Commissioners
Detail Impact Fee Revenue
City of Atlantis**

Descriptions	2020 Actual
School I/F Zone 2	\$4,000
Roads I/F Zone 4	4,557
Parks I/F Zone 2	791
Public Building I/F	236
Library I/F	258
Grand Total	\$9,841

Summary of Impact Fees	2020 Actual
School	\$4,000
Roads	4,557
Parks	791
Public Building	236
Library	258
Grand Total	\$9,841

**Board of County Commissioners
Detail Impact Fee Revenue
City of Belle Glade**

Descriptions	2020 Actual
Public Building I/F	\$0
Library I/F	0
Grand Total	\$0

Summary of Impact Fees	2020 Actual
Public Building	\$0
Library	0
Grand Total	\$0

**Board of County Commissioners
Detail Impact Fee Revenue
City of Boca Raton**

Descriptions	2020 Actual
School I/F Zone 3	\$911,959
Roads I/F Zone 5	726,630
Parks I/F Zone 3	85,193
Public Building I/F	45,873
Grand Total	\$1,769,655

Summary of Impact Fees	2020 Actual
School	\$911,959
Roads	726,630
Parks	85,193
Public Building	45,873
Grand Total	\$1,769,655

**Board of County Commissioners
Detail Impact Fee Revenue
City of Boynton Beach**

Descriptions	2020 Actual
School I/F Zone 2	\$284,199
School I/F Zone 3	25,018
Roads I/F Zone 4	772,090
Roads I/F Zone 5	19,329
Parks I/F Zone 2	50,735
Parks I/F Zone 3	3,066
Public Building I/F	24,947
Grand Total	\$1,179,384

Summary of Impact Fees	2020 Actual
School	\$309,217
Roads	791,419
Parks	53,801
Public Building	24,947
Grand Total	\$1,179,384

**Board of County Commissioners
Detail Impact Fee Revenue
Town of Briny Breeze**

Descriptions	2020 Actual
School I/F Zone 3	\$0
Roads I/F Zone 4	0
Parks I/F Zone 3	0
Public Building I/F	0
Grand Total	\$0

Summary of Impact Fees	2020 Actual
School	\$0
Roads	0
Parks	0
Public Building	0
Grand Total	\$0

**Board of County Commissioners
Detail Impact Fee Revenue
Town of Cloud Lake**

Descriptions	2020 Actual
School I/F Zone 2	\$0
Roads I/F Zone 2	0
Law Enforcement I/F	0
Fire Rescue I/F	0
Parks I/F Zone 2	0
Public Building I/F	0
Library I/F	0
Grand Total	\$0

Summary of Impact Fees	2020 Actual
School	\$0
Roads	0
Law	0
Fire Rescue	0
Parks	0
Public Building	0
Library	0
Grand Total	\$0

**Board of County Commissioners
Detail Impact Fee Revenue
City of Delray Beach**

Descriptions	2020 Actual
School I/F Zone 3	\$855,867
Roads I/F Zone 5	1,153,619
Parks I/F Zone 3	37,419
Public Building I/F	58,531
Grand Total	\$2,105,436

Summary of Impact Fees	2020 Actual
School	\$855,867
Roads	1,153,619
Parks	37,419
Public Building	58,531
Grand Total	\$2,105,436

**Board of County Commissioners
Detail Impact Fee Revenue
Town of Glen Ridge**

<u>Descriptions</u>	<u>2020 Actual</u>
School I/F Zone 2	\$0
Roads I/F Zone 2	0
Law Enforcement I/F	0
Fire Rescue I/F	0
Parks I/F Zone 2	0
Public Building I/F	0
Library I/F	0
Grand Total	<u><u>\$0</u></u>

Summary of Impact Fees	2020 Actual
School	\$0
Roads	0
Law	0
Fire Rescue	0
Parks	0
Public Building	0
Library	0
Grand Total	<u><u>\$0</u></u>

**Board of County Commissioners
Detail Impact Fee Revenue
Village of Golf**

Descriptions	2020 Actual
School I/F Zone 3	\$7,798
Roads I/F Zone 5	9,113
Law Enforcement I/F	248
Parks I/F Zone 3	1,552
Public Building I/F	425
Grand Total	\$19,135

Summary of Impact Fees	2020 Actual
School	\$7,798
Roads	9,113
Law	248
Parks	1,552
Public Building	425
Grand Total	\$19,135

**Board of County Commissioners
Detail Impact Fee Revenue
City of Greenacres**

Descriptions	2020 Actual
School I/F Zone 2	\$22,199
Roads I/F Zone 2	30,647
Roads I/F Zone 4	36,211
Parks I/F Zone 2	5,164
Public Building I/F	1,476
Library I/F	1,536
Grand Total	\$97,234

Summary of Impact Fees	2020 Actual
School	\$22,199
Roads	66,858
Parks	5,164
Public Building	1,476
Library	1,536
Grand Total	\$97,234

**Board of County Commissioners
Detail Impact Fees Revenue
Town of Gulfstream**

Descriptions	2020 Actual
School I/F Zone 3	\$0
Road I/F Zone 5	0
Parks I/F Zone 3	0
Public Buildings	275
Grand Total	\$275

Summary of Impact Fees	2020 Actual
School	\$0
Roads	0
Parks	0
Public Buildings	275
Grand Total	\$275

**Board of County Commissioners
Detail Impact Fee Revenue
Town of Haverhill**

Descriptions	2020 Actual
School I/F Zone 2	\$7,890
Roads I/F Zone 2	9,113
Law Enforcement I/F	248
Fire Rescue I/F	533
Parks I/F Zone 2	1,592
Public Building I/F	403
Library I/F	440
Grand Total	\$20,219

Summary of Impact Fees	2020 Actual
School	\$7,890
Roads	9,113
Law	248
Fire Rescue	533
Parks	1,592
Public Building	403
Library	440
Grand Total	\$20,219

**Board of County Commissioners
Detail Impact Fee Revenue
Town of Highland Beach**

Descriptions	2020 Actual
School I/F Zone 3	\$0
Roads I/F Zone 5	0
Parks I/F Zone 3	0
Public Building I/F	0
Grand Total	\$0

Summary of Impact Fees	2020 Actual
School	\$0
Roads	0
Parks	0
Public Building	0
Grand Total	\$0

**Board of County Commissioners
Detail Impact Fee Revenue
Town of Hypoluxo**

Descriptions	2020 Actual
School I/F Zone 2	\$0
Roads I/F Zone 4	0
Parks I/F Zone 2	0
Public Building I/F	0
Library I/F	0
Grand Total	\$0

Summary of Impact Fees	2020 Actual
School	\$0
Roads	0
Parks	0
Public Building	0
Library	0
Grand Total	\$0

**Board of County Commissioners
Detail Impact Fee Revenue
Town of Juno Beach**

Descriptions	2020 Actual
School I/F Zone 1	\$1,715
Roads I/F Zone 1	7,033
Fire Rescue I/F	0
Parks I/F Zone 1	594
Public Building I/F	236
Library I/F	258
Grand Total	\$9,836

Summary of Impact Fees	2020 Actual
School	\$1,715
Roads	7,033
Fire Rescue	0
Parks	594
Public Building	236
Library	258
Grand Total	\$9,836

**Board of County Commissioners
Detail Impact Fee Revenue
Town of Jupiter**

Descriptions	2020 Actual
School I/F Zone 1	\$207,387
Roads I/F Zone 1	359,192
Fire Rescue I/F	19,769
Parks I/F Zone 1	16,064
Public Building I/F	21,658
Library I/F	12,338
Grand Total	\$636,408

Summary of Impact fees	2020 Actual
School	\$207,387
Roads	359,192
Fire Rescue	19,769
Parks	16,064
Public Building	21,658
Library	12,338
Grand Total	\$636,408

**Board of County Commissioners
Detail Impact Fee Revenue
Town of Jupiter Inlet Colony**

Descriptions	2020 Actual
School I/F Zone 1	\$0
Parks I/F Zone 1	0
Public Building I/F	0
Library I/F	0
Grand Total	\$0

Summary of Impact Fees	2020 Actual
School	\$0
Parks	0
Public Building	0
Library	0
Grand Total	\$0

**Board of County Commissioners
Detail Impact Fee Revenue
Town of Lake Clarke Shores**

Descriptions	2020 Actual
School I/F Zone 2	\$5,174
Roads I/F Zone 2	4,557
Fire Rescue I/F	267
Parks I/F Zone 2	883
Public Building I/F	239
Library I/F	260
Grand Total	\$11,379

Summary of Impact Fees	2020 Actual
School	\$5,174
Roads	\$4,557
Fire Rescue	267
Parks	883
Public Building	239
Library	260
Grand Total	\$11,379

**Board of County Commissioners
Detail Impact Fee Revenue
Town of Lake Park**

<u>Descriptions</u>	<u>2020 Actual</u>
School I/F Zone 1	\$2,168
Roads IF Zone 1	9,765
Parks I/F Zone 1	150
Public Building I/F	546
Fire Rescue I/F	513
Grand Total	<u><u>\$13,141</u></u>

Summary of Impact Fees	2020 Actual
School	\$2,168
Roads	9,765
Parks	150
Public Building	546
Fire Rescue	513
Grand Total	<u>\$13,141</u>

**Board of County Commissioners
Detail Impact Fee Revenue
City of Lake Worth**

Descriptions	2020 Actual
School I/F Zone 2	\$617,567
Roads I/F Zone 2	856,050
Roads I/F Zone 4	34,101
Parks I/F Zone 2	76,763
Fire Rescue	49,714
Public Building I/F	47,234
Grand Total	\$1,681,428

Summary of Impact Fees	2020 Actual
School	\$617,567
Roads	890,150
Parks	76,763
Fire Rescue	49,714
Public Building	47,234
Grand Total	\$1,681,428

**Board of County Commissioners
Detail Impact Fee Revenue
Town of Lantana**

Descriptions	2020 Actual
School I/F Zone 2	\$984,922
Roads I/F Zone 4	911,959
Fire Rescue I/F	65,564
Parks I/F Zone 2	93,731
Public Building I/F	118,966
Grand Total	\$2,175,142

Summary of Impact Fees	2020 Actual
School	\$984,922
Roads	911,959
Fire Rescue	65,564
Parks	93,731
Public Building	118,966
Grand Total	\$2,175,142

**Board of County Commissioners
Detail Impact Fee Revenue
Town of Loxahatchee Groves**

Descriptions	2020 Actual
School I/F Zone 4	\$19,338
Roads I/F Zone 3	183,734
Parks I/F Zone 2	4,266
Fire Rescue	4,048
Library	1,122
Law Enforcement	1,905
Public Building I/F	10,159
Grand Total	\$224,573

Summary of Impact Fees	2020 Actual
School	\$19,338
Roads	183,734
Parks	4,266
Fire Rescue	4,048
Library	1,122
Law Enforcement	1,905
Public Building	10,159
Grand Total	\$224,573

**Board of County Commissioners
Detail Impact Fee Revenue
Town of Manalapan**

Descriptions	2020 Actual
School I/F Zone 2	\$0
Roads I/F Zone 4	0
Parks I/F Zone 2	0
Public Building I/F	0
Grand Total	\$0

Summary of Impact Fees	2020 Actual
School	\$0
Roads	0
Parks	0
Public Building	0
Grand Total	\$0

**Board of County Commissioners
Detail Impact Fee Revenue
Town of Mangonia Park**

Descriptions	2020 Actual
School I/F Zone 2	\$0
Roads I/F Zone 2	0
Parks I/F Zone 2	0
Public Building I/F	0
Library I/F	0
Grand Total	\$0

Summary of Impact Fees	2020 Actual
School	\$0
Roads	0
Parks	0
Public Building	0
Library	0
Grand Total	\$0

**Board of County Commissioners
Detail Impact Fee Revenue
Village of North Palm Beach**

Descriptions	2020 Actual
School I/F Zone 1	\$11,394
Roads I/F Zone 1	7,033
Parks I/F Zone 1	1,161
Public Building I/F	961
Grand Total	\$20,549

Summary of Impact Fees	2020 Actual
School	\$11,394
Roads	7,033
Parks	1,161
Public Building	961
Grand Total	\$20,549

**Board of County Commissioners
Detail Impact Fee Revenue
Town of Ocean Ridge**

Descriptions	2020 Actual
School I/F Zone 2	\$203
School I/F Zone 3	1,139
Roads I/F Zone 4	0
Parks I/F Zone 2	24
Parks I/F Zone 3	68
Public Building I/F	120
Library I/F	131
Grand Total	\$1,684

Summary of Impact Fees	2020 Actual
School	\$1,342
Roads	0
Parks	92
Public Building	120
Library	131
Grand Total	\$1,684

**Board of County Commissioners
Detail Impact Fee Revenue
City of Pahokee**

Descriptions	2020 Actual
Public Building I/F	\$0
Library I/F	0
Grand Total	\$0

Summary of Impact Fees	2020 Actual
Public Building	\$0
Library	0
Grand Total	\$0

**Board of County Commissioners
Detail Impact Fee Revenue
Town of Palm Beach**

Descriptions	2020 Actual
School I/F Zone 2	\$17,731
Roads I/F Zone 1	0
Roads I/F Zone 2	10,215
Roads I/F Zone 4	0
Parks I/F Zone 2	1,639
Public Building I/F	1,046
Grand Total	\$30,632

Summary of Impact Fees	2020 Actual
School	\$17,731
Roads	10,215
Parks	1,639
Public Building	1,046
Grand Total	\$30,632

**Board of County Commissioners
Detail Impact Fee Revenue
City of Palm Beach Gardens**

Descriptions	2020 Actual
School I/F Zone 1	\$1,354,020
Roads I/F Zone 1	874,415
Roads I/F Zone 3	0
Parks I/F Zone 1	251,384
Public Building I/F	177,284
Library I/F	76,297
Grand Total	\$2,733,399

Summary of Impact Fees	2020 Actual
School	\$1,354,020
Roads	874,415
Parks	251,384
Public Building	177,284
Library	76,297
Grand Total	\$2,733,399

**Board of County Commissioners
Detail Impact Fee Revenue
Town of Palm Beach Shores**

Descriptions	2020 Actual
School I/F Zone 1	\$0
Roads I/F Zone 1	0
Parks I/F Zone 1	0
Public Building I/F	0
Library I/F	0
Grand Total	\$0

Summary of Impact Fees	2020 Actual
School	\$0
Roads	0
Parks	0
Public Building	0
Library	0
Grand Total	\$0

**Board of County Commissioners
Detail Impact Fee Revenue
Village of Palm Springs**

<u>Descriptions</u>	<u>2020 Actual</u>
School I/F Zone 2	\$24,014
Roads I/F Zone 2	76,867
Parks I/F Zone 2	5,254
Public Building	3,793
Fire Rescue	6,116
Grand Total	<u><u>\$116,044</u></u>

Summary of Impact Fees	2020 Actual
School	24,014
Roads	76,867
Parks	5,254
Public Building	3,793
Fire Rescue	6,116
Grand Total	<u>\$116,044</u>

**Board of County Commissioners
Detail Impact Fee Revenue
City of Riviera Beach**

Descriptions	2020 Actual
School I/F Zone 1	\$533,645
School I/F Zone 2	0
Roads I/F Zone 1	749,671
Roads I/F Zone 2	0
Parks I/F Zone 1	122,798
Parks I/F Zone 2	0
Public Building I/F	42,840
Grand Total	\$1,448,954

Summary of Impact Fees	2020 Actual
School	\$533,645
Roads	749,671
Parks	122,798
Public Building	42,840
Grand Total	\$1,448,954

**Board of County Commissioners
Detail Impact Fee Revenue
Village of Royal Palm Beach**

Descriptions	2020 Actual
School I/F Zone 4	253,135
Roads I/F Zone 3	556,129
Parks I/F Zone 2	34,900
Fire Rescue I/F	15,560
Public Building I/F	21,481
Library I/F	13,822
Grand Total	\$895,026

Summary of Impact Fees	2020 Actual
School	\$253,135
Roads	556,129
Parks	34,900
Fire Rescue	15,560
Public Building	21,481
Library	13,822
Grand Total	\$895,026

**Board of County Commissioners
Detail Impact Fee Revenue
City of South Bay**

Descriptions	2020 Actual
Public Building I/F	\$0
Library I/F	0
Grand Total	\$0

Summary of Impact Fees	2020 Actual
Public Building	\$0
Library	0
Grand Total	\$0

**Board of County Commissioners
Detail Impact Fee Revenue
Town of South Palm Beach**

Descriptions	2020 Actual
School I/F Zone 2	\$0
Roads I/F Zone 2	0
Roads I/F Zone 4	0
Library I/F	0
Parks I/F Zone 2	0
Public Building I/F	0
Grand Total	\$0

Summary of Impact Fees	2020 Actual
School	\$0
Roads	0
Library I/F	0
Parks	0
Public Building	0
Grand Total	\$0

**Board of County Commissioners
Detail Impact Fee Revenue
Village of Tequesta**

Descriptions	2020 Actual
School I/F Zone 1	\$4,093
Roads I/F Zone 1	4,557
Parks I/F Zone 1	588
Public Building I/F	236
Library I/F	258
Grand Total	\$9,731

Summary of Impact Fees	2020 Actual
School	\$4,093
Roads	4,557
Parks	588
Public Building	236
Library	258
Grand Total	\$9,731

**Board of County Commissioners
Detail Impact Fee Revenues
Unincorporated Palm Beach County**

Impact Fee Zones	2020 Actuals
School I/F Zone 1	\$311,560
School I/F Zone 2	3,771,566
School I/F Zone 3	3,146,407
School I/F Zone 4	554,037
Roads I/F Zone 1	758,574
Roads I/F Zone 2	3,271,738
Roads I/F Zone 3	1,406,364
Roads I/F Zone 4	2,349,587
Roads I/F Zone 5	3,861,021
Law Enforcement I/F Zone 2	440,741
Fire Rescue I/F	713,221
Parks I/F Zone 1	276,069
Parks I/F Zone 2	899,271
Parks I/F Zone 3	1,221,045
Public Building I/F	814,719
Library I/F	686,873
Grand Total	<u>\$24,482,793</u>

Summary of Unincorporated P.B. County	2020 Actual
School	\$7,783,570
Roads	11,647,284
Law	440,741
Fire Rescue	713,221
Parks	2,396,386
Public Building	814,719
Library	686,873
Grand Total	<u>\$24,482,793</u>

**Board of County Commissioners
Detail Impact Fee Revenue
Village of Wellington**

Descriptions	2020 Actual
School I/F Zone 4	\$89,072
Roads I/F Zone 3	752,911
Roads I/F Zone 4	0
Law Enforcement I/F Zone 2	29,211
Fire Rescue	34,648
Parks I/F Zone 2	114,928
Public Building I/F	36,440
Library I/F	9,788
Grand Total	\$1,066,997

Summary of Impact Fees	2020 Actual
School	\$89,072
Roads	752,911
Law	29,211
Fire Rescue	34,648
Parks	114,928
Public Building	36,440
Library	9,788
Grand Total	\$1,066,997

**Board of County Commissioners
Detail Impact Fee Revenue
City of Westlake**

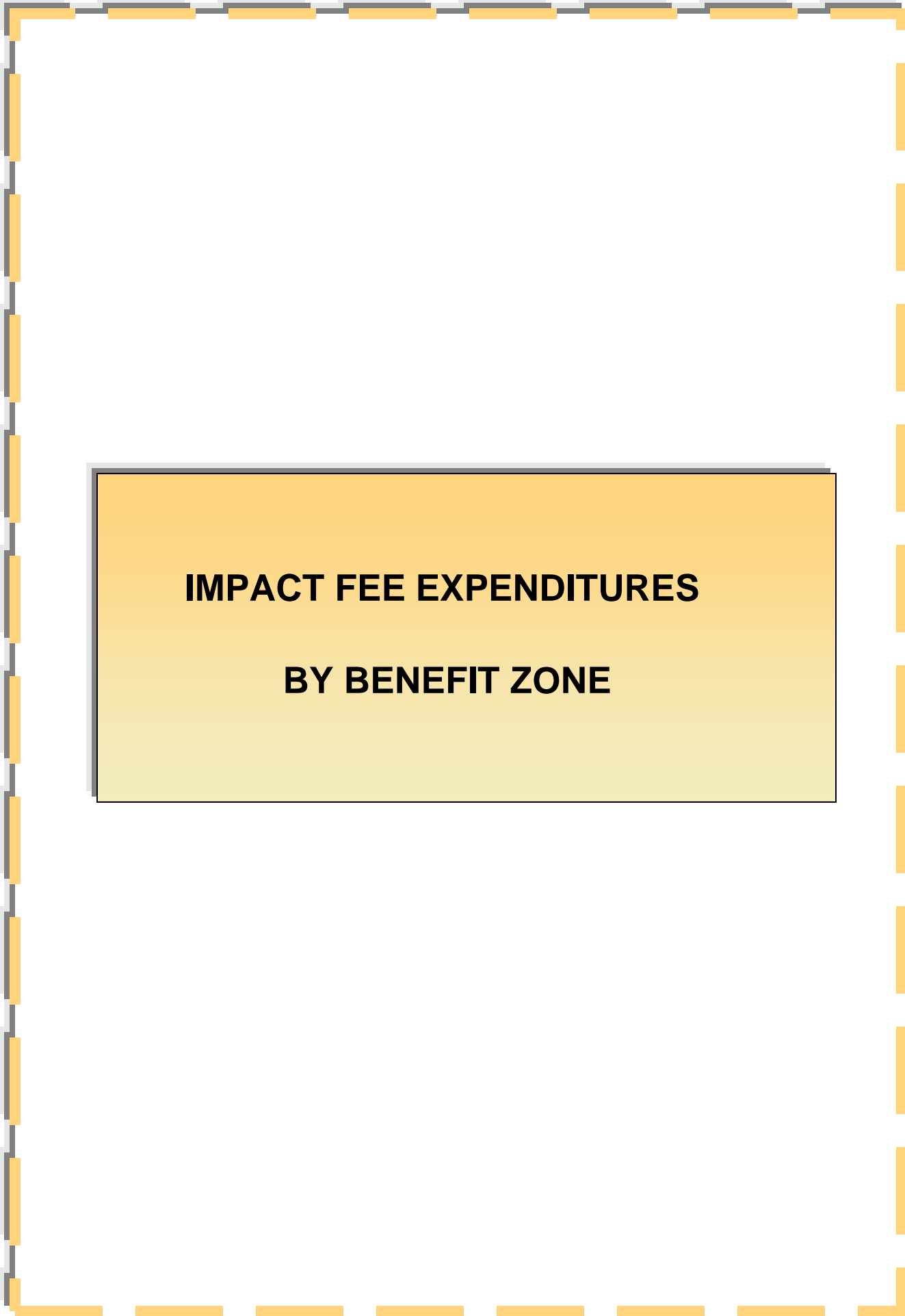
<u>Descriptions</u>	<u>2020 Actual</u>
School I/F Zone 4	\$1,687,061
Roads I/F Zone 3	1,682
Roads I/F Zone 4	0
Law Enforcement I/F	50,948
Fire Rescue	109,839
Parks I/F Zone 2	329,590
Public Building I/F	88,189
Library I/F	93,283
Grand Total	<u><u>\$2,360,591</u></u>

Summary of Impact Fees	2020 Actual
School	\$1,687,061
Roads	1,682
Law	50,948
Fire Rescue	109,839
Parks	329,590
Public Building	88,189
Library	93,283
Grand Total	<u>\$2,360,591</u>

**Board of County Commissioners
Detail Impact Fee Revenue
City of West Palm Beach**

Descriptions	2020 Actual
School I/F Zone 2	\$1,699,113
School I/F Zone 4	0
Roads I/F Zone 2	1,744,353
Roads I/F Zone 3	183,898
Parks I/F Zone 1	0
Parks I/F Zone 2	327,914
Public Building I/F	152,524
Grand Total	\$4,107,802

Summary of Impact Fees	2020 Actual
School	\$1,699,113
Roads	1,928,252
Parks	327,914
Public Building	152,524
Grand Total	\$4,107,802



**IMPACT FEE EXPENDITURES
BY BENEFIT ZONE**

**Board of County Commissioners
Impact Fees Expenditures
Road Program Zone 1**

<u>Project Name:</u>	2020 Expenditures
Northlake Blvd & Military Tr Intersection	\$505,582
PGA Blvd & Military Trail Intersection	\$48,755
Old Dixie Hwy/Park Ave-Northlake	\$266,510
Congress Ave/Northlake To Alt.A1A	\$164,226
Silver Bch Rd/E of Con-Old Dix	\$3,440,287
Toney Penna Dr & Old Dixie Hwy	\$244,015
PGA Blvd & Central Blvd Intersection	\$27,172
Hood Rd & Central Blvd Intersection	\$22,688
Hood Rd/E of Turnpike to W.Central Blvd	\$261,682
Blue Heron & Australian Intersection	\$91,770
Indiantown Rd/Jupiter Farms Rd to W of Turnpike	\$4,246
Church St, Island Way, To Washington St	\$182
Church St Limestone Creek Rd to W of Central	\$71,808
Central Blvd & University Blvd Intersection	\$18,234
Blue Heron & Congress Intersection Imp	\$70,898
Center St Drainage Imp/Thelma To Woodland	\$495
SR 7, SR 710 to S. of 150th Ct. N. (Loxahatchee Slough)	\$209
Northlake Blvd & Military Tr Intersection Impr. (2EBL)	\$18,822
Ellison Wilson Rd. and Universe Blvd. Intersection	\$10,659
Donald Ross Rd., Prosperity Farms Rd. to E. of Ellison Wilson	\$4,239
Grand Total	\$5,272,479

**Board of County Commissioners
Impact Fees Expenditures
Road Program Zone 2**

<u>Project Name:</u>	2020 Expenditures
Florida Mango Rd Over LWDD L-9&L-10 Canals, Bridge Replace	\$206,159
Lake Worth Rd & Jog Rd Intersection	\$9,430
Palm Beach Lakes Blvd & N. Robbins Dr.	\$16,695
Okeechobee Blvd & Church St. Intersection	\$5,677
Australian Ave & 25th St Intersection	\$23,360
Florida Mango Rd, Barbados Rd To N Of Myrica Rd	\$115,228
Military Tr & Forest Hill Blvd Intersection	\$330,669
Kirk Rd, S Of LWDD L-7 Canal To Pot O'Gold St	\$640
45th St/E Of Haverhill To W Of Military Trail	\$21,633
Fl Mango Over LWDD L-8 Canal S of Exuma Rd to N of Antigua Rd	\$115,412
10th Ave N & Boutwell Rd Intersection	\$14,773
Australian Ave/Banyan Ave to 45th St	\$175,650
Florida Mango Rd Over LWDD L-6 Canal	\$112,151
Roebuck Rd/Jog Rd To Haverhill Rd	\$1,350,755
Haverhill Rd/N. Of Caribbean Blvd to Bee Line	\$157,705
Purdy Lane/Forest Hill Elem to E of Major Dr	\$3,847
Congress Ave & Palm Beach Lakes Blvd Intersection	\$24,149
Okeechobee Blvd/Haverhill Rd Intersection	\$70,620
Gun Club Rd, Forest Estates Dr to LWDD E 3 Canal	\$92,541
Kirk Rd, Summit Blvd to Gun Club Rd	\$2,018
Kirk Rd, LWDD L-7 to Summit Blvd	\$4,204
10th Ave N, W of Congress Ave to I-95	\$1,880
Austrailian Avenue, I-95 to Okeechobee Blvd	\$3,925
10th Ave. N. & Barnett Drive Intersection	\$2,547
Grand Total	\$2,861,668

**Board of County Commissioners
Impact Fees Expenditures
Road Program Zone 3**

<u>Project Name:</u>	2020 Expenditures
Northlake BL/Sem Pratt-Coconut	\$220,740
Benoist Farm Rd, SR 80 to Belvedere Rd	\$125,447
Okeechobee Blvd and Skees Rd Intersection	\$1,797
Seminole Pratt - Northlake/Beeline	\$295,305
Lyons Rd/Lake Worth Rd to N of LWDD L-10 Canal	\$70,336
Orange Blvd Right Turn Lane Extension	\$53
Seminole PW - Sycamore/Orange	\$191
Acreage Access Road - Persimmon Blvd to 60th St.	\$2,355
Seminole PW - Orange/Northlake	\$290,164
60th St. N., Little Gator Lane to 140th Ave N	\$37,961
Royal Palm Beach Blvd From M-Canal To S of Orange	\$217,173
Okeechobee Blvd @ Ponce Deleon St WB Rt Turn Lane	
SR 80 & Lyons Rd/Sansbury Way Intersection	\$41
Okeechobee Blvd and Jog Rd Intersection	\$74,913
Belvedere Road & Sansbury's Way	\$517,674
SR7 Extension, 60th St To Northlake	\$6,147
60th Street N, 140th Ave To E Of 120th Ave N	
Coconut Blvd., Temple Blvd. to S. of Northlake Blvd	\$325
Royal Palm Beach Blvd. N of Persimmon to N of M Canal	\$179,104
SR7 and Weismann Way Intersection Improvements	\$72,943
SR 7/S of LW Rd-No of Southern	\$151
60th Street N, Avocado Blvd to E. of 120th Ave. N.	\$228,997
60th St. N W of 140th Ave to Avocado Blvd	\$6,009
Orange Blvd. & Coconut Blvd. Intersection	\$8,947
Royal Palm Beach Blvd/ Orange Blvd/Coconut Blvd., S. of Orange	\$4,565
Jog Rd, Vista Pkwy S, Vista Pkwy N & Snelgrove Way RTL	\$3,452
Grand Total	\$2,364,790

**Board of County Commissioners
Impact Fees Expenditures
Road Program Zone 4**

Project Name:

2020

Expenditures

Haverhill Rd/S Of LWDD-14 Canal To Lake Worth Rd	\$521,366
Lantana Rd @ Edgecliff Ave-W Rt Turn Lane	\$95,652
Gateway Blvd & Military Trail Intersection	\$56,263
Lantana Rd & Lawrence Rd Intersection	\$70,174
Lyons Road/Lantana Road To Lake Worth Rd	\$165,401
Gateway Blvd & High Ridge Rd Intersection	\$51,007
Hypoluxo Rd/Jog Rd Intersection Imp	\$82,984
Woolbright Rd Seacrest Blvd Intersection	\$70,174
Lantana Rd at Congress Ave Intersection	\$20,433
Melaleuca Lane and Jog Road Intersection	\$17,057
Miner Rd. and Congress Ave. Intersection	\$13,375
Military Trl. & Old Boynton Rd. Intersection	\$5,465
Old Boyntn Rd. & Lawrence Rd. Intersection	\$2,341
Gateway Blvd. & Lawrence Rd. Intersection	\$11,991
Hagen Ranch Rd., Smith Farm Blvd. to S. of Lantana Rd.	\$5,321
Hypoluxo Rd. & Town Commons Dr. Intersection	\$265
Miner Road from Military Trail to Lawrence Road	\$1,992
Grand Total	\$1,191,261

**Board of County Commissioners
Impact Fees Expenditures
Road Program Zone 5**

<u>Project Name:</u>	2020 Expenditures
S.W. 18th St. & Military Trail Intersection	\$12,021
Lyons Rd.,N of LWDD L-30 Canal to Boynton Beach Blvd	\$18,353
Camino Real Rd, SW 17th Court to SW 7th Ave	\$2,356
W Atlantic Ave & Fla Turnpike Intersection	\$1,276,516
Glades Rd & Butts Rd Intersection Imp	\$367,980
Linton Blvd & Military Trail Intersection	\$65,358
Flavor Pict Rd/SR 7 to Lyons Rd	\$31,398
Lyons Rd/Clint Moore Rd To Atlantic Ave	\$1,087,298
Lyons Rd/Hillsboro Canal To SW 18th St	\$418
S.W. 3rd St From SR 7 To E of SR7	\$771,691
Sandalfoot Blvd From SR7 To E of SR7	\$625,547
Old Dixie From Yamato Rd to Linton	\$26,858
Linton Blvd & South Federal Hwy	\$29,614
Camino Real Rd/Boca Club Bridge Over ICWW	\$1,212
SE 23rd Ave And Federal Highway Intersection	\$13,394
Palmetto Park Road/E Of Military To I-95	\$92,081
Palmetto Park Rd Over LWDD E-4 Canal	\$273,796
Palmetto Park Rd & Lyons Rd Intersection	\$17,268
Yamato Road, Lakeridge Blvd To W Of Florida's Turnpike	\$23,822
Clint Moore Rd, Oaks Club Dr To Long Lake Dr	\$137,358
Clint Moore Rd/Jog Rd Intersection	\$49,085
Clint Moore Rd/Military Trail Intersection	\$86,334
Lake Ida Rd & Depot Ave Intersection	\$27,885
Hagen Ranch Rd & Atlantic Ave Intersection	\$46,096
S.W. 18th St/Boca Rio Rd. Intersection	\$27,152
Linton Blvd. & Jog Rd. Intersection	\$41,528
Lake Ida Rd. & Hagen Ranch Rd. Intersection	\$50,973
Del Prado Circle North at Palmetto Circle North, SB to WB Ri	\$10,037
Del Prado Circle South at Palmetto Circle North, EB to SB Ri	\$10,270
Spanish Isles Blvd. & Lyons Rd Intersection	\$8,153
Linton Blvd and Old Dixie Hwy Intersection	\$1,616
Grand Total	\$5,233,468

**Board of County Commissioners
Impact Fees Expenditures
Law Enforcement**

Project Name:

**PBSO District 1 Substation & Marine Unit
Grand Total**

2020 Expenditures
\$148,741
\$148,741

**Board of County Commissioners
Impact Fees Expenditures
Fire Rescue**

Project Name:

**Station 22 Replacement
Fire Station #41 North
Grand Total**

**2020
Expenditures**

\$174,724
132,565
\$307,289

**Board of County Commissioners
Impact Fees Expenditures
Parks & Recreation Zone 1**

<u>Project Name:</u>	20120 Expenditures
Riverbend/Reese Grove Park Ph 3	\$1,000
Carlin Park Improvements	2,641
Dubois Park Expansion FY 2010	674
Dubois Park Improvements	4,277
Grand Total	\$8,592

**Board of County Commissioners
Impact Fees Expenditures
Parks & Recreation Zone 2**

<u>Project Name:</u>	2020 Expenditures
John Prince Campground Phase III	1,732,020
Okeeheelee South Park Boating Center FY 2011	16,943
Okeeheelee Park Pickleball Court Improvement	8,036
Lantana District I Design and Development	19,853
Grand Total	\$1,776,852

**Board of County Commissioners
Impact Fees Expenditures
Parks & Recreation Zone 3**

<u>Project Name:</u>	2020 Expenditures
Canyons District Park Design & Dev	\$373,279
South County Regional Park Phase III 2008	5,197
South County Regional Phase II	1,101
Osprey Point Golf Course Clubhouse Expansion	11,242
Grand Total	\$390,819

**Board of County Commissioners
Impact Fees Expenditures
Public Building**

Project Name:

PBSO Evidence Bldg

Grand Total

**2020
Expenditures**

\$6,326,058
\$6,326,058

**Board of County Commissioners
Impact Fees Expenditures
Library**

Project Name:

Grand Total

2020 Expenditures	
	\$0
	\$0

**Board of County Commissioners
Impact Fees Expenditures
School Zone 1**

Project Name:

Grand Total

2020 Expenditures	
	\$0
	\$0

**Board of County Commissioners
Impact Fees Expenditures
School Zone 2**

Project Name:

**2020
Expenditures**

Grand Total

	\$0
	\$0

**Board of County Commissioners
Impact Fees Expenditures
School Zone 3**

Project Name:

Grand Total

2020 Expenditures	
	\$0
	\$0

**Board of County Commissioners
Impact Fees Expenditures
School Zone 4**

Project Name:

**2020
Expenditures**

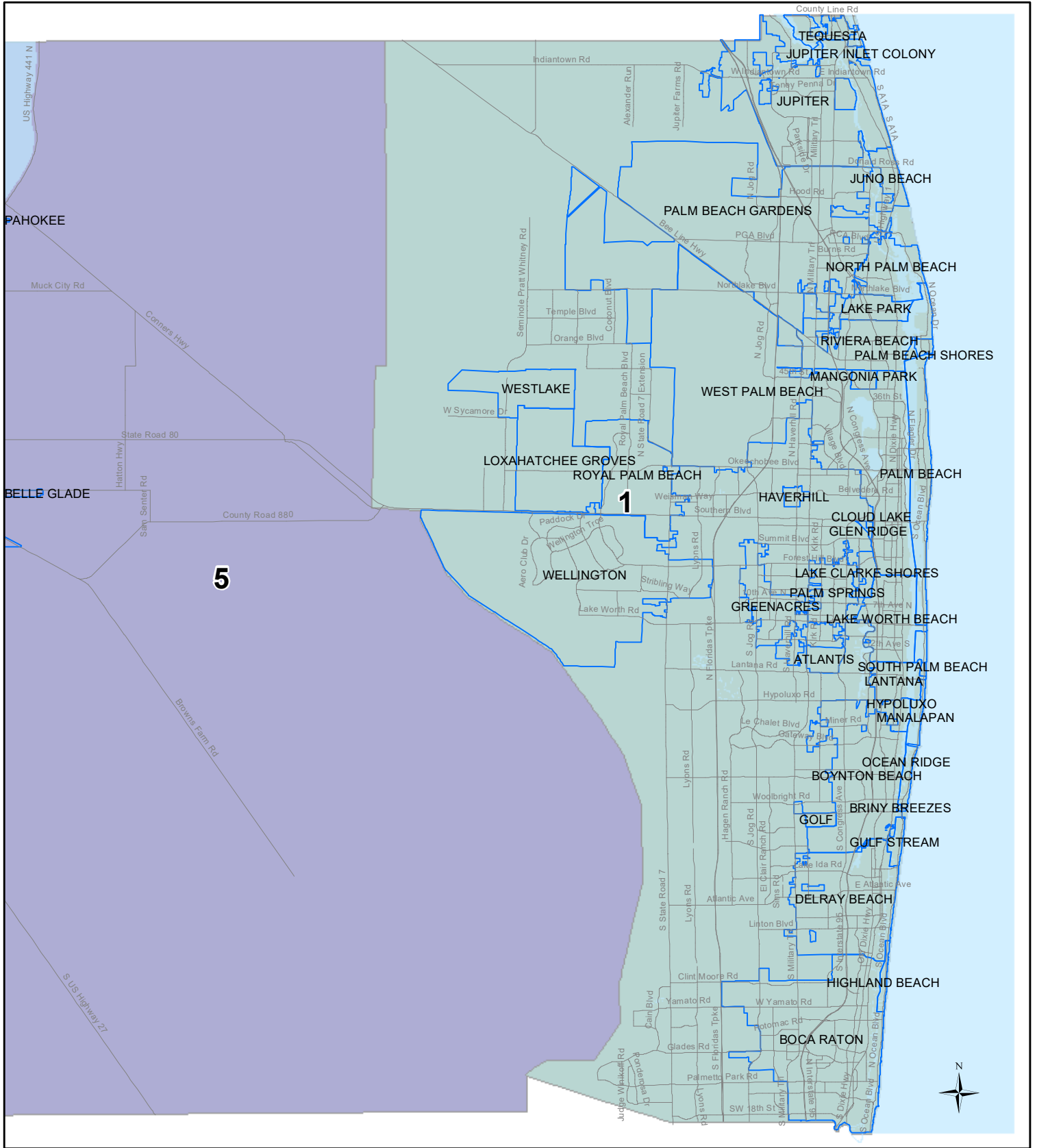
Grand Total

	\$0
	\$0




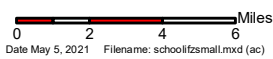
IMPACT FEE BENEFIT

ZONE MAPS

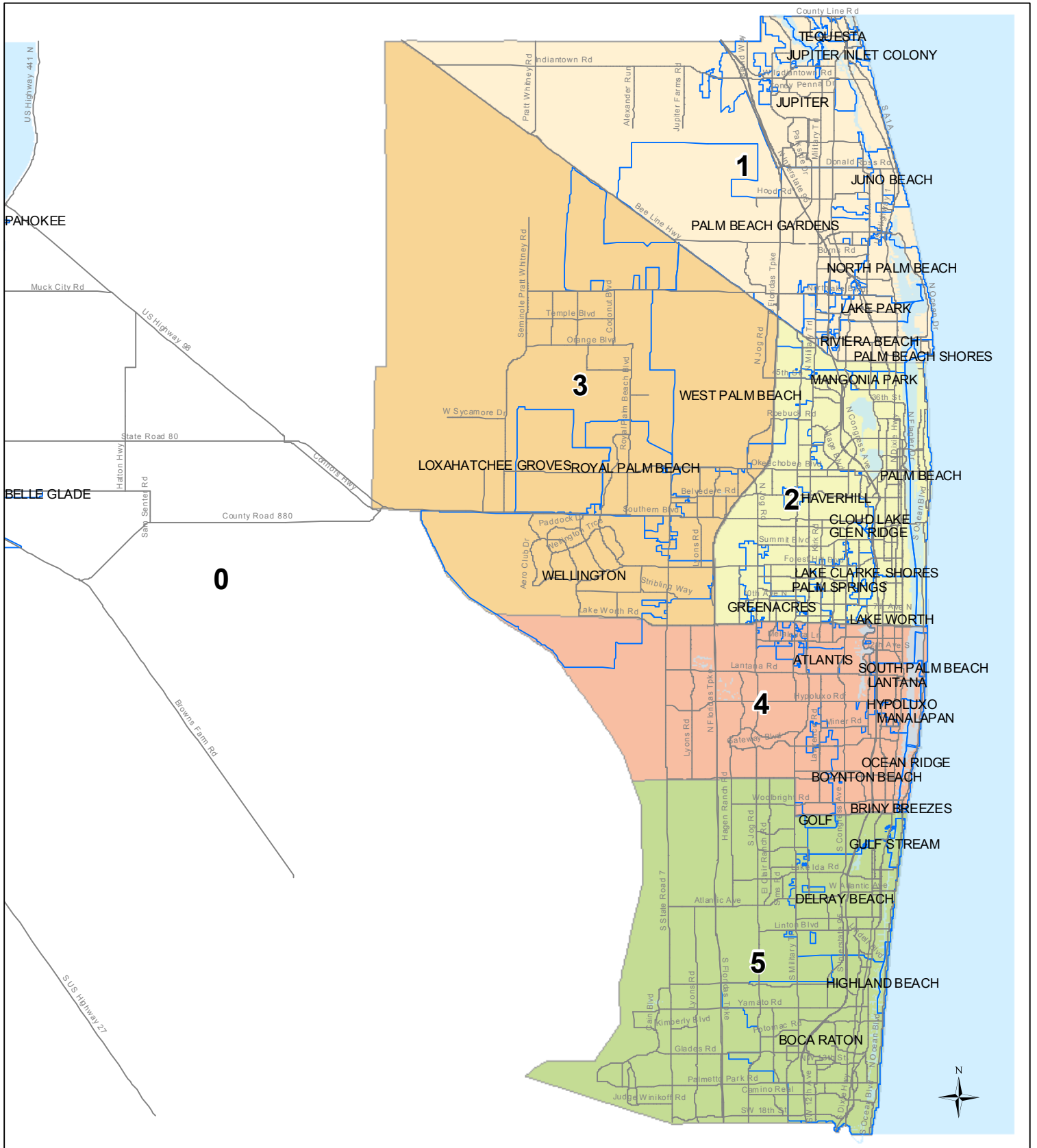


SCHOOL IMPACT FEE ZONES

 Municipal Boundaries  1  5

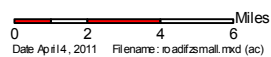


**Planning, Zoning and Building
Department - GIS**
2300 N. Jog Road
West Palm Beach, FL 33411
(561) 233-5000
pzbmap@pbcgov.org
www.pbcgov.com/pzb

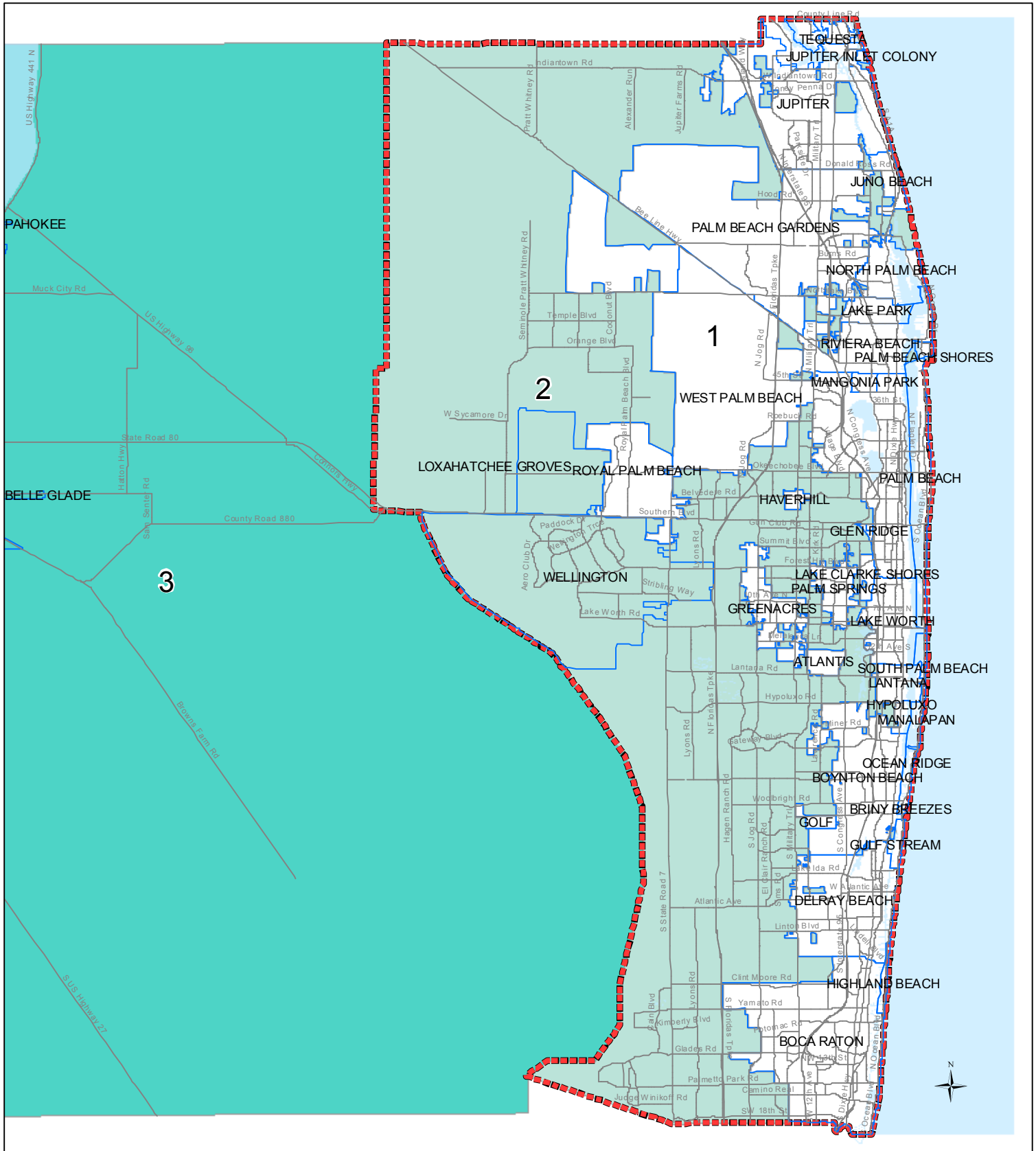


ROAD IMPACT FEE ZONES

- Municipal Boundaries
- 1
- 2
- 3
- 4
- 5



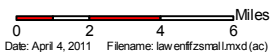
Planning, Zoning and Building Department - GIS
 2300 N. Jog Road
 West Palm Beach, FL 33411
 (561) 233-5000
 pzmap@pbcgov.org
 www.pbcgov.com/pzb



LAW ENFORCEMENT PATROL IMPACT FEE ZONES

Municipal Boundaries

- 1
- 2
- 3

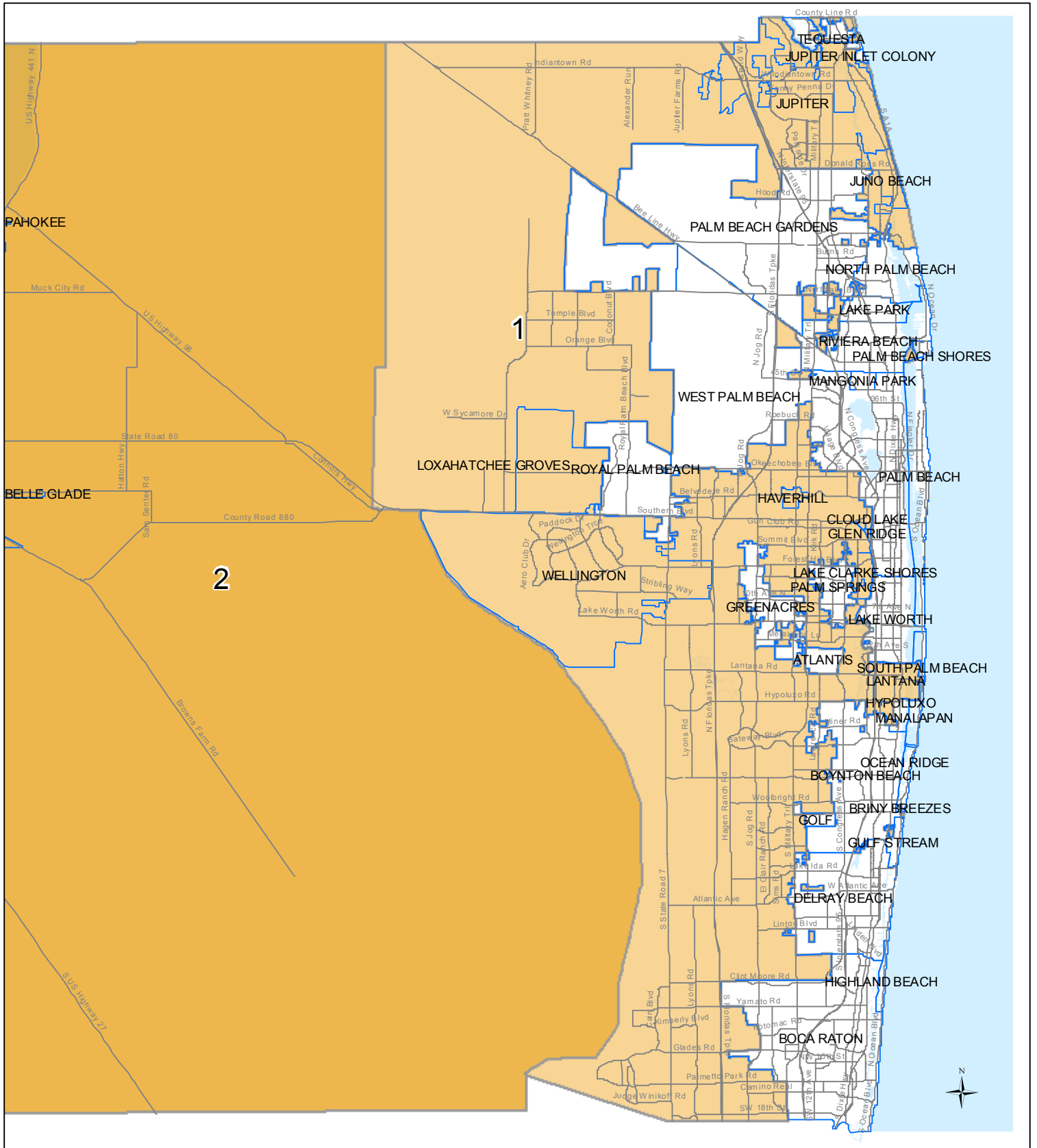


Date: April 4, 2011 File: lawenfzsmall.mxd (ac)






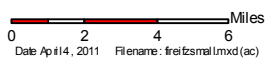
Planning, Zoning and Building Department - GIS

2300 N. Jog Road
 West Palm Beach, FL 33411
 (561) 233-5000
 pzmap@pbc.gov.org
 www.pbcgov.com/pzb

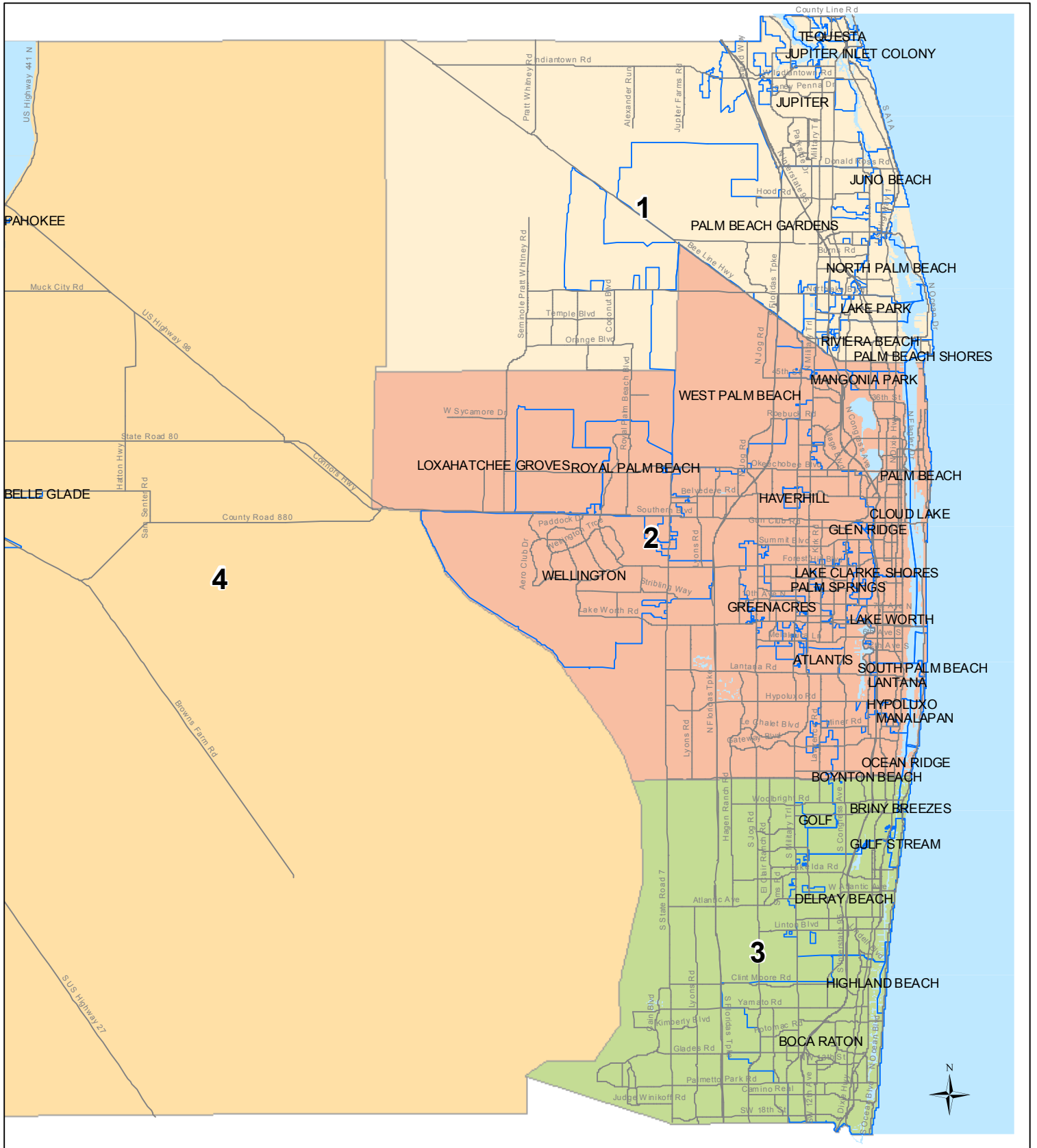


FIRE IMPACT FEE ZONES

-  Municipal Boundaries
-  1
-  2

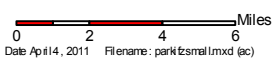


**Planning, Zoning and Building
Department - GIS**
2300 N. Jog Road
West Palm Beach, FL 33411
(561) 233-5000
pzbmap@pbcgov.com
www.pbcgov.com/pzb



PARK IMPACT FEE ZONES

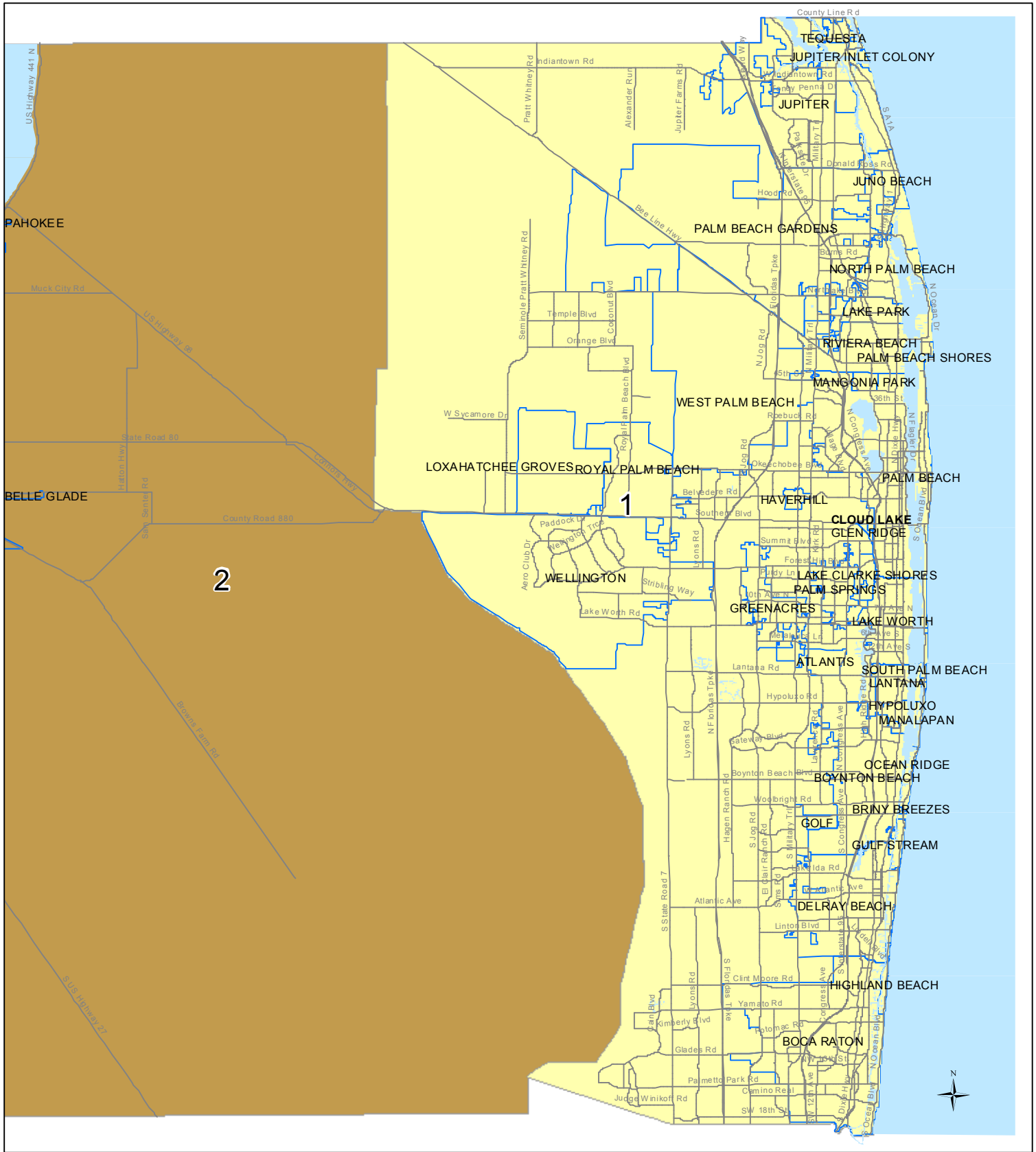
- Municipal Boundaries
- 1
- 3
- 2
- 4






Date: April 4, 2011 File name: parkfzsmall.mxd (ac)

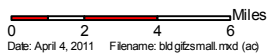


Planning, Zoning and Building Department - GIS
 2300 N. Jog Road
 West Palm Beach, FL 33411
 (561) 233-5000
 pzmap@pbcgov.org
 www.pbcgov.com/pzb

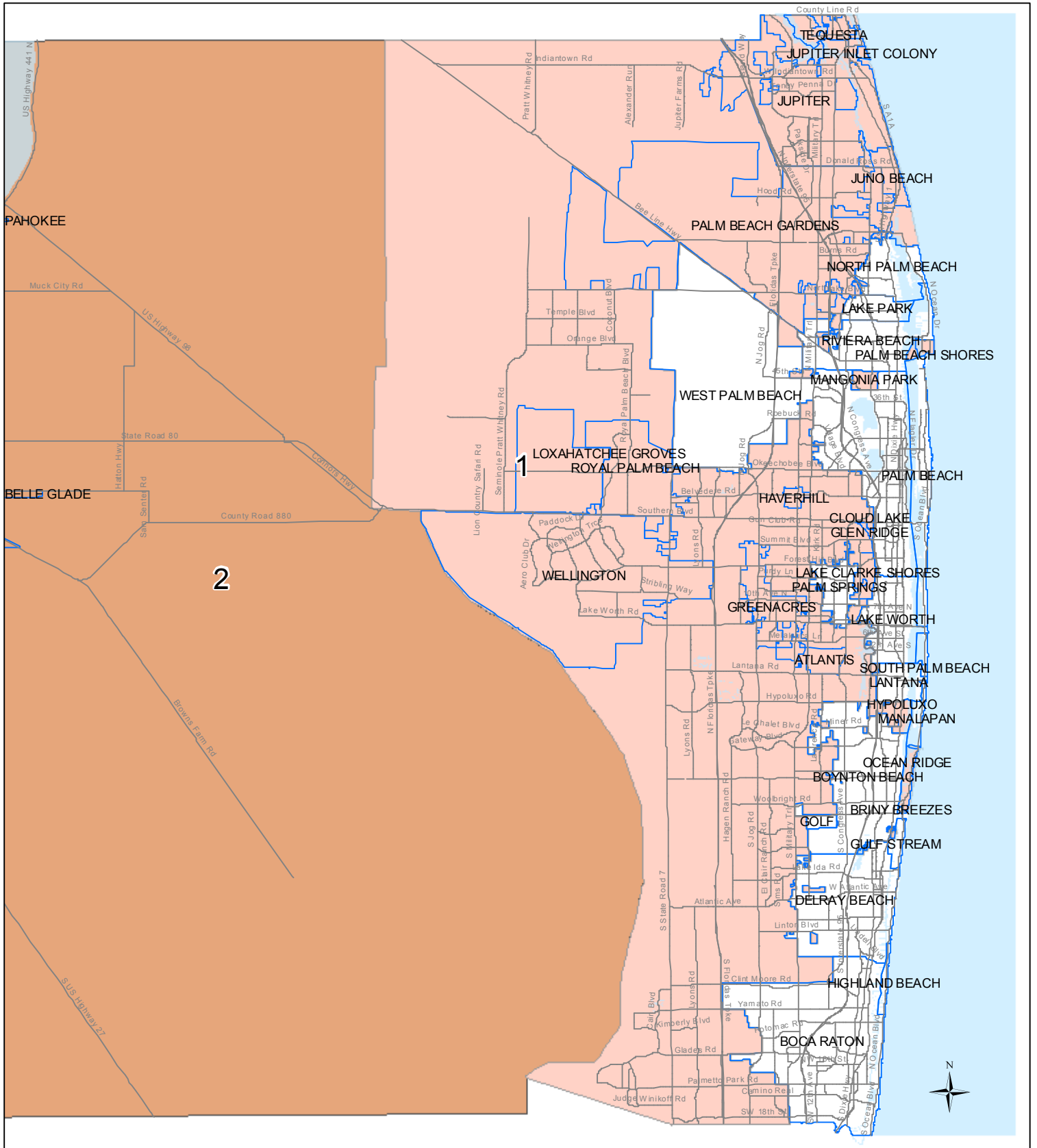


PUBLIC BUILDING IMPACT FEE ZONES




-  Municipal Boundaries
-  1
-  2

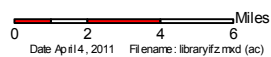


**Planning, Zoning and Building
Department - GIS**
 2300 N. Jog Road
 West Palm Beach, FL 33411
 (561) 233-5000
 pzmap@pbcgov.org
 www.pbcgov.com/pzb



LIBRARY IMPACT FEE ZONES

-  Municipal Boundaries
-  1
-  2



Date: April 4, 2011 File name: libraryifz.mxd (ac)



Planning, Zoning and Building Department - GIS

2300 N. Jog Road
 West Palm Beach, FL 33411
 (561) 233-5000
 pzmap@pbcgov.org
 www.pbcgov.com/pzb