



**Board of County Commissioners
Impact Fee Report
Fiscal Year 2021**

ACKNOWLEDGEMENTS

Special recognition is given to the following individuals for their effort in coordinating and preparing the FY 2021 Impact Fee Report.

Office of Financial Management & Budget

Sherry Brown, Director of OFMB
Richard Iavarone, Director of Financial Management Division
Derrek Moore, Impact Fee Manager
Margarett Charles, Financial Analyst II

Municipal Collecting Agents

Boca Raton
Boynton Beach
Delray Beach
Golf
Greenacres
Juno Beach
Jupiter
Mangonia Park
North Palm Beach
Palm Beach Gardens
Palm Springs
Riviera Beach
Royal Palm Beach
Tequesta
Wellington
Westlake

Special thanks to:

County Commissioners, County Administrator, and Assistant County Administrators for their continuous support of the Impact Fee Program.

Palm Beach County's PZ&B Building Division and Accounting Staff for their efforts in the collection and accounting of Impact Fees.

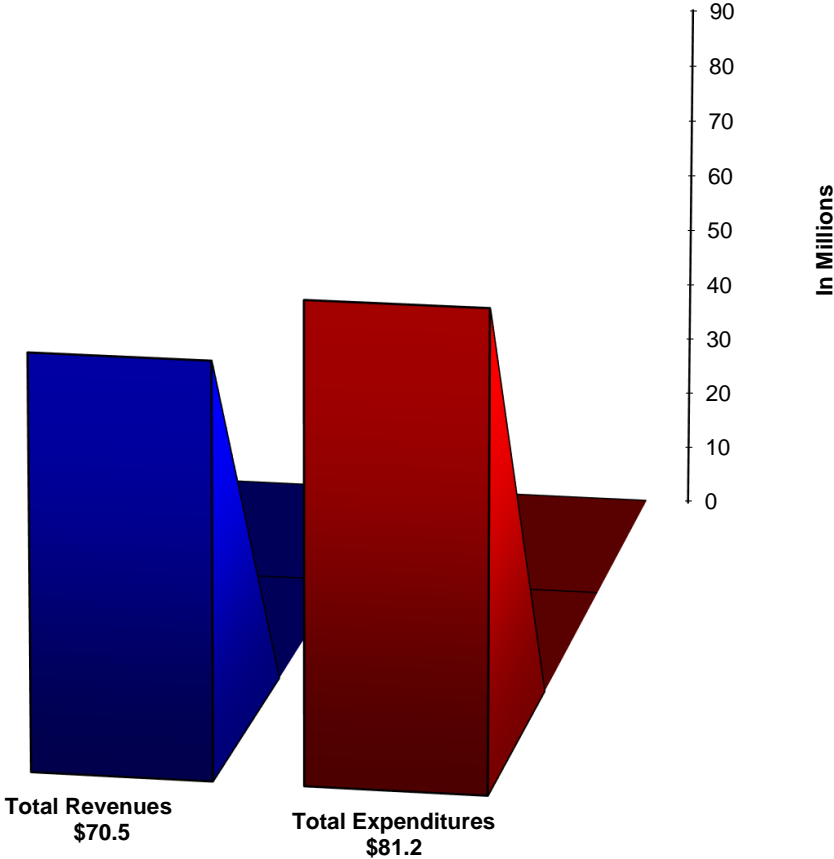
Palm Beach County's Information System Services Department and the Palm Beach County Clerk's Finance Department for their continued support of the Impact Fee program.

**Palm Beach County
Board of County Commissioners
Impact Fee Report
Fiscal Year 2021**

Table of Contents

Acknowledgments.....	1
Introductory Letter.....	2
Impact Fee Summary Highlights	
Impact Fee Revenues & Expenditures for Fiscal Year 2021.....	3
Summary of Impact Fee Revenues by Zone.....	4
Summary of Impact Fee Expenditures by Zone	5
Summary of Impact Fee Revenues by Municipality.....	6
Credit Summary Report.....	7
Impact Fee Historical Trends	
Detail Impact Fee Revenues by Municipality.....	10
Impact Fee Expenditures by Benefit Zone	
Impact Fee Expenditures for Roads.....	50
Impact Fee Expenditures for Law Enforcement.....	55
Impact Fee Expenditures for Fire Rescue.....	56
Impact Fee Expenditures for Parks.....	57
Impact Fee Expenditures for Public Buildings.....	60
Impact Fee Expenditures for Libraries.....	61
Impact Fee Expenditures for Schools.....	62
Budget Summaries.....	66
Impact Fee Benefit Zone Map for Roads.....	67
Impact Fee Benefit Zone Map for Law Enforcement.....	68
Impact Fee Benefit Zone Map for Fire Rescue.....	69
Impact Fee Benefit Zone Map for Parks.....	70
Impact Fee Benefit Zone Map for Public Buildings.....	71
Impact Fee Benefit Zone Map for Libraries.....	72
Impact Fee Benefit Zone Map for Schools.....	62

Impact Fee Revenues & Expenditures Fiscal Year 2021



In FY 2021, a total of \$70,585,010.48 was collected in Impact Fees revenue. During the same fiscal year, a total of \$81,259,534.12 was spent in Impact Fees.

**Board of County Commissioners
Collection of Impact Fees
By Zone**

<u>Descriptions</u>	<u>FY 2021 Actual</u>
School Program	
Impact Fee Zone 1	\$ 11,967,819
Impact Fee Zone 2	8,477,558
Impact Fee Zone 3	7,326,899
Impact Fee Zone 4	5,589,831
Road Program	
Impact Fees Zone 1	4,704,954
Impact Fees Zone 2	7,666,481
Impact Fees Zone 3	1,954,355
Impact Fees Zone 4	5,968,647
Impact Fees Zone 5	7,234,124
Law Enforcement Program	
Law Enforcement Impact Fees	509,971
Fire Rescue Program	
Fire Rescue Impact Fees	1,263,146
Parks Program	
Impact Fees Z-1	747,965
Impact Fees Z-2	2,633,150
Impact Fees Z-3	1,455,571
Other Programs	
Public Building Impact Fees	1,964,201
Library Impact Fees	1,120,338
Grand Total	<u>\$ 70,585,010</u>

<u>Summary of Impact Fees</u>	<u>FY 2021 Actual</u>
School	\$ 33,362,106
Road	27,528,561
Law Enforcement	509,971
Fire/Rescue	1,263,146
Parks	4,836,686
Public Building	1,964,201
Library	1,120,338
Grand Total	<u>\$ 70,585,010</u>

**Board of County Commissioners
Summary of Impact Fee Expenditures
By Zone**

<u>Descriptions</u>	<u>FY 2021 Actual</u>
School Program	
Impact Fee Zone 1	\$ 10,160,674
Impact Fee Zone 2	15,332,130
Impact Fee Zone 3	13,578,213
Impact Fee Zone 4	7,776,377
Road Program	
Impact Fees Zone 1	5,047,508
Impact Fees Zone 2	13,651,413
Impact Fees Zone 3	4,277,976
Impact Fees Zone 4	3,733,477
Impact Fees Zone 5	3,929,830
Law Enforcement	
Law Enforcement Impact Fees	404,893
Fire Rescue Program	
Fire Rescue Impact Fees	179,039
Parks Program	
Impact Fees Z-1	70,360
Impact Fees Z-2	1,609,911
Impact Fees Z-3	999,317
Other Programs	
Public Building Impact Fees	-
Library Impact Fees	508,416
Grand Total	<u><u>\$ 34,412,140</u></u>

<u>Summary of Impact Fees</u>	<u>FY 2021 Actual</u>
School	\$ 46,847,394
Road	30,640,204
Law Enforcement	404,893
Fire/Rescue	179,039
Parks	2,679,588
Public Building	-
Library	508,416
Grand Total	<u><u>\$ 81,259,534</u></u>

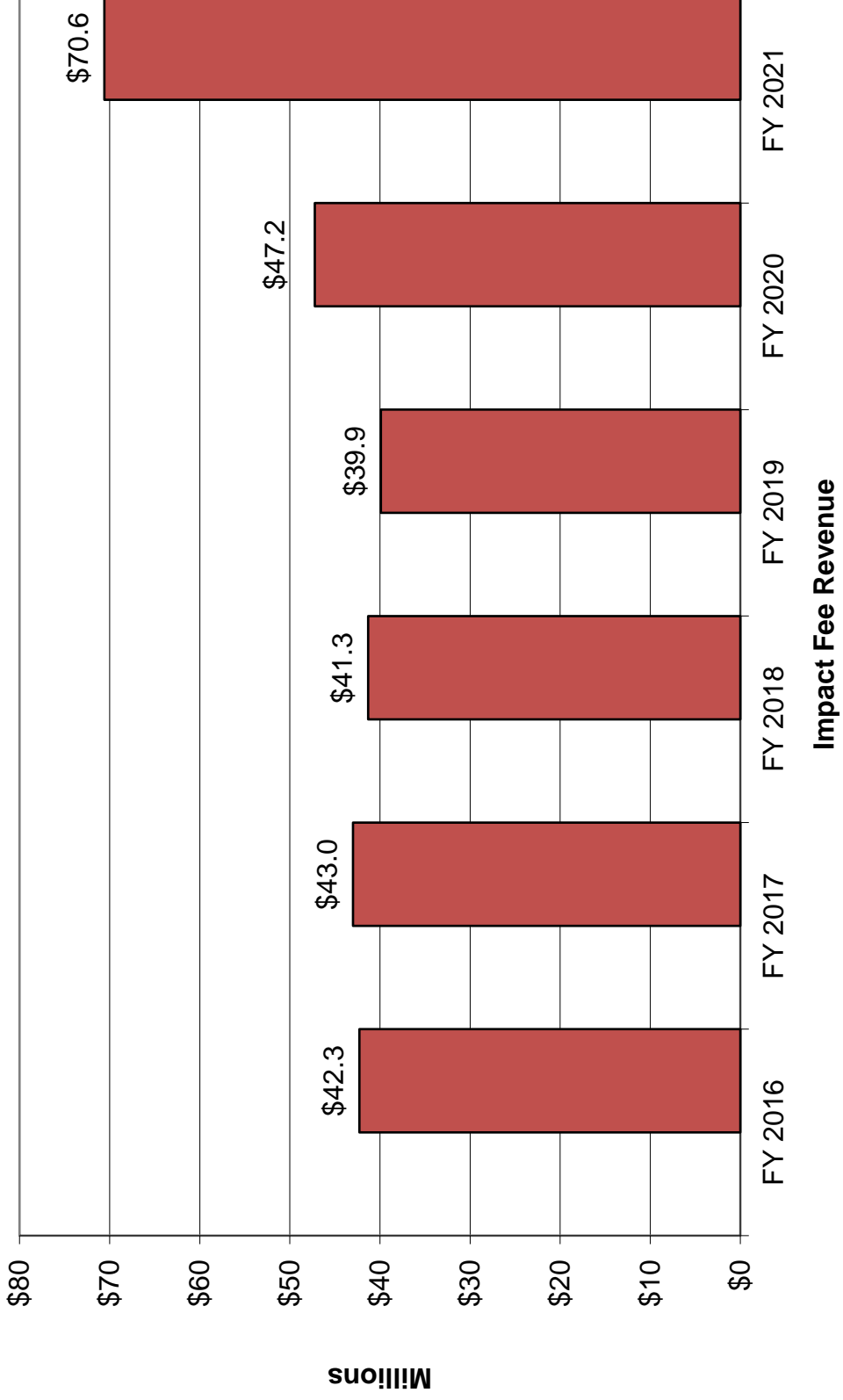
**Board of County Commissioners
Summary of Impact Fee Revenue
By Municipality**

<u>Descriptions</u>	<u>FY 2021 Actual</u>
Atlantis	\$ 12,786
Belle Glade	-
Boca Raton	5,291,418
Boynton Beach	1,563,793
Briny Breeze	-
Cloud Lake	-
Delray Beach	1,914,714
Glen Ridge	-
Golf	611,260
Greenacres	112,776
Gulfstream	1,231
Haverhill	7,005
Highland Beach	-
Hypoluxo	-
Juno Beach	211,148
Jupiter	869,040
Jupiter Inlet Colony	-
Lake Clarke Shores	-
Lake Park	52,225
Lake Worth	1,672,056
Lantana	5,593
Loxahatchee Groves	34,698
Manalapan	-
Mangonia Park	85,982
North Palm Beach	15,897
Ocean Ridge	686
Pahokee	-
Palm Beach	53,829
Palm Beach Gardens	7,089,603
Palm Beach Shores	530
Palm Springs	460,005
Riviera Beach	2,197,900
Royal Palm Beach	1,495,025
South Bay	-
South Palm Beach	-
Tequesta	833,831
Unincorporated P.B.C.	27,861,324
Wellington	636,833
Westlake	5,035,853
West Palm Beach	12,457,970
Grand Total	<u><u>\$ 70,585,010</u></u>

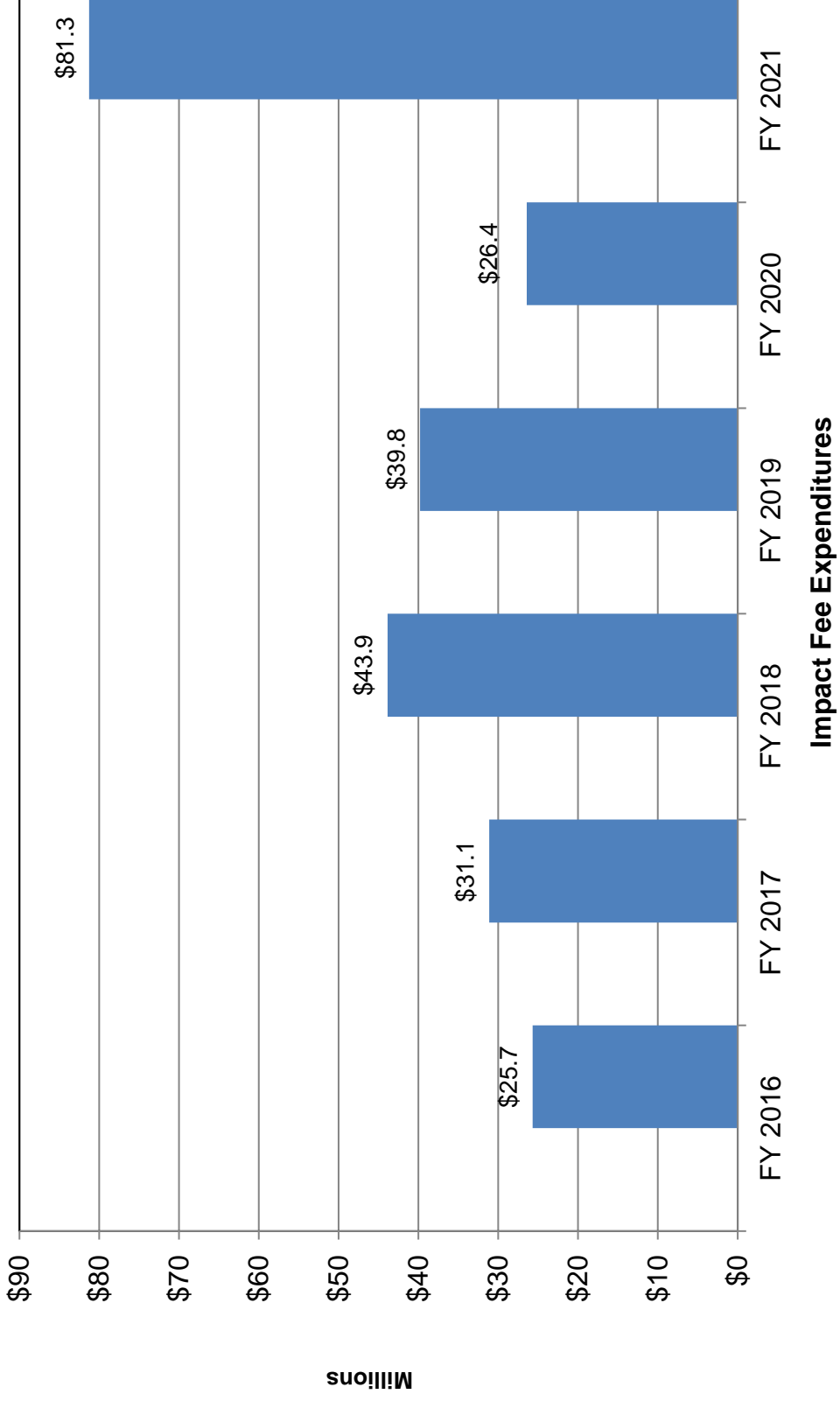
**Board of County Commissioners
Credit Summary Report
Fiscal Year 2021**

Impact Fee Components September-2021	<----- Monthly Credit ----->		<----- Total Credit ----->		Available Credit Balances as of September 30, 2021
	Allowed	Used	Authorized	Used	
Fire Rescue	\$0.00	\$0.00	\$19,956.54	\$19,956.54	\$0.00
Parks	\$0.00	\$34,053.36	\$8,361,045.40	\$3,541,328.86	\$4,819,716.54
Schools	\$0.00	\$249,527.14	\$13,291,723.15	\$11,904,594.17	\$1,387,128.98
Roads	\$0.00	\$325,473.00	\$152,783,998.76	\$128,411,527.14	\$24,372,471.62
Libraries	\$0.00	\$0.00	\$8,213.94	\$8,213.94	\$0.00
Public Buildings	\$0.00	\$0.00	\$11,179.82	\$7,557.02	\$3,622.80
Law - Patrol	\$0.00	\$0.00	\$4,079.14	\$4,079.14	\$0.00
Law - County	\$0.00	\$0.00	\$411.50	\$8.04	\$403.46
Total	\$0.00	\$609,053.50	\$174,480,608.25	\$143,897,264.85	\$30,583,343.40

Impact Fee Revenue by Fiscal Year Fiscal Years 2016 - 2021



Impact Fee Expenditures by Fiscal Year Fiscal Years 2016 - 2021



**Board of County Commissioners
Detail Impact Fee Revenue
City of Atlantis**

<u>Descriptions</u>	<u>FY 2021 Actual</u>
School Impact Fee Zone 1	\$ 440
School Impact Fee Zone 2	6,383
Roads Impact Fees Zone 4	4,557
Parks Impact Fees Z-2	900
Public Building Impact Fees	242
Library Impact Fees	264
Grand Total	<u>\$ 12,786</u>

<u>Summary of Impact Fees</u>	<u>FY 2021 Actual</u>
School	\$ 6,823
Roads	4,557
Parks	900
Public Building	242
Library	264
Grand Total	<u>\$ 12,786</u>

**Board of County Commissioners
Detail Impact Fee Revenue
City of Belle Glade**

<u>Descriptions</u>	<u>FY 2021 Actual</u>
Public Building Impact Fees	\$ -
Library Impact Fees	-
Grand Total	<u>\$ -</u>

<u>Summary of Impact Fees</u>	<u>FY 2021 Actual</u>
Public Building	\$ -
Library	-
Grand Total	<u>\$ -</u>

**Board of County Commissioners
Detail Impact Fee Revenue
City of Boca Raton**

<u>Descriptions</u>	<u>FY 2021 Actual</u>
School Impact Fee Zone 3	\$ 1,818,070
Roads Impact Fees Zone 5	3,064,270
Parks Impact Fees Z-3	189,162
Public Building Impact Fees	219,915
Grand Total	<u>\$ 5,291,418</u>

<u>Summary of Impact Fees</u>	<u>FY 2021 Actual</u>
School	\$ 1,818,070
Roads	3,064,270
Parks	189,162
Public Building	219,915
Grand Total	<u>\$ 5,291,418</u>

**Board of County Commissioners
Detail Impact Fee Revenue
City of Boynton Beach**

<u>Descriptions</u>	<u>FY 2021 Actual</u>
School Impact Fee Zone 2	\$ 84,846
School Impact Fee Zone 3	782,065
Roads Impact Fees Zone 4	139,349
Roads Impact Fees Zone 5	447,608
Parks Impact Fees Z-2	6,159
Parks Impact Fees Z-3	97,466
Public Building Impact Fees	6,301
Grand Total	<u><u>\$1,563,793</u></u>

<u>Summary of Impact Fees</u>	<u>FY 2021 Actual</u>
School	\$ 866,911
Roads	586,957
Parks	103,625
Public Building	6,301
Grand Total	<u><u>\$1,563,793</u></u>

**Board of County Commissioners
Detail Impact Fee Revenue
Town of Briny Breeze**

<u>Descriptions</u>	<u>FY 2021 Actual</u>
School Impact Fee Zone 3	\$ -
Roads Impact Fees Zone 4	-
Parks Impact Fees Z-3	-
Public Building Impact Fees	-
Grand Total	<u>\$ -</u>

<u>Summary of Impact Fees</u>	<u>FY 2021 Actual</u>
School	\$ -
Roads	-
Parks	-
Public Building	-
Grand Total	<u>\$ -</u>

**Board of County Commissioners
Detail Impact Fee Revenue
Town of Cloud Lake**

<u>Descriptions</u>	<u>FY 2021 Actual</u>
School Impact Fee Zone 2	\$ -
Roads Impact Fees Zone 2	-
Law Enforcement Impact Fees	-
Fire Rescue Impact Fees	-
Parks Impact Fees Z-2	-
Public Building Impact Fees	-
Library Impact Fees	-
Grand Total	<u><u>\$ -</u></u>

<u>Summary of Impact Fees</u>	<u>FY 2021 Actual</u>
School	\$ -
Roads	-
Law	-
Fire Rescue	-
Parks	-
Public Building	-
Library	-
Grand Total	<u><u>\$ -</u></u>

**Board of County Commissioners
Detail Impact Fee Revenue
City of Delray Beach**

<u>Descriptions</u>	<u>FY 2021 Actual</u>
School Impact Fee Zone 3	\$ 843,689
Roads Impact Fees Zone 5	963,684
Parks Impact Fees Z-3	60,573
Public Building Impact Fees	46,769
Grand Total	<u>\$ 1,914,714</u>

<u>Summary of Impact Fees</u>	<u>FY 2021 Actual</u>
School	\$ 843,689
Roads	963,684
Parks	60,573
Public Building	46,769
Grand Total	<u>\$ 1,914,714</u>

**Board of County Commissioners
Detail Impact Fee Revenue
Town of Glen Ridge**

<u>Descriptions</u>	<u>FY 2021 Actual</u>
School Impact Fee Zone 2	\$ -
Roads Impact Fees Zone 2	-
Law Enforcement Impact Fees	-
Fire Rescue Impact Fees	-
Parks Impact Fees Z-2	-
Public Building Impact Fees	-
Library Impact Fees	-
Grand Total	<u><u>\$ -</u></u>

<u>Summary of Impact Fees</u>	<u>FY 2021 Actual</u>
School	\$ -
Roads	-
Law	-
Fire Rescue	-
Parks	-
Public Building	-
Library	-
Grand Total	<u><u>\$ -</u></u>

**Board of County Commissioners
Detail Impact Fee Revenue
Village of Golf**

<u>Descriptions</u>	<u>FY 2021 Actual</u>
School Impact Fee Zone 3	\$ 37,709
Roads Impact Fees Zone 5	540,313
Law Enforcement Impact Fees	4,585
Parks Impact Fees Z-3	4,743
Public Building Impact Fees	23,910
Grand Total	<u><u>\$611,260</u></u>

<u>Summary of Impact Fees</u>	<u>FY 2021 Actual</u>
School	\$ 37,709
Roads	540,313
Law	4,585
Parks	4,743
Public Building	23,910
Grand Total	<u><u>\$ 611,260</u></u>

**Board of County Commissioners
Detail Impact Fee Revenue
City of Greenacres**

<u>Descriptions</u>	<u>FY 2021 Actual</u>
School Impact Fee Zone 2	\$ 46,809
Roads Impact Fees Zone 2	58,456
Roads Impact Fees Zone 4	-
Parks Impact Fees Z-2	3,815
Public Building Impact Fees	2,249
Library Impact Fees	1,448
Grand Total	<u>\$ 112,776</u>

<u>Summary of Impact Fees</u>	<u>FY 2021 Actual</u>
School	\$ 46,809
Roads	58,456
Parks	3,815
Public Building	2,249
Library	1,448
Grand Total	<u>\$ 112,776</u>

**Board of County Commissioners
Detail Impact Fee Revenue
Town of Gulfstream**

<u>Descriptions</u>	<u>FY 2021 Actual</u>
School Impact Fee Zone 3	\$ -
Roads Impact Fees Zone 5	938
Parks Impact Fees Z-3	-
Public Building Impact Fees	294
Grand Total	<u>\$ 1,232</u>

<u>Summary of Impact Fees</u>	<u>FY 2021 Actual</u>
School	\$ -
Roads	938
Parks	-
Public Building	294
Grand Total	<u>\$ 1,232</u>

**Board of County Commissioners
Detail Impact Fee Revenue
Town of Haverhill**

<u>Descriptions</u>	<u>FY 2021 Actual</u>
School Impact Fee Zone 2	\$ 4,183
Roads Impact Fees Zone 2	1,378
Law Enforcement Impact Fees	124
Fire Rescue Impact Fees	267
Parks Impact Fees Z-2	709
Public Building Impact Fees	165
Library Impact Fees	179
Grand Total	<u>\$ 7,005</u>

<u>Summary of Impact Fees</u>	<u>FY 2021 Actual</u>
School	\$ 4,183
Roads	1,378
Law	124
Fire Rescue	267
Parks	709
Public Building	165
Library	179
Grand Total	<u>\$ 7,005</u>

**Board of County Commissioners
Detail Impact Fee Revenue
Town of Highland Beach**

<u>Descriptions</u>	<u>FY 2021 Actual</u>
School Impact Fee Zone 3	\$ -
Roads Impact Fees Zone 5	-
Parks Impact Fees Z-3	-
Public Building Impact Fees	-
Grand Total	<u><u>\$ -</u></u>

<u>Summary of Impact Fees</u>	<u>FY 2021 Actual</u>
School	\$ -
Roads	-
Parks	-
Public Building	-
Grand Total	<u><u>\$ -</u></u>

**Board of County Commissioners
Detail Impact Fee Revenue
Town of Hypoluxo**

<u>Descriptions</u>	<u>FY 2021 Actual</u>
School Impact Fee Zone 2	\$ -
Roads Impact Fees Zone 4	-
Parks Impact Fees Z-2	-
Public Building Impact Fees	-
Library Impact Fees	-
Grand Total	<u>\$ -</u>

<u>Summary of Impact Fees</u>	<u>FY 2021 Actual</u>
School	\$ -
Roads	-
Parks	-
Public Building	-
Library	-
Grand Total	<u>\$ -</u>

**Board of County Commissioners
Detail Impact Fee Revenue
Town of Juno Beach**

<u>Descriptions</u>	<u>FY 2021 Actual</u>
School Impact Fee Zone 1	\$ 126,037
Roads Impact Fees Zone 1	56,588
Fire Rescue Impact Fees	5,332
Parks Impact Fees Z-1	13,210
Public Building Impact Fees	4,776
Library Impact Fees	5,204
Grand Total	<u>\$ 211,148</u>

<u>Summary of Impact Fees</u>	<u>FY 2021 Actual</u>
School	\$ 126,037
Roads	56,588
Fire Rescue	5,332
Parks	13,210
Public Building	4,776
Library	5,204
Grand Total	<u>\$ 211,148</u>

**Board of County Commissioners
Detail Impact Fee Revenue
Town of Jupiter**

<u>Descriptions</u>	<u>FY 2021 Actual</u>
School Impact Fee Zone 1	\$ 527,545
Roads Impact Fees Zone 1	236,725
Fire Rescue Impact Fees	24,569
Parks Impact Fees Z-1	28,286
Public Building Impact Fees	30,078
Library Impact Fees	21,837
Grand Total	<u>\$ 869,040</u>

<u>Summary of Impact Fees</u>	<u>FY 2021 Actual</u>
School	\$ 527,545
Roads	236,725
Fire Rescue	24,569
Parks	28,286
Public Building	30,078
Library	21,837
Grand Total	<u>\$ 869,040</u>

**Board of County Commissioners
Detail Impact Fee Revenue
Town of Jupiter Inlet Colony**

<u>Descriptions</u>	<u>FY 2021 Actual</u>
School Impact Fee Zone 1	\$ -
Parks Impact Fees Z-1	-
Public Building Impact Fees	-
Library Impact Fees	-
Grand Total	<u>\$ -</u>

<u>Summary of Impact Fees</u>	<u>FY 2021 Actual</u>
School	\$ -
Parks	-
Public Building	-
Library	-
Grand Total	<u>\$ -</u>

**Board of County Commissioners
Detail Impact Fee Revenue
Town of Lake Clarke Shores**

<u>Descriptions</u>	<u>FY 2021 Actual</u>
School Impact Fee Zone 2	\$ -
Roads Impact Fees Zone 2	-
Fire Rescue Impact Fees	-
Parks Impact Fees Z-2	-
Public Building Impact Fees	-
Library Impact Fees	-
Grand Total	<u><u>\$ -</u></u>

<u>Summary of Impact Fees</u>	<u>FY 2021 Actual</u>
School	\$ -
Roads	-
Fire Rescue	-
Parks	-
Public Building	-
Library	-
Grand Total	<u><u>\$ -</u></u>

**Board of County Commissioners
Detail Impact Fee Revenue
Town of Lake Park**

<u>Descriptions</u>	<u>FY 2021 Actual</u>
School Impact Fee Zone 1	\$ -
Roads Impact Fees Zone 1	49,873
Parks Impact Fees Z-1	-
Fire Rescue Impact Fees	676
Public Building Impact Fees	1,676
Library Impact Fees	-
Grand Total	<u>\$ 52,225</u>

<u>Summary of Impact Fees</u>	<u>FY 2021 Actual</u>
School	\$ -
Roads	49,873
Parks	-
Fire Rescue	676
Public Building	1,676
Library	-
Grand Total	<u>\$ 52,225</u>

**Board of County Commissioners
Detail Impact Fee Revenue
Town of Lantana**

<u>Descriptions</u>	<u>FY 2021 Actual</u>
School Impact Fee Zone 1	\$ 2,201
School Impact Fee Zone 2	2,973
Roads Impact Fees Zone 4	-
Fire Rescue Impact Fees	-
Parks Impact Fees Z-2	289
Public Building Impact Fees	130
Grand Total	<u>\$ 5,593</u>

<u>Summary of Impact Fees</u>	<u>FY 2021 Actual</u>
School	\$ 5,174
Roads	-
Fire Rescue	-
Parks	289
Public Building	130
Grand Total	<u>\$ 5,593</u>

**Board of County Commissioners
Detail Impact Fee Revenue
City of Lake Worth**

<u>Descriptions</u>	<u>FY 2021 Actual</u>
School Impact Fee Zone 1	\$ 51,512
School Impact Fee Zone 2	730,287
Roads Impact Fees Zone 2	94,627
Roads Impact Fees Zone 4	646,933
Parks Impact Fees Z-2	64,460
Fire Rescue Impact Fees	45,695
Public Building Impact Fees	38,541
Grand Total	<u><u>\$ 1,672,056</u></u>

<u>Summary of Impact Fees</u>	<u>FY 2021 Actual</u>
School	\$ 781,799
Roads	741,560
Parks	64,460
Fire Rescue	45,695
Public Building	38,541
Grand Total	<u><u>\$ 1,672,056</u></u>

**Board of County Commissioners
Detail Impact Fee Revenue
Town of Lantana**

<u>Descriptions</u>	<u>FY 2021 Actual</u>
School Impact Fee Zone 1	\$ 2,201
School Impact Fee Zone 2	2,973
Roads Impact Fees Zone 4	-
Fire Rescue Impact Fees	-
Parks Impact Fees Z-2	289
Public Building Impact Fees	130
Grand Total	<u><u>\$ 5,593</u></u>

<u>Summary of Impact Fees</u>	<u>FY 2021 Actual</u>
School	\$ 5,174
Roads	-
Fire Rescue	-
Parks	289
Public Building	130
Grand Total	<u><u>\$ 5,593</u></u>

**Board of County Commissioners
Detail Impact Fee Revenue
Town of Loxahatchee Groves**

<u>Descriptions</u>	<u>FY 2021 Actual</u>
School Impact Fee Zone 4	\$ 19,338
Roads Impact Fees Zone 3	183,734
Parks Impact Fees Z-2	4,266
Fire Rescue Impact Fees	4,048
Law Enforcement Impact Fees	1,905
Public Building Impact Fees	10,159
Library Impact Fees	1,122
Grand Total	<u>\$ 224,572</u>

<u>Summary of Impact Fees</u>	<u>FY 2021 Actual</u>
School	\$ 19,338
Roads	183,734
Parks	4,266
Fire Rescue	4,048
Law	1,905
Public Building	10,159
Library	1,122
Grand Total	<u>\$ 224,572</u>

**Board of County Commissioners
Detail Impact Fee Revenue
Town of Manalapan**

<u>Descriptions</u>	<u>FY 2021 Actual</u>
School Impact Fee Zone 2	\$ -
Roads Impact Fees Zone 4	-
Parks Impact Fees Z-2	-
Public Building Impact Fees	-
Grand Total	<u><u>\$ -</u></u>

<u>Summary of Impact Fees</u>	<u>FY 2021 Actual</u>
School	\$ -
Roads	-
Parks	-
Public Building	-
Grand Total	<u><u>\$ -</u></u>

**Board of County Commissioners
Detail Impact Fee Revenue
Town of Mangonia Park**

<u>Descriptions</u>	<u>FY 2021 Actual</u>
School Impact Fee Zone 2	\$ 30,159
Roads Impact Fees Zone 2	48,803
Parks Impact Fees Z-2	3,352
Public Building Impact Fees	2,613
Library Impact Fees	1,055
Grand Total	<u>\$ 85,982</u>

<u>Summary of Impact Fees</u>	<u>FY 2021 Actual</u>
School	\$ 30,159
Roads	48,803
Parks	3,352
Public Building	2,613
Library	1,055
Grand Total	<u>\$ 85,982</u>

**Board of County Commissioners
Detail Impact Fee Revenue
Village of North Palm Beach**

<u>Descriptions</u>	<u>FY 2021 Actual</u>
School Impact Fee Zone 1	\$ 11,924
Roads Impact Fees Zone 1	2,467
Parks Impact Fees Z-1	761
Public Building Impact Fees	745
Grand Total	<u>\$ 15,897</u>

<u>Summary of Impact Fees</u>	<u>FY 2021 Actual</u>
School	\$ 11,924
Roads	2,467
Parks	761
Public Building	745
Grand Total	<u>\$ 15,897</u>

**Board of County Commissioners
Detail Impact Fee Revenue
Town of Ocean Ridge**

<u>Descriptions</u>	<u>FY 2021 Actual</u>
School Impact Fee Zone 1	\$ 440
School Impact Fee Zone 2	-
School Impact Fee Zone 3	-
Roads Impact Fees Zone 4	-
Parks Impact Fees Z-2	58
Parks Impact Fees Z-3	-
Public Building Impact Fees	90
Library Impact Fees	98
Grand Total	<u><u>\$ 686</u></u>

<u>Summary of Impact Fees</u>	<u>FY 2021 Actual</u>
School	\$ 440
Roads	-
Fire Rescue	
Parks	58
Public Building	90
Library	98
Grand Total	<u><u>\$ 686</u></u>

**Board of County Commissioners
Detail Impact Fee Revenue
City of Pahokee**

<u>Descriptions</u>	<u>FY 2021 Actual</u>
Public Building Impact Fees	\$ -
Library Impact Fees	-
Grand Total	<u>\$ -</u>

<u>Summary of Impact Fees</u>	<u>FY 2021 Actual</u>
Public Building	\$ -
Library	-
Grand Total	<u>\$ -</u>

**Board of County Commissioners
Detail Impact Fee Revenue
Town of Palm Beach**

<u>Descriptions</u>	<u>FY 2021 Actual</u>
School Impact Fee Zone 1	\$ 18,854
School Impact Fee Zone 2	13,208
Roads Impact Fees Zone 2	18,226
Parks Impact Fees Z-2	2,132
Public Building Impact Fees	1,409
Grand Total	<u>\$ 53,829</u>

<u>Summary of Impact Fees</u>	<u>FY 2021 Actual</u>
School	\$ 32,063
Roads	18,226
Parks	2,132
Public Building	1,409
Grand Total	<u>\$ 53,829</u>

**Board of County Commissioners
Detail Impact Fee Revenue
City of Palm Beach Gardens**

<u>Descriptions</u>	<u>FY 2021 Actual</u>
School Impact Fee Zone 1	\$ 3,725,074
Roads Impact Fees Zone 1	2,697,105
Roads Impact Fees Zone 3	-
Parks Impact Fees Z-2	342,442
Public Building Impact Fees	184,670
Library Impact Fees	140,313
Grand Total	<u>\$ 7,089,603</u>

<u>Summary of Impact Fees</u>	<u>FY 2021 Actual</u>
School	\$ 3,725,074
Roads	2,697,105
Parks	342,442
Public Building	184,670
Library	140,313
Grand Total	<u>\$ 7,089,603</u>

**Board of County Commissioners
Detail Impact Fee Revenue
Town of Palm Beach Shores**

<u>Descriptions</u>	<u>FY 2021 Actual</u>
School Impact Fee Zone 1	\$ 440
Roads Impact Fees Zone 1	-
Parks Impact Fees Z-1	34
Public Building Impact Fees	27
Library Impact Fees	29
Grand Total	<u>\$ 530</u>

<u>Summary of Impact Fees</u>	<u>FY 2021 Actual</u>
School	\$ 440
Roads	-
Parks	34
Public Building	27
Library	29
Grand Total	<u>\$ 530</u>

**Board of County Commissioners
Detail Impact Fee Revenue
Village of Palm Springs**

<u>Descriptions</u>	<u>FY 2021 Actual</u>
School Impact Fee Zone 2	\$ 191,497
Roads Impact Fees Zone 2	215,027
Parks Impact Fees Z-2	36,362
Fire Rescue Impact Fees	7,289
Public Building Impact Fees	9,830
Grand Total	<u>\$ 460,005</u>

<u>Summary of Impact Fees</u>	<u>FY 2021 Actual</u>
School	\$ 191,497
Roads	215,027
Fire Rescue	36,362
Parks	7,289
Public Building	9,830
Grand Total	<u>\$ 460,005</u>

**Board of County Commissioners
Detail Impact Fee Revenue
City of Riviera Beach**

<u>Descriptions</u>	<u>FY 2021 Actual</u>
School Impact Fee Zone 1	\$ 1,287,274
School Impact Fee Zone 2	-
Roads Impact Fees Zone 1	748,627
Roads Impact Fees Zone 2	-
Parks Impact Fees Z-1	113,900
Parks Impact Fees Z-2	-
Public Building Impact Fees	48,098
Grand Total	<u><u>\$ 2,197,900</u></u>

<u>Summary of Impact Fees</u>	<u>FY 2021 Actual</u>
School	\$ 1,287,274
Roads	748,627
Parks	113,900
Public Building	48,098
Grand Total	<u><u>\$ 2,197,900</u></u>

**Board of County Commissioners
Detail Impact Fee Revenue
Village of Royal Palm Beach**

<u>Descriptions</u>	<u>FY 2021 Actual</u>
School Impact Fee Zone 2	\$ (3,304)
School Impact Fee Zone 4	735,456
Roads Impact Fees Zone 3	613,201
Parks Impact Fees Z-2	65,596
Fire Rescue Impact Fees	30,600
Public Building Impact Fees	27,325
Library Impact Fees	26,150
Grand Total	<u><u>\$ 1,495,025</u></u>

<u>Summary of Impact Fees</u>	<u>FY 2021 Actual</u>
School	\$ 732,153
Roads	613,201
Parks	65,596
Fire Rescue	30,600
Public Building	27,325
Library	26,150
Grand Total	<u><u>\$ 1,495,025</u></u>

**Board of County Commissioners
Detail Impact Fee Revenue
Town of South Palm Beach**

<u>Descriptions</u>	<u>FY 2021 Actual</u>
School Impact Fee Zone 2	\$ -
Roads Impact Fees Zone 2	-
Roads Impact Fees Zone 4	-
Parks Impact Fees Z-2	-
Public Building Impact Fees	-
Library Impact Fees	-
Grand Total	<u>\$ -</u>

<u>Summary of Impact Fees</u>	<u>FY 2021 Actual</u>
School	\$ -
Roads	-
Parks	-
Public Building	-
Library	-
Grand Total	<u>\$ -</u>

**Board of County Commissioners
Detail Impact Fee Revenue
City of South Bay**

<u>Descriptions</u>	<u>FY 2021 Actual</u>
Public Building Impact Fees	\$ -
Library Impact Fees	-
Grand Total	<u>\$ -</u>

<u>Summary of Impact Fees</u>	<u>FY 2021 Actual</u>
Public Building	\$ -
Library	-
Grand Total	<u>\$ -</u>

**Board of County Commissioners
Detail Impact Fee Revenue
Village of Tequesta**

<u>Descriptions</u>	<u>FY 2021 Actual</u>
School Impact Fee Zone 1	\$ 545,792
Roads Impact Fees Zone 1	201,804
Parks Impact Fees Z-1	49,514
Public Building Impact Fees	16,818
Library Impact Fees	19,903
Grand Total	<u>\$ 833,831</u>

<u>Summary of Impact Fees</u>	<u>FY 2021 Actual</u>
School	\$ 545,792
Roads	201,804
Parks	49,514
Public Building	16,818
Library	19,903
Grand Total	<u>\$ 833,831</u>

**Board of County Commissioners
Detail Impact Fee Revenue
Unincorporated Palm Beach County**

<u>Descriptions</u>	<u>FY 2021 Actual</u>
School Impact Fee Zone 1	\$ 3,317,891
School Impact Fee Zone 2	4,219,300
School Impact Fee Zone 3	3,845,367
School Impact Fee Zone 4	778,452
Roads Impact Fees Zone 1	711,765
Roads Impact Fees Zone 2	1,264,247
Roads Impact Fees Zone 3	1,055,856
Roads Impact Fees Zone 4	5,177,808
Roads Impact Fees Zone 5	2,217,313
Parks Impact Fees Z-1	187,476
Parks Impact Fees Z-2	1,113,890
Parks Impact Fees Z-3	1,103,627
Fire Rescue Impact Fees	919,729
Law Enforcement Impact Fees Zone 2	410,431
Public Building Impact Fees	821,245
Library Impact Fees	716,928
Grand Total	<u>\$ 27,861,323</u>

<u>Summary of Impact Fees</u>	<u>FY 2021 Actual</u>
School	\$ 12,161,010
Roads	10,426,989
Parks	2,404,992
Fire Rescue	919,729
Law	410,431
Public Building	821,245
Library	716,928
Grand Total	<u>\$ 27,861,323</u>

**Board of County Commissioners
Detail Impact Fee Revenue
Village of Wellington**

<u>Descriptions</u>	<u>FY 2021 Actual</u>
School Impact Fee Zone 4	\$ 276,062
Roads Impact Fees Zone 3	273,868
Roads Impact Fees Zone 4	-
Law Enforcement Impact Fees Zone 2	-
Fire Rescue Impact Fees	24,791
Parks Impact Fees Z-2	32,172
Public Building Impact Fees	16,808
Library Impact Fees	13,132
Grand Total	<u>\$ 636,833</u>

<u>Summary of Impact Fees</u>	<u>FY 2021 Actual</u>
School	\$ 276,062
Roads	273,868
Law	-
Fire Rescue	24,791
Parks	32,172
Public Building	16,808
Library	13,132
Grand Total	<u>\$ 636,833</u>

**Board of County Commissioners
Detail Impact Fee Revenue
City of Westlake**

<u>Descriptions</u>	<u>FY 2021 Actual</u>
School Impact Fee Zone 4	\$ 3,787,094
Roads Impact Fees Zone 3	938
Roads Impact Fees Zone 4	-
Law Enforcement Impact Fees	94,459
Fire Rescue Impact Fees	203,396
Parks Impact Fees Z-2	610,393
Public Building Impact Fees	166,503
Library Impact Fees	173,070
Grand Total	<u><u>\$ 5,035,853</u></u>

<u>Summary of Impact Fees</u>	<u>FY 2021 Actual</u>
School	\$ 3,787,094
Roads	938
Law	94,459
Fire Rescue	203,396
Parks	610,393
Public Building	166,503
Library	173,070
Grand Total	<u><u>\$ 5,035,853</u></u>

**Board of County Commissioners
Detail Impact Fee Revenue
City of West Palm Beach**

<u>Descriptions</u>	<u>FY 2021 Actual</u>
School Impact Fee Zone 1	\$ 2,346,013
School Impact Fee Zone 2	3,151,217
School Impact Fee Zone 4	-
Roads Impact Fees Zone 2	5,965,716
Roads Impact Fees Zone 3	-
Parks Impact Fees Z-1	12,343
Parks Impact Fees Z-2	690,373
Public Building Impact Fees	292,308
Grand Total	<u><u>\$ 12,457,970</u></u>

<u>Summary of Impact Fees</u>	<u>FY 2021 Actual</u>
School	\$ 5,497,230
Roads	5,965,716
Parks	702,717
Public Building	292,308
Grand Total	<u><u>\$ 12,457,970</u></u>

**Board of County Commissioners
Impact Fees Expenditures
Road Program Zone 1**

<u>Project Name</u>	<u>FY 2021 Expenditure</u>
Northlake Blvd & Military Tr Intersection	\$ 835,282
PGA Blvd & Military Trail Intersection	486,141
Old Dixie Hwy/Park Ave-Northlake	161,777
Congress Ave/Northlake To Alt.A1A	346,629
Silver Bch Rd/E of Con-Old Dix	2,003,112
Toney Penna Dr & Old Dixie Hwy	50,158
PGA Blvd & Central Blvd Intersection	57,561
Hood Rd & Central Blvd Intersection	7,561
Hood Rd/E of Turnpike to W.Central Blvd	123,643
Blue Heron & Australian Intersection	11,726
Church St Limestone Creek Rd to W of Central Blvd	41,060
Central Blvd & University Blvd Intersection	800,806
Blue Heron & Congress Intersection Imp	20,354
Northlake Blvd & Military Tr Intersection Impr. (2EBL)	25,414
Ellison Wilson Rd. and Universe Blvd. Intersection	43,723
Donald Ross Rd., Prosperity Farms Rd. to E. of Ellison Wilson	31,669
Central Blvd, North of Indiantown Rd	892
Grand Total	<u>\$ 5,047,508</u>

**Board of County Commissioners
Impact Fees Expenditures
Road Program Zone 2**

<u>Project Name</u>	<u>FY 2021 Expenditure</u>
Florida Mango Rd Over LWDD L-9&L-10 Canals, Bridge Replace	\$ 54,512
Lake Worth Rd & Jog Rd Intersection	1,422
Palm Beach Lakes Blvd & N. Robbins Dr.	14,547
Okeechobee Blvd & Church St. Intersection	52,935
Australian Ave & 25th St Intersection	6,404
Florida Mango Rd, Barbados Rd To N Of Myrica Rd	241,028
Military Tr & Forest Hill Blvd Intersection	6,761,937
45th St/E Of Haverhill To W Of Military Trail	48,998
Fl Mango Over LWDD L-8 Canal S of Exuma Rd to N of Antigua Rd	34,830
10th Ave N & Boutwell Rd Intersection	4,380
Australian Ave/Banyan Blvd to 45th St	1,839,173
Florida Mango Rd Over LWDD L-6 Canal	10,161
Roebuck Rd/Jog Rd To Haverhill Rd	425,572
Haverhill Rd/N. Of Caribbean Blvd to Bee Line Hwy	3,309,424
Congress Ave & Palm Beach Lakes Blvd Intersection	321,041
Okeechobee Blvd/Haverhill Rd Intersection	22,818
Gun Club Rd, Forest Estates Dr to LWDD E 3 Canal	81,473
Kirk Rd, Summit Blvd to Gun Club Rd	178,179
Kirk Rd, LWDD L-7 to Summit Blvd	77,293
10th Ave N, W of Congress Ave to I-95	54,749
Australian Avenue, I-95 to Okeechobee Blvd	56,063
10th Ave. N. & Barnett Drive Intersection	33,204
Haverhill Rd., S. of Ceceile Ave. to N. of Century Blvd	12,413
Sherwood Forest Blvd., Lake Worth Rd to N of 10th Ave N	4,206
45th St & Haverhill Rd Intersection	4,651
Grand Total	<u>\$ 13,651,413</u>

**Board of County Commissioners
Impact Fees Expenditures
Road Program Zone 3**

<u>Project Name</u>	<u>FY 2021 Expenditure</u>
Northlake BL/Sem Pratt-Coconut	\$ 826,772
Benoist Farm Rd, SR 80 to Belvedere Rd	485,835
Seminole Pratt - Northlake/Beeline	259,520
Lyons Rd/Lake Worth Rd to N of LWDD L-10 Canal	880,744
Seminole PW - Sycamore/Orange	2,057
Acreage Access Road - Persimmon Blvd to 60th St.	300
Seminole PW - Orange/Northlake	500,842
60th St. N., Little Gator Lane to 140th Ave N	3,247
Royal Palm Beach Blvd From M-Canal To S of Orange Blvd	419,260
Okeechobee Blvd and Jog Rd Intersection	314,526
Belvedere Road & Sansbury's Way	879
SR7 Extension, 60th St To Northlake Blvd	62,247
Coconut Blvd., Temple Blvd. to S. of Northlake Blvd	252,140
Royal Palm Beach Blvd. N of Persimmon to N of M Canal	42,640
SR7 and Weisman Way Intersection Improvements	94,128
60th Street N, Avocado Blvd to E. of 120th Ave. N.	90,541
60th St. N W of 140th Ave to Avocado Blvd	7,162
Orange Blvd. & Coconut Blvd. Intersection	8,828
Royal Palm Beach Blvd/ Orange Blvd/Coconut Blvd., S. of Orange	6,158
Jog Rd, Vista Pkwy S, Vista Pkwy N & Snelgrove Way RTL	14,350
Belvedere Rd & SR 7 Intersection	5,799
Grand Total	<u>\$ 4,277,976</u>

**Board of County Commissioners
Impact Fees Expenditures
Road Program Zone 4**

<u>Project Name</u>	<u>FY 2021 Expenditure</u>
Haverhill Rd/S Of LWDD-14 Canal To Lake Worth Rd	\$ 311
Lantana Rd @ Edgecliff Ave-W Rt Turn Lane	40
Gateway Blvd & Military Trail Intersection	14,596
Lantana Rd & Lawrence Rd Intersection	65,076
Lyons Road/Lantana Road To Lake Worth Rd	2,797,730
Gateway Blvd & High Ridge Rd Intersection	168,655
Hypoluxo Rd/Jog Rd Intersection Imp	64,528
Woolbright Rd Seacrest Blvd Intersection	98,600
Lantana Rd at Congress Ave Intersection	29,006
Melaleuca Lane and Jog Road Intersection	59,790
Miner Rd. and Congress Ave. Intersection	412
Military Trl. & Old Boynton Rd. Intersection	68,676
Old Boyntn Rd. & Lawrence Rd. Intersection	39,841
Gateway Blvd. & Lawrence Rd. Intersection	36,834
Hagen Ranch Rd., Smith Farm Blvd. to S. of Lantana Rd.	111,290
Hypoluxo Rd. & Town Commons Dr. Intersection	21,685
Miner Road from Military Trail to Lawrence Road	10,471
Haverhill Rd. Hypoluxo Rd. to Lantana Rd.	2,428
Miner Rd. & High Ridge Rd. Intersection	37,647
Boynton Beach Blvd and Acme Dairy Rd Intersection	105,860
Grand Total	<u>\$ 3,733,477</u>

**Board of County Commissioners
Impact Fees Expenditures
Road Program Zone 5**

<u>Project Name</u>	<u>FY 2021 Expenditure</u>
Lyons Rd.,N of LWDD L-30 Canal to Boynton Beach Blvd	\$ 465,426
Camino Real Rd, SW 17th Court to SW 7th Ave	10,567
W Atlantic Ave & Fla Turnpike Intersection	179,332
Glades Rd & Butts Rd Intersection Imp	13,335
Linton Blvd & Military Trail Intersection	37,685
Flavor Pict Rd/SR 7 to Lyons Rd	12,822
Lyons Rd/Clint Moore Rd To Atlantic Ave	2,178,350
S.W. 3rd St From SR 7 To E of SR7	41,873
Sandalfoot Blvd From SR7 To E of SR7	27,143
Old Dixie From Yamato Rd to Linton	29,414
SE 23rd Ave And Federal Highway Intersection	43,063
Palmetto Park Road/E Of Military To I-95	113,014
Palmetto Park Rd Over LWDD E-4 Canal, Bridge Replacement	406,322
Palmetto Park Rd & Lyons Rd Intersection	16,077
Yamato Road, Lakeridge Blvd To W Of Florida's Turnpike	15,973
Clint Moore Rd, Oaks Club Dr To Long Lake Dr	42,930
Clint Moore Rd/Jog Rd Intersection Imp	39,608
Clint Moore Rd/Military Trail Intersection Imp	32,721
Hagen Ranch Rd & Atlantic Ave Intersection	8,936
S.W. 18th St/Boca Rio Rd. Intersection	66,103
Linton Blvd. & Jog Rd. Intersection	16,921
Lake Ida Rd. & Hagen Ranch Rd. Intersection	38,203
Del Prado Circle North at Palmetto Circle North, SB to WB Ri	10,046
Del Prado Circle South at Palmetto Circle North, EB to SB Ri	7,879
Linton Blvd and Old Dixie Hwy Intersection	4,480
Lyons Rd/Norte Lago to Pine Springs Dr.	8,625
Lyons Rd. Atlantic Ave to S. of Flavor Pict Rd	8,484
Boca Rio Rd. Palmetto Park Rd to Glades Rd	2,923
Sims Rd Lake of Delray Blvd to Atlantic Ave	3,436
SW 18th St. & SR 7 Intersection	14,208
Palmetto Park Rd & SR 7 Intersection	12,952
Clint Moore Rd & SR 7 Intersection	3,748
Del Prado Circle N at Palmetto Circle N EB to SB Right Turn	11,214
Jog Rd. Potomac Rd to Yamato Rd	6,017
Grand Total	<u>\$ 3,929,830</u>

**Board of County Commissioners
Impact Fees Expenditures
Law Enforcement**

<u>Project Name</u>	<u>FY 2021 Expenditure</u>
PBSO District 1 Substation & Marine Unit	\$ 404,893
Grand Total	<u>\$ 404,893</u>

**Board of County Commissioners
Impact Fees Expenditures
Fire Rescue**

<u>Project Name</u>	<u>FY 2021 Expenditure</u>
Station 22 Replacement	\$ 4,120
Fire Station #41 North	174,919
Grand Total	<u>\$ 179,039</u>

**Board of County Commissioners
Impact Fees Expenditures
Parks & Recreation Zone 1**

<u>Project Name</u>	<u>FY 2021 Expenditure</u>
Carlin Park Improvements	\$ 5,908
Dubois Park Improvements	21,326
Carlin Park Pickleball Court Improvement	43,126
Grand Total	<u>\$ 70,360</u>

**Board of County Commissioners
Impact Fees Expenditures
Parks & Recreation Zone 2**

<u>Project Name</u>	<u>FY 2021 Expenditure</u>
John Prince Campground Phase III	\$ 1,419,607
Lantana District I Design and Development	30,147
Okeeheelee South Park Dev Phase III	4,175
John Prince Park Improvements Phase IV	8,923
Okeeheelee Park Special Events Area	76,055
John Prince Park Sewer Expansion	24,770
Villages of Windsor Park Design & Development Phase I	1,234
John Prince Park Pickleball Court Improvement	45,000
Grand Total	<u>\$ 1,609,911</u>

**Board of County Commissioners
Impact Fees Expenditures
Parks & Recreation Zone 3**

<u>Project Name</u>	<u>FY 2021 Expenditure</u>
Canyons District Park Design & Dev	\$ 877,077
South County Regional Park Phase III 2008	121,840
Morikami Museum and Japanese Gardens Expansion	400
Grand Total	<u>\$ 999,317</u>

**Board of County Commissioners
Impact Fees Expenditures
Public Building**

<u>Project Name</u>	<u>FY 2021 Expenditure</u>
	\$ -
Grand Total	<u>\$ -</u>

**Board of County Commissioners
Impact Fees Expenditures
Library**

<u>Project Name</u>	<u>FY 2021 Expenditure</u>
Canyon Branch	\$ 508,416
Grand Total	<u>\$ 508,416</u>

**Board of County Commissioners
Impact Fees Expenditures
School Zone 1**

<u>Project Name</u>	<u>FY 2021 Expenditure</u>
School Impact Fees	\$ 10,160,674
Grand Total	<u>\$ 10,160,674</u>

**Board of County Commissioners
Impact Fees Expenditures
School Zone 2**

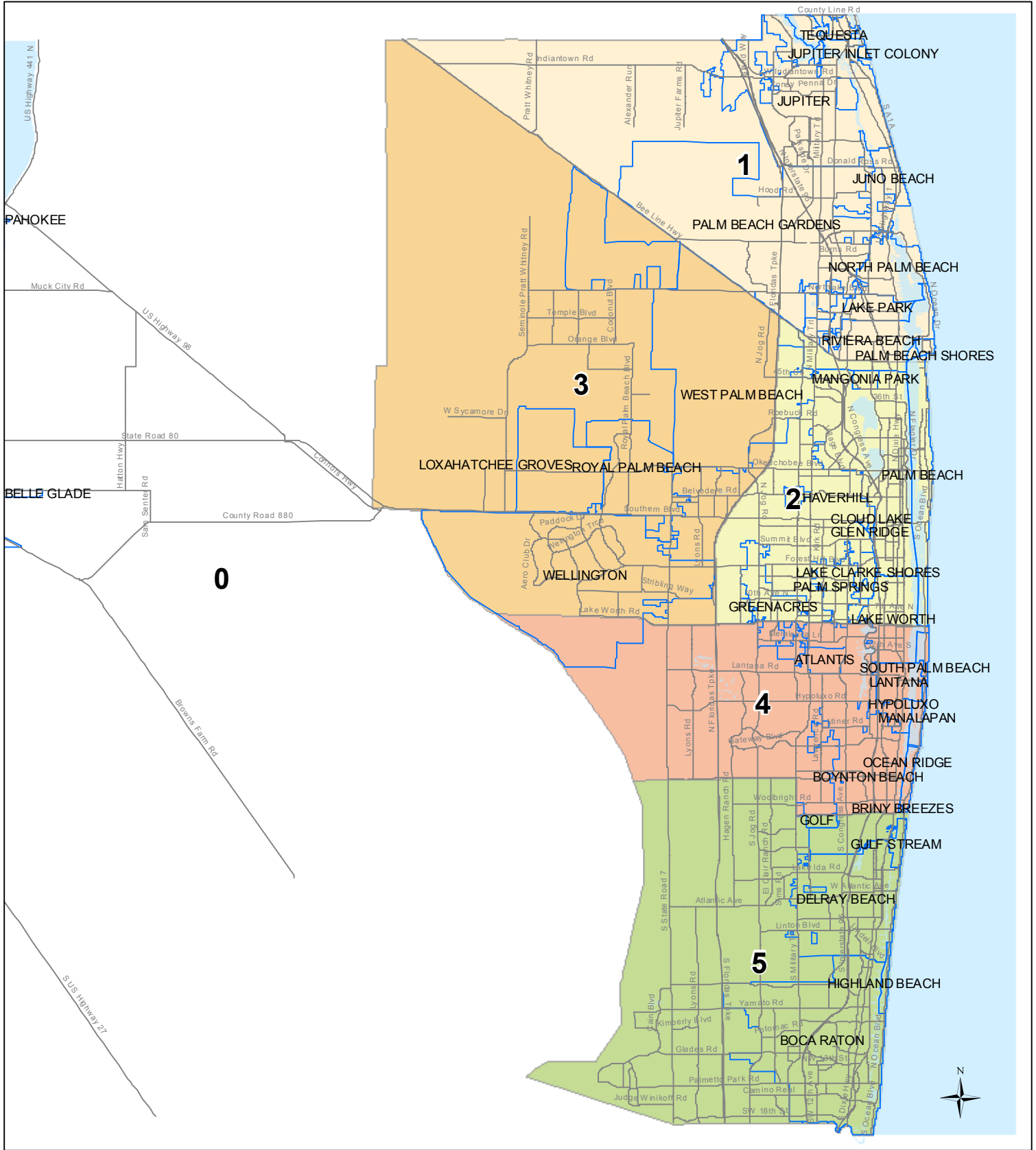
<u>Project Name</u>	<u>FY 2021 Expenditure</u>
School Impact Fees	\$ 15,332,130
Grand Total	<u>\$ 15,332,130</u>

**Board of County Commissioners
Impact Fees Expenditures
School Zone 3**

<u>Project Name</u>	<u>FY 2021 Expenditure</u>
School Impact Fees	\$ 13,578,213
Grand Total	<u>\$ 13,578,213</u>

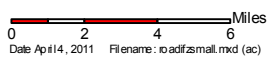
**Board of County Commissioners
Impact Fees Expenditures
School Zone 4**

<u>Project Name</u>	<u>FY 2021 Expenditure</u>
School Impact Fees	\$ 7,776,377
Grand Total	<u>\$ 7,776,377</u>



ROAD IMPACT FEE ZONES

- + Municipal Boundaries
 - 1
 - 2
 - 3
 - 4
 - 5

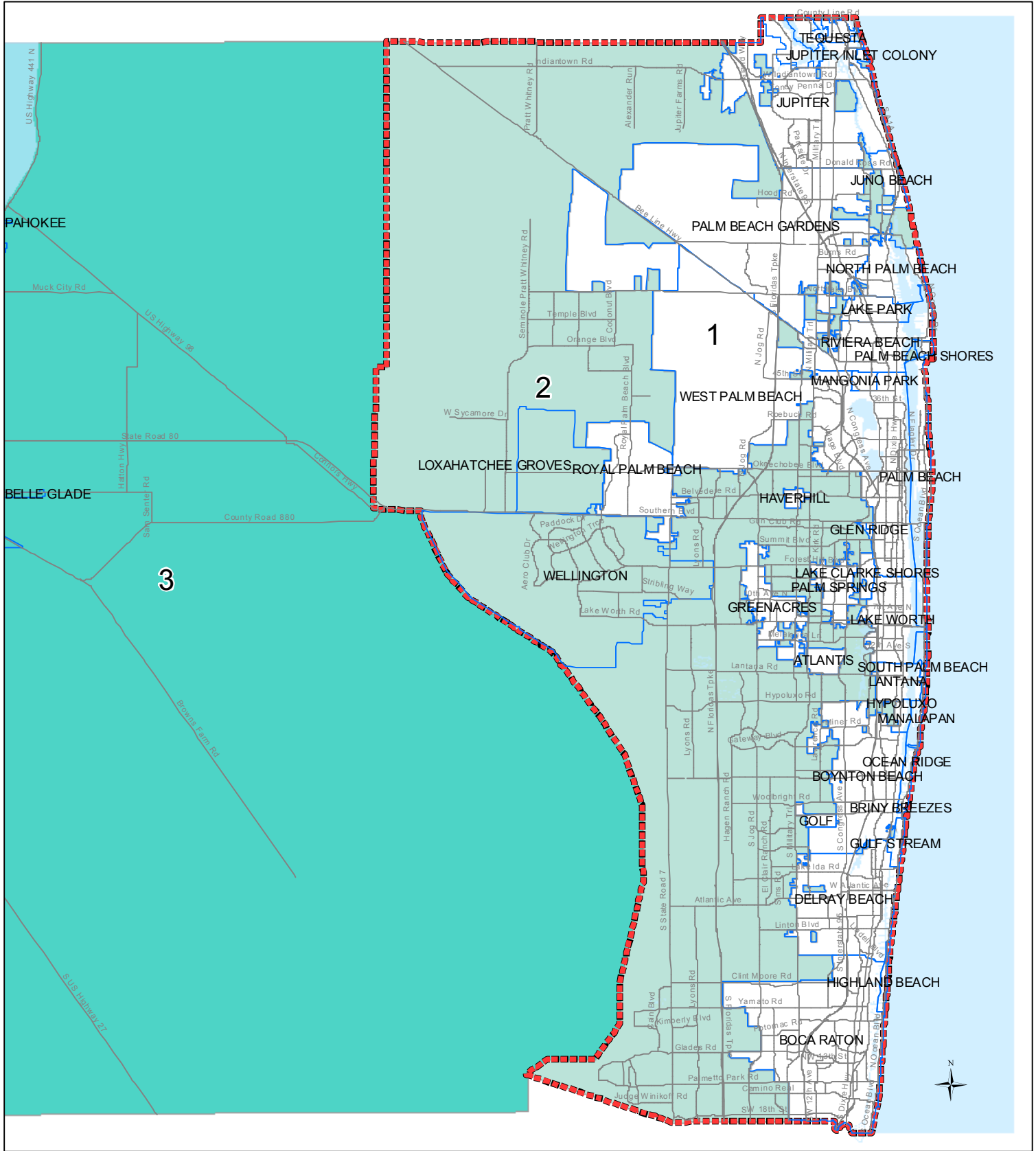


Date: April 14, 2011 File name: roadimpactzones.mxd (ac)



Planning, Zoning and Building Department - GIS

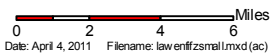
2300 N. Jog Road
 West Palm Beach, FL 33411
 (561) 233-5000
 pzmap@pbcgov.org
 www.pbcgov.com/pzb



LAW ENFORCEMENT PATROL IMPACT FEE ZONES

Municipal Boundaries

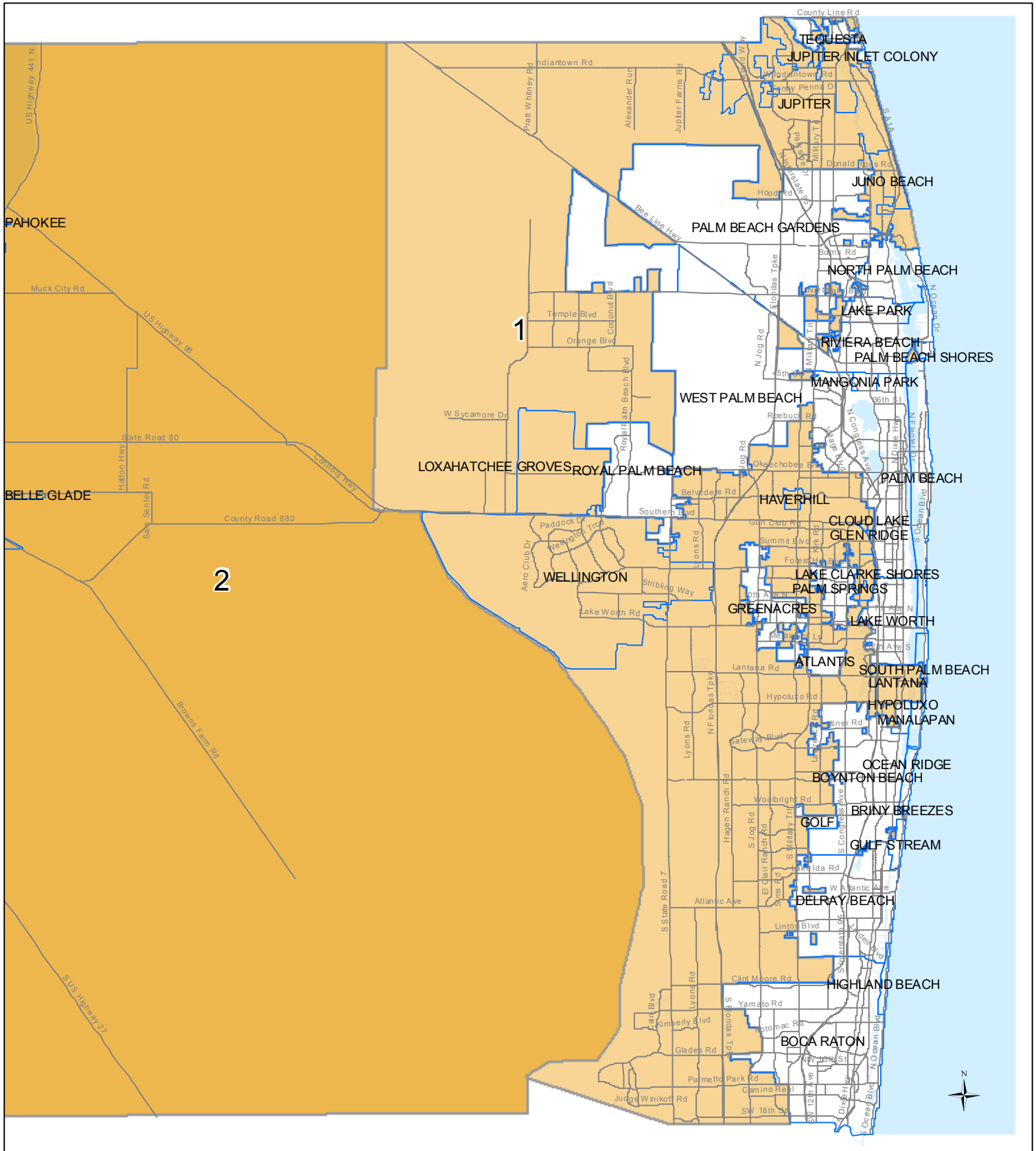
- 1
- 2
- 3






Date: April 4, 2011 Filename: lawenfzsmall.mxd (ac)

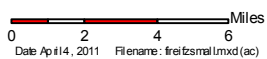


**Planning, Zoning and Building
Department - GIS**
 2300 N. Jog Road
 West Palm Beach, FL 33411
 (561) 233-5000
 pzmap@pbc.gov.org
 www.pbcgov.com/pzb

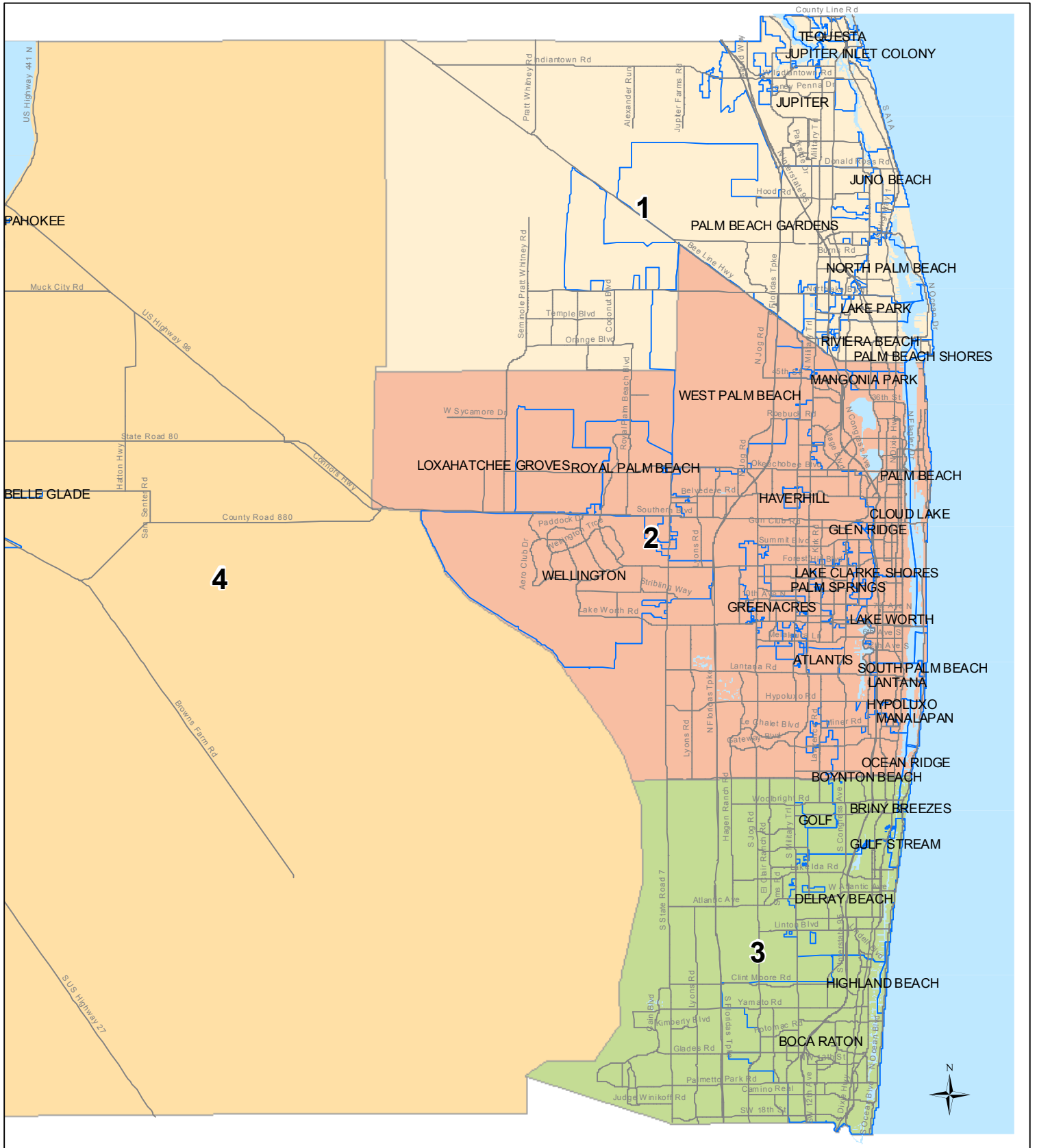


FIRE IMPACT FEE ZONES






-  Municipal Boundaries
-  1
-  2

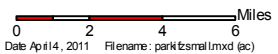


**Planning, Zoning and Building
Department - GIS**
2300 N. Jog Road
West Palm Beach, FL 33411
(561) 233-5000
pzmap@pbcgov.com
www.pbcgov.com/pzb



PARK IMPACT FEE ZONES

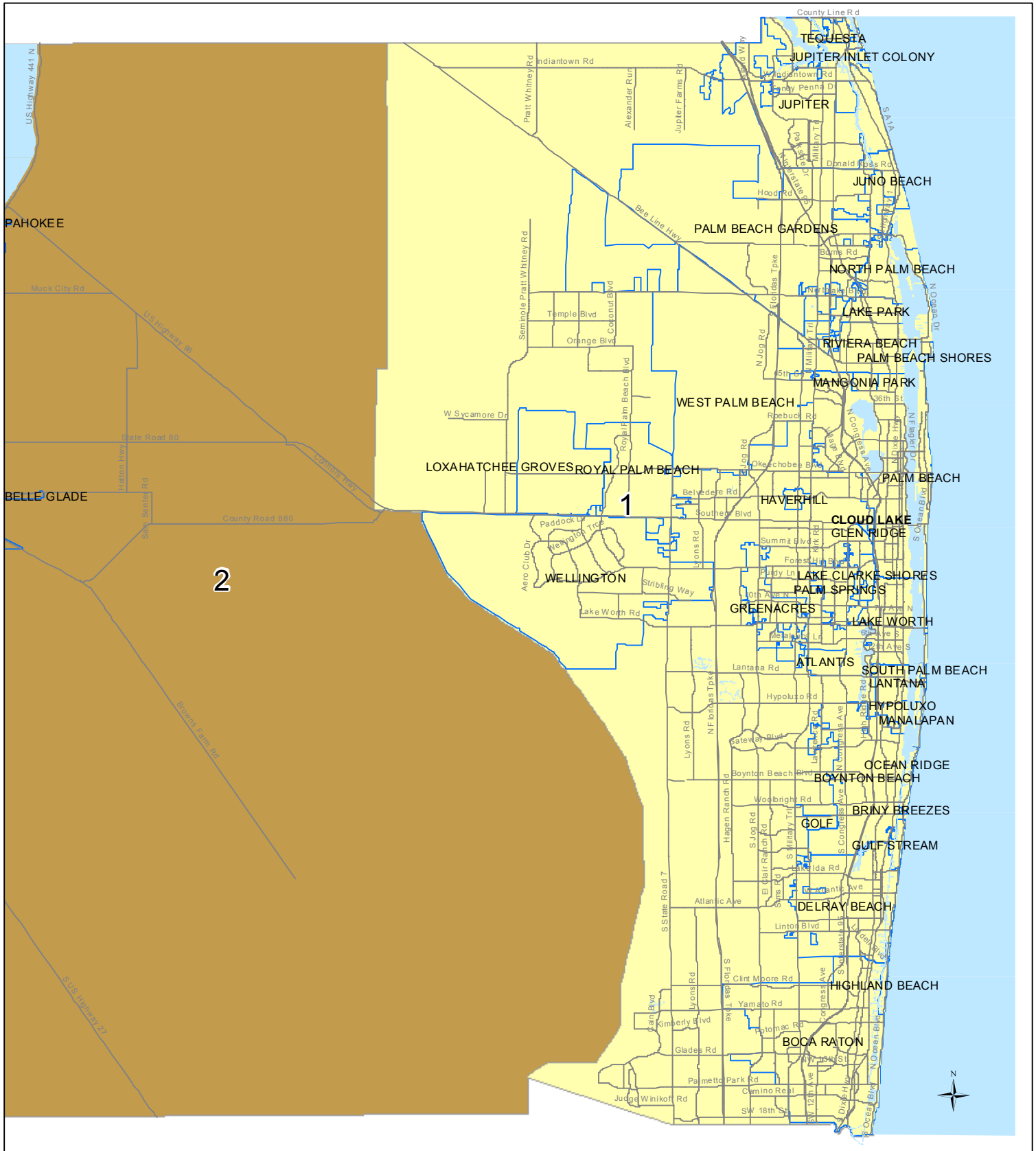
-  Municipal Boundaries
-  1
-  3
-  2
-  4



Date: April 4, 2011 File name: parkfsmal.mxd (c)

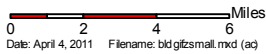


Planning, Zoning and Building Department - GIS
 2300 N. Jog Road
 West Palm Beach, FL 33411
 (561) 233-5000
 pzmap@pbcgov.org
 www.pbcgov.com/pzb



PUBLIC BUILDING IMPACT FEE ZONES

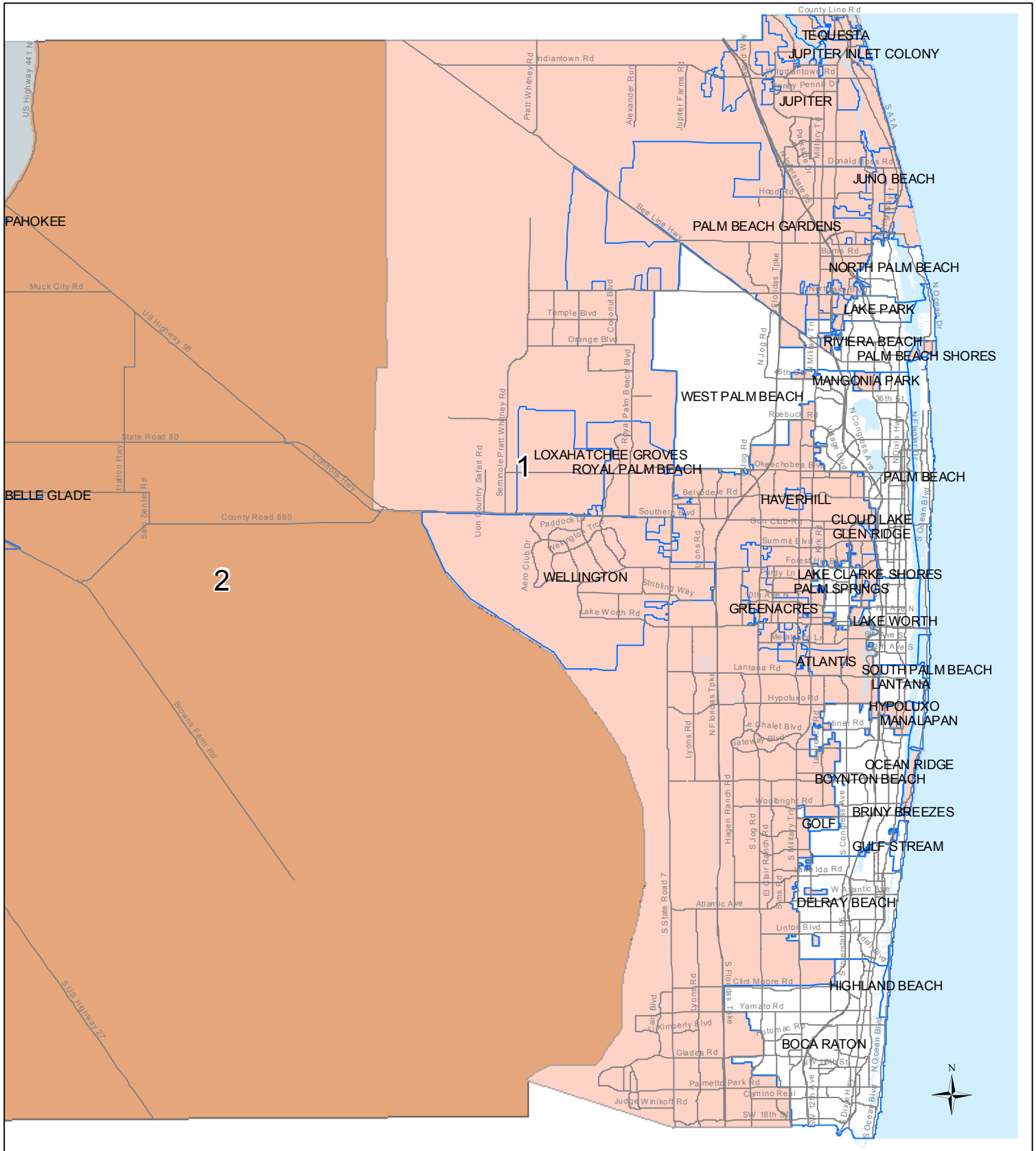
- Municipal Boundaries
- 1
- 2






Date: April 4, 2011 Filename: bldgzsmall.mxd (a)

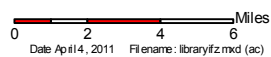


Planning, Zoning and Building Department - GIS
 2300 N. Jog Road
 West Palm Beach, FL 33411
 (561) 233-5000
 pzmap@pbcgov.org
 www.pbogov.com/pzb



LIBRARY IMPACT FEE ZONES

-  Municipal Boundaries
-  1
-  2



Date: April 4, 2011 File name: libraryifz.mxd (ac)



Planning, Zoning and Building Department - GIS

2300 N. Jog Road
 West Palm Beach, FL 33411
 (561) 233-5000
 pzmap@pbcgov.org
 www.pbcgov.com/pzb