

Impact Fee Report

Fiscal Year 2022



Board of County Commissioners



ACKNOWLEDGEMENTS

Special recognition is given to the following individuals for their effort in coordinating and preparing the FY 2022 Impact Fee Report.

Office of Financial Management & Budget

Sherry Brown, Director of OFMB
Robyn Lawrence, Director of Financial Management Division
Derrek Moore, Impact Fee Manager
Margarett Charles, Financial Analyst II

Municipal Collecting Agents

Boca Raton
Boynton Beach
Briny Breezes
Delray Beach
Golf
Greenacres
Juno Beach
Jupiter
Mangonia Park
North Palm Beach
Palm Beach Gardens
Palm Springs
Riviera Beach
Royal Palm Beach
Tequesta
Wellington
Westlake

Special thanks to:

County Commissioners, County Administrator, and Assistant County Administrators for their continuous support of the Impact Fee Program.

Palm Beach County's PZ&B Building Division and Accounting Staff for their efforts in the collection and accounting of Impact Fees.

Palm Beach County's Information System Services Department and the Palm Beach County Clerk's Finance Department for their continued support of the Impact Fee program.

**Palm Beach County
Board of County Commissioners
Impact Fee Report
Fiscal Year 2022**

Table of Contents

Introductory Letter.....	1
Impact Fee Summary Highlights.....	2
Impact Fee Revenues & Expenditures for Fiscal Years 2017 - 2022	3
Summary of Impact Fee Revenues by Zone.....	4
Summary of Impact Fee Expenditures by Zone	5
Summary of Impact Fee Revenues by Municipality.....	6
Credit Summary Report.....	7
Impact Fee Revenues by Municipality.....	8
Impact Fee Expenditures by Benefit Zone.....	49
Impact Fee Expenditures for Roads.....	50
Impact Fee Expenditures for Law Enforcement.....	55
Impact Fee Expenditures for Fire Rescue.....	56
Impact Fee Expenditures for Parks.....	57
Impact Fee Expenditures for Public Buildings.....	60
Impact Fee Expenditures for Libraries.....	61
Impact Fee Expenditures for Schools.....	62
Impact Fee Benefit Zone Maps.....	66
Impact Fee Benefit Zone Map for Roads.....	67
Impact Fee Benefit Zone Map for Law Enforcement.....	68
Impact Fee Benefit Zone Map for Fire Rescue.....	69
Impact Fee Benefit Zone Map for Parks.....	70
Impact Fee Benefit Zone Map for Public Buildings.....	71
Impact Fee Benefit Zone Map for Libraries.....	72
Impact Fee Benefit Zone Map for Schools.....	73



**Office of
Financial Management & Budget**

P.O. Box 1989
West Palm Beach, FL 33402-1989
(561) 355-2580
FAX: (561) 355-2109
www.pbcgov.com



**Palm Beach County
Board of County
Commissioners**

Gregg K. Weiss, Mayor
Maria Sachs, Vice Mayor

Maria G. Marino
Michael A. Barnett
Marcy Woodward
Sara Baxter
Mack Bernard

County Administrator

Verdenia C. Baker

*"An Equal Opportunity
Affirmative Action Employer"*

Official Electronic Letterhead

INTEROFFICE COMMUNICATION

TO: Gregg Weiss, Mayor, Members of the Board of County Commissioners, County Administration, Department Directors, and Project Managers

THRU: Sherry Brown, Director
Office of Financial Management and Budget

FROM: Robyn Lawrence, Director of Financial Management
Office of Financial Management and Budget

DATE: **May 10, 2023**

SUBJECT: Palm Beach County Impact Fee Report Period Ending September 30, 2022

In accordance with the requirements of the Impact Fee Ordinance and Sec. 163.31801 F.S., OFMB has prepared the Palm Beach County Impact Fee Report for fiscal year 2022. The report is available on the Impact Fee Office’s website at www.pbcgov.com/pzb/impactfees. Along the left margin, select Financial Report for Fiscal Year 2022.

The report provides detailed financial information about revenue collections by impact fee type, benefit zone, and municipality. The program generated revenues totaling \$64.4 million for fiscal year 2022. The report also shows expenditures by project and by benefit zone. As required under the Chapter 13 of the Uniform Land development Code (ULDC), funds were only expended on new or expanded capital facilities that benefit growth.

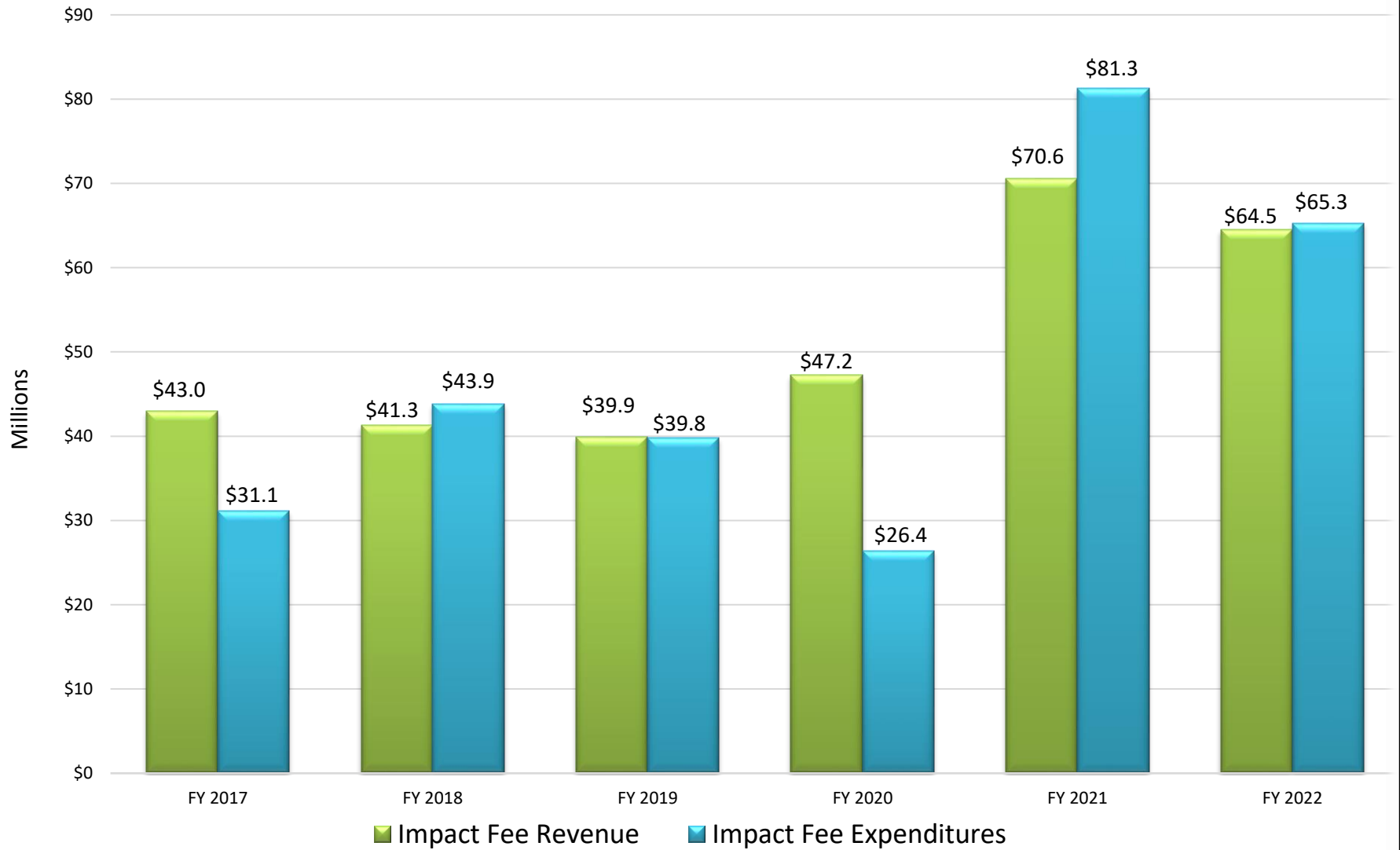
Should you have any questions regarding the report or impact fees, please contact Derrek A. Moore, Palm Beach County Impact Fee Manager, at (561) 233-5025.

cc: Derrek Moore, Impact Fee Manager
Margarett Charles, Financial Analyst II
City Managers

Impact Fee *Summary* Highlights



Impact Fee Revenues & Expenditures For Fiscal Years 2017 - 2022



**Board of County Commissioners
Collection of Impact Fees
By Zone**

Descriptions	FY 2022 Actual
School Program	
Impact Fee Zone 1	\$ 29,441,929
Impact Fee Zone 2	222,617
Impact Fee Zone 3	2,378,173
Impact Fee Zone 4	1,382,775
Road Program	
Impact Fees Zone 1	3,978,608
Impact Fees Zone 2	8,726,596
Impact Fees Zone 3	2,162,515
Impact Fees Zone 4	3,210,945
Impact Fees Zone 5	4,709,034
Law Enforcement Program	
Law Enforcement Impact Fees	372,754
Fire Rescue Program	
Fire Rescue Impact Fees	1,332,133
Parks Program	
Impact Fees Z-1	727,810
Impact Fees Z-2	2,450,292
Impact Fees Z-3	566,904
Public Building Program	
Public Building Impact Fees	1,862,137
Library Program	
Library Impact Fees	959,709
Grand Total	\$ 64,484,929
Summary of Impact Fees	
	FY 2022 Actual
School	\$ 33,425,494
Road	22,787,697
Law Enforcement	372,754
Fire/Rescue	1,332,133
Parks	3,745,006
Public Building	1,862,137
Library	959,709
Grand Total	\$ 64,484,929

**Board of County Commissioners
Summary of Impact Fee Expenditures
By Zone**

<u>Descriptions</u>	<u>FY 2022 Actual</u>
School Program	
Impact Fee Zone 1	\$ 25,811,239
Impact Fee Zone 2	2,978,050
Impact Fee Zone 3	2,825,837
Impact Fee Zone 4	2,609,430
Road Program	
Impact Fees Zone 1	2,107,145
Impact Fees Zone 2	5,694,857
Impact Fees Zone 3	5,853,085
Impact Fees Zone 4	4,599,664
Impact Fees Zone 5	7,792,152
Law Enforcement	
Law Enforcement Impact Fees	163,307
Fire Rescue Program	
Fire Rescue Impact Fees	1,201,118
Parks Program	
Impact Fees Z-1	408,651
Impact Fees Z-2	407,335
Impact Fees Z-3	1,852,773
Public Building Program	
Public Building Impact Fees	-
Library Program	
Library Impact Fees	1,009,756
Grand Total	<u><u>\$ 65,314,398</u></u>
 Summary of Impact Fees	
<hr/>	
	FY 2022 Actual
School	\$ 34,224,556
Road	26,046,902
Law Enforcement	163,307
Fire/Rescue	1,201,118
Parks	2,668,760
Public Building	-
Library	1,009,756
Grand Total	<u><u>\$ 65,314,398</u></u>

**Board of County Commissioners
Summary of Impact Fee Revenue
By Municipality**

<u>Descriptions</u>	<u>FY 2022 Actual</u>
Atlantis	\$ -
Belle Glade	-
Boca Raton	4,294,059
Boynton Beach	1,093,291
Briny Breeze	-
Cloud Lake	12,611
Delray Beach	3,601,834
Glen Ridge	-
Golf	298,843
Greenacres	925,357
Gulfstream	35,254
Haverhill	14,473
Highland Beach	-
Hypoluxo	-
Juno Beach	24,523
Jupiter	1,253,370
Jupiter Inlet Colony	-
Lake Clarke Shores	2,993
Lake Park	704,197
Lake Worth	2,040,973
Lantana	-
Loxahatchee Groves	401,926
Manalapan	-
Mangonia Park	1,563,900
North Palm Beach	19,929
Ocean Ridge	36,028
Pahokee	-
Palm Beach	59,560
Palm Beach Gardens	6,853,442
Palm Beach Shores	-
Palm Springs	1,333,396
Riviera Beach	797,311
Royal Palm Beach	1,261,451
South Bay	-
South Palm Beach	-
Tequesta	104,761
Unincorporated P.B.C.	23,050,055
Wellington	374,369
Westlake	4,060,223
West Palm Beach	10,266,802
Grand Total	<u>\$ 64,484,929</u>

**Palm Beach County
Credit Summary Report
Fiscal Year 2022**

Impact Fee Components September-2022	<----- Monthly Credit ----->		<----- Total Credit ----->		Available Credit Balances as of September 30, 2022
	Allowed	Used	Authorized	Used	
Fire Rescue	\$0.00	\$0.00	\$19,956.54	\$19,956.54	\$0.00
Parks	\$0.00	\$31,628.65	\$8,361,045.40	\$3,949,577.13	\$4,411,468.27
Schools	\$0.00	\$0.00	\$13,291,723.15	\$11,904,594.17	\$1,387,128.98
Roads	\$0.00	\$69,085.00	\$156,954,966.92	\$131,438,174.70	\$25,516,792.22
Libraries	\$0.00	\$0.00	\$8,213.94	\$8,213.94	\$0.00
Public Buildings	\$0.00	\$0.00	\$11,179.82	\$7,557.02	\$3,622.80
Law - Patrol	\$0.00	\$0.00	\$4,079.14	\$4,079.14	\$0.00
Law - County	\$0.00	\$0.00	\$411.50	\$8.04	\$403.46
Total	\$0.00	\$100,713.65	\$178,651,576.41	\$147,332,160.68	\$31,319,415.73



Impact Fee
REVENUE BY
MUNICIPALITY

**Board of County Commissioners
Detail Impact Fee Revenue
City of Atlantis**

<u>Descriptions</u>	<u>FY 2022 Actual</u>
School Impact Fee Zone 1	\$ -
School Impact Fee Zone 2	-
Roads Impact Fees Zone 4	-
Parks Impact Fees Z-2	-
Public Building Impact Fees	-
Library Impact Fees	-
Grand Total	<u><u>\$ -</u></u>

<u>Summary of Impact Fees</u>	<u>FY 2022 Actual</u>
School	\$ -
Roads	-
Parks	-
Public Building	-
Library	-
Grand Total	<u><u>\$ -</u></u>

**Board of County Commissioners
Detail Impact Fee Revenue
City of Belle Glade**

<u>Descriptions</u>	<u>FY 2022 Actual</u>
Public Building Impact Fees	\$ -
Library Impact Fees	-
Grand Total	<u>\$ -</u>

<u>Summary of Impact Fees</u>	<u>FY 2022 Actual</u>
Public Building	\$ -
Library	-
Grand Total	<u>\$ -</u>

**Board of County Commissioners
Detail Impact Fee Revenue
City of Boca Raton**

<u>Descriptions</u>	<u>FY 2022 Actual</u>
School Impact Fee Zone 1	\$ 810,985
School Impact Fee Zone 3	997,391
Roads Impact Fees Zone 5	2,165,406
Parks Impact Fees Z-3	123,706
Public Building Impact Fees	196,571
Grand Total	<u>\$ 4,294,059</u>

<u>Summary of Impact Fees</u>	<u>FY 2022 Actual</u>
School	\$ 1,808,376
Roads	2,165,406
Parks	123,706
Public Building	196,571
Grand Total	<u>\$ 4,294,059</u>

**Board of County Commissioners
Detail Impact Fee Revenue
City of Boynton Beach**

<u>Descriptions</u>	<u>FY 2022 Actual</u>
School Impact Fee Zone 1	\$ 567,757
School Impact Fee Zone 2	19,413
School Impact Fee Zone 3	103,796
Roads Impact Fees Zone 4	171,396
Roads Impact Fees Zone 5	164,192
Parks Impact Fees Z-2	25,677
Parks Impact Fees Z-3	13,993
Public Building Impact Fees	27,067
Grand Total	<u><u>\$1,093,291</u></u>

<u>Summary of Impact Fees</u>	<u>FY 2022 Actual</u>
School	\$ 690,965
Roads	335,588
Parks	39,670
Public Building	27,067
Grand Total	<u><u>\$1,093,291</u></u>

**Board of County Commissioners
Detail Impact Fee Revenue
Town of Briny Breeze**

<u>Descriptions</u>	<u>FY 2022 Actual</u>
School Impact Fee Zone 3	\$ -
Roads Impact Fees Zone 4	-
Parks Impact Fees Z-3	-
Public Building Impact Fees	-
Grand Total	<u>\$ -</u>

<u>Summary of Impact Fees</u>	<u>FY 2022 Actual</u>
School	\$ -
Roads	-
Parks	-
Public Building	-
Grand Total	<u>\$ -</u>

**Board of County Commissioners
Detail Impact Fee Revenue
Town of Cloud Lake**

<u>Descriptions</u>	<u>FY 2022 Actual</u>
School Impact Fee Zone 1	\$ 6,383
Roads Impact Fees Zone 2	4,557
Law Enforcement Impact Fees	124
Fire Rescue Impact Fees	267
Parks Impact Fees Z-2	831
Public Building Impact Fees	215
Library Impact Fees	235
Grand Total	<u><u>\$ 12,611</u></u>

<u>Summary of Impact Fees</u>	<u>FY 2022 Actual</u>
School	\$ 6,383
Roads	4,557
Law	124
Fire Rescue	267
Parks	831
Public Building	215
Library	235
Grand Total	<u><u>\$ 12,611</u></u>

**Board of County Commissioners
Detail Impact Fee Revenue
City of Delray Beach**

<u>Descriptions</u>	<u>FY 2022 Actual</u>
School Impact Fee Zone 1	\$ 626,995
School Impact Fee Zone 3	1,276,986
Roads Impact Fees Zone 5	1,513,424
Parks Impact Fees Z-3	111,951
Public Building Impact Fees	72,478
Grand Total	<u><u>\$ 3,601,834</u></u>

<u>Summary of Impact Fees</u>	<u>FY 2022 Actual</u>
School	\$ 1,903,981
Roads	1,513,424
Parks	111,951
Public Building	72,478
Grand Total	<u><u>\$ 3,601,834</u></u>

**Board of County Commissioners
Detail Impact Fee Revenue
Town of Glen Ridge**

<u>Descriptions</u>	<u>FY 2022 Actual</u>
School Impact Fee Zone 2	\$ -
Roads Impact Fees Zone 2	-
Law Enforcement Impact Fees	-
Fire Rescue Impact Fees	-
Parks Impact Fees Z-2	-
Public Building Impact Fees	-
Library Impact Fees	-
Grand Total	\$ -

<u>Summary of Impact Fees</u>	<u>FY 2022 Actual</u>
School	\$ -
Roads	-
Law	-
Fire Rescue	-
Parks	-
Public Building	-
Library	-
Grand Total	\$ -

**Board of County Commissioners
Detail Impact Fee Revenue
Village of Golf**

<u>Descriptions</u>	<u>FY 2022 Actual</u>
School Impact Fee Zone 3	\$ -
Roads Impact Fees Zone 5	287,388
Law Enforcement Impact Fees	2,235
Parks Impact Fees Z-3	-
Public Building Impact Fees	9,221
Grand Total	<u>\$ 298,843</u>

<u>Summary of Impact Fees</u>	<u>FY 2022 Actual</u>
School	\$ -
Roads	287,388
Law	2,235
Parks	-
Public Building	9,221
Grand Total	<u>\$ 298,843</u>

**Board of County Commissioners
Detail Impact Fee Revenue
City of Greenacres**

<u>Descriptions</u>	<u>FY 2022 Actual</u>
School Impact Fee Zone 1	\$ 438,735
School Impact Fee Zone 2	97,301
Roads Impact Fees Zone 2	301,907
Roads Impact Fees Zone 4	3,302
Parks Impact Fees Z-2	48,475
Public Building Impact Fees	17,144
Library Impact Fees	18,493
Grand Total	<u>\$ 925,357</u>

<u>Summary of Impact Fees</u>	<u>FY 2022 Actual</u>
School	\$ 536,036
Roads	305,209
Parks	48,475
Public Building	17,144
Library	18,493
Grand Total	<u>\$ 925,357</u>

**Board of County Commissioners
Detail Impact Fee Revenue
Town of Gulfstream**

<u>Descriptions</u>	<u>FY 2022 Actual</u>
School Impact Fee Zone 1	\$ 18,854
Roads Impact Fees Zone 5	13,670
Parks Impact Fees Z-3	1,978
Public Building Impact Fees	752
Grand Total	<u>\$ 35,254</u>

<u>Summary of Impact Fees</u>	<u>FY 2022 Actual</u>
School	\$ 18,854
Roads	13,670
Parks	1,978
Public Building	752
Grand Total	<u>\$ 35,254</u>

**Board of County Commissioners
Detail Impact Fee Revenue
Town of Haverhill**

<u>Descriptions</u>	<u>FY 2022 Actual</u>
School Impact Fee Zone 1	\$ 8,144
School Impact Fee Zone 2	-
Roads Impact Fees Zone 2	4,557
Law Enforcement Impact Fees	124
Fire Rescue Impact Fees	267
Parks Impact Fees Z-2	883
Public Building Impact Fees	239
Library Impact Fees	260
Grand Total	<u>\$ 14,473</u>

<u>Summary of Impact Fees</u>	<u>FY 2022 Actual</u>
School	\$ 8,144
Roads	4,557
Law	124
Fire Rescue	267
Parks	883
Public Building	239
Library	260
Grand Total	<u>\$ 14,473</u>

**Board of County Commissioners
Detail Impact Fee Revenue
Town of Highland Beach**

<u>Descriptions</u>	<u>FY 2022 Actual</u>
School Impact Fee Zone 3	\$ -
Roads Impact Fees Zone 5	-
Parks Impact Fees Z-3	-
Public Building Impact Fees	-
Grand Total	<u>\$ -</u>

<u>Summary of Impact Fees</u>	<u>FY 2022 Actual</u>
School	\$ -
Roads	-
Parks	-
Public Building	-
Grand Total	<u>\$ -</u>

**Board of County Commissioners
Detail Impact Fee Revenue
Town of Hypoluxo**

<u>Descriptions</u>	<u>FY 2022 Actual</u>
School Impact Fee Zone 2	\$ -
Roads Impact Fees Zone 4	-
Parks Impact Fees Z-2	-
Public Building Impact Fees	-
Library Impact Fees	-
Grand Total	<u>\$ -</u>

<u>Summary of Impact Fees</u>	<u>FY 2022 Actual</u>
School	\$ -
Roads	-
Parks	-
Public Building	-
Library	-
Grand Total	<u>\$ -</u>

**Board of County Commissioners
Detail Impact Fee Revenue
Town of Juno Beach**

<u>Descriptions</u>	<u>FY 2022 Actual</u>
School Impact Fee Zone 1	\$ 12,570
Roads Impact Fees Zone 1	9,113
Fire Rescue Impact Fees	533
Parks Impact Fees Z-1	1,319
Public Building Impact Fees	473
Library Impact Fees	515
Grand Total	<u>\$ 24,523</u>

<u>Summary of Impact Fees</u>	<u>FY 2022 Actual</u>
School	\$ 12,570
Roads	9,113
Fire Rescue	533
Parks	1,319
Public Building	473
Library	515
Grand Total	<u>\$ 24,523</u>

**Board of County Commissioners
Detail Impact Fee Revenue
Town of Jupiter**

<u>Descriptions</u>	<u>FY 2022 Actual</u>
School Impact Fee Zone 1	\$ 176,659
Roads Impact Fees Zone 1	698,810
Fire Rescue Impact Fees	292,615
Parks Impact Fees Z-1	8,599
Public Building Impact Fees	69,842
Library Impact Fees	6,845
Grand Total	<u>\$ 1,253,370</u>

<u>Summary of Impact Fees</u>	<u>FY 2022 Actual</u>
School	\$ 176,659
Roads	698,810
Fire Rescue	292,615
Parks	8,599
Public Building	69,842
Library	6,845
Grand Total	<u>\$ 1,253,370</u>

**Board of County Commissioners
Detail Impact Fee Revenue
Town of Jupiter Inlet Colony**

<u>Descriptions</u>	<u>FY 2022 Actual</u>
School Impact Fee Zone 1	\$ -
Parks Impact Fees Z-1	-
Public Building Impact Fees	-
Library Impact Fees	-
Grand Total	<u>\$ -</u>

<u>Summary of Impact Fees</u>	<u>FY 2022 Actual</u>
School	\$ -
Parks	-
Public Building	-
Library	-
Grand Total	<u>\$ -</u>

**Board of County Commissioners
Detail Impact Fee Revenue
Town of Lake Clarke Shores**

<u>Descriptions</u>	<u>FY 2022 Actual</u>
School Impact Fee Zone 1	\$ 2,640
Roads Impact Fees Zone 2	-
Fire Rescue Impact Fees	-
Parks Impact Fees Z-2	191
Public Building Impact Fees	77
Library Impact Fees	85
Grand Total	<u>\$ 2,993</u>

<u>Summary of Impact Fees</u>	<u>FY 2022 Actual</u>
School	\$ 2,640
Roads	-
Fire Rescue	-
Parks	191
Public Building	77
Library	85
Grand Total	<u>\$ 2,993</u>

**Board of County Commissioners
Detail Impact Fee Revenue
Town of Lake Park**

<u>Descriptions</u>	<u>FY 2022 Actual</u>
School Impact Fee Zone 1	\$ 17,831
Roads Impact Fees Zone 1	629,047
Parks Impact Fees Z-1	1,975
Fire Rescue Impact Fees	26,115
Public Building Impact Fees	29,229
Library Impact Fees	-
Grand Total	<u>\$ 704,197</u>

<u>Summary of Impact Fees</u>	<u>FY 2022 Actual</u>
School	\$ 17,831
Roads	629,047
Parks	1,975
Fire Rescue	26,115
Public Building	29,229
Library	-
Grand Total	<u>\$ 704,197</u>

**Board of County Commissioners
Detail Impact Fee Revenue
Town of Lantana**

<u>Descriptions</u>	<u>FY 2022 Actual</u>
School Impact Fee Zone 1	\$ -
School Impact Fee Zone 2	-
Roads Impact Fees Zone 4	-
Fire Rescue Impact Fees	-
Parks Impact Fees Z-2	-
Public Building Impact Fees	-
Grand Total	<u><u>\$ -</u></u>

<u>Summary of Impact Fees</u>	<u>FY 2022 Actual</u>
School	\$ -
Roads	-
Fire Rescue	-
Parks	-
Public Building	-
Grand Total	<u><u>\$ -</u></u>

**Board of County Commissioners
Detail Impact Fee Revenue
City of Lake Worth**

<u>Descriptions</u>	<u>FY 2022 Actual</u>
School Impact Fee Zone 1	\$ 964,626
School Impact Fee Zone 2	-
Roads Impact Fees Zone 2	863,028
Roads Impact Fees Zone 4	30,097
Parks Impact Fees Z-2	84,841
Fire Rescue Impact Fees	51,835
Public Building Impact Fees	46,545
Grand Total	<u><u>\$ 2,040,973</u></u>

<u>Summary of Impact Fees</u>	<u>FY 2022 Actual</u>
School	\$ 964,626
Roads	893,125
Parks	84,841
Fire Rescue	51,835
Public Building	46,545
Grand Total	<u><u>\$ 2,040,973</u></u>

**Board of County Commissioners
Detail Impact Fee Revenue
Town of Loxahatchee Groves**

<u>Descriptions</u>	<u>FY 2022 Actual</u>
School Impact Fee Zone 1	\$ 56,152
School Impact Fee Zone 4	-
Roads Impact Fees Zone 3	310,475
Parks Impact Fees Z-2	7,914
Fire Rescue Impact Fees	10,092
Law Enforcement Impact Fees	3,239
Public Building Impact Fees	11,780
Library Impact Fees	2,275
Grand Total	<u>\$ 401,926</u>

<u>Summary of Impact Fees</u>	<u>FY 2022 Actual</u>
School	\$ 56,152
Roads	310,475
Parks	7,914
Fire Rescue	10,092
Law	3,239
Public Building	11,780
Library	2,275
Grand Total	<u>\$ 401,926</u>

**Board of County Commissioners
Detail Impact Fee Revenue
Town of Manalapan**

<u>Descriptions</u>	<u>FY 2022 Actual</u>
School Impact Fee Zone 2	\$ -
Roads Impact Fees Zone 4	-
Parks Impact Fees Z-2	-
Public Building Impact Fees	-
Grand Total	<u><u>\$ -</u></u>

<u>Summary of Impact Fees</u>	<u>FY 2022 Actual</u>
School	\$ -
Roads	-
Parks	-
Public Building	-
Grand Total	<u><u>\$ -</u></u>

**Board of County Commissioners
Detail Impact Fee Revenue
Town of Mangonia Park**

<u>Descriptions</u>	<u>FY 2022 Actual</u>
School Impact Fee Zone 1	\$ 945,064
School Impact Fee Zone 2	-
Roads Impact Fees Zone 2	451,604
Parks Impact Fees Z-2	104,684
Public Building Impact Fees	29,932
Library Impact Fees	32,616
Grand Total	<u><u>\$ 1,563,900</u></u>

<u>Summary of Impact Fees</u>	<u>FY 2022 Actual</u>
School	\$ 945,064
Roads	451,604
Parks	104,684
Public Building	29,932
Library	32,616
Grand Total	<u><u>\$ 1,563,900</u></u>

**Board of County Commissioners
Detail Impact Fee Revenue
Village of North Palm Beach**

<u>Descriptions</u>	<u>FY 2022 Actual</u>
School Impact Fee Zone 1	\$ 13,467
Roads Impact Fees Zone 1	4,557
Parks Impact Fees Z-1	1,210
Public Building Impact Fees	695
Grand Total	<u>\$ 19,929</u>

<u>Summary of Impact Fees</u>	<u>FY 2022 Actual</u>
School	\$ 13,467
Roads	4,557
Parks	1,210
Public Building	695
Grand Total	<u>\$ 19,929</u>

**Board of County Commissioners
Detail Impact Fee Revenue
Town of Ocean Ridge**

<u>Descriptions</u>	<u>FY 2022 Actual</u>
School Impact Fee Zone 1	\$ 18,854
Roads Impact Fees Zone 4	13,670
Parks Impact Fees Z-2	659
Parks Impact Fees Z-3	1,319
Public Building Impact Fees	730
Library Impact Fees	796
Grand Total	<u>\$ 36,028</u>

<u>Summary of Impact Fees</u>	<u>FY 2022 Actual</u>
School	\$ 18,854
Roads	13,670
Parks	1,978
Public Building	730
Library	796
Grand Total	<u>\$ 36,028</u>

**Board of County Commissioners
Detail Impact Fee Revenue
City of Pahokee**

<u>Descriptions</u>	<u>FY 2022 Actual</u>
Public Building Impact Fees	\$ -
Library Impact Fees	-
Grand Total	<u><u>\$ -</u></u>

<u>Summary of Impact Fees</u>	<u>FY 2022 Actual</u>
Public Building	\$ -
Library	-
Grand Total	<u><u>\$ -</u></u>

**Board of County Commissioners
Detail Impact Fee Revenue
Town of Palm Beach**

<u>Descriptions</u>	<u>FY 2022 Actual</u>
School Impact Fee Zone 1	\$ 36,325
School Impact Fee Zone 2	-
Roads Impact Fees Zone 1	4,557
Roads Impact Fees Zone 2	14,627
Parks Impact Fees Z-1	383
Parks Impact Fees Z-2	2,061
Public Building Impact Fees	1,608
Grand Total	<u><u>\$ 59,560</u></u>

<u>Summary of Impact Fees</u>	<u>FY 2022 Actual</u>
School	\$ 36,325
Roads	19,184
Parks	2,444
Public Building	1,608
Grand Total	<u><u>\$ 59,560</u></u>

**Board of County Commissioners
Detail Impact Fee Revenue
City of Palm Beach Gardens**

<u>Descriptions</u>	<u>FY 2022 Actual</u>
School Impact Fee Zone 1	\$ 4,819,417
Roads Impact Fees Zone 1	1,174,330
Parks Impact Fees Z-1	477,088
Public Building Impact Fees	189,254
Library Impact Fees	193,352
Grand Total	<u>\$ 6,853,442</u>

<u>Summary of Impact Fees</u>	<u>FY 2022 Actual</u>
School	\$ 4,819,417
Roads	1,174,330
Parks	477,088
Public Building	189,254
Library	193,352
Grand Total	<u>\$ 6,853,442</u>

**Board of County Commissioners
Detail Impact Fee Revenue
Town of Palm Beach Shores**

<u>Descriptions</u>	<u>FY 2022 Actual</u>
School Impact Fee Zone 1	\$ -
Parks Impact Fees Z-1	-
Public Building Impact Fees	-
Library Impact Fees	-
Grand Total	<u>\$ -</u>

<u>Summary of Impact Fees</u>	<u>FY 2022 Actual</u>
School	\$ -
Parks	-
Public Building	-
Library	-
Grand Total	<u>\$ -</u>

**Board of County Commissioners
Detail Impact Fee Revenue
Village of Palm Springs**

<u>Descriptions</u>	<u>FY 2022 Actual</u>
School Impact Fee Zone 1	\$ 509,630
School Impact Fee Zone 2	107,705
Roads Impact Fees Zone 2	582,583
Parks Impact Fees Z-2	75,853
Fire Rescue Impact Fees	30,260
Public Building Impact Fees	27,366
Grand Total	<u>\$ 1,333,396</u>

<u>Summary of Impact Fees</u>	<u>FY 2022 Actual</u>
School	\$ 617,335
Roads	582,583
Fire Rescue	75,853
Parks	30,260
Public Building	27,366
Grand Total	<u>\$ 1,333,396</u>

**Board of County Commissioners
Detail Impact Fee Revenue
City of Riviera Beach**

<u>Descriptions</u>	<u>FY 2022 Actual</u>
School Impact Fee Zone 1	\$ 584,982
Roads Impact Fees Zone 1	190,392
Parks Impact Fees Z-1	12,173
Public Building Impact Fees	9,764
Grand Total	<u>\$ 797,311</u>

<u>Summary of Impact Fees</u>	<u>FY 2022 Actual</u>
School	\$ 584,982
Roads	190,392
Parks	12,173
Public Building	9,764
Grand Total	<u>\$ 797,311</u>

**Board of County Commissioners
Detail Impact Fee Revenue
Village of Royal Palm Beach**

<u>Descriptions</u>	<u>FY 2022 Actual</u>
School Impact Fee Zone 1	\$ 265,238
School Impact Fee Zone 2	(1,802)
School Impact Fee Zone 4	239,705
Roads Impact Fees Zone 3	645,742
Parks Impact Fees Z-2	45,428
Fire Rescue Impact Fees	23,576
Public Building Impact Fees	25,396
Library Impact Fees	18,168
Grand Total	<u><u>\$ 1,261,451</u></u>

<u>Summary of Impact Fees</u>	<u>FY 2022 Actual</u>
School	\$ 503,141
Roads	645,742
Parks	45,428
Fire Rescue	23,576
Public Building	25,396
Library	18,168
Grand Total	<u><u>\$ 1,261,451</u></u>

**Board of County Commissioners
Detail Impact Fee Revenue
City of South Bay**

<u>Descriptions</u>	<u>FY 2022 Actual</u>
Public Building Impact Fees	\$ -
Library Impact Fees	-
Grand Total	<u>\$ -</u>

<u>Summary of Impact Fees</u>	<u>FY 2022 Actual</u>
Public Building	\$ -
Library	-
Grand Total	<u>\$ -</u>

**Board of County Commissioners
Detail Impact Fee Revenue
Town of South Palm Beach**

<u>Descriptions</u>	<u>FY 2022 Actual</u>
School Impact Fee Zone 2	\$ -
Roads Impact Fees Zone 2	-
Roads Impact Fees Zone 4	-
Parks Impact Fees Z-2	-
Public Building Impact Fees	-
Library Impact Fees	-
Grand Total	<u><u>\$ -</u></u>

<u>Summary of Impact Fees</u>	<u>FY 2022 Actual</u>
School	\$ -
Roads	-
Parks	-
Public Building	-
Library	-
Grand Total	<u><u>\$ -</u></u>

**Board of County Commissioners
Detail Impact Fee Revenue
Village of Tequesta**

<u>Descriptions</u>	<u>FY 2022 Actual</u>
School Impact Fee Zone 1	\$ 3,565
Roads Impact Fees Zone 1	96,544
Parks Impact Fees Z-1	272
Public Building Impact Fees	4,023
Library Impact Fees	356
Grand Total	<u>\$ 104,761</u>

<u>Summary of Impact Fees</u>	<u>FY 2022 Actual</u>
School	\$ 3,565
Roads	96,544
Parks	272
Public Building	4,023
Library	356
Grand Total	<u>\$ 104,761</u>

**Board of County Commissioners
Detail Impact Fee Revenue
Unincorporated Palm Beach County**

<u>Descriptions</u>	<u>FY 2022 Actual</u>
School Impact Fee Zone 1	\$ 11,923,987
School Impact Fee Zone 2	-
School Impact Fee Zone 3	-
School Impact Fee Zone 4	-
Roads Impact Fees Zone 1	1,171,259
Roads Impact Fees Zone 2	1,707,179
Roads Impact Fees Zone 3	947,999
Roads Impact Fees Zone 4	2,992,480
Roads Impact Fees Zone 5	566,333
Parks Impact Fees Z-1	224,209
Parks Impact Fees Z-2	1,033,678
Parks Impact Fees Z-3	313,957
Fire Rescue Impact Fees	702,473
Law Enforcement Impact Fees Zone 2	283,738
Public Building Impact Fees	648,627
Library Impact Fees	534,137
Grand Total	<u><u>\$ 23,050,055</u></u>

<u>Summary of Impact Fees</u>	<u>FY 2022 Actual</u>
School	\$ 11,923,987
Roads	7,385,250
Parks	1,571,843
Fire Rescue	702,473
Law	283,738
Public Building	648,627
Library	534,137
Grand Total	<u><u>\$ 23,050,055</u></u>

**Board of County Commissioners
Detail Impact Fee Revenue
Village of Wellington**

<u>Descriptions</u>	<u>FY 2022 Actual</u>
School Impact Fee Zone 1	\$ 88,404
School Impact Fee Zone 4	49,839
Roads Impact Fees Zone 3	176,137
Fire Rescue Impact Fees	18,384
Parks Impact Fees Z-2	21,889
Public Building Impact Fees	10,923
Library Impact Fees	8,793
Grand Total	<u><u>\$ 374,369</u></u>

<u>Summary of Impact Fees</u>	<u>FY 2022 Actual</u>
School	\$ 138,243
Roads	176,137
Fire Rescue	18,384
Parks	21,889
Public Building	10,923
Library	8,793
Grand Total	<u><u>\$ 374,369</u></u>

**Board of County Commissioners
Detail Impact Fee Revenue
City of Westlake**

<u>Descriptions</u>	<u>FY 2022 Actual</u>
School Impact Fee Zone 1	\$ 1,910,026
School Impact Fee Zone 4	1,093,231
Roads Impact Fees Zone 3	-
Roads Impact Fees Zone 4	-
Law Enforcement Impact Fees	83,295
Fire Rescue Impact Fees	175,717
Parks Impact Fees Z-2	497,495
Public Building Impact Fees	157,675
Library Impact Fees	142,784
Grand Total	<u><u>\$ 4,060,223</u></u>

<u>Summary of Impact Fees</u>	<u>FY 2022 Actual</u>
School	\$ 3,003,257
Roads	-
Law	83,295
Fire Rescue	175,717
Parks	497,495
Public Building	157,675
Library	142,784
Grand Total	<u><u>\$ 4,060,223</u></u>

**Board of County Commissioners
Detail Impact Fee Revenue
City of West Palm Beach**

<u>Descriptions</u>	<u>FY 2022 Actual</u>
School Impact Fee Zone 1	\$ 4,614,637
School Impact Fee Zone 2	-
Roads Impact Fees Zone 2	4,796,555
Roads Impact Fees Zone 3	82,161
Roads Impact Fees Zone 5	(1,378)
Parks Impact Fees Z-1	583
Parks Impact Fees Z-2	499,735
Public Building Impact Fees	274,510
Grand Total	<u>\$ 10,266,802</u>

<u>Summary of Impact Fees</u>	<u>FY 2022 Actual</u>
School	\$ 4,614,637
Roads	4,877,338
Parks	500,318
Public Building	274,510
Grand Total	<u>\$ 10,266,802</u>

IMPACT FEE EXPENDITURES BY BENEFIT ZONE



**Board of County Commissioners
Impact Fees Expenditures
Road Program Zone 1**

<u>Project Name</u>	<u>FY 2022 Expenditure</u>
Northlake Blvd & Military Tr Intersection	\$ 5,059
PGA Blvd & Military Trail Intersection	1,059,906
Congress Ave/Northlake To Alt.A1A	529,894
Silver Bch Rd/E of Con-Old Dix	280,651
PGA Blvd & Central Blvd Intersection	48,194
Blue Heron & Australian Intersection	23,332
Church St Limestone Creek Rd to W of Central Blvd	47,865
Central Blvd & University Blvd Intersection	31,289
Blue Heron & Congress Intersection Imp	30,434
Northlake Blvd & Military Tr Intersection Impr. (2EBL)	14,941
Ellison Wilson Rd. and Universe Blvd. Intersection	27,418
Donald Ross Rd., Prosperity Farms Rd. to E. of Ellison Wilson	8,076
Donald Ross Rd. & Military Intersection	85
Grand Total	<u>\$ 2,107,145</u>

**Board of County Commissioners
Impact Fees Expenditures
Road Program Zone 2**

<u>Project Name</u>	<u>FY 2022 Expenditure</u>
Florida Mango Rd Over LWDD L-9&L-10 Canals, Bridge Replace	\$ 87,839
Lake Worth Rd & Jog Rd Intersection	145
Palm Beach Lakes Blvd & N. Robbins Dr.	7,523
Okeechobee Blvd & Church St. Intersection	3,541
Australian Ave & 25th St Intersection	79
Florida Mango Rd, Barbados Rd To N Of Myrica Rd	56,918
Military Tr & Forest Hill Blvd Intersection	256
45th St/E Of Haverhill To W Of Military Trail	20,420
Fl Mango Over LWDD L-8 Canal S of Exuma Rd to N of Antigua Rd	683,259
10th Ave N & Boutwell Rd Intersection	32,350
Australian Ave/Banyan Blvd to 45th St	622,726
Florida Mango Rd Over LWDD L-6 Canal	8,237
Roebuck Rd/Jog Rd To Haverhill Rd	297,268
Haverhill Rd/N. Of Caribbean Blvd to Bee Line Hwy	3,021,392
Congress Ave & Palm Beach Lakes Blvd Intersection	80,035
Okeechobee Blvd/Haverhill Rd Intersection	30,076
Gun Club Rd, Forest Estates Dr to LWDD E 3 Canal	9,476
Kirk Rd, Summit Blvd to Gun Club Rd	219,516
Kirk Rd, LWDD L-7 to Summit Blvd	194,086
10th Ave N, W of Congress Ave to I-95	144,945
Australian Avenue, I-95 to Okeechobee Blvd	47,529
10th Ave. N. & Barnett Drive Intersection	-
Haverhill Rd., S. of Ceceile Ave. to N. of Century Blvd	10,952
Sherwood Forest Blvd., Lake Worth Rd to N of 10th Ave N	45,320
45th St & Haverhill Rd Intersection	4,336
Australian Ave. from Banyan Blvd to 45th S	66,634
Grand Total	<u>\$ 5,694,857</u>

**Board of County Commissioners
Impact Fees Expenditures
Road Program Zone 3**

<u>Project Name</u>	<u>FY 2022 Expenditure</u>
Northlake BL/Sem Pratt-Coconut	\$ 229,382
Benoist Farm Rd, SR 80 to Belvedere Rd	88,295
Seminole Pratt - Northlake/Beeline	1,427,719
Lyons Rd/Lake Worth Rd to N of LWDD L-10 Canal	538,035
Seminole PW - Sycamore/Orange	663
Seminole PW - Orange/Northlake	2,367,552
60th St. N., Little Gator Lane to 140th Ave N	17,961
Royal Palm Beach Blvd From M-Canal To S of Orange Blvd	401,353
Okeechobee Blvd and Jog Rd Intersection	96,738
SR7 Extension, 60th St To Northlake Blvd	84,325
Coconut Blvd., Temple Blvd. to S. of Northlake Blvd	99,316
Royal Palm Beach Blvd. N of Persimmon to N of M Canal	143,123
SR7 and Weismay Way Intersection Improvements	84,046
60th Street N, Avocado Blvd to E. of 120th Ave. N.	26,974
60th St. N W of 140th Ave to Avocado Blvd	88,287
Orange Blvd. & Coconut Blvd. Intersection	13,915
Royal Palm Beach Blvd/ Orange Blvd/Coconut Blvd., S. of Orange	18,310
Jog Rd, Vista Pkwy S, Vista Pkwy N & Snelgrove Way RTL	76,545
Belvedere Rd & SR 7 Intersection	50,545
Grand Total	<u>\$ 5,853,085</u>

**Board of County Commissioners
Impact Fees Expenditures
Road Program Zone 4**

<u>Project Name</u>	<u>FY 2022 Expenditure</u>
Haverhill Rd/S Of LWDD-14 Canal To Lake Worth Rd	\$ 508
Gateway Blvd & Military Trail Intersection	438,082
Lantana Rd & Lawrence Rd Intersection	104,799
Lyons Road/Lantana Road To Lake Worth Rd	1,820,627
Gateway Blvd & High Ridge Rd Intersection	633,685
Hypoluxo Rd/Jog Rd Intersection Imp	732,592
Woolbright Rd Seacrest Blvd Intersection	96,220
Lantana Rd at Congress Ave Intersection	35,841
Melaleuca Lane and Jog Road Intersection	10,514
Miner Rd. and Congress Ave. Intersection	44,546
Military Trl. & Old Boynton Rd. Intersection	29,966
Old Boyntn Rd. & Lawrence Rd. Intersection	7,949
Gateway Blvd. & Lawrence Rd. Intersection	2,233
Hagen Ranch Rd., Smith Farm Blvd. to S. of Lantana Rd.	15,860
Hypoluxo Rd. & Town Commons Dr. Intersection	247
Miner Road from Military Trail to Lawrence Road	14,207
Haverhill Rd. Hypoluxo Rd. to Lantana Rd.	8,175
Miner Rd. & High Ridge Rd. Intersection	1,048
Boynton Beach Blvd and Acme Dairy Rd Intersection	556,449
Lyons Road. & Boynton Beach Blvd. Intersection	2,738
Military Trail & Golf Road Intersection	43,377
Grand Total	<u>\$ 4,599,664</u>

**Board of County Commissioners
Impact Fees Expenditures
Road Program Zone 5**

<u>Project Name</u>	<u>FY 2022 Expenditure</u>
Lyons Rd.,N of LWDD L-30 Canal to Boynton Beach Blvd	\$ 14,549
Camino Real Rd, SW 17th Court to SW 7th Ave	24,901
W Atlantic Ave & Fla Turnpike Intersection	207,551
Glades Rd & Butts Rd Intersection Imp	8,619
Linton Blvd & Military Trail Intersection	569,499
Flavor Pict Rd/SR 7 to Lyons Rd	16,879
Lyons Rd/Clint Moore Rd To Atlantic Ave	2,220,947
S.W. 3rd St From SR 7 To E of SR7	29,468
Sandalfoot Blvd From SR7 To E of SR7	204,456
Old Dixie From Yamato Rd to Linton Blvd.	807,431
SE 23rd Ave And Federal Highway Intersection	37,908
Palmetto Park Road/E Of Military To I-95	66,261
Palmetto Park Rd Over LWDD E-4 Canal, Bridge Replacement	2,056,071
Palmetto Park Rd & Lyons Rd Intersection	2,818
Yamato Road, Lakeridge Blvd To W Of Florida's Turnpike	7,443
Clint Moore Rd, Oaks Club Dr To Long Lake Dr	269,995
Clint Moore Rd/Jog Rd Intersection Imp	955,717
Clint Moore Rd/Military Trail Intersection Imp	6,295
Hagen Ranch Rd & Atlantic Ave Intersection	2,644
S.W. 18th St/Boca Rio Rd. Intersection	57,088
Linton Blvd. & Jog Rd. Intersection	501
Lake Ida Rd. & Hagen Ranch Rd. Intersection	42,042
Del Prado Circle North at Palmetto Circle North, SB to WB Ri	4,298
Del Prado Circle South at Palmetto Circle North, EB to SB Ri	1,236
Linton Blvd and Old Dixie Hwy Intersection	46,750
Lyons Rd. Atlantic Ave to S. of Flavor Pict Rd	12,581
Boca Rio Rd. Palmetto Park Rd to Glades Rd	7,918
Sims Rd Lake of Delray Blvd to Atlantic Ave	23,358
SW 18th St. & SR 7 Intersection	26,358
Palmetto Park Rd & SR 7 Intersection	26,613
Clint Moore Rd & SR 7 Intersection	16,124
Del Prado Circle N at Palmetto Circle N EB to SB Right Turn	8,443
Jog Rd. Potomac Rd to Yamato Rd	9,393
Grand Total	<u>\$ 7,792,152</u>

**Board of County Commissioners
Impact Fees Expenditures
Law Enforcement**

<u>Project Name</u>	<u>FY 2022 Expenditure</u>
PBSO District 1 Substation & Marine Unit	\$ 163,307
Grand Total	<u>\$ 163,307</u>

**Board of County Commissioners
Impact Fees Expenditures
Fire Rescue**

<u>Project Name</u>	<u>FY 2022 Expenditure</u>
Fire Station #41 North	\$ 1,201,118
Grand Total	<u>\$ 1,201,118</u>

**Board of County Commissioners
Impact Fees Expenditures
Parks & Recreation Zone 1**

<u>Project Name</u>	<u>FY 2022 Expenditure</u>
Carlin Park Improvements	\$ 24,248
Dubois Park Expansion FY2010	163,136
Dubois Park Improvements	58,626
Carlin Park Pickleball Court Improvement	156,660
Phil Foster Park Improvements	5,731
PI Redevelop	250
Grand Total	<u>\$ 408,651</u>

**Board of County Commissioners
Impact Fees Expenditures
Parks & Recreation Zone 2**

<u>Project Name</u>	<u>FY 2022 Expenditure</u>
John Prince Campground Phase III	\$ 40,203
Okeeheelee South Park Dev Phase III	51,187
Okeeheelee Park Parking Expansion	68,171
John Prince Park Sewer Expansion	36,262
Villages of Windsor Park Design & Development Phase I	51,068
Loxahatchee Groves Park Sewer Expansion	160,444
Grand Total	<u>\$ 407,335</u>

**Board of County Commissioners
Impact Fees Expenditures
Parks & Recreation Zone 3**

<u>Project Name</u>	<u>FY 2022 Expenditure</u>
Canyons District Park Design & Dev	\$ 1,793,489
South County Regional Park Phase III 2008	59,050
Osprey Point Golf Course Clubhouse Expansion	234
Grand Total	<u>\$ 1,852,773</u>

**Board of County Commissioners
Impact Fees Expenditures
Public Building**

<u>Project Name</u>	<u>FY 2022 Expenditure</u>
	\$ -
Grand Total	<u>\$ -</u>

**Board of County Commissioners
Impact Fees Expenditures
Library**

<u>Project Name</u>	<u>FY 2022 Expenditure</u>
Canyon Branch	\$ 1,009,756
Grand Total	<u>\$ 1,009,756</u>

**Board of County Commissioners
Impact Fees Expenditures
School Zone 1**

<u>Project Name</u>	<u>FY 2022 Expenditure</u>
School Impact Fees	\$ 25,811,239
Grand Total	<u>\$ 25,811,239</u>

**Board of County Commissioners
Impact Fees Expenditures
School Zone 2**

<u>Project Name</u>	<u>FY 2022 Expenditure</u>
School Impact Fees	\$ 2,978,050
Grand Total	<u>\$ 2,978,050</u>

**Board of County Commissioners
Impact Fees Expenditures
School Zone 3**

<u>Project Name</u>	<u>FY 2022 Expenditure</u>
School Impact Fees	\$ 2,825,837
Grand Total	<u>\$ 2,825,837</u>

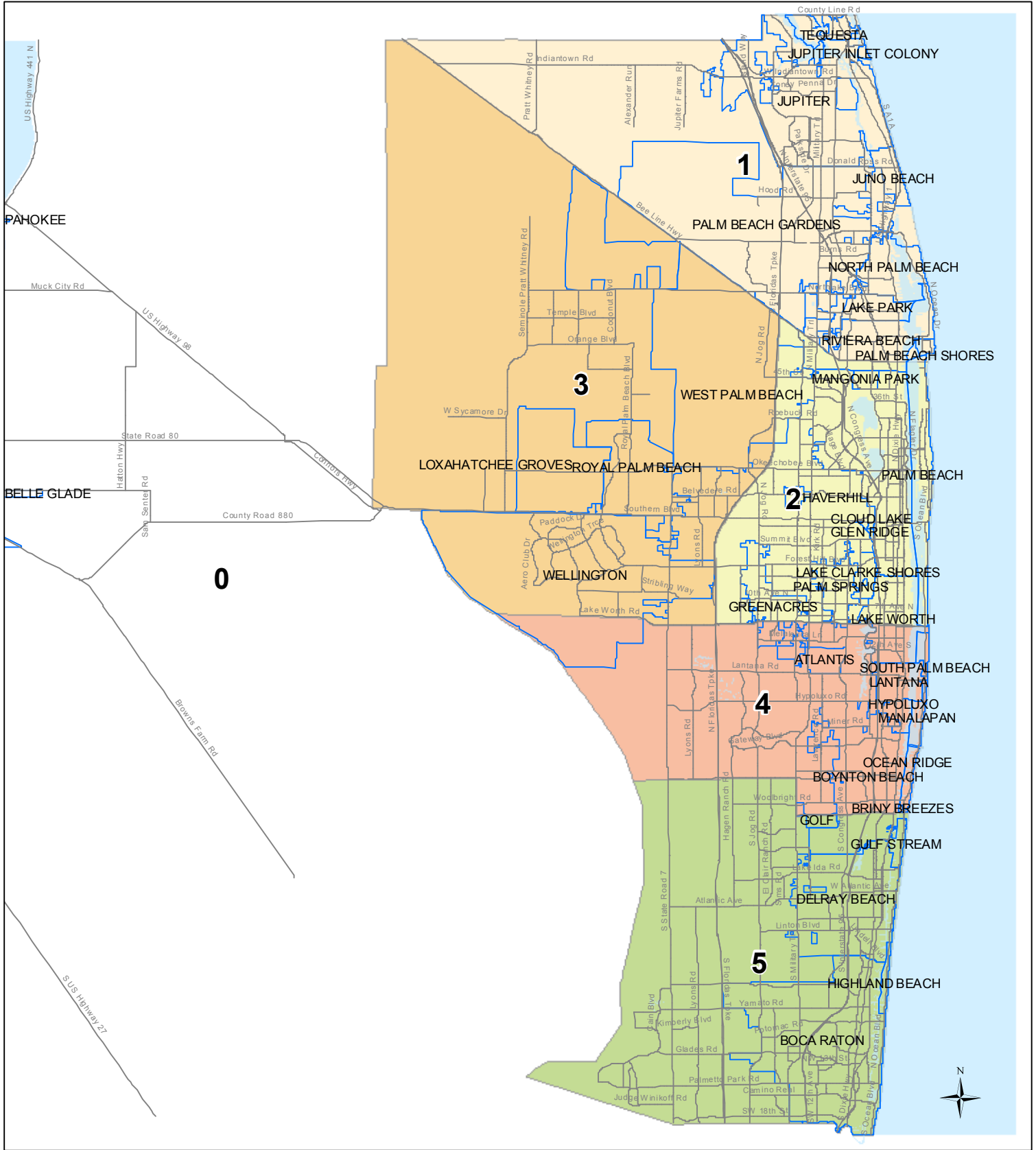
**Board of County Commissioners
Impact Fees Expenditures
School Zone 4**

<u>Project Name</u>	<u>FY 2022 Expenditure</u>
School Impact Fees	\$ 2,609,430
Grand Total	<u>\$ 2,609,430</u>

IMPACT FEE

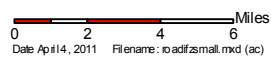


Benefit Zone Maps

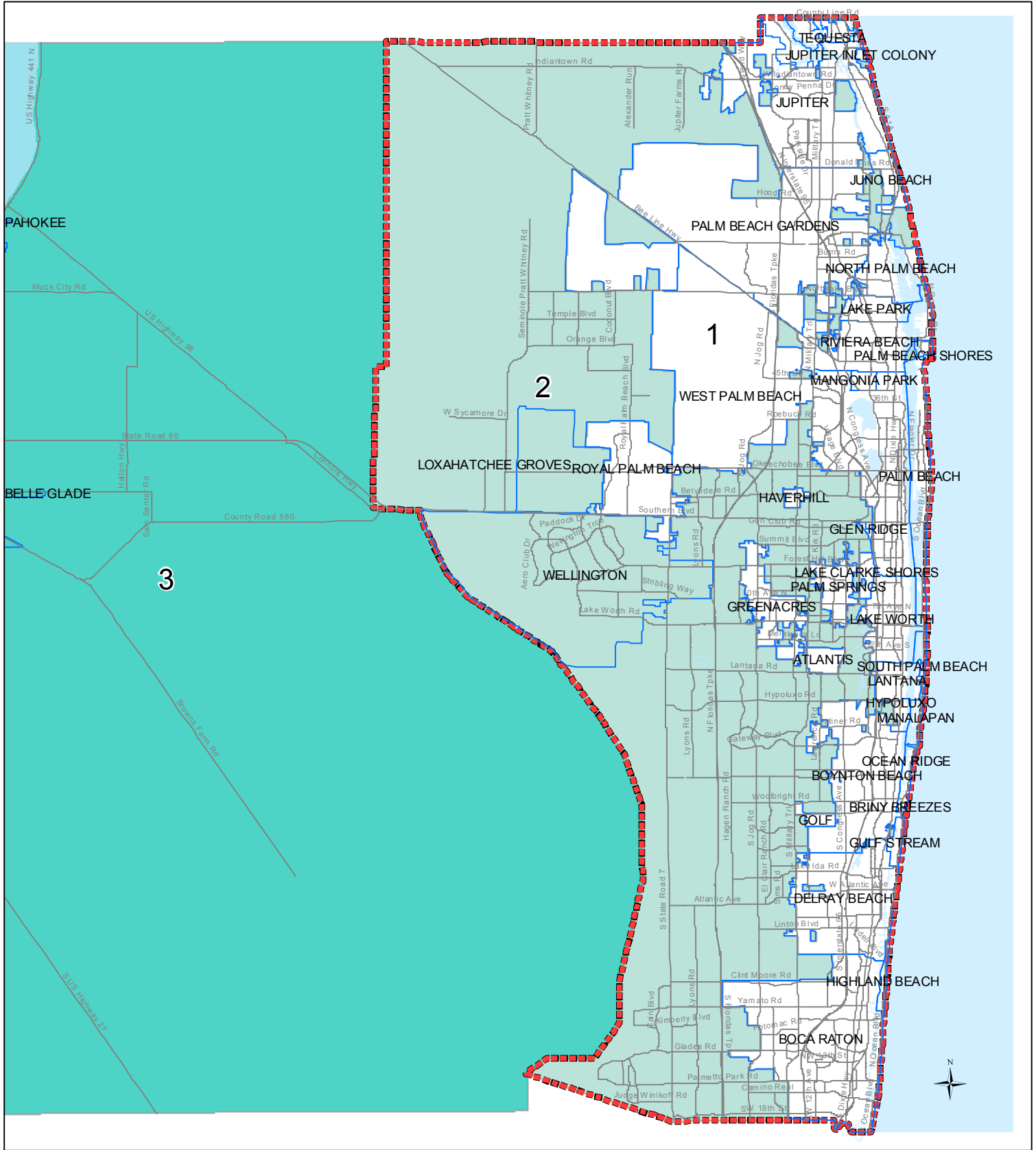


ROAD IMPACT FEE ZONES

- Municipal Boundaries
- 1
- 2
- 3
- 4
- 5



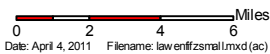
**Planning, Zoning and Building
Department - GIS**
2300 N. Jog Road
West Palm Beach, FL 33411
(561) 233-5000
pzmap@pbcgov.org
www.pbcgov.com/pzb



LAW ENFORCEMENT PATROL IMPACT FEE ZONES

Municipal Boundaries

- 1
- 2
- 3

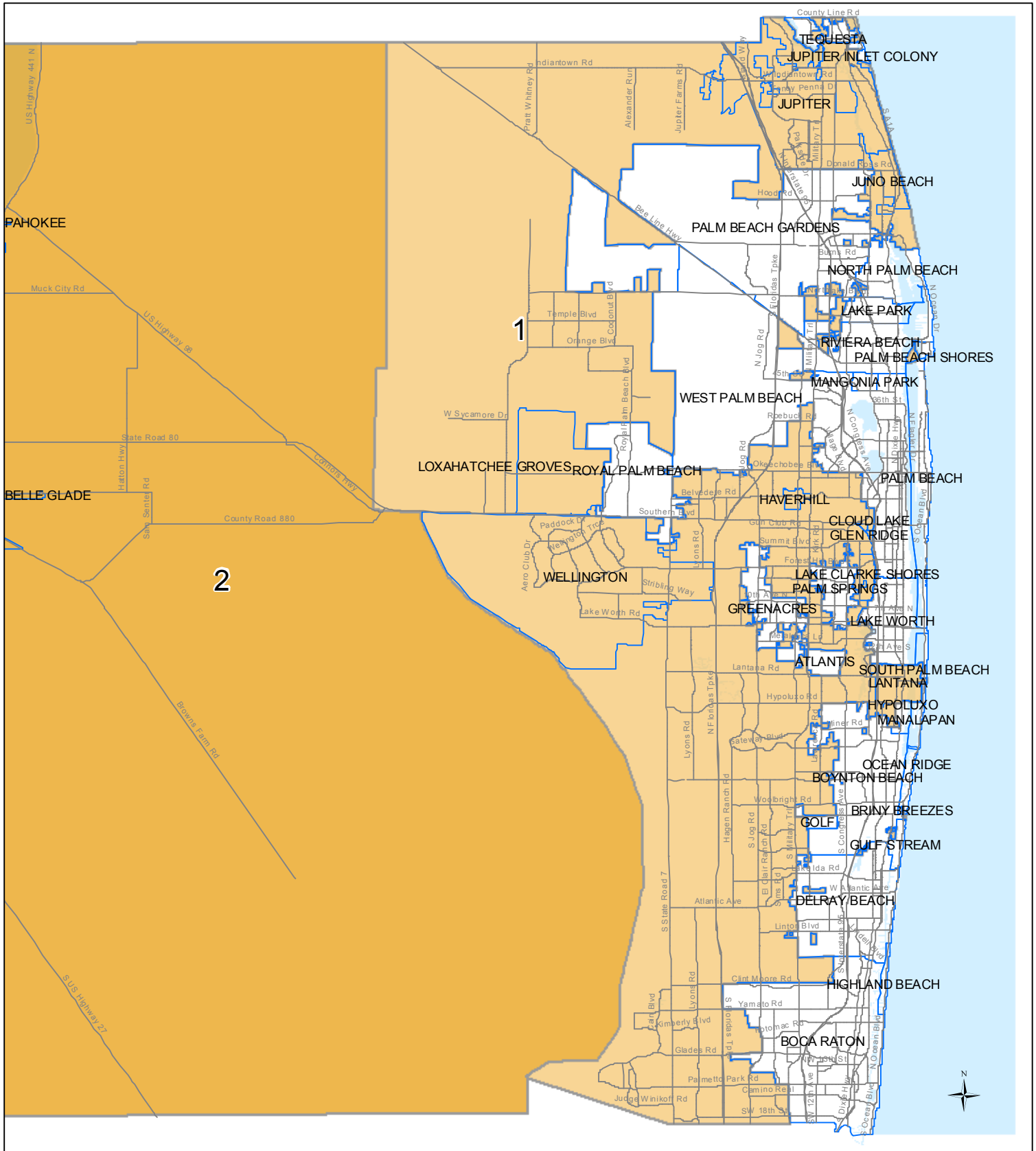


Date: April 4, 2011 File: lawenfzsmall.mxd (ac)






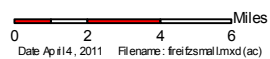
Planning, Zoning and Building Department - GIS

2300 N. Jog Road
 West Palm Beach, FL 33411
 (561) 233-5000
 pzmap@pbc.gov.org
 www.pbcgov.com/pzb

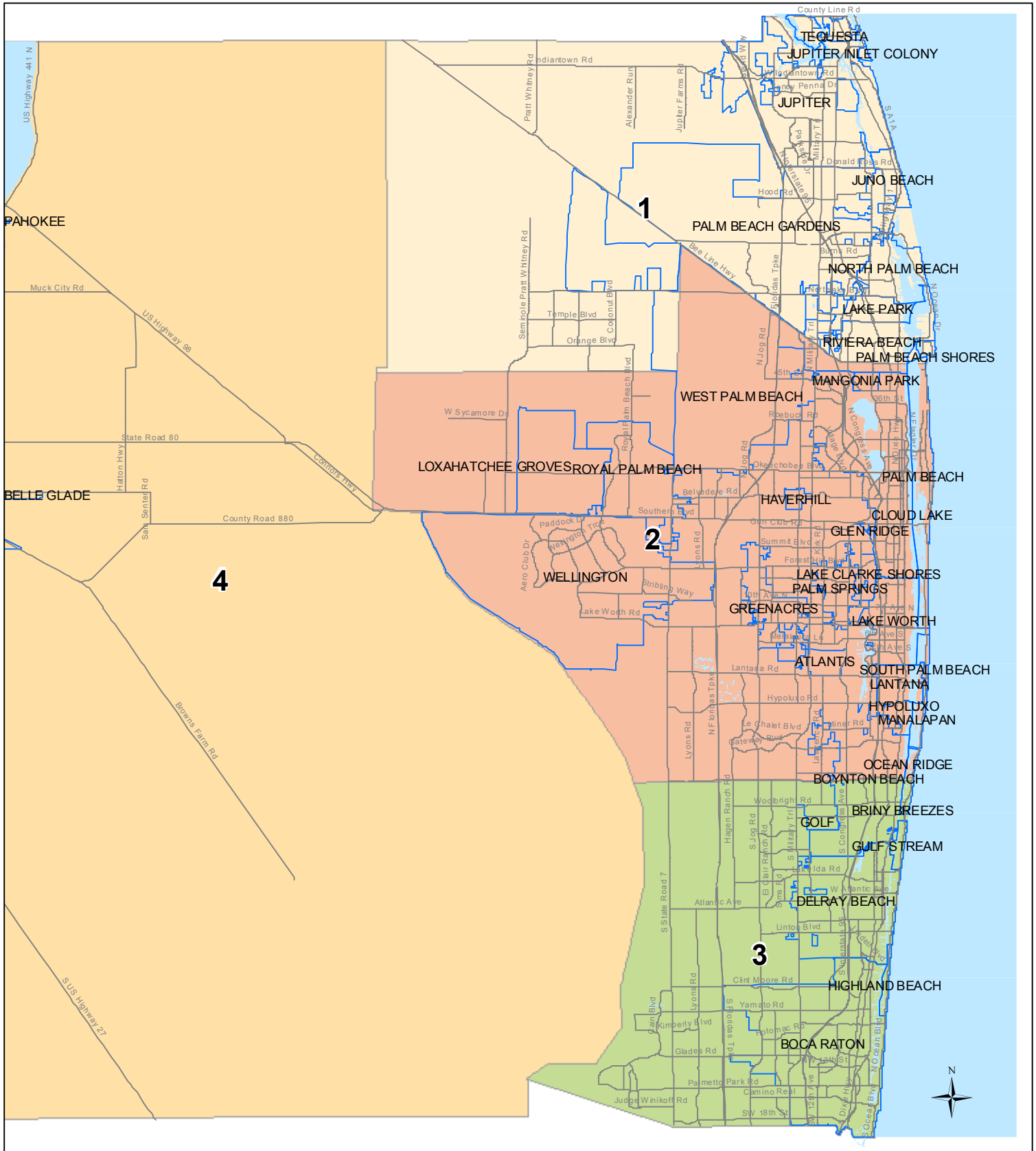


FIRE IMPACT FEE ZONES







-  Municipal Boundaries
-  1
-  2

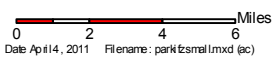


**Planning, Zoning and Building
Department - GIS**
2300 N. Jog Road
West Palm Beach, FL 33411
(561) 233-5000
pzmap@pbcgov.com
www.pbcgov.com/pzb



PARK IMPACT FEE ZONES

-  Municipal Boundaries
-  1
-  2
-  4
-  3
-  4

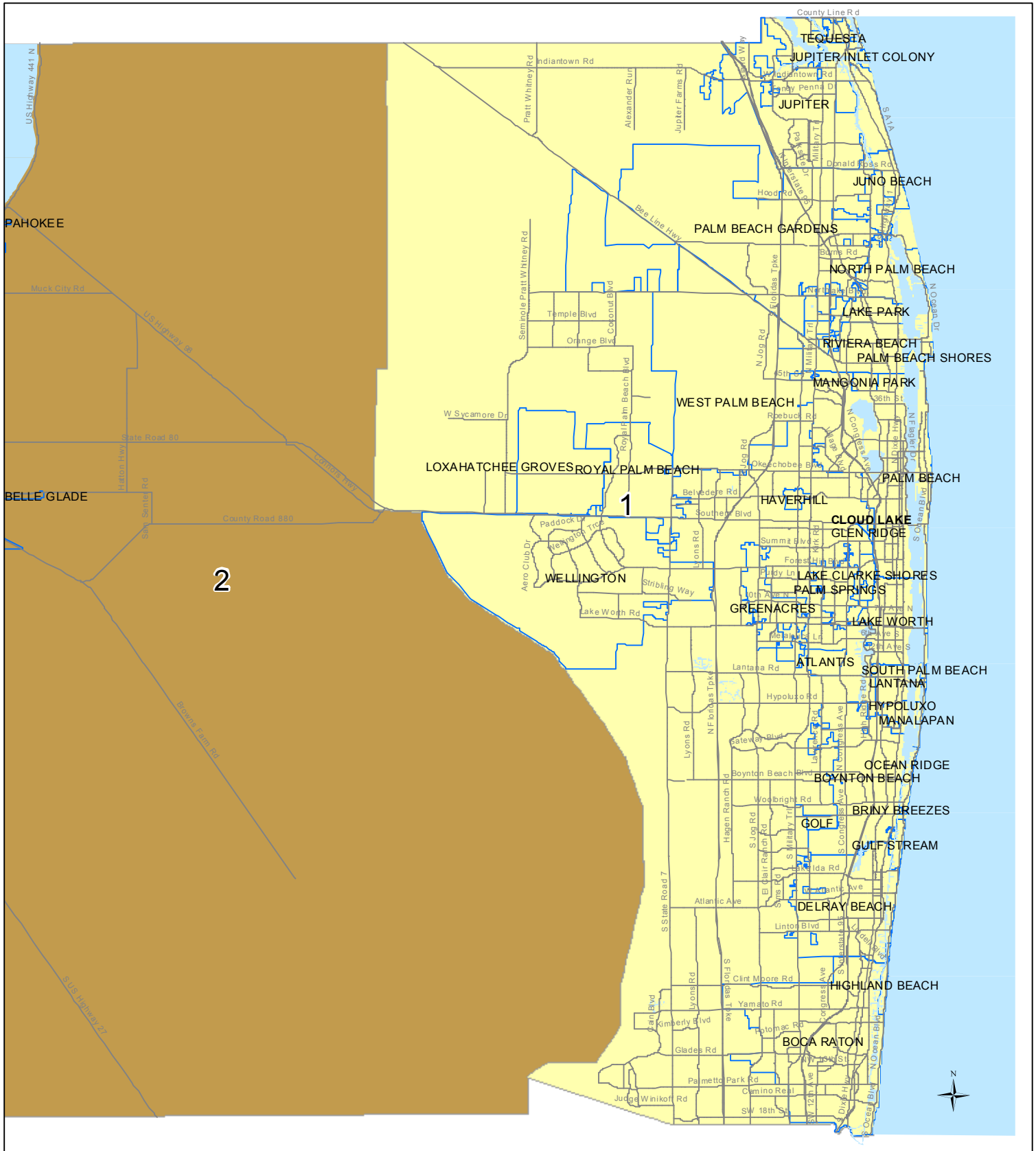


Date: April 4, 2011 File name: parkfsmal.mxd (ac)






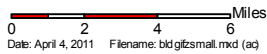
Planning, Zoning and Building Department - GIS

2300 N. Jog Road
 West Palm Beach, FL 33411
 (561) 233-5000
 pzmap@pbc.gov
 www.pbcgov.com/pzb

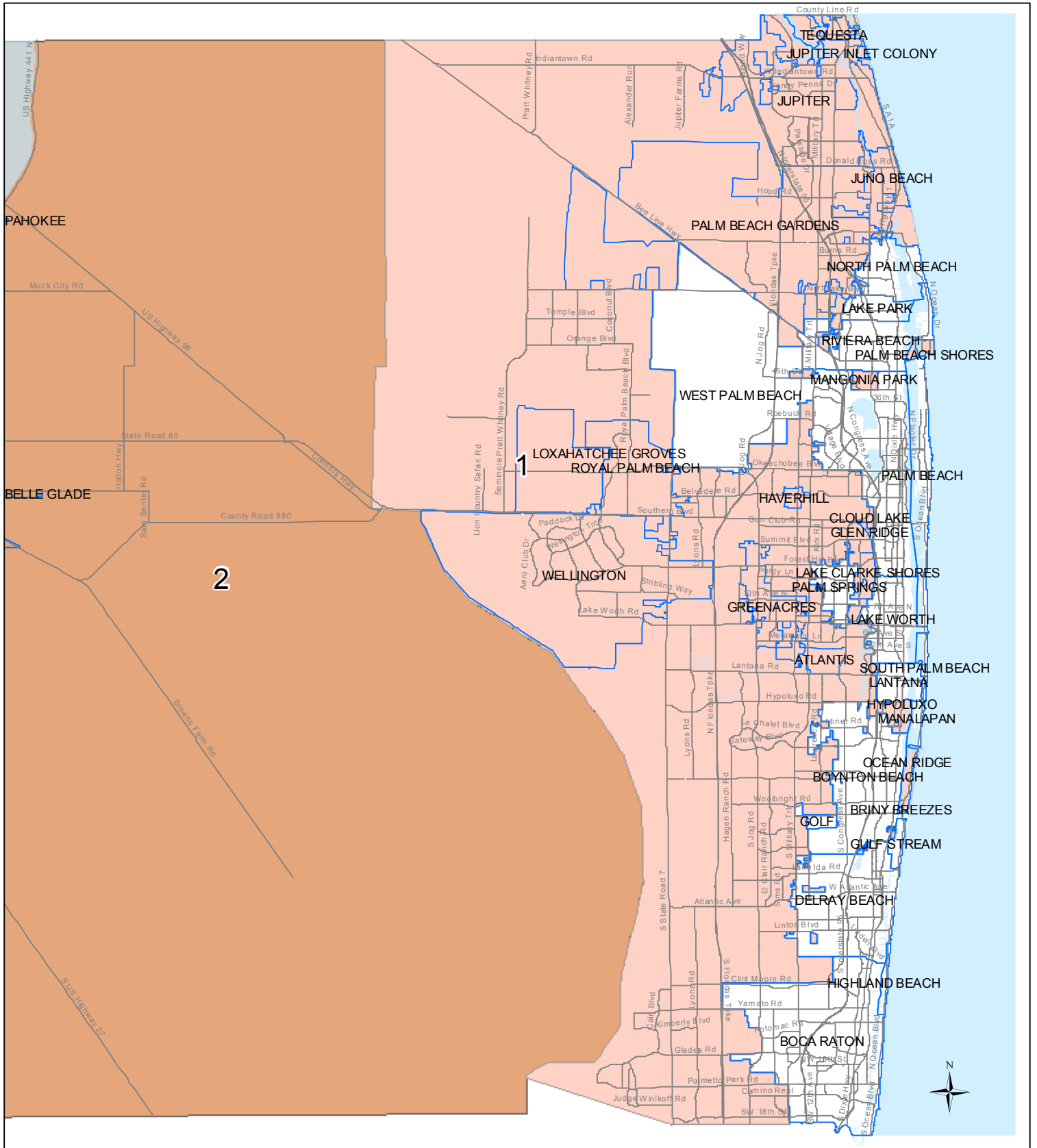


PUBLIC BUILDING IMPACT FEE ZONES




-  Municipal Boundaries
-  1
-  2

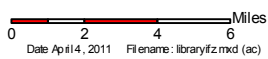


Planning, Zoning and Building Department - GIS
 2300 N. Jog Road
 West Palm Beach, FL 33411
 (561) 233-5000
 pzmap@pbcgov.org
 www.pbcgov.com/pzb



LIBRARY IMPACT FEE ZONES

-  Municipal Boundaries
-  1
-  2

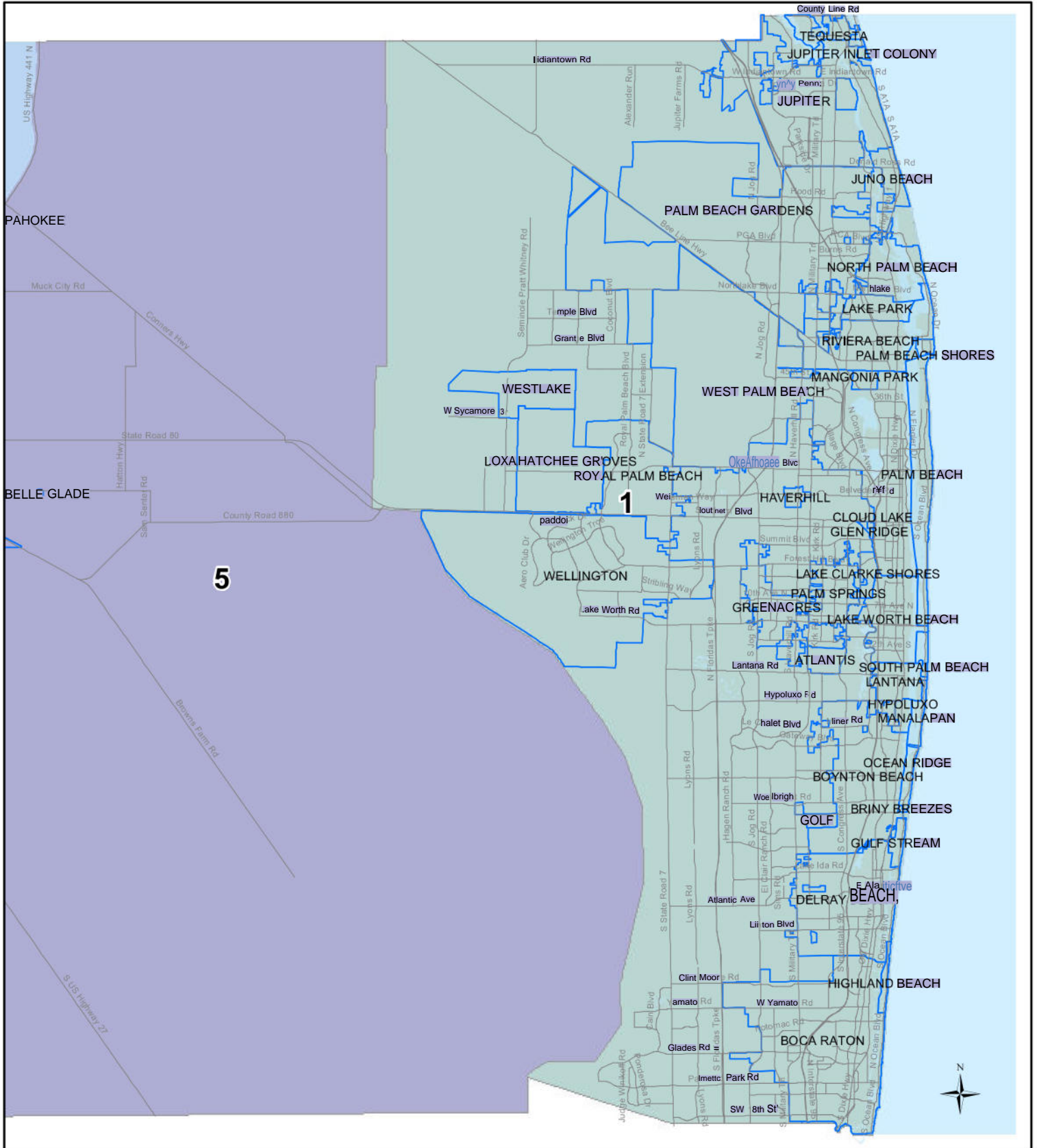


Date: April 4, 2011 File name: libraryfz.mxd (ac)



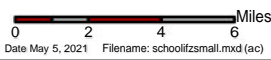
Planning, Zoning and Building Department - GIS

2300 N. Jog Road
 West Palm Beach, FL 33411
 (561) 233-5000
 pzmap@pbcgov.org
 www.pbcgov.com/pzb



SCHOOL IMPACT FEE ZONES

dj Municipal Boundaries 1 5



Date May 5, 2021 Filename: schoolifzsmall.mxd (ac)



**Planning, Zoning and Building
Department - GIS**

2300 N. Jog Road
West Palm Beach, FL 33411
(561)233-5000
pzbmap@pbcgov.org
www.pbcgov.com/pzb