

Impact Fee Report

Fiscal Year 2023



Board of County Commissioners



ACKNOWLEDGEMENTS

Special recognition is given to the following individuals for their effort in coordinating and preparing the FY 2023 Impact Fee Report.

Office of Financial Management & Budget

Sherry Brown, Director of OFMB
Robyn Lawrence, Director of Financial Management Division
Derrek Moore, Impact Fee Manager
Margarett Charles, Financial Analyst II
Hazel Lucas, Financial Analyst II

Municipal Collecting Agents

Boca Raton
Boynton Beach
Briny Breezes
Delray Beach
Golf
Greenacres
Juno Beach
Jupiter
Mangonia Park
North Palm Beach
Palm Beach Gardens
Palm Springs
Riviera Beach
Royal Palm Beach
Tequesta
Wellington
Westlake

Special thanks to:

County Commissioners, County Administrator, and Assistant County Administrators for their continuous support of the Impact Fee Program.

Palm Beach County's PZ&B Building Division and Accounting Staff for their efforts in the collection and accounting of Impact Fees.

Palm Beach County's Information System Services Department and the Palm Beach County Clerk's Finance Department for their continued support of the Impact Fee program.

**Palm Beach County
Board of County Commissioners
Impact Fee Report
Fiscal Year 2023**

Table of Contents

Introductory Letter.....	1
Impact Fee Summary Highlights.....	2
Impact Fee Revenues & Expenditures for Fiscal Years 2018 - 2023	3
Summary of Impact Fee Revenues by Zone.....	4
Summary of Impact Fee Expenditures by Zone	5
Summary of Impact Fee Revenues by Municipality.....	6
Credit Summary Report.....	7
Impact Fee Revenues by Municipality.....	8
Impact Fee Expenditures by Benefit Zone.....	49
Impact Fee Expenditures for Roads.....	50
Impact Fee Expenditures for Law Enforcement.....	55
Impact Fee Expenditures for Fire Rescue.....	56
Impact Fee Expenditures for Parks.....	57
Impact Fee Expenditures for Public Buildings.....	60
Impact Fee Expenditures for Libraries.....	61
Impact Fee Expenditures for Schools.....	62
Impact Fee Benefit Zone Maps.....	66
Impact Fee Benefit Zone Map for Roads.....	67
Impact Fee Benefit Zone Map for Law Enforcement.....	68
Impact Fee Benefit Zone Map for Fire Rescue.....	69
Impact Fee Benefit Zone Map for Parks.....	70
Impact Fee Benefit Zone Map for Public Buildings.....	71
Impact Fee Benefit Zone Map for Libraries.....	72
Impact Fee Benefit Zone Map for Schools.....	73



**Office of
Financial Management & Budget**

P.O. Box 1989
West Palm Beach, FL 33402-1989
(561) 355-2580
FAX: (561) 355-2109
www.pbcgov.com



**Palm Beach County
Board of County
Commissioners**

Maria Sachs, Mayor
Maria G. Marino, Vice Mayor

Gregg K. Weiss
Michael A. Barnett
Marcy Woodward
Sara Baxter
Mack Bernard

County Administrator

Verdenia C. Baker

*"An Equal Opportunity
Affirmative Action Employer"*

Official Electronic Letterhead

INTEROFFICE COMMUNICATION

TO: Maria Sachs, Mayor, Members of the Board of County Commissioners, County Administration, Department Directors, and Project Managers

THRU: Sherry Brown, Director
Office of Financial Management and Budget

FROM: Robyn Lawrence, Director of Financial Management
Office of Financial Management and Budget

DATE: **June 10, 2024**

SUBJECT: Palm Beach County Impact Fee Report Period Ending September 30, 2023

In accordance with the requirements of the Impact Fee Ordinance and Sec. 163.31801 F.S., OFMB has prepared the Palm Beach County Impact Fee Report for fiscal year 2023. The report is available on the Impact Fee Office's website at www.pbcgov.com/pzb/impactfees. Along the left margin, select Financial Report for Fiscal Year 2023.

The report provides detailed financial information about revenue collections by impact fee type, benefit zone, and municipality. The program generated revenues totaling \$47.7 million for fiscal year 2023. The report also shows expenditures by project and by benefit zone. As required under the Article 13 of the Uniform Land development Code (ULDC), funds were only expended on new or expanded capital facilities that benefit growth.

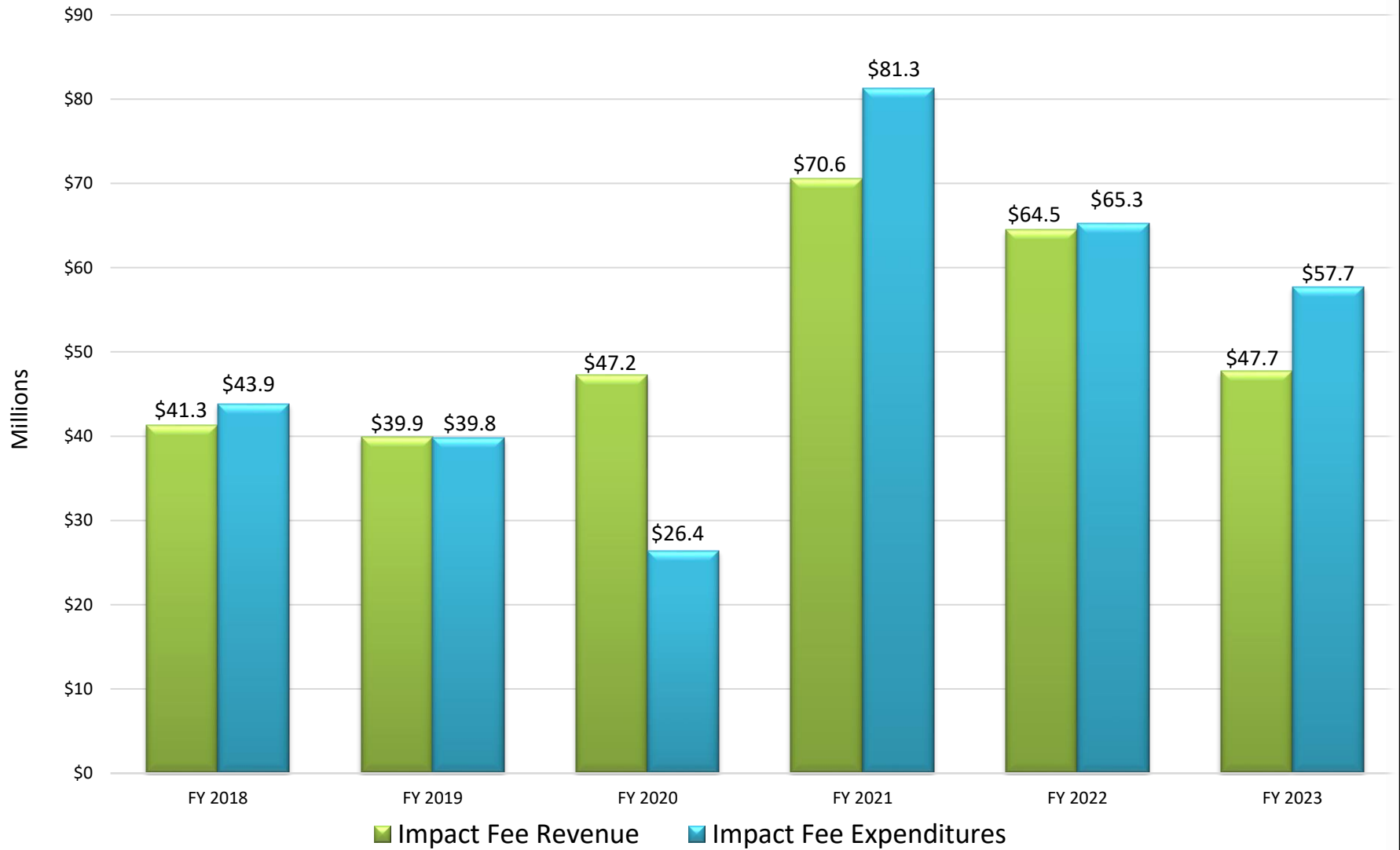
Should you have any questions regarding the report or impact fees, please contact Derrek A. Moore, Palm Beach County Impact Fee Manager, at (561) 233-5025.

cc: Derrek Moore, Impact Fee Manager
Margarett Charles, Financial Analyst II
Hazel Lucas, Financial Analyst II
City Managers

Impact Fee *Summary* Highlights



Impact Fee Revenues & Expenditures For Fiscal Years 2018 - 2023



**Board of County Commissioners
Collection of Impact Fees
By Zone**

Descriptions	FY 2023 Actual
School Program	
Impact Fee Zone 1	\$ 23,498,881
Road Program	
Impact Fees Zone 1	2,891,557
Impact Fees Zone 2	5,163,558
Impact Fees Zone 3	3,237,358
Impact Fees Zone 4	4,270,149
Impact Fees Zone 5	1,911,584
Law Enforcement Program	
Law Enforcement Impact Fees	389,901
Fire Rescue Program	
Fire Rescue Impact Fees	1,130,870
Parks Program	
Impact Fees Z-1	1,008,785
Impact Fees Z-2	1,810,596
Impact Fees Z-3	114,600
Public Building Program	
Public Building Impact Fees	1,491,787
Library Program	
Library Impact Fees	813,498
Grand Total	\$ 47,733,123
 Summary of Impact Fees	
School	\$ 23,498,881
Road	17,474,205
Law Enforcement	389,901
Fire/Rescue	1,130,870
Parks	2,933,981
Public Building	1,491,787
Library	813,498
Grand Total	\$ 47,733,123

**Board of County Commissioners
Summary of Impact Fee Expenditures
By Zone**

Descriptions	FY 2023 Actual
School Program	
Impact Fee Zone 1	\$ 25,000,000
Road Program	
Impact Fees Zone 1	2,952,219
Impact Fees Zone 2	5,118,395
Impact Fees Zone 3	5,752,081
Impact Fees Zone 4	4,871,828
Impact Fees Zone 5	8,446,587
Law Enforcement	
Law Enforcement Impact Fees	1,017,641
Fire Rescue Program	
Fire Rescue Impact Fees	17,654
Parks Program	
Impact Fees Z-1	122,614
Impact Fees Z-2	254,042
Impact Fees Z-3	854,013
Public Building Program	
Public Building Impact Fees	343,462
Library Program	
Library Impact Fees	2,993,619
Grand Total	\$ 57,744,156
 Summary of Impact Fees	
School	\$ 25,000,000
Road	27,141,110
Law Enforcement	1,017,641
Fire/Rescue	17,654
Parks	1,230,669
Public Building	343,462
Library	2,993,619
Grand Total	\$ 57,744,156

**Board of County Commissioners
Summary of Impact Fee Revenue
By Municipality**

<u>Descriptions</u>	<u>FY 2023 Actual</u>
Atlantis	\$ -
Belle Glade	-
Boca Raton	585,579
Boynton Beach	1,033,973
Briny Breeze	-
Cloud Lake	-
Delray Beach	3,124,928
Glen Ridge	-
Golf	140,841
Greenacres	192,284
Gulfstream	2,300
Haverhill	-
Highland Beach	-
Hypoluxo	-
Juno Beach	112,142
Jupiter	133,813
Jupiter Inlet Colony	-
Lake Clarke Shores	5,371
Lake Park	185,908
Lake Worth	2,493,944
Lantana	23
Loxahatchee Groves	282,665
Manalapan	-
Mangonia Park	-
North Palm Beach	35,427
Ocean Ridge	15,073
Pahokee	-
Palm Beach	77,916
Palm Beach Gardens	3,839,355
Palm Beach Shores	-
Palm Springs	2,251,479
Riviera Beach	309,507
Royal Palm Beach	3,226,146
South Bay	-
South Palm Beach	-
Tequesta	15,167
Unincorporated P.B.C.	22,604,018
Wellington	363,126
Westlake	3,715,737
West Palm Beach	2,986,401
Grand Total	<u>\$ 47,733,123</u>

Palm Beach County Credit Summary Report Fiscal Year 2023

<u>Impact Fee Components September-2023</u>	<----- Monthly Credit ----->		<----- Total Credit ----->		<u>Available Credit Balances as of September 30, 2023</u>
	Allowed	Used	Authorized	Used	
Fire Rescue	\$0.00	\$0.00	\$19,956.54	\$19,956.54	\$0.00
Parks	\$0.00	\$18,346.69	\$8,361,045.40	\$4,322,859.79	\$4,038,185.61
Schools	\$0.00	\$0.00	\$13,291,723.15	\$12,016,113.44	\$1,275,609.71
Roads	\$0.00	\$271,839.85	\$164,968,676.60	\$136,421,007.96	\$28,547,668.64
Libraries	\$0.00	\$0.00	\$8,213.94	\$8,213.94	\$0.00
Public Buildings	\$0.00	\$0.00	\$11,179.82	\$7,557.02	\$3,622.80
Law - Patrol	\$0.00	\$0.00	\$4,079.14	\$4,079.14	\$0.00
Law - County	\$0.00	\$0.00	\$411.50	\$8.04	\$403.46
Total	\$0.00	\$290,186.54	\$186,665,286.09	\$152,799,795.87	\$33,865,490.22



Impact Fee REVENUE BY MUNICIPALITY

**Board of County Commissioners
Detail Impact Fee Revenue
City of Atlantis**

<u>Descriptions</u>	<u>FY 2023 Actual</u>
School Impact Fee Zone 1	\$ -
Roads Impact Fees Zone 4	-
Parks Impact Fees Z-2	-
Public Building Impact Fees	-
Library Impact Fees	-
Grand Total	<u>\$ -</u>

<u>Summary of Impact Fees</u>	<u>FY 2023 Actual</u>
School	\$ -
Roads	-
Parks	-
Public Building	-
Library	-
Grand Total	<u>\$ -</u>

**Board of County Commissioners
Detail Impact Fee Revenue
City of Belle Glade**

<u>Descriptions</u>	<u>FY 2023 Actual</u>
Public Building Impact Fees	\$ -
Library Impact Fees	-
Grand Total	<u>\$ -</u>

<u>Summary of Impact Fees</u>	<u>FY 2023 Actual</u>
Public Building	\$ -
Library	-
Grand Total	<u>\$ -</u>

**Board of County Commissioners
Detail Impact Fee Revenue
City of Boca Raton**

<u>Descriptions</u>	<u>FY 2023 Actual</u>
School Impact Fee Zone 1	\$ 311,340
Roads Impact Fees Zone 5	236,653
Parks Impact Fees Z-2	17,652
Parks Impact Fees Z-3	337
Public Building Impact Fees	19,597
Grand Total	<u>\$ 585,579</u>

<u>Summary of Impact Fees</u>	<u>FY 2023 Actual</u>
School	\$ 311,340
Roads	236,653
Parks	17,989
Public Building	19,597
Grand Total	<u>\$ 585,579</u>

**Board of County Commissioners
Detail Impact Fee Revenue
City of Boynton Beach**

<u>Descriptions</u>	<u>FY 2023 Actual</u>
School Impact Fee Zone 1	\$ 89,067
Roads Impact Fees Zone 4	881,215
Roads Impact Fees Zone 5	7,194
Parks Impact Fees Z-2	10,984
Parks Impact Fees Z-3	414
Public Building Impact Fees	45,098
Grand Total	<u><u>\$1,033,973</u></u>

<u>Summary of Impact Fees</u>	<u>FY 2023 Actual</u>
School	\$ 89,067
Roads	888,409
Parks	11,398
Public Building	45,098
Grand Total	<u><u>\$1,033,973</u></u>

**Board of County Commissioners
Detail Impact Fee Revenue
Town of Briny Breeze**

<u>Descriptions</u>	<u>FY 2023 Actual</u>
School Impact Fee Zone 1	\$ -
Roads Impact Fees Zone 4	-
Parks Impact Fees Z-2	-
Public Building Impact Fees	-
Grand Total	<u>\$ -</u>

<u>Summary of Impact Fees</u>	<u>FY 2023 Actual</u>
School	\$ -
Roads	-
Parks	-
Public Building	-
Grand Total	<u>\$ -</u>

**Board of County Commissioners
Detail Impact Fee Revenue
Town of Cloud Lake**

<u>Descriptions</u>	<u>FY 2023 Actual</u>
School Impact Fee Zone 1	\$ -
Roads Impact Fees Zone 2	-
Law Enforcement Impact Fees	-
Fire Rescue Impact Fees	-
Parks Impact Fees Z-2	-
Public Building Impact Fees	-
Library Impact Fees	-
Grand Total	\$ -

<u>Summary of Impact Fees</u>	<u>FY 2023 Actual</u>
School	\$ -
Roads	-
Law	-
Fire Rescue	-
Parks	-
Public Building	-
Library	-
Grand Total	\$ -

**Board of County Commissioners
Detail Impact Fee Revenue
City of Delray Beach**

<u>Descriptions</u>	<u>FY 2023 Actual</u>
School Impact Fee Zone 1	\$ 2,178,036
Roads Impact Fees Zone 5	759,572
Parks Impact Fees Z-2	125,551
Parks Impact Fees Z-3	8,282
Public Building Impact Fees	53,487
Grand Total	<u><u>\$ 3,124,928</u></u>

<u>Summary of Impact Fees</u>	<u>FY 2023 Actual</u>
School	\$ 2,178,036
Roads	759,572
Parks	133,833
Public Building	53,487
Grand Total	<u><u>\$ 3,124,928</u></u>

**Board of County Commissioners
Detail Impact Fee Revenue
Town of Glen Ridge**

<u>Descriptions</u>	<u>FY 2023 Actual</u>
School Impact Fee Zone 1	\$ -
Roads Impact Fees Zone 2	-
Law Enforcement Impact Fees	-
Fire Rescue Impact Fees	-
Parks Impact Fees Z-2	-
Public Building Impact Fees	-
Library Impact Fees	-
Grand Total	<u><u>\$ -</u></u>

<u>Summary of Impact Fees</u>	<u>FY 2023 Actual</u>
School	\$ -
Roads	-
Law	-
Fire Rescue	-
Parks	-
Public Building	-
Library	-
Grand Total	<u><u>\$ -</u></u>

**Board of County Commissioners
Detail Impact Fee Revenue
Village of Golf**

<u>Descriptions</u>	<u>FY 2023 Actual</u>
School Impact Fee Zone 1	\$ 8,309
Roads Impact Fees Zone 5	123,904
Law Enforcement Impact Fees	896
Parks Impact Fees Z-2	1,265
Public Building Impact Fees	6,466
Grand Total	<u>\$ 140,841</u>

<u>Summary of Impact Fees</u>	<u>FY 2023 Actual</u>
School	\$ 8,309
Roads	123,904
Law	896
Parks	1,265
Public Building	6,466
Grand Total	<u>\$ 140,841</u>

**Board of County Commissioners
Detail Impact Fee Revenue
City of Greenacres**

<u>Descriptions</u>	<u>FY 2023 Actual</u>
School Impact Fee Zone 1	\$ 111,879
Roads Impact Fees Zone 2	62,905
Parks Impact Fees Z-2	10,203
Public Building Impact Fees	3,482
Library Impact Fees	3,815
Grand Total	<u>\$ 192,284</u>

<u>Summary of Impact Fees</u>	<u>FY 2023 Actual</u>
School	\$ 111,879
Roads	62,905
Parks	10,203
Public Building	3,482
Library	3,815
Grand Total	<u>\$ 192,284</u>

**Board of County Commissioners
Detail Impact Fee Revenue
Town of Gulfstream**

<u>Descriptions</u>	<u>FY 2023 Actual</u>
School Impact Fee Zone 1	\$ 2,201
Roads Impact Fees Zone 5	-
Parks Impact Fees Z-3	49
Public Building Impact Fees	50
Grand Total	<u>\$ 2,300</u>

<u>Summary of Impact Fees</u>	<u>FY 2023 Actual</u>
School	\$ 2,201
Roads	-
Parks	49
Public Building	50
Grand Total	<u>\$ 2,300</u>

**Board of County Commissioners
Detail Impact Fee Revenue
Town of Haverhill**

<u>Descriptions</u>	<u>FY 2023 Actual</u>
School Impact Fee Zone 1	\$ -
Roads Impact Fees Zone 2	-
Law Enforcement Impact Fees	-
Fire Rescue Impact Fees	-
Parks Impact Fees Z-2	-
Public Building Impact Fees	-
Library Impact Fees	-
Grand Total	<u><u>\$ -</u></u>

<u>Summary of Impact Fees</u>	<u>FY 2023 Actual</u>
School	\$ -
Roads	-
Law	-
Fire Rescue	-
Parks	-
Public Building	-
Library	-
Grand Total	<u><u>\$ -</u></u>

**Board of County Commissioners
Detail Impact Fee Revenue
Town of Highland Beach**

<u>Descriptions</u>	<u>FY 2023 Actual</u>
School Impact Fee Zone 1	\$ -
Roads Impact Fees Zone 5	-
Parks Impact Fees Z-2	-
Public Building Impact Fees	-
Grand Total	<u>\$ -</u>

<u>Summary of Impact Fees</u>	<u>FY 2023 Actual</u>
School	\$ -
Roads	-
Parks	-
Public Building	-
Grand Total	<u>\$ -</u>

**Board of County Commissioners
Detail Impact Fee Revenue
Town of Hypoluxo**

<u>Descriptions</u>	<u>FY 2023 Actual</u>
School Impact Fee Zone 1	\$ -
Roads Impact Fees Zone 4	-
Parks Impact Fees Z-2	-
Public Building Impact Fees	-
Library Impact Fees	-
Grand Total	<u><u>\$ -</u></u>

<u>Summary of Impact Fees</u>	<u>FY 2023 Actual</u>
School	\$ -
Roads	-
Parks	-
Public Building	-
Library	-
Grand Total	<u><u>\$ -</u></u>

**Board of County Commissioners
Detail Impact Fee Revenue
Town of Juno Beach**

<u>Descriptions</u>	<u>FY 2023 Actual</u>
School Impact Fee Zone 1	\$ 59,291
Roads Impact Fees Zone 1	36,612
Fire Rescue Impact Fees	2,787
Parks Impact Fees Z-1	6,646
Public Building Impact Fees	4,396
Library Impact Fees	2,409
Grand Total	<u>\$ 112,142</u>

<u>Summary of Impact Fees</u>	<u>FY 2023 Actual</u>
School	\$ 59,291
Roads	36,612
Fire Rescue	2,787
Parks	6,646
Public Building	4,396
Library	2,409
Grand Total	<u>\$ 112,142</u>

**Board of County Commissioners
Detail Impact Fee Revenue
Town of Jupiter Inlet Colony**

<u>Descriptions</u>	<u>FY 2023 Actual</u>
School Impact Fee Zone 1	\$ -
Parks Impact Fees Z-1	-
Public Building Impact Fees	-
Library Impact Fees	-
Grand Total	<u>\$ -</u>

<u>Summary of Impact Fees</u>	<u>FY 2023 Actual</u>
School	\$ -
Parks	-
Public Building	-
Library	-
Grand Total	<u>\$ -</u>

**Board of County Commissioners
Detail Impact Fee Revenue
Town of Jupiter**

<u>Descriptions</u>	<u>FY 2023 Actual</u>
School Impact Fee Zone 1	\$ 53,224
Roads Impact Fees Zone 1	70,554
Fire Rescue Impact Fees	1,571
Parks Impact Fees Z-1	2,223
Public Building Impact Fees	4,088
Library Impact Fees	2,153
Grand Total	<u>\$ 133,813</u>

<u>Summary of Impact Fees</u>	<u>FY 2023 Actual</u>
School	\$ 53,224
Roads	70,554
Fire Rescue	1,571
Parks	2,223
Public Building	4,088
Library	2,153
Grand Total	<u>\$ 133,813</u>

**Board of County Commissioners
Detail Impact Fee Revenue
Town of Lake Clarke Shores**

<u>Descriptions</u>	<u>FY 2023 Actual</u>
School Impact Fee Zone 1	\$ 4,628
Roads Impact Fees Zone 2	-
Fire Rescue Impact Fees	-
Parks Impact Fees Z-2	357
Public Building Impact Fees	184
Library Impact Fees	202
Grand Total	<u>\$ 5,371</u>

<u>Summary of Impact Fees</u>	<u>FY 2023 Actual</u>
School	\$ 4,628
Roads	-
Fire Rescue	-
Parks	357
Public Building	184
Library	202
Grand Total	<u>\$ 5,371</u>

**Board of County Commissioners
Detail Impact Fee Revenue
Town of Lake Park**

<u>Descriptions</u>	<u>FY 2023 Actual</u>
School Impact Fee Zone 1	\$ 10,492
Roads Impact Fees Zone 1	161,887
Parks Impact Fees Z-1	1,338
Fire Rescue Impact Fees	7,237
Public Building Impact Fees	4,955
Library Impact Fees	-
Grand Total	<u><u>\$ 185,908</u></u>

<u>Summary of Impact Fees</u>	<u>FY 2023 Actual</u>
School	\$ 10,492
Roads	161,887
Parks	1,338
Fire Rescue	7,237
Public Building	4,955
Library	-
Grand Total	<u><u>\$ 185,908</u></u>

**Board of County Commissioners
Detail Impact Fee Revenue
Town of Lantana**

<u>Descriptions</u>	<u>FY 2023 Actual</u>
School Impact Fee Zone 1	\$ -
Roads Impact Fees Zone 4	-
Fire Rescue Impact Fees	-
Parks Impact Fees Z-2	-
Public Building Impact Fees	23
Grand Total	<u>\$ 23</u>

<u>Summary of Impact Fees</u>	<u>FY 2023 Actual</u>
School	\$ -
Roads	-
Fire Rescue	-
Parks	-
Public Building	23
Grand Total	<u>\$ 23</u>

**Board of County Commissioners
Detail Impact Fee Revenue
City of Lake Worth**

<u>Descriptions</u>	<u>FY 2023 Actual</u>
School Impact Fee Zone 1	\$ 1,111,474
Roads Impact Fees Zone 2	1,120,837
Roads Impact Fees Zone 4	36,369
Parks Impact Fees Z-2	95,363
Fire Rescue Impact Fees	70,524
Public Building Impact Fees	59,377
Grand Total	<u><u>\$ 2,493,944</u></u>

<u>Summary of Impact Fees</u>	<u>FY 2023 Actual</u>
School	\$ 1,111,474
Roads	1,157,205
Parks	95,363
Fire Rescue	70,524
Public Building	59,377
Grand Total	<u><u>\$ 2,493,944</u></u>

**Board of County Commissioners
Detail Impact Fee Revenue
Town of Loxahatchee Groves**

<u>Descriptions</u>	<u>FY 2023 Actual</u>
School Impact Fee Zone 1	\$ 83,756
Roads Impact Fees Zone 3	165,290
Parks Impact Fees Z-1	10,474
Parks Impact Fees Z-2	831
Fire Rescue Impact Fees	6,772
Law Enforcement Impact Fees	2,565
Public Building Impact Fees	9,754
Library Impact Fees	3,224
Grand Total	<u>\$ 282,665</u>

<u>Summary of Impact Fees</u>	<u>FY 2023 Actual</u>
School	\$ 83,756
Roads	165,290
Parks	11,304
Fire Rescue	6,772
Law	2,565
Public Building	9,754
Library	3,224
Grand Total	<u>\$ 282,665</u>

**Board of County Commissioners
Detail Impact Fee Revenue
Town of Manalapan**

<u>Descriptions</u>	<u>FY 2023 Actual</u>
School Impact Fee Zone 1	\$ -
Roads Impact Fees Zone 4	-
Parks Impact Fees Z-2	-
Public Building Impact Fees	-
Grand Total	<u><u>\$ -</u></u>

<u>Summary of Impact Fees</u>	<u>FY 2023 Actual</u>
School	\$ -
Roads	-
Parks	-
Public Building	-
Grand Total	<u><u>\$ -</u></u>

**Board of County Commissioners
Detail Impact Fee Revenue
Town of Mangonia Park**

<u>Descriptions</u>	<u>FY 2023 Actual</u>
School Impact Fee Zone 1	\$ -
Roads Impact Fees Zone 2	-
Parks Impact Fees Z-2	-
Public Building Impact Fees	-
Library Impact Fees	-
Grand Total	<u><u>\$ -</u></u>

<u>Summary of Impact Fees</u>	<u>FY 2023 Actual</u>
School	\$ -
Roads	-
Parks	-
Public Building	-
Library	-
Grand Total	<u><u>\$ -</u></u>

**Board of County Commissioners
Detail Impact Fee Revenue
Village of North Palm Beach**

<u>Descriptions</u>	<u>FY 2023 Actual</u>
School Impact Fee Zone 1	\$ 22,694
Roads Impact Fees Zone 1	9,425
Parks Impact Fees Z-1	2,229
Public Building Impact Fees	1,078
Grand Total	<u>\$ 35,427</u>

<u>Summary of Impact Fees</u>	<u>FY 2023 Actual</u>
School	\$ 22,694
Roads	9,425
Parks	2,229
Public Building	1,078
Grand Total	<u>\$ 35,427</u>

**Board of County Commissioners
Detail Impact Fee Revenue
Town of Ocean Ridge**

<u>Descriptions</u>	<u>FY 2023 Actual</u>
School Impact Fee Zone 1	\$ 8,658
Roads Impact Fees Zone 4	4,868
Parks Impact Fees Z-2	766
Parks Impact Fees Z-3	101
Public Building Impact Fees	325
Library Impact Fees	354
Grand Total	<u>\$ 15,073</u>

<u>Summary of Impact Fees</u>	<u>FY 2023 Actual</u>
School	\$ 8,658
Roads	4,868
Parks	867
Public Building	325
Library	354
Grand Total	<u>\$ 15,073</u>

**Board of County Commissioners
Detail Impact Fee Revenue
City of Pahokee**

<u>Descriptions</u>	<u>FY 2023 Actual</u>
Public Building Impact Fees	\$ -
Library Impact Fees	-
Grand Total	<u>\$ -</u>

<u>Summary of Impact Fees</u>	<u>FY 2023 Actual</u>
Public Building	\$ -
Library	-
Grand Total	<u>\$ -</u>

**Board of County Commissioners
Detail Impact Fee Revenue
Town of Palm Beach**

<u>Descriptions</u>	<u>FY 2023 Actual</u>
School Impact Fee Zone 1	\$ 42,009
Roads Impact Fees Zone 1	-
Roads Impact Fees Zone 2	30,355
Parks Impact Fees Z-1	2,008
Parks Impact Fees Z-2	885
Fire Rescue Impact Fees	285
Public Building Impact Fees	2,373
Grand Total	<u>\$ 77,916</u>

<u>Summary of Impact Fees</u>	<u>FY 2023 Actual</u>
School	\$ 42,009
Roads	30,355
Parks	2,893
Fire Rescue	285
Public Building	2,373
Grand Total	<u>\$ 77,916</u>

**Board of County Commissioners
Detail Impact Fee Revenue
Village of Palm Springs**

<u>Descriptions</u>	<u>FY 2023 Actual</u>
School Impact Fee Zone 1	\$ 1,296,207
Roads Impact Fees Zone 2	694,041
Parks Impact Fees Z-2	174,187
Fire Rescue Impact Fees	56,042
Public Building Impact Fees	31,001
Grand Total	<u>\$ 2,251,479</u>

<u>Summary of Impact Fees</u>	<u>FY 2023 Actual</u>
School	\$ 1,296,207
Roads	694,041
Fire Rescue	174,187
Parks	56,042
Public Building	31,001
Grand Total	<u>\$ 2,251,479</u>

**Board of County Commissioners
Detail Impact Fee Revenue
City of Palm Beach Gardens**

<u>Descriptions</u>	<u>FY 2023 Actual</u>
School Impact Fee Zone 1	\$ 2,475,511
Roads Impact Fees Zone 1	898,551
Parks Impact Fees Z-1	247,608
Public Building Impact Fees	121,805
Library Impact Fees	95,880
Grand Total	<u>\$ 3,839,355</u>

<u>Summary of Impact Fees</u>	<u>FY 2023 Actual</u>
School	\$ 2,475,511
Roads	898,551
Parks	247,608
Public Building	121,805
Library	95,880
Grand Total	<u>\$ 3,839,355</u>

**Board of County Commissioners
Detail Impact Fee Revenue
Town of Palm Beach Shores**

<u>Descriptions</u>	<u>FY 2023 Actual</u>
School Impact Fee Zone 1	\$ -
Parks Impact Fees Z-1	-
Public Building Impact Fees	-
Library Impact Fees	-
Grand Total	<u><u>\$ -</u></u>

<u>Summary of Impact Fees</u>	<u>FY 2023 Actual</u>
School	\$ -
Parks	-
Public Building	-
Library	-
Grand Total	<u><u>\$ -</u></u>

**Board of County Commissioners
Detail Impact Fee Revenue
City of Riviera Beach**

<u>Descriptions</u>	<u>FY 2023 Actual</u>
School Impact Fee Zone 1	\$ 150,419
Roads Impact Fees Zone 1	143,670
Parks Impact Fees Z-1	7,577
Public Building Impact Fees	7,841
Grand Total	<u>\$ 309,507</u>

<u>Summary of Impact Fees</u>	<u>FY 2023 Actual</u>
School	\$ 150,419
Roads	143,670
Parks	7,577
Public Building	7,841
Grand Total	<u>\$ 309,507</u>

**Board of County Commissioners
Detail Impact Fee Revenue
Village of Royal Palm Beach**

<u>Descriptions</u>	<u>FY 2023 Actual</u>
School Impact Fee Zone 1	\$ 1,452,500
Roads Impact Fees Zone 3	1,364,097
Parks Impact Fees Z-1	164,277
Parks Impact Fees Z-2	2,400
Fire Rescue Impact Fees	78,371
Public Building Impact Fees	103,259
Library Impact Fees	61,242
Grand Total	<u>\$ 3,226,146</u>

<u>Summary of Impact Fees</u>	<u>FY 2023 Actual</u>
School	\$ 1,452,500
Roads	1,364,097
Parks	166,677
Fire Rescue	78,371
Public Building	103,259
Library	61,242
Grand Total	<u>\$ 3,226,146</u>

**Board of County Commissioners
Detail Impact Fee Revenue
City of South Bay**

<u>Descriptions</u>	<u>FY 2023 Actual</u>
Public Building Impact Fees	\$ -
Library Impact Fees	-
Grand Total	<u>\$ -</u>

<u>Summary of Impact Fees</u>	<u>FY 2023 Actual</u>
Public Building	\$ -
Library	-
Grand Total	<u>\$ -</u>

**Board of County Commissioners
Detail Impact Fee Revenue
Town of South Palm Beach**

<u>Descriptions</u>	<u>FY 2023 Actual</u>
School Impact Fee Zone 1	\$ -
Roads Impact Fees Zone 2	-
Roads Impact Fees Zone 4	-
Parks Impact Fees Z-2	-
Public Building Impact Fees	-
Library Impact Fees	-
Grand Total	\$ -

<u>Summary of Impact Fees</u>	<u>FY 2023 Actual</u>
School	\$ -
Roads	-
Parks	-
Public Building	-
Library	-
Grand Total	\$ -

**Board of County Commissioners
Detail Impact Fee Revenue
Village of Tequesta**

<u>Descriptions</u>	<u>FY 2023 Actual</u>
School Impact Fee Zone 1	\$ 4,050
Roads Impact Fees Zone 1	10,480
Parks Impact Fees Z-1	257
Public Building Impact Fees	173
Library Impact Fees	207
Grand Total	<u>\$ 15,167</u>

<u>Summary of Impact Fees</u>	<u>FY 2023 Actual</u>
School	\$ 4,050
Roads	10,480
Parks	257
Public Building	173
Library	207
Grand Total	<u>\$ 15,167</u>

**Board of County Commissioners
Detail Impact Fee Revenue
Unincorporated Palm Beach County**

<u>Descriptions</u>	<u>FY 2023 Actual</u>
School Impact Fee Zone 1	\$ 10,713,190
Roads Impact Fees Zone 1	1,560,377
Roads Impact Fees Zone 2	1,038,560
Roads Impact Fees Zone 3	1,460,786
Roads Impact Fees Zone 4	3,347,696
Roads Impact Fees Zone 5	784,261
Parks Impact Fees Z-1	189,736
Parks Impact Fees Z-2	1,184,393
Parks Impact Fees Z-3	105,417
Fire Rescue Impact Fees	717,777
Law Enforcement Impact Fees Zone 2	309,156
Public Building Impact Fees	690,267
Library Impact Fees	502,402
Grand Total	<u><u>\$ 22,604,018</u></u>

<u>Summary of Impact Fees</u>	<u>FY 2023 Actual</u>
School	\$ 10,713,190
Roads	8,191,681
Parks	1,479,545
Fire Rescue	717,777
Law	309,156
Public Building	690,267
Library	502,402
Grand Total	<u><u>\$ 22,604,018</u></u>

**Board of County Commissioners
Detail Impact Fee Revenue
Village of Wellington**

<u>Descriptions</u>	<u>FY 2023 Actual</u>
School Impact Fee Zone 1	\$ 97,971
Roads Impact Fees Zone 3	211,206
Fire Rescue Impact Fees	14,733
Parks Impact Fees Z-2	18,155
Public Building Impact Fees	13,224
Library Impact Fees	7,837
Grand Total	<u>\$ 363,126</u>

<u>Summary of Impact Fees</u>	<u>FY 2023 Actual</u>
School	\$ 97,971
Roads	211,206
Fire Rescue	14,733
Parks	18,155
Public Building	13,224
Library	7,837
Grand Total	<u>\$ 363,126</u>

**Board of County Commissioners
Detail Impact Fee Revenue
City of Westlake**

<u>Descriptions</u>	<u>FY 2023 Actual</u>
School Impact Fee Zone 1	\$ 2,681,239
Roads Impact Fees Zone 3	-
Roads Impact Fees Zone 4	-
Law Enforcement Impact Fees	77,284
Fire Rescue Impact Fees	174,770
Parks Impact Fees Z-1	359,700
Parks Impact Fees Z-2	135,350
Public Building Impact Fees	153,622
Library Impact Fees	133,771
Grand Total	<u><u>\$ 3,715,737</u></u>

<u>Summary of Impact Fees</u>	<u>FY 2023 Actual</u>
School	\$ 2,681,239
Roads	-
Law	77,284
Fire Rescue	174,770
Parks	495,051
Public Building	153,622
Library	133,771
Grand Total	<u><u>\$ 3,715,737</u></u>

**Board of County Commissioners
Detail Impact Fee Revenue
City of West Palm Beach**

<u>Descriptions</u>	<u>FY 2023 Actual</u>
School Impact Fee Zone 1	\$ 530,737
Roads Impact Fees Zone 2	2,216,860
Roads Impact Fees Zone 3	35,979
Roads Impact Fees Zone 5	-
Parks Impact Fees Z-1	14,712
Parks Impact Fees Z-2	32,253
Public Building Impact Fees	155,861
Grand Total	<u><u>\$ 2,986,401</u></u>

<u>Summary of Impact Fees</u>	<u>FY 2023 Actual</u>
School	\$ 530,737
Roads	2,252,839
Parks	46,965
Public Building	155,861
Grand Total	<u><u>\$ 2,986,401</u></u>

IMPACT FEE EXPENDITURES BY BENEFIT ZONE



**Board of County Commissioners
Impact Fees Expenditures
Road Program Zone 1**

<u>Project Name</u>	<u>FY 2023 Expenditure</u>
Northlake Blvd & Military Tr Intersection Improvements	\$ 85
PGA Blvd & Military Trail Intersection	706,062
Congress Ave/Northlake To Alt.A1A	353,541
Silver Bch Rd/E of Con-Old Dix	1,485,362
PGA Blvd & Central Blvd Intersection	17,145
Church St Limestone Creek Rd to W of Central Blvd	32,288
Center Street from Loxahatchee River to Alternate A-1-A	1,699
Blue Heron & Congress Intersection Imp	2,098
Northlake Blvd & Military Tr Intersection Impr. (2EBL)	104,414
Ellison Wilson Rd. and Universe Blvd. Intersection Improvements	220,195
Donald Ross Rd., Prosperity Farms Rd. to E. of Ellison Wilson	430
Donald Ross Rd. & Military Intersection Improvements	28,900
Grand Total	<u>\$ 2,952,219</u>

**Board of County Commissioners
Impact Fees Expenditures
Road Program Zone 2**

<u>Project Name</u>	<u>FY 2023 Expenditure</u>
Florida Mango Rd Over LWDD L-9&L-10 Canals, Bridge Replace	\$ 133,882
Okeechobee Blvd & Church St. Intersection Imp	\$ 6,511
Florida Mango Rd, Barbados Rd To N Of Myrica Rd	\$ 33,186
Military Tr & Forest Hill Blvd Intersection	\$ 1,382,716
45th St/E Of Haverhill To W Of Military Trail	\$ 12,141
Fl Mango Over LWDD L-8 Canal to Edgewater Dr to S of Barbado	\$ 1,757,022
10th Ave N & Boutwell Rd Intersection	\$ 11,969
Australian Ave/Banyan Blvd to 45th St	\$ 131,199
Florida Mango Rd Over LWDD L-6 Canal	\$ 53,945
Roebuck Rd/Jog Rd To Haverhill Rd	\$ 748
Haverhill Rd/N. Of Caribbean Blvd to Bee Line Hwy	\$ 598,518
Congress Ave & Palm Beach Lakes Blvd Intersection	\$ 106,384
Okeechobee Blvd/Haverhill Rd Intersection Imp	\$ 72,189
Gun Club Rd, Forest Estates Dr to LWDD E 3 Canal	\$ 86,139
Kirk Rd, Summit Blvd to Gun Club Rd	\$ 77,305
Kirk Rd, LWDD L-7 to Summit Blvd	\$ 46,042
10th Ave N, W of Congress Ave to I-95	\$ 512
Austrailian Avenue, I-95 to Okeechobee Blvd	\$ 49,664
Haverhill Rd., S. of Ceceile Ave. to N. of Century Blvd	\$ 11,754
Sherwood Forest Blvd., Lake Worth Rd to N of 10th Ave N	\$ 2,218
45th St & Haverhill Rd Intersection Improvements	\$ 5,101
Austrailian Ave. from Banyan Blvd to 45th	\$ 539,250
Grand Total	<u>\$ 5,118,395</u>

**Board of County Commissioners
Impact Fees Expenditures
Road Program Zone 3**

<u>Project Name</u>	<u>FY 2023 Expenditure</u>
Northlake BL/Sem Pratt-Coconut	\$ 732,021
Benoist Farm Rd, SR 80 to Belvedere Rd	70,141
Seminole Pratt - Northlake/Beeline	1,518,227
Lyons Rd/Lake Worth Rd to N of LWDD L-10 Canal	392,143
Seminole PW - Sycamore/Orange	64
Seminole PW - Orange/Northlake	1,641,888
60th St. N., Little Gator Lane to 140th Ave N	10,490
Royal Palm Beach Blvd From M-Canal To S of Orange Blvd	86,631
Okeechobee Blvd and Jog Rd Intersection	105,127
SR7 Extension, 60th St To Northlake Blvd	50,283
Coconut Blvd., Temple Blvd. to S. of Northlake Blvd	24,748
Royal Palm Beach Blvd. N of Persimmon to N of M Canal	373,048
SR7 and Weismany Way Intersection Improvements	422,246
60th Street N, Avocado Blvd to E. of 120th Ave. N.	18,865
60th St. N W of 140th Ave to Avocado Blvd	46,574
Orange Blvd. & Coconut Blvd. Intersection Improvements	1,707
Royal Palm Beach Blvd/ Orange Blvd/Coconut Blvd., S. of Orange	194,890
Jog Rd, Vista Pkwy S, Vista Pkwy N & Snelgrove Way RTL	236
Belvedere Rd & SR 7 Intersection Improvements	5,323
Okeechobee Blvd Lane Widening E of Folsom Rd.	57,429
Grand Total	<u>\$ 5,752,081</u>

**Board of County Commissioners
Impact Fees Expenditures
Road Program Zone 4**

<u>Project Name</u>	<u>FY 2023 Expenditure</u>
Haverhill Rd/S Of LWDD-14 Canal To Lake Worth Rd	\$ 64
Gateway Blvd & Military Trail Intersection	262,541
Lantana Rd & Lawrence Rd Intersection	750,724
Lyons Road/Lantana Road To Lake Worth Rd	1,514,761
Gateway Blvd & High Ridge Rd Intersection	886,195
Hypoluxo Rd/Jog Rd Intersection Imp	81,368
Woolbright Rd Seacrest Blvd Intersection Imp.	52,271
Lantana Rd at Congress Ave Intersection Improvement	528,982
Melaleuca Lane and Jog Road Intersection Improvement	179,397
Miner Rd. and Congress Ave. Intersection Improvement	143,487
Military Trl. & Old Boynton Rd. Intersection Improvement	16,369
Old Boyntn Rd. & Lawrence Rd. Intersection Improvement	27,113
Gateway Blvd. & Lawrence Rd. Intersection Improvement	19,559
Hagen Ranch Rd., Smith Farm Blvd. to S. of Lantana Rd.	30,643
Hypoluxo Rd. & Town Commons Dr. Intersection Improvement	279
Miner Road from Military Trail to Lawrence Road	121,544
Haverhill Rd. Hypoluxo Rd. to Lantana Rd.	135,100
Miner Rd. & High Ridge Rd. Intersection Improvement	135
Boynton Beach Blvd and Acme Dairy Rd Intersection	14,766
Lyons Road. & Boynton Beach Blvd. Intersection Improvement	29,883
Military Trail & Golf Road Intersection Improvement	74,126
High Ridge Rd & Hypoluxo Rd Intersection Improvement	2,522
Grand Total	<u>\$ 4,871,828</u>

**Board of County Commissioners
Impact Fees Expenditures
Road Program Zone 5**

<u>Project Name</u>	<u>FY 2023 Expenditure</u>
Lyons Rd.,N of LWDD L-30 Canal to Boynton Beach Blvd	\$ 8,348
Camino Real Rd, SW 17th Court to SW 7th Ave	2,918
Linton Blvd & Military Trail Intersection	30,857
Flavor Pict Rd/SR 7 to Lyons Rd	2,702,099
Lyons Rd/Clint Moore Rd To Atlantic Ave	2,136,843
S.W. 3rd St From SR 7 To E of SR7	17,876
Sandalfoot Blvd From SR7 To E of SR7	32,016
Old Dixie From Yamato Rd to Linton Blvd.	406,183
SE 23rd Ave And Federal Highway Intersection	449
Palmetto Park Road/E Of Military To I-95	54,130
Palmetto Park Rd Over LWDD E-4 Canal, Bridge Replacement	1,261,286
Yamato Road, Lakeridge Blvd To W Of Florida's Turnpike	87,147
Clint Moore Rd, Oaks Club Dr To Long Lake Dr	673,094
Clint Moore Rd/Jog Rd Intersection Imp	35,329
Clint Moore Rd/Military Trail Intersection Imp	12,999
Hagen Ranch Rd & Atlantic Ave Intersection	1,696
S.W. 18th St/Boca Rio Rd. Intersection Imp.	46,262
Lake Ida Rd. & Hagen Ranch Rd. Intersection Improvements	17,442
Del Prado Circle North at Palmetto Circle North, SB to WB Ri	3,779
Del Prado Circle South at Palmetto Circle North, EB to SB Ri	3,781
Linton Blvd and Old Dixie Hwy Intersection Improvements	22,023
Lyons Rd. Atlantic Ave to S. of Flavor Pict Rd	241,406
Boca Rio Rd. Palmetto Park Rd to Glades Rd	273,370
Sims Rd Lake of Delray Blvd to Atlantic Ave	66,420
SW 18th St. & SR 7 Intersection Improvements	20,832
Palmetto Park Rd & SR 7 Intersection Improvements	19,482
Clint Moore Rd & SR 7 Intersection Improvements	38,337
Del Prado Circle N at Palmetto Circle N EB to SB Right Turn	6,469
Jog Rd. Potomac Rd to Yamato Rd	92,417
Flavor Pict Rd / Lyons Rd to Hagen Ranch Rd	5,005
El Clair Ranch Rd. & Pipers Glen Blvd Intersection Imp.	42,499
East Palmetto Park Rd & Spanish Trail Improvements	83,793
Grand Total	<u>\$ 8,446,587</u>

**Board of County Commissioners
Impact Fees Expenditures
Law Enforcement**

<u>Project Name</u>	<u>FY 2023 Expenditure</u>
PBSO District 1 Substation & Marine Unit	\$ 1,017,641
Grand Total	<u>\$ 1,017,641</u>

**Board of County Commissioners
Impact Fees Expenditures
Fire Rescue**

<u>Project Name</u>	<u>FY 2023 Expenditure</u>
Fire Station 40	\$ 17,654
Grand Total	<u>\$ 17,654</u>

**Board of County Commissioners
Impact Fees Expenditures
Parks & Recreation Zone 1**

<u>Project Name</u>	<u>FY 2023 Expenditure</u>
Carlin Park Improvements	\$ 17,691
Dubois Park Expansion FY2010	58,188
Dubois Park Improvements	22,007
PI Redevelop	24,729
Grand Total	<u>\$ 122,614</u>

**Board of County Commissioners
Impact Fees Expenditures
Parks & Recreation Zone 2**

<u>Project Name</u>	<u>FY 2023 Expenditure</u>
John Prince Park Improvements Phase IV	\$ 80,345
Okeeheelee Park Parking Exansion	36,576
Okeeheelee Park BMX Area Improvements	1,200
John Prince Park Sewer Expansion	11,873
Villages of Windsor Park Design & Development Phase I	91,089
Loxahatchee Groves Park Sewer Expansion	32,958
Grand Total	<u>\$ 254,041</u>

**Board of County Commissioners
Impact Fees Expenditures
Parks & Recreation Zone 3**

<u>Project Name</u>	<u>FY 2023 Expenditure</u>
Canyons District Park Design & Development	\$ 704,013
West Delray Regional Parking Expansion	150,000
Grand Total	<u><u>\$ 854,013</u></u>

**Board of County Commissioners
Impact Fees Expenditures
Public Building**

<u>Project Name</u>	<u>FY 2023 Expenditure</u>
Courthouse 8th Floor Build-Out	\$ 343,462
Grand Total	<u>\$ 343,462</u>

**Board of County Commissioners
Impact Fees Expenditures
Library**

<u>Project Name</u>	<u>FY 2023 Expenditure</u>
Canyon Branch	\$ 2,993,619
Grand Total	<u>\$ 2,993,619</u>

**Board of County Commissioners
Impact Fees Expenditures
School Zone 1**

<u>Project Name</u>	<u>FY 2023 Expenditure</u>
School Impact Fees	\$ 25,000,000
Grand Total	<u><u>\$ 25,000,000</u></u>

**Board of County Commissioners
Impact Fees Expenditures
School Zone 2**

<u>Project Name</u>	<u>FY 2023 Expenditure</u>
School Impact Fees	\$ 30,331
Grand Total	<u><u>\$ 30,331</u></u>

**Board of County Commissioners
Impact Fees Expenditures
School Zone 3**

<u>Project Name</u>	<u>FY 2023 Expenditure</u>
School Impact Fees	\$ 24,282
Grand Total	<u><u>\$ 24,282</u></u>

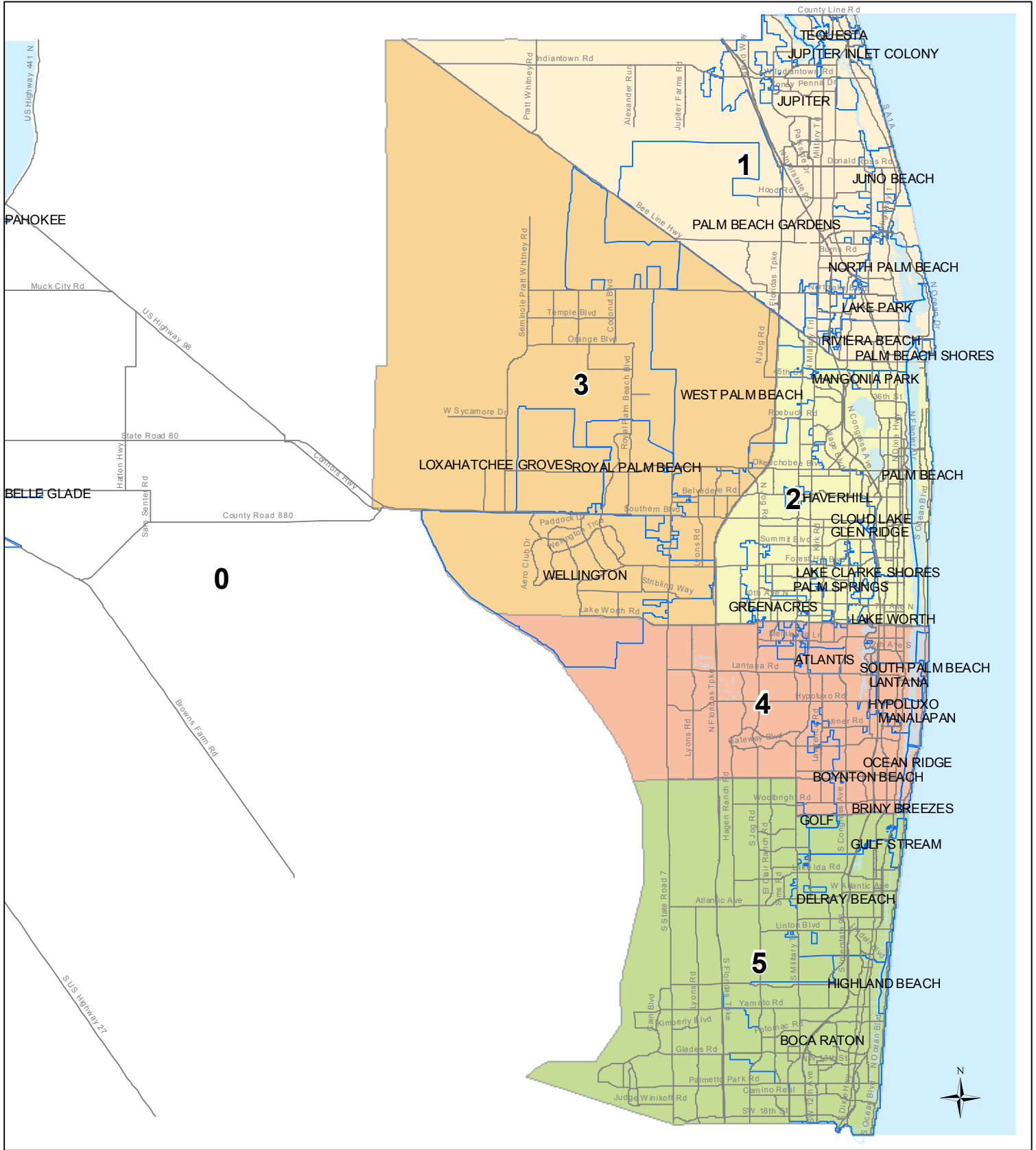
**Board of County Commissioners
Impact Fees Expenditures
School Zone 4**

<u>Project Name</u>	<u>FY 2023 Expenditure</u>
School Impact Fees	\$ 23,963
Grand Total	<u><u>\$ 23,963</u></u>

IMPACT FEE

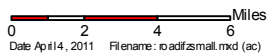


Benefit Zone Maps

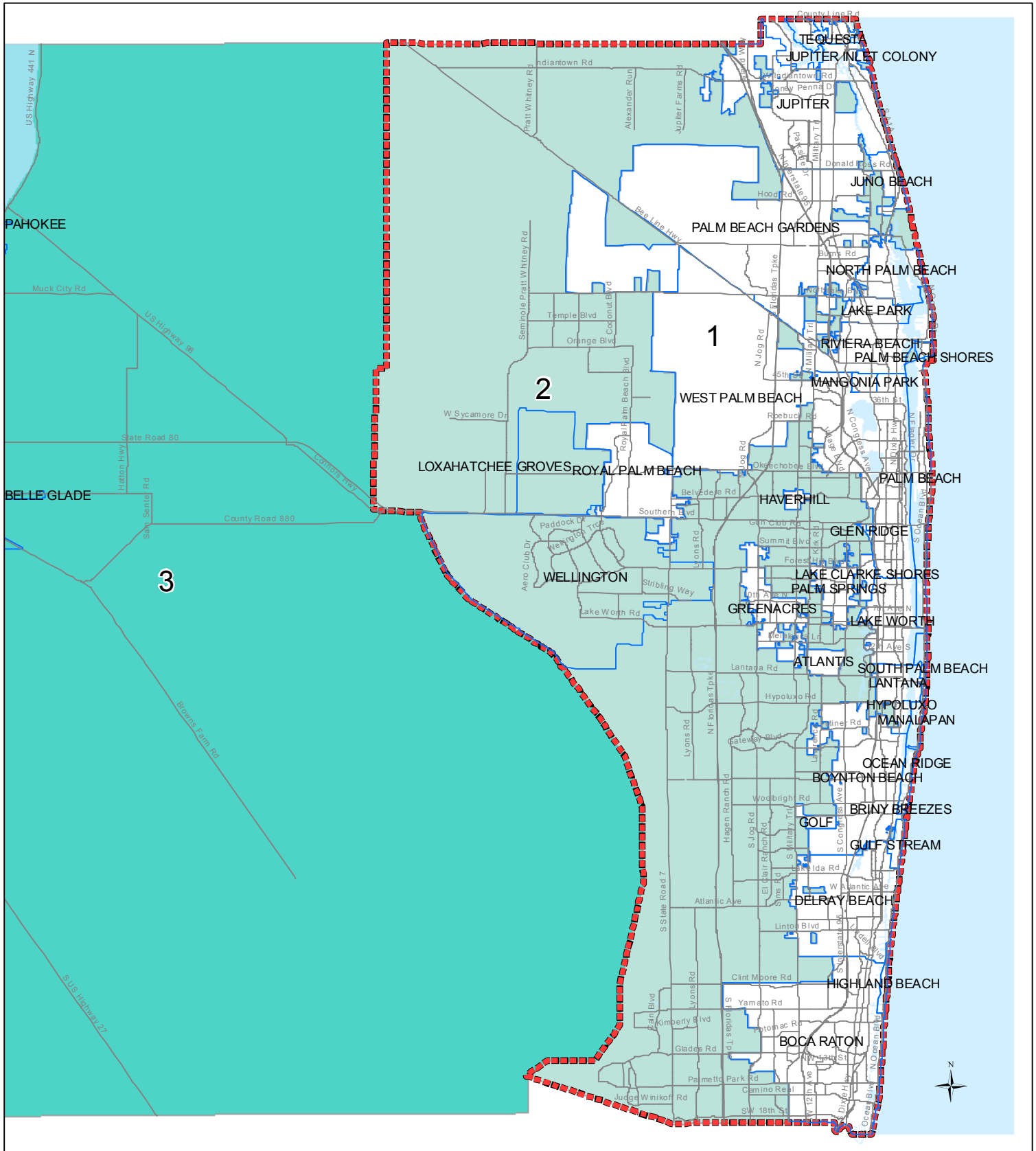


ROAD IMPACT FEE ZONES

- Municipal Boundaries
- 1
- 2
- 3
- 4
- 5



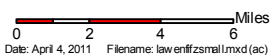
**Planning, Zoning and Building
Department - GIS**
2300 N. Jog Road
West Palm Beach, FL 33411
(561) 233-5000
pzbmpap@pbcgov.org
www.pbcgov.com/pzb



LAW ENFORCEMENT PATROL IMPACT FEE ZONES

Municipal Boundaries

- 1
- 2
- 3

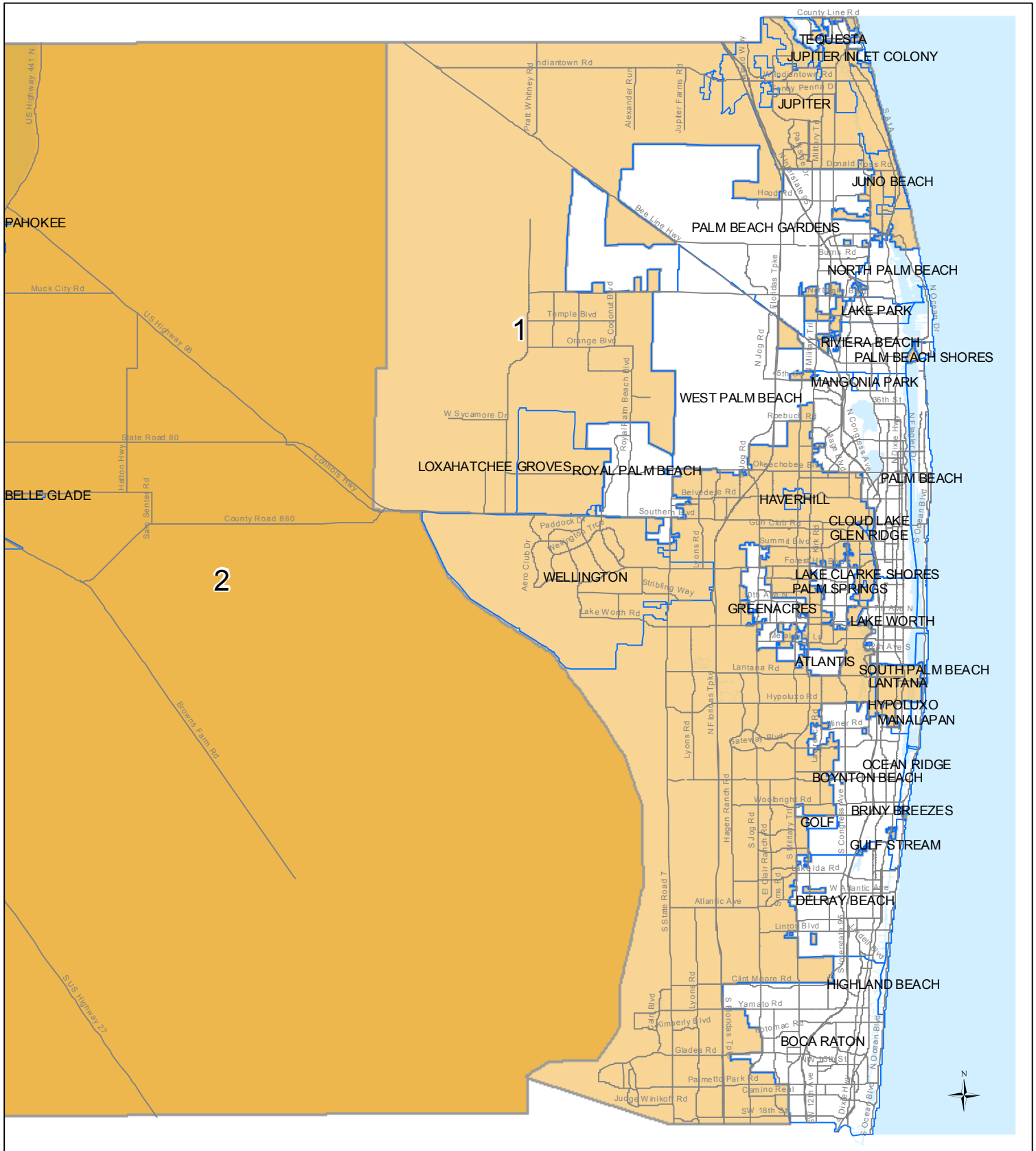


Date: April 4, 2011 Filename: lawenfzsmall.mxd (ac)






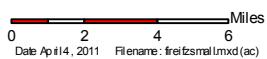
Planning, Zoning and Building Department - GIS

2300 N. Jog Road
 West Palm Beach, FL 33411
 (561) 233-5000
 pzmap@pbc.gov.org
 www.pbcgov.com/pzb

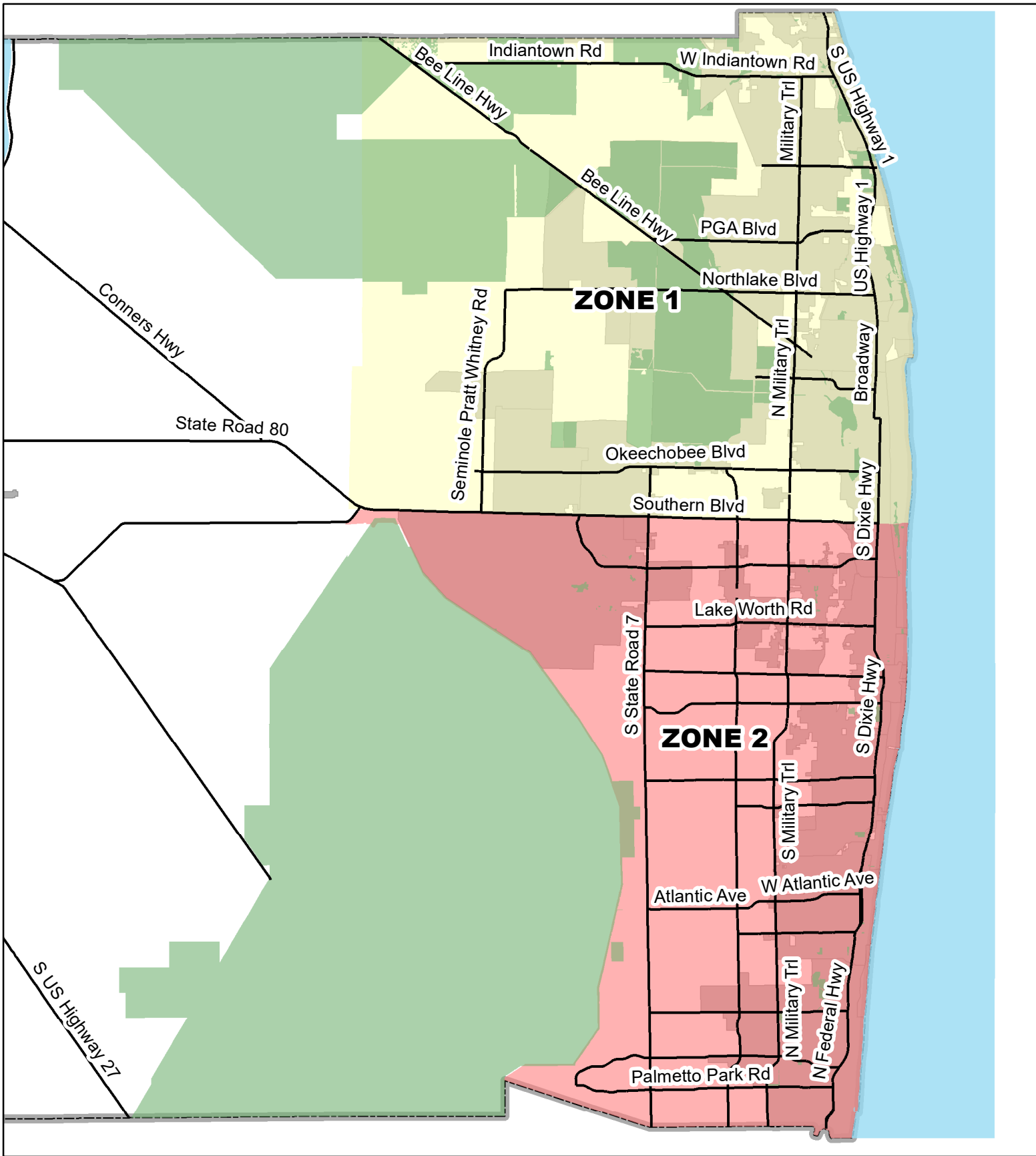


FIRE IMPACT FEE ZONES

-  Municipal Boundaries
-  1
-  2



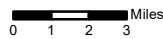
**Planning, Zoning and Building
Department - GIS**
 2300 N. Jog Road
 West Palm Beach, FL 33411
 (561) 233-5000
 pzmap@pbcgov.com
 www.pbcgov.com/pzb



**PARK AND RECREATION
IMPACT FEE ZONES**

- 1 2 PARKS AND REC IMPACT ZONES
- MUNICIPAL AREAS
- CONSERVATION AREA
- COUNTY_BOUNDARY

Document Path: S:\Work\skubber\Projects\Impact Fee Zones\Park_Rec_Proposed\PARK_AND_REC_PROPOSED.mxd



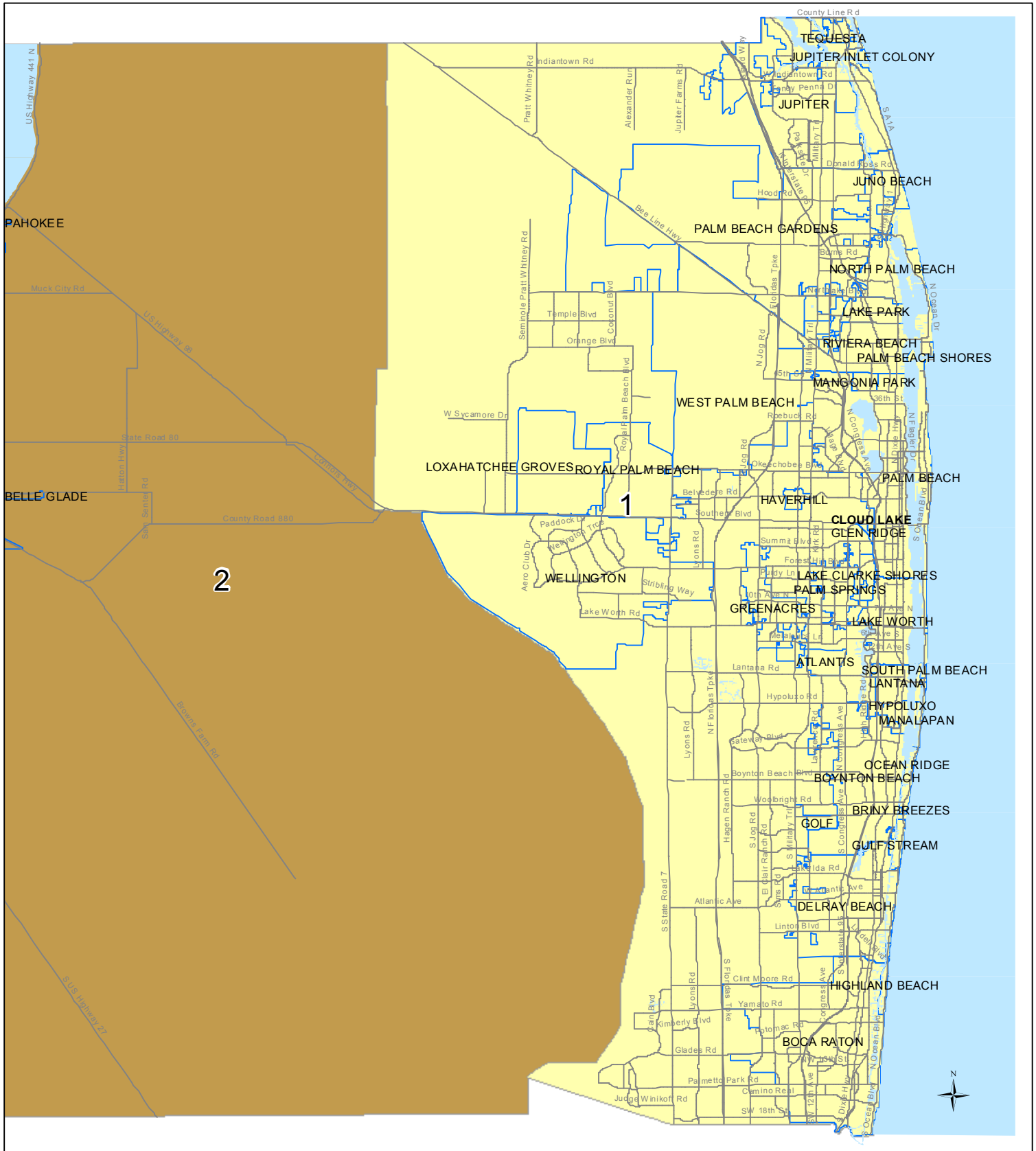
Disclaimer:

Legal: Palm Beach County is providing this data "as is," and Palm Beach County disclaims any and all warranties, whether expressed or implied, including (without limitation) any implied warranties of merchantability or fitness for a particular purpose. In no event will Palm Beach County be liable to you or any third party for any direct, indirect, incidental, consequential, special, or exemplary damages or lost profits resulting from any use or misuse of this data.






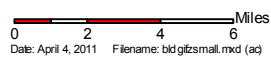
Palm Beach County

GIS Service Bureau September 30, 2022



PUBLIC BUILDING IMPACT FEE ZONES

-  Municipal Boundaries
-  1
-  2

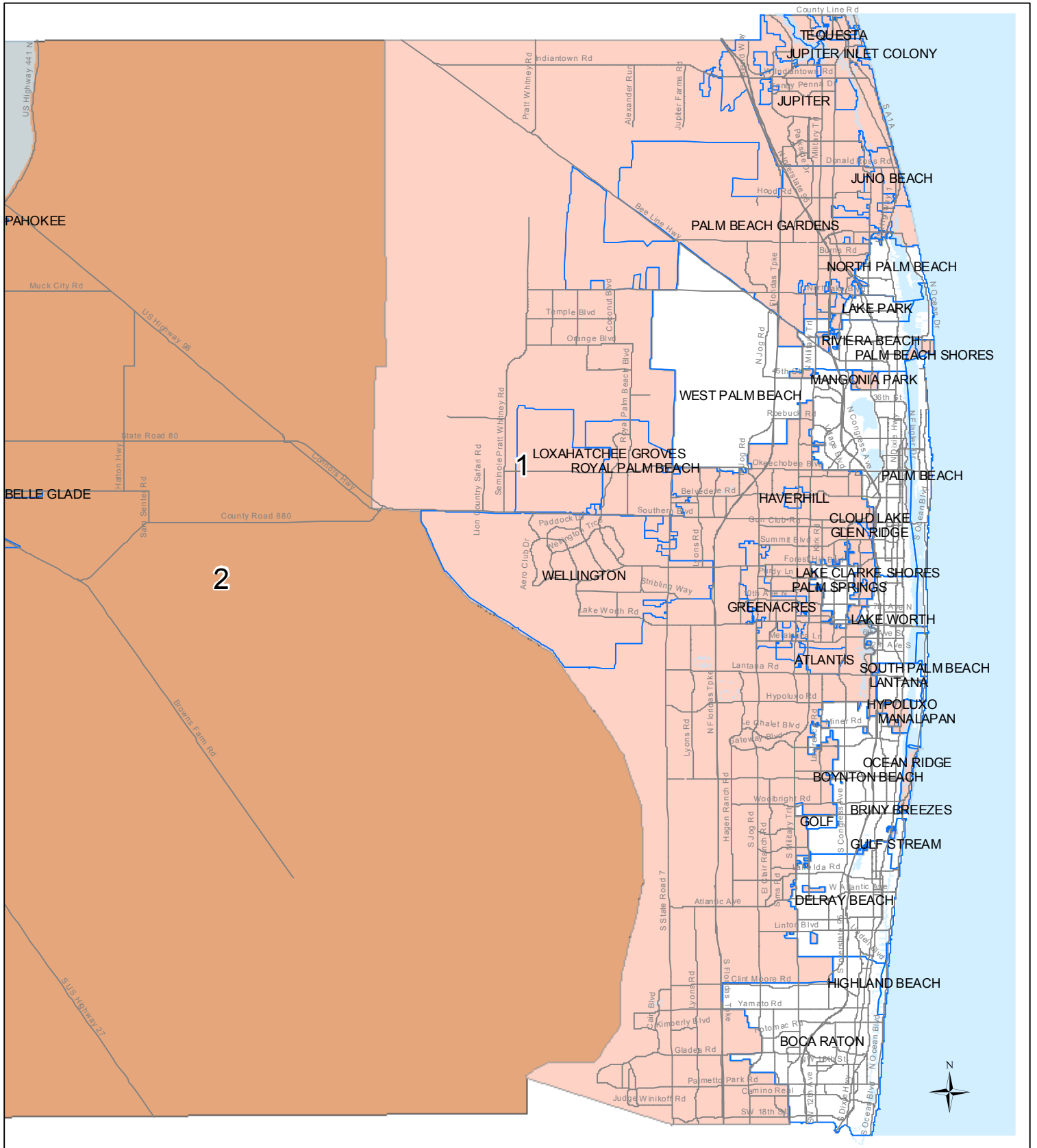


Date: April 4, 2011 Filename: bldgizsmall.mxd (a)






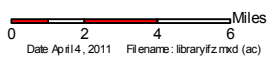
Planning, Zoning and Building Department - GIS

2300 N. Jog Road
 West Palm Beach, FL 33411
 (561) 233-5000
 pzmap@pbcgov.org
 www.pbogov.com/pzb

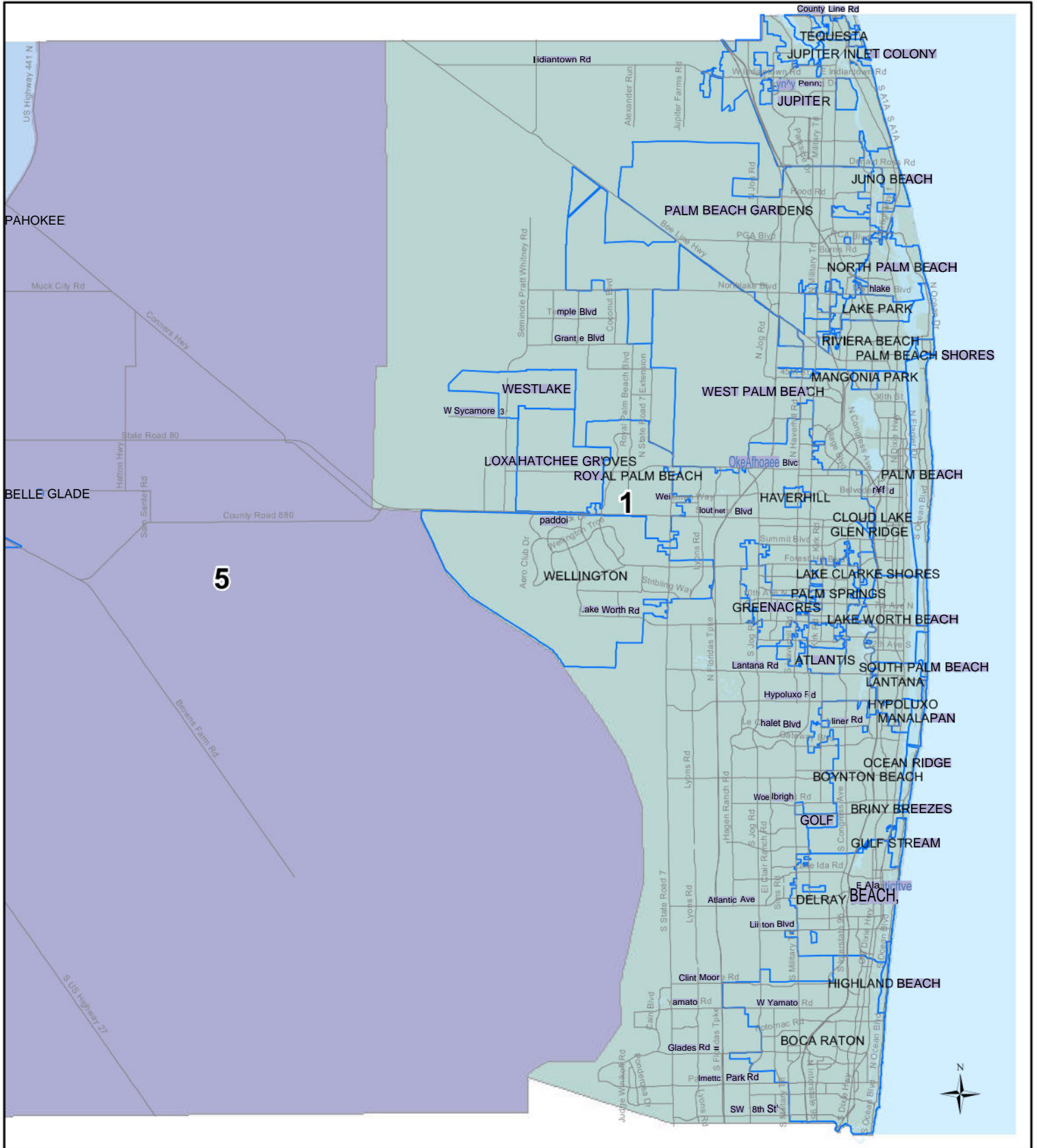


LIBRARY IMPACT FEE ZONES

-  Municipal Boundaries
-  1
-  2

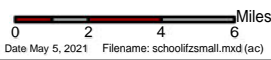


**Planning, Zoning and Building
Department - GIS**
 2300 N. Jog Road
 West Palm Beach, FL 33411
 (561) 233-5000
 pzmap@pbcgov.org
 www.pbcgov.com/pzb



SCHOOL IMPACT FEE ZONES

dj Municipal Boundaries 1 5



**Planning, Zoning and Building
Department - GIS**
2300 N. Jog Road
West Palm Beach, FL 33411
(561)233-5000
pzbmap@pbcgov.org
www.pbcgov.com/pzb